

I'm looking back on yet another amazing year of street gardening in Vancouver and feeling very thankful to be part of such a great program and a great group of people – the Green Streets volunteers. 2010 was jam packed with excitement and it's incredibly rewarding to recall the season past. Aside from the excitement of having the Olympics in town, Green Streets had many highlights throughout the year: the spring plant swap at Tupper Greenway, creating the Green Streets documentary and the annual Green Streets Garden Party to name just a few. Throughout the season, I observed some really inspiring garden makeovers and saw the number of street gardens and gardeners continue to climb. Approximately 50 new Green Streets gardens joined the Program last year, bringing the total number of sponsored gardens to just over 350. That's fantastic!

Something that evolved very organically with the last couple newsletters was the *Gardener Profile* section. I really enjoyed these pieces and got a lot of positive feedback from all of you. I would love to see this become a regular part of our newsletters and will begin featuring a garden each month starting in April and going through to September. If there is a time of year that you think your garden looks particularly amazing, let me know. I'll visit your garden, take some pictures and talk with you about everything you've done to make it so spectacular. What a great opportunity to show off your garden and share a little knowledge and inspiration with your fellow street gardeners!

The gardener profiles are one of many things that will make 2011 just as exciting as 2010 and I'm already looking forward to another great year of Green Streets. Until then, wishing you all a bit of rest and relaxation during the cooler months.

Erin MacDonald
Green Streets Coordinator
t 604.873.7204 f 604.871.6192
greenstreets@vancouver.ca
vancouver.ca/greenstreets



Newsletter

Fall 2010

In this issue

2010 Green Streets Garden Party
Thanks for another great year

Camera, Action!
Making the Green Streets Documentary

Autumn in the Garden
Fall Gardening Tips and Ideas

It's Compost Time
October 15th at various locations

Food Scraps: Stop Trashing Your Food
From Vancouver's Food Scraps Program

Green Streets Plant Swap
Looking Forward to April 2011

Gardener Profile
Quebec St and 10th Ave

Upcoming Gardening Events



2010 Green Streets Garden Party



This year's Green Streets Garden Party was an absolute blast! The VanDusen Floral Hall was buzzing with so many gardeners all gathered together to celebrate the 2010 gardening season. With close to 200 people in attendance, it was the biggest party we've had in the 16 years that Green Streets has been going. It was exciting to see lots of long-time gardeners intermingled with many new faces, all celebrating the shared successes of greening Vancouver's streets.

As gardeners trickled in, RazzMajazz set the mood with their charming acoustic jazz music. The plant swap table was overflowing and folks were mingling around the room sharing stories and checking out images of street gardens from all corners of the city. The snacks from Whole Foods were quickly disappearing and the delicious coffee (donated by the awesome team at Ethical Bean) provided the perfect mid-afternoon pick-me-up. For me, the Green Streets party is a vibrant season's finale and certainly a high point in my job. It's such a pleasure to see everyone come together and to have the opportunity to thank you for the hard work you do throughout the year, so thanks to all of you that joined this year's party. And for those that could not make it, I look forward to seeing you at next year's party. It's already booked - Saturday October 1st 2011!



Plant Swap



Prizes & Plants



RazzMajazz



Gift Bags



CONGRATS TO THIS YEARS WINNERS!
And a huge thanks to all our wonderful sponsors for the donated prizes.

- Green indicates prize donations
- Grey indicates Green Streets prizes

Alison at Birch & 10th/7th
Gift basket from *The Natural Gardener*

Beth & Karen at Cedar Cottage Greenway
\$30 to *West Van Florist Home and Garden*
+ *Watson's Karma Gloves*

Brenda at Kingsway & Prince Albert
\$50 to *Shaughnessy Restaurant* + *Bike Vancouver T-Shirt*

Bruce at Lamey's Mill Rd
\$50 to *Art Knapp Urban Garden Store*

Bruce at Willow & 26th
Small plant arrangement by *Art Knapp*

Damien at Yew & 10th
\$50 and a signed copy of *Shocking Beauty*
by *Thomas Hobbs* from *Southland Nursery*

David at Nelson & Chilco
1yr Subscription to *Gardens West Magazine* + *English Hand Trowel*

Diane at Vine & 10th
\$25 to *Lee Valley Tools*
+ *Pruners* + *Knee Pads*

Ellen at Blenheim & 26th
\$25 to *Lee Valley Tools*
+ *Book From Bud to Seed*

Florence at Ontario & 13th
Shovel + *Bike Vancouver T-Shirt* + *Watson's Karma Gloves*

Frances at Arbutus & 3rd
Outdoor water saver kit from *COV Water Conservation* + *Hand Trowel* + *Knee Pads*

Gerry at Blenheim & 36th
Fiskars 'Bucket Caddy' with full tool set

Helen at Napier & MacLean
\$25 to *Garden Works at Mandeville*
+ *Pruners*

Jason at Burrard Bridge
Haws Watering Jug + *Bike Vancouver T-Shirt*
+ *Watson's Karma Gloves*

John at Yew & 13th
\$25 to the *VanDusen Garden Shop*
+ *Pruners* + *Knee Pads*

Jonna at Carolina & 5th
2 passes to *VanDusen* + *Japanese Hand Tool* + *Book Gardening in the Pacific Northwest*

Additional Green Streets sponsors. Many thanks!

Marketplace Events: passes to BC Home + Garden Show

David Hunter Garden Center: Seeds packs for everyone!

VanDusen: Garden admission and membership offer

Ethical Bean and Whole Foods: refreshments and snacks

Judy at Cambie & 14th

*Outdoor water saver kit from COV Water Conservation
+ Book 100 Easy-To-Grow Native Plants for Canadian Gardens*

Julia at Discovery & 8th

*Herron Nest Sponsorship from Stanley Park Ecology Society
+ Book 100 Best Plants for the Coastal Garden*

Karen at St. George & 6th

Felco Pruners + Book Autumn Garden

Leanne at Fraser & 47th

\$30 to West Van Florist + Watson's Karma Gloves

Leslie & Hannah at Sophia & 23rd

\$150 Floral arrangement by Thomas Hobbs Florist

Lindsay at Semlin & 11th

Felco Pruners + Book Best Plant Picks: Your Month-by-Month Guide for a West Coast Garden

Marian at Vine & 8th/5th

Gift Basket from KJM Country Gardens

Mark & Jonathan at Main & Keefer

Set of 3 pots from Atlas Pots

Mike at Kamloops & North Grandview

4x Package of Ethical Bean Coffee

Niki at Birch & 8th

Small plant arrangement by Art Knapp

Ocea & Colin at Lakewood & 13th

Millennium Series Self-Watering Reservoir Planter from SyberTech Waste Reduction Inc.

Rick at Parker & Lakewood

Millennium Series Self-Watering Reservoir Planter from SyberTech Waste Reduction Inc.

Rina & Elaina at Yukon & 10th

\$30 to West Van Florist + Watson's Karma Gloves

Sharon at Wallace & 33rd

Urban Dames – consultation & 1 hr labour

Terri at Manitoba & 20th

\$25 to Lee Valley Tools + Book The Garden at Night

Tracey at Blenheim & 24th


\$30 to West Van Florist + Watson's Karma Gloves

Tupper Greenway Gardeners

Tour of the Green Roof at the Vancouver Central Library



Birch & 10th

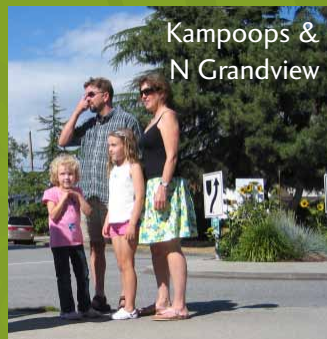


1300 E 6th

Camera, Action!

The greatest highlight of 2010 was working on the Green Streets short documentary. The initial inspiration for the project was to create something for Green Streets that would reflect and celebrate the program through the voice of the volunteers. It was a way to dive deeper into what motivates people to become street gardeners and what experiences evolve from this sort of community involvement. I also saw the project as a way for gardeners to further engage and connect with each other and that the film might become a source of mutual inspiration. The film also became an opportunity to let people outside of Green Streets and outside of Vancouver for that matter, see what the program is all about and why it is so valued here in our city.

Over the course of 3 very hot days, 22 Green Streets gardeners were interviewed as well as 3 Neighbourhood Greenways. Completely candid, you all shared some beautiful insights on street gardening and how the experience has impacted your individual lives and your surrounding communities. With an immense amount of footage, a 10 minute documentary was created. If you haven't seen it yet, be sure to check it out and share it with your friends and family. Thanks to everyone who helped make this possible!



Kamloops & N Grandview



Sophia & 15th

**WANT TO SHARE THE VIDEO WITH FRIENDS AND FAMILY?
SEND THEM TO VANCOUVER.CA/GREENSTREETS TO FIND
THE VIDEO ON OUR HOMEPAGE. YOU CAN ALSO VISIT THE
VIDEO GALLERY IN THE "MEDIA ROOM" AT VANCOUVER.CA**



Autumn in the Garden

The following feature has been extracted from three articles from the **Master Gardeners Association of BC** on their News & Tips webpage, which can be found at bcmastergardeners.org/news.

See Fall Jobs, Ready for Fall, and Winter To Do List

The Master Gardeners website is an excellent source of useful, relevant and local gardening advice and information.

There is still time to enjoy the garden but there is also a lot of work to do to get it ready for winter. Autumn in the garden can be as busy as spring. Some chores are easy and pleasant such as planting spring bulbs, cutting the last of the summer flowers or harvesting herbs. Other jobs can be hard work such as digging and dividing perennials or preparing new garden beds. One of the nice things about autumn cleanup jobs is the cooler weather which makes it easier for working and a good time for planting.

Before starting any cleanup work, take a walk around your garden and really look at it. Did it perform the way you wanted it to? Make notes about the best and the worst areas, what you liked and what you didn't like. Look at the condition of your perennials. Are they getting too big for the spot where they are? Are they getting hollow in the middle? Is there something new you'd like to try next year? Now is the time to think about some changes.

Don't be too tidy when cleaning up the garden. You don't want to cut everything to the ground because it means that the heart of the perennial is exposed to the freezing temperature which could kill it. Leave some of the seed heads on the rudbeckia or sedum, even the hosta flowers for the birds to enjoy. Clear out the annuals and any perennials that have soft mushy leaves as you don't want to provide any hiding for the bugs. Rake the leaves off the grass but mulch them for topdressing your flower beds instead of sending bags of leaves to the garbage.





Tough plants for your street garden for fall + winter interest

- Divide herbaceous perennials.
- Cut down faded herbaceous perennials and add to the compost heap.
- Lift and store dahlias and cannas that have been hit by the first frosts.
- In mild weather, weeds will still appear. Hoe regularly to keep them in check.
- Apply a layer of mulch to protect plants through the winter. City compost makes a great mulch.
- Fall is a great time to plant shrubs and trees. It is also the time to take hardwood cuttings of ornamental shrubs such as Cornus, Forsythia, Skimmia, Camellia, Ilex and Euonymus.
- Lightly prune roses and cut back tall stems to prevent wind-rock damage.
- Fall is an ideal time to plant roses.
- Now is the time to trim hedges before heavy frosts come.
- Collect fallen leaves and add them to the compost heap or separate to make into leafmould.
- Garden hygiene helps greatly in the prevention of disease carry-over from one year to the next. Remember to destroy (i.e. do not compost) any infected leaves. Diseases such as black spot on roses can be controlled in this way to some extent.
- When planting winter bedding, watch out for downy mildew and black spot on winter pansies. Remove any infected leaves and destroy badly affected plants. Do not plant pansies in the same place year-after-year to avoid disease build up.
- Don't deadhead or cut back plants that will continue to look good through winter such as ornamental grasses, seedheads on poppies and the cone-like centers of Rudbeckia flowers.

SHRUB

- *Lavandula angustifolia*
'Munstead'
Height: 0.3m - 0.4m
Full Sun
Evergreen
Drought Tolerant



SHRUB

- *Euonymus fortunei*
'Emerald 'n' Gold'
Height: 0.4m - 0.7m
Full Sun - Full Shade
Evergreen
Drought Tolerant



GRASS

- *Carex buchananii*
Height: 0.3m - 0.6m
Full Sun - Part Shade
Evergreen



GRASS

- *Liriope muscari*
Height: 0.2m - 0.4m
Full Sun - Full Shade
Evergreen
Drought Tolerant



PERENNIAL

- *Echinacea purpurea*
'Kim's Knee High'
Height: 0.45m - 0.6m
Full Sun - Part Shade
Drought Tolerant



PERENNIAL

- *Rudbeckia fulgida*
'Goldsturm'
Height: 0.6m - 0.75m
Full Sun - Part Shade



It's compost time...

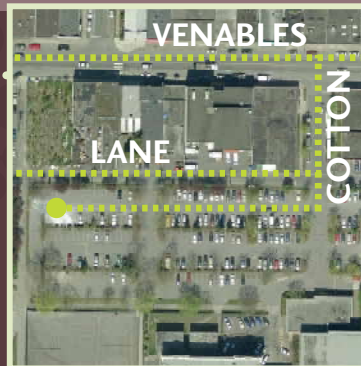
Starting Friday October 15th until it's gone.

Head over to your nearest Green Streets compost drop to pick up some free compost for your street garden. It's a great mulch to prepare your garden for the winter months ahead. Bring buckets and shovels to take away what you need.

Britannia Community Centre

1661 Napier Street

The compost is located at the north-west corner of the parking lot. Enter off the lane south of Venables Street at Cotton Drive.



Douglas Park Community Center

801 West 22nd Avenue

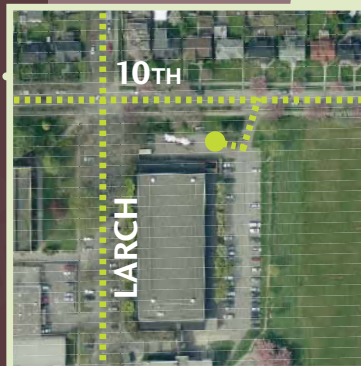
The compost is located behind the baseball backstop near the entrance to the community center at Willow Street and 22nd Avenue.



Kitsilano Community Centre

2690 Larch Street

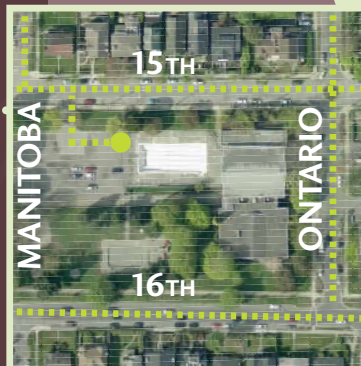
The compost is located next to the entrance to the community center off of 10th Avenue in the north-east end of the parking lot.



Old Mount Pleasant Community Centre

3161 Ontario Street

The compost is located in the north-east corner of the parking lot by the entrance off of 15th Avenue by Manitoba Street.



Why not start making compost in your own back yard?

It's the most sustainable way to manage your garden waste and nourish your soil by keeping everything local.

Green Streets gardeners can get a free compost bin to help get going. Just contact the Green Streets Coordinator to find out how to get your free bin.



Food Scraps

Stop Trashing Your Food.

Recycled Food Scraps Are An Excellent Source of Compost.

Submitted by the City of Vancouver's Food Scrap Program

People don't see garbage anymore when they look at glass, plastic and aluminum cans. But, for many of us the same distinction isn't as clear when looking at the pile of food scraps leftover from dinner preparations. Broccoli stalks, eggshells and coffee grinds may look like garbage, but these organic materials can all be turned into compost when recycled.

Many people are surprised to learn that household food waste accounts for up to 35% of the waste stream. All of this trashed food ends up in the landfill, rotting under heaps of non-compostable waste and taking up valuable space. Thankfully, there are other options available: including backyard composting and food scraps collection programs that keep food out of the landfill.

To help divert food scraps from the waste stream the City of Vancouver is now collecting uncooked fruits and vegetables, eggshells, teabags, coffee grounds and filters from residents with yard trimmings carts. This new recycling program makes composting these items as simple as it was to toss them into the garbage. All of the extra food scraps that get collected are used to make compost and nutrient rich topsoil. As avid gardeners already know, compost is useful for landscaping and to grow food or flowers in gardens, on farms and in greenhouses.

Recycling food scraps is an important part of making Vancouver the greenest city in the world by 2020. When we stop viewing our food as garbage we can turn it into a valuable resource: compost, which can be used to grow beautiful, healthy gardens.

For more information (including a list of food scraps recycling service providers for multi-unit buildings) visit vancouver.ca/foodwaste or call 3-1-1.

Clean Food Scraps Recycling In Three Easy Steps

1. Keep a container in your kitchen, near where you prepare food, to collect scraps. Select a container with a tight lid to keep fruit flies out and sprinkle on some baking soda to neutralize any odours.
2. Find a level and shaded area to store your cart and line the bottom with newspaper. Cover exposed food scraps with layers of yard trimmings to avoid attracting pests.
3. Always put your cart out on collection day, every second week, even if you only have a few food scraps.

Green Streets Plant Swap

Earlier this year, we had a great time at the Plant Swap at Tupper Greenway. Tons of people came out to swap plants, enjoy some great music by our friends RazzMajazz, and pick up some free compost. The Master Gardeners were busy answering questions and identifying plants. The whole event was a great success. Thanks to the volunteers at Tupper, especially the students in the Leadership and Sustainability class at Tupper secondary. They were an amazing help. There were lots of yummy snacks that everyone brought from home to share – I even made cookies, which doesn't happen too often. It was great to see people chatting about their gardens, getting to know each other and finding some great new plants to take home. I'm really looking forward to another great plant swap this spring and hope you can all join me in kicking off the 2011 gardening season!



Compost



Swapping Plants

Gardener Profile

Rocks: A story from Lynn Katey, Green Streets Gardener at Quebec & 10th



Rocks: Not the ones that “grow” over the winter months but chosen ones placed to frame my garden and hold in all that great topsoil. Placing them has been done over the years and they include many kinds and colours from many different places.

It all started with round speckled beach stones hauled up a steep slope from a beach on the Sunshine Coast. A neighbour’s wall demolition netted me strange shaped concrete chunks to which I added gold-speckled granite from the Whistler and Vernon Highways, rocks from Washington State and the Coquihalla Highway, black and white rocks from Texada Island and even black shiny slag from Grand Forks.

It has got so I really can’t go for a road trip without scouting for rocks and then negotiating for a load home from my aging car and tolerant husband.

I’ve had a few lovely gift rocks. One was rescued from the neighbourhood Baptist Church which is no more and another from a neighbour who wanted to donate one big one for a rockery. A few years ago a gentleman stopped his car and passed on 5 beautiful jade green stones with sparkle saying “you have to have something better than that concrete in your beautiful garden”!

My dream would be to have a space structured by large wonderful boulders but I think it’s best if I love what I have - quite a collection of stones that speak to me of their origins and add their own individual character to my quirky garden.

Upcoming Gardening Events

Ongoing: Sundays at 2pm

VanDusen Gardens **Guided Walking Tours**.

Thu Nov 4 at 7pm

Starting from Seed: the Basics of Native Plant Seeds with propagation expert Patrick Wilson in the Cedar Room at VanDusen Free. Info: Dawn at 604-837-5069 or dawnhanna@telus.net

Thu Nov 11 at 7.30pm

Cedar Series Lectures: Poppies and Plant Hunting on the Roof of the World with Bill Terry. Enjoy botanical stories from a 2700km plant-hunting trip through Sichuan and Tibet. Floral Hall at VanDusen. Tickets \$10/\$15.

Wed & Thu Nov 17 & 18

Members’ Only Christmas Sale at VanDusen Garden Shop. Receive 25% off all purchases (except books and magazines).

Sun Nov 21 from 10.30 to noon or 1.30 to 3.00

HSBC VanDusen Family Program: Biodiversity is the Best! For families with children ages 5 to 10. \$15/\$25 (includes garden admission). Pre-registration required. Call 604.718.5898.

Nov 24 to early Dec (or until sold out) 10am to 4.30pm daily

Holiday Wreath Sale at the Plant Centre in the UBC Shop in the Garden. Fresh Christmas wreaths with unusual, colourful and exotic material collected from the Botanical Garden. \$35 to \$80. Info: call 604.822.4529.

Thu Dec 2 at 7pm

Ranunculaceae: The pretty and the poisonous; the weedy and the wonderful with Daniel Mosquin in the Cedar Room at VanDusen Gardens. Emphasis on plants native to BC. Free. Info: Dawn 604.837.5069 or dawnhanna@telus.net

Thu Dec 9 at 7.30pm

Cedar Series Lecture: In the remote reaches of BC’s Coast Range mountains, Chris Czajkowski operates the Nuk Tessli Alpine Experience and will regale stories of life in the mountains where very little can be grown, almost nothing can be harvested from the wild, and the nearest supermarket is hundreds of kilometres away. Floral Hall at VanDusen. Tickets \$10/\$15.

Sat & Sun Dec 11 & 12

Holiday Wreath & Centrepiece Sale: VanDusen Entrance Pavilion

Dec 10 through to Jan 2 from 4.30pm to 9.00pm

Festival of Lights at VanDusen Gardens: A magical experience of 1.4 million twinkling lights. 604.684.2787 or www.ticketstonight.ca.

Mar 2 to 6 2011

BC Home + Garden Show at the Vancouver Convention Center. Free for Green Streets gardeners!

Apr 2011 in the afternoon

Green Streets Plant Swap at Tupper Neighbourhood Greenway. Just as much fun as last year! See you all there.