

**From:** "Mochrie, Paul" <Paul.Mochrie@vancouver.ca>

**To:** "Direct to Mayor and Council - DL" <CCDTMACDL@vancouver.ca>

**Date:** 8/4/2017 4:40:59 PM

**Subject:** Memo to Mayor & Council - City of Vancouver 2016 Census Families Household Marital Status Language Data Release

**Attachments:** Memo to Mayor Council - City of Vancouver 2016 Census Families Household Marital Status Language Data Release.pdf

Dear Mayor and Council,

Please see the attached memo from Randy Pecarski, Deputy Director of Planning, Urban Design, and Sustainability, on behalf of Gil Kelley on the City of Vancouver 2016 Census families household marital status language data release. A short Summary of the memo is as follows:

- In the City of Vancouver one-person households remains the largest household type at 38.3%, this trend is mirrored across the country with more Canadians living alone. Seniors (aged 65 and over) living alone has increased 23.6% from 2011 to 2016.
- The proportion of households with children (couples and lone-parent families) decreased from 33.5% to 31.6% (2011 to 2016), but the number of households increased slightly from 88,525 to 89,585 households. The City of Vancouver has a lower proportion of family households with children compared to the rest of Metro Vancouver where 48.7% of households had families with children.
- A little less than half of the city's population has a mother tongue other than English or French (45.4%, 274,210 persons). Chinese continues to be the most common mother tongue after English at 22.1%.

If you have any questions or require further information you can contact Randy Pecarski at 604.873.7810 or [randy.pecarski@vancouver.ca](mailto:randy.pecarski@vancouver.ca) or Chris Robertson, Acting Assistant Director for City-Wide & Regional Planning, at 604-873-7684 or [chris.robertson@vancouver.ca](mailto:chris.robertson@vancouver.ca).

Best,  
Paul

**Paul Mochrie** | Deputy City Manager  
City of Vancouver | 453 W 12<sup>th</sup> Avenue  
Vancouver | BC V5Y 1V4  
604.873.7666 | [paul.mochrie@vancouver.ca](mailto:paul.mochrie@vancouver.ca)



**CONFIDENTIALITY NOTICE:** This message and any accompanying documents contain confidential information intended for a specific individual and purpose. This message is private and protected by law. If you are not the intended recipient, you are hereby notified that any disclosure, copying or distribution, or the taking of any action based on the contents of this information, is strictly prohibited.



VanRIMS No.: 01-9000-20

## MEMORANDUM

August 4, 2017

**TO:** Mayor and Council

**CC:** Sadhu Johnston, City Manager  
Paul Mochrie, Deputy City Manager  
Janice MacKenzie, City Clerk  
Lynda Graves, Manager, Administration Services, City Manager's Office  
Rena Kendall-Craden, Director, Communications  
Kevin Quinlan, Chief of Staff, Mayor's Office  
Katie Robb, Director, Communications, Mayor's Office  
Naveen Girn, Director, Community Relations, Mayor's Office  
Gil Kelley, General Manager, Planning, Urban Design & Sustainability  
Chris Robertson, Acting Assistant Director, City-Wide & Regional Planning  
Ingrid Hwang, Planner, City-wide & Regional Planning, PDS

**FROM:** Randy Pecarski, Deputy Director of Planning, Planning, Urban Design & Sustainability

**SUBJECT:** City of Vancouver 2016 Census - Families, Households, Marital Status and Language Data Release

Dear Mayor and Council,

Below are highlights of the 2016 Census Families, Households, Marital Status and Languages Data released August 2, 2017.

### Households

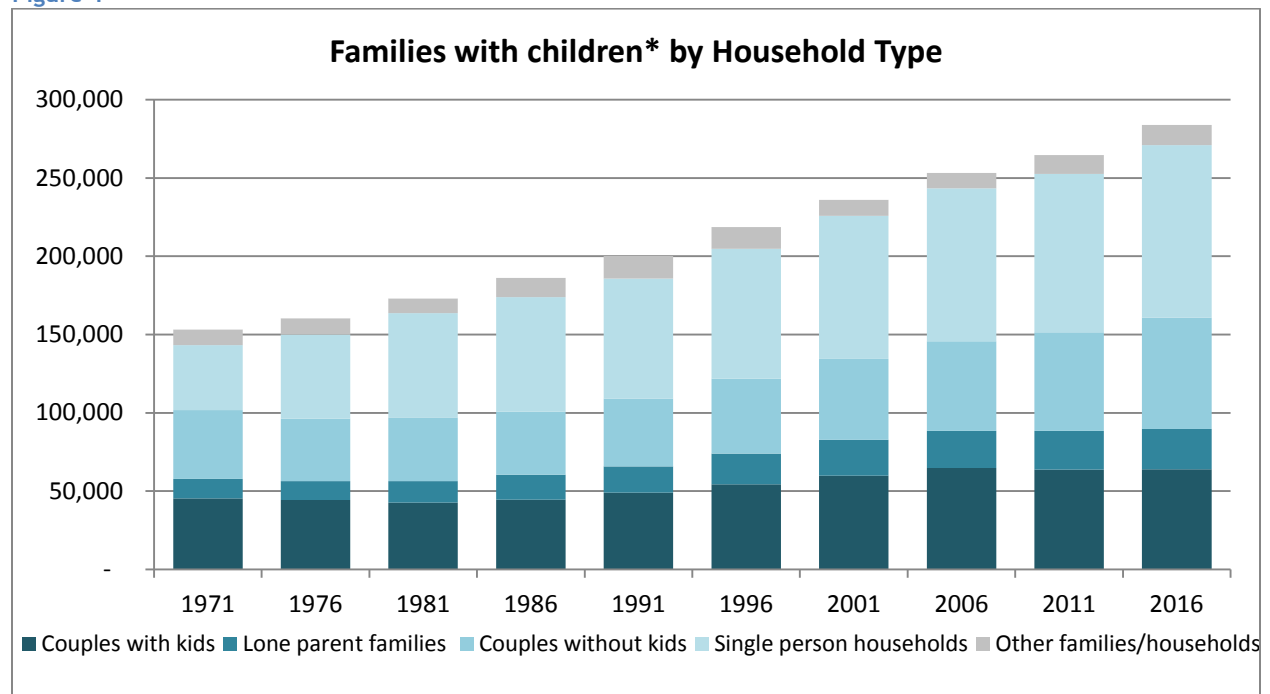
Across the country, more Canadians are living alone. In the City of Vancouver, one-person households increased marginally from 38.3% (101,205 households) in 2011 to 38.8% (110,025 households) in 2017. One-person households accounted for the largest household type category. Overall, the average household size remained the same with 2.2 persons per private household.

### Families and couples

From 2011 to 2016, the proportion of households with children (couples and lone-parent families) decreased from 33.5% to 31.6%, but the number of households increased slightly from 88,525 to 89,585 households. The proportion of couples without children, family households, continues to increase with 25.1% (71,270 households) in 2016 from 23.7% (62,815 households) in 2011.

The average census family size in 2016 was 2.7 compared to 2.8 in 2011. Census families are defined as married couples with or without children and lone parent families, living in the same household. Figure 1 below shows the distribution of households by type between 1971 and 2016.

Figure 1



Source: Statistics Canada Census, 1971-2016

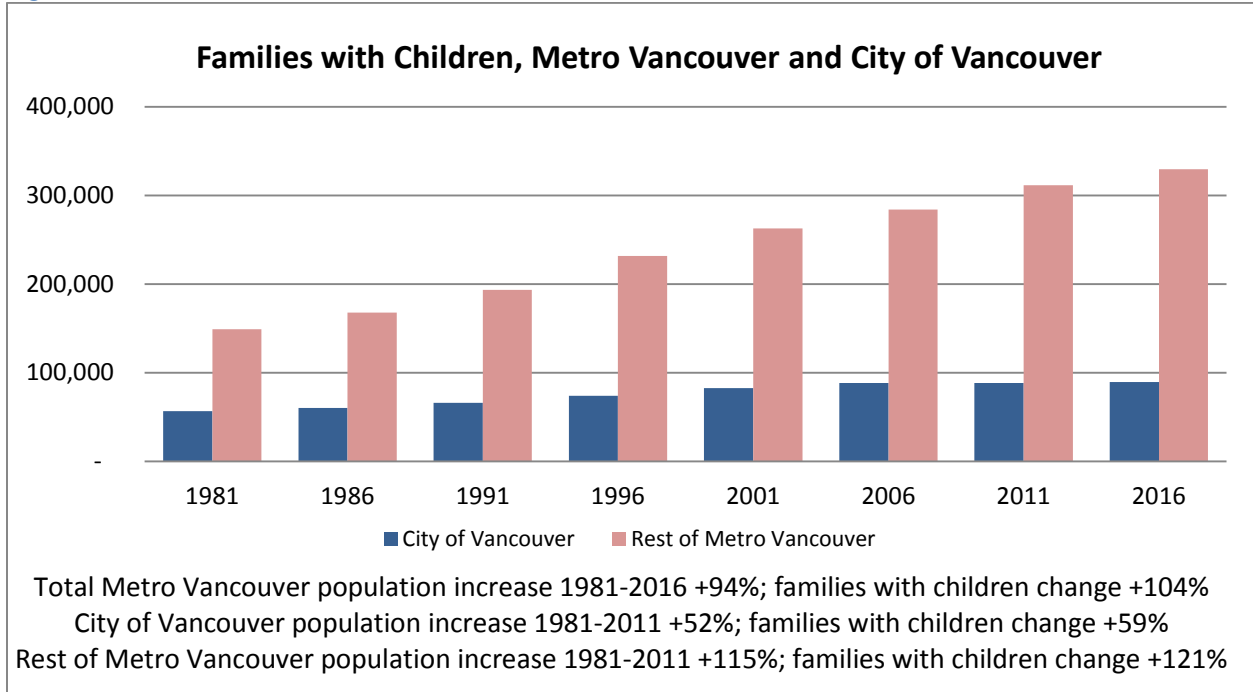
\*Note: Children may be children by birth, marriage, common-law union or adoption regardless of their age or marital status as long as they live in the dwelling and do not have their own spouse, partner or child living in the dwelling.

In the city, about a quarter of young adults aged 20-34 live at home with their parents or grandparents (23.9%, 40,200 young adults) in 2016. This is an increase of 325 young adults but a slight decrease in proportion from 2011 (25.6%, 39,875 young adults). On the other side of the age spectrum, seniors (aged 65 and over) living alone, increased from 21,570 seniors in 2011 to 26,670 seniors in 2016 (23.6% increase).

In comparison to the rest of the Metro Vancouver region, the City of Vancouver has a lower proportion of family households with children. In 2016, 48.7% of households (329,490) in the rest of Metro Vancouver had families with children, down slightly from 49.7% of households (311,495) in 2011 (see Figure 2).

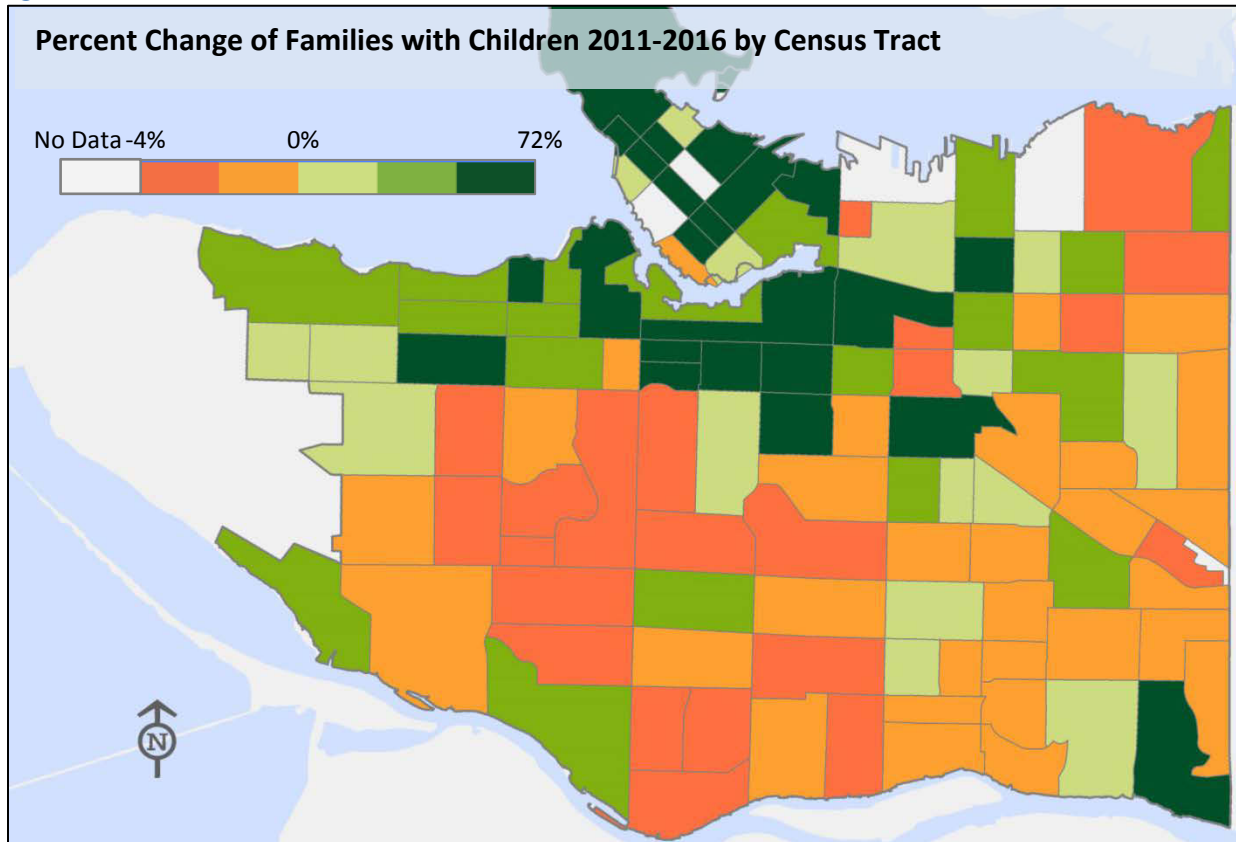
Figure 3 illustrates the percentage change in families with children by census tract from 2011 to 2016. Downtown and inner city neighbourhoods saw an increase in families with children while the losses of families with children were spread across the remainder of the city.

Figure 2



Source: Statistics Canada Census, 1981-2016

Figure 3



Source: Statistics Canada Census, 2011-2016

### Marital status

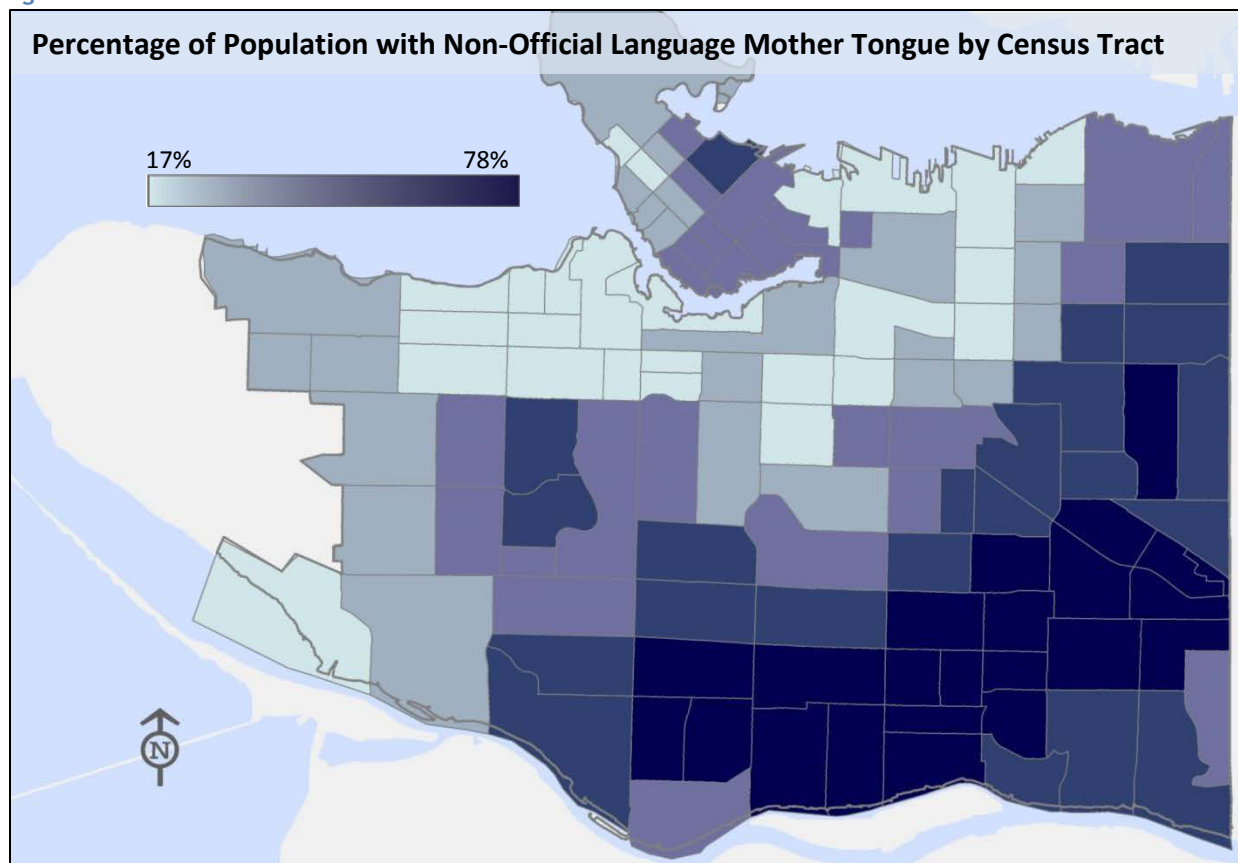
By marital status, the number of adults in common-law relationships saw the greatest change in the City of Vancouver with an increase of 22.2% (57,785 in 2016 from 47,290 in 2011). The 2016 Census reported new information on same-sex relationships. In Metro Vancouver the proportion of same-sex relationships (married or common-law) remained the same as 2011 at 0.7%. Across Canada, Metro Vancouver has the third highest number of same-sex couples living in the region at 10.3%; this follows Toronto at 21.2% and Montreal at 18.8%. This data is not available at the municipal level.

### Languages

A little less than half of the city's population (45.4%, 274,210 persons) has a mother tongue that is not one of the official languages of English or French. Chinese continues to be the most common mother tongue after English at 22.1% (133,810 persons). This is followed by Tagalog (3.22%, 19,435), Punjabi (2.22%, 13,385), and Vietnamese (1.76%, 10,620).

Figure 4 illustrates the distribution of the population with a mother tongue other than English or French. As shown on the map, there is a larger portion of the population with a mother tongue other than an official language that reside in the southeastern part of the city.

Figure 4



Source: Statistics Canada Census, 2016

English continues to be the most common language spoken at home in the City of Vancouver with 71.6% (417,460 people), this is similar to Metro Vancouver which has 72.0% of its population speaking English at home.

The table below is a summary of the remaining 2016 Census Program release dates.

Release date	Release topic
8-Feb-17	Population and dwelling counts
3-May-17	Age and sex
	Type of dwelling
10-May-17	Census of Agriculture
2-Aug-17	Families, households and marital status
	Language
13-Sep-17	Income
25-Oct-17	Immigration and ethno-cultural diversity
	Housing
	Aboriginal peoples
29-Nov-17	Education
	Labour
	Journey to work
	Language of work
	Mobility and migration

If you have any questions or require further information you can contact me or Chris Robertson, Acting Assistant Director for City-Wide & Regional Planning, at 604-873-7684 or [chris.robertson@vancouver.ca](mailto:chris.robertson@vancouver.ca).

Regards,



Randy Pecarski, RPP MCIP  
Deputy Director of Planning  
Planning, Urban Design & Sustainability

(T) 604.873.7810

(E) [randy.pecarski@vancouver.ca](mailto:randy.pecarski@vancouver.ca)