



## **CITY OF VANCOUVER**

**INCLUDING BOARDS AND COMMISSIONS**

**BRITISH COLUMBIA**

# **STATEMENT OF FINANCIAL INFORMATION**

**DECEMBER 31, 2006**

- **FINANCIAL STATEMENTS**
- **SCHEDULE OF DEBTS**
- **SCHEDULE OF GUARANTEE AND INDEMNITY AGREEMENTS**
- **SCHEDULE OF REMUNERATION AND EXPENSES**
- **SCHEDULE OF SUPPLIERS FOR GOODS AND SERVICES**

**Published pursuant to the Financial Information Regulations under the  
Financial Information Act of British Columbia**



**CITY OF VANCOUVER**

**STATEMENT OF FINANCIAL INFORMATION APPROVAL**

The undersigned, as authorized by the Financial Information Regulation, Schedule 1, subsection 9(2), approves all the statements and schedules included in this Statement of Financial Information, produced under the *Financial Information Act*.

A handwritten signature in blue ink that reads "Estelle Lo". The signature is written in a cursive style with a horizontal line above the "E".

Estelle Lo  
Director of Finance  
April 30, 2007

## CITY OF VANCOUVER

### DIRECTOR OF FINANCE REPORT

The Financial Statements contained in this Statement of Financial Information under the Financial Information Act have been prepared by management in accordance with generally accepted accounting principles, and the integrity and objectivity of these statements are management's responsibility. Management is also responsible for all the statements and schedules, and for ensuring that this information is consistent, where appropriate, with the information contained in the financial statements.

Management is responsible for implementing and maintaining a system of internal controls to provide reasonable assurance that reliable financial information is produced.

The City's Internal Audit Division has the responsibility for assessing the internal control environment of the City and making observations and recommendations on the effectiveness of management systems and processes. The Internal Audit Division reports to the Internal Audit Management Committee.

The External Auditors, KPMG LLP, conduct an independent examination, in accordance with generally accepted auditing standards, and express their opinion on the financial statements. Their examination does not relate to the other schedules and statements required by the Act. Their examination includes a review and evaluation of the City's system of internal control and appropriate tests and procedures to provide reasonable assurance that the financial statements are presented fairly. The External Auditors present their audit findings to the City's City Services & Budget Standing Committee.

On behalf of the City of Vancouver,



Estelle Lo  
Director of Finance  
April 30, 2007

## TABLE OF CONTENTS

<b>CONSOLIDATED FINANCIAL STATEMENTS</b> .....	TAB 1
<b>SCHEDULES OF DEBTS AND GUARANTEE AND INDEMNITY AGREEMENTS</b>	
General .....	1
Local Improvement .....	3
Schedule of Guarantee and Indemnity Agreements .....	4
<b>SCHEDULE OF REMUNERATION AND EXPENSES</b>	
Mayor and Councillors .....	6
Vancouver Board of Parks and Recreation Commissioners .....	7
Vancouver Police Board Members .....	8
Employees .....	9
Severance Agreements .....	25
<b>PAYMENTS TO SUPPLIERS OF GOODS AND SERVICES</b>	
General .....	28
Vancouver Board of Parks and Recreation – Imprest Payments .....	38
Vancouver Public Library - Books and Materials .....	39
Grants	
Cultural .....	42
Community Services .....	44
Childcare .....	45
Other .....	46



*CITY OF VANCOUVER*

*BRITISH COLUMBIA*

ANNUAL FINANCIAL REPORT

2006





## TABLE OF CONTENTS

---

Mayor and Council .....	1
Officials .....	2
Boards .....	3
Financial Statements	
Report of the Director of Finance .....	4
Auditors' Report .....	9
Consolidated Statement of Financial Position .....	10
Consolidated Statement of Financial Activities .....	11
Consolidated Statement of Cash Flows .....	12
Notes to Consolidated Financial Statements .....	13
Auditors' Report .....	22
Schedules of Financial Activities	
Revenue Fund .....	23
Capital Fund .....	24
Capital Financing Fund .....	25
Sinking Fund .....	26
Property Endowment Fund .....	27
Utilities .....	28



Vancouver City Council




Mayor Sam Sullivan



Suzanne Anton



Elizabeth Ball



David Cadman



Kim Capri



George Chow



Heather Deal



Peter Ladner



B.C. Lee



Raymond Louie



Tim Stevenson

---

**OFFICIALS**

---

**Corporate Management Team**

City Manager	J. Rogers, M.P.A.
Deputy City Manager	B. MacGregor, P. Eng.
Chief Constable	J. Graham
Director of Legal Services	F. Connell, LL.B
City Librarian	P. Whitney, M.L.S.
General Manager of Community Services	J. Forbes-Roberts, B.A. Honours, B.Arch.
General Manager of Corporate Services	E. Lo, B. Comm, M.B.A., C.M.A.
General Manager of Engineering Services	T. Timm, P. Eng.
General Manager of Fire and Rescue Services	R. Holdgate
General Manager of Human Resource Services	M. Zora, B.Comm.
General Manager of Parks and Recreation	S.J. Mundick, B.R.I.S., R.D.M.R.
General Manager of Olympic Operations	D. Rudberg, P.Eng.

**Financial Services**

Director of Finance	E. Lo, B. Comm, M.B.A., C.M.A.
Director of Financial Services (Acting)	E. Lee, B. Comm, C.A.
Director of Financial Planning and Treasury	K.B. Bayne, B.A., M.Sc. (Bus.)
Manager of Accounting Services (Acting)	N. Lok, B. Comm, C.G.A.
Director of Budget Services	A. Klein, B.Comm, M.B.A.

**City Clerk**

S. Baxter, B.A.

---

City Auditor  
KPMG LLP, Chartered Accountants

---

Banker  
Bank of Montreal

---

Agents - Worldwide  
RBC Dominion Securities Inc.  
CIBC World Markets Inc.

---

Fiscal Agent for Certain Functions  
Relating to Eurobond Issues  
Royal Bank of Canada, London

Relating to Book Entry Only Issues  
Canadian Depository for Securities Ltd.

---

---

## BOARDS

---

### **Vancouver Public Library Board**

City Librarian – P. Whitney  
J. Andersen – Chair  
J. Buckberrough – Vice-Chair  
C. George – Vice-Chair  
C. Hansen, School Board Representative  
H. Holden, Parks and Recreation Representative  
Councillor E. Ball – Council Liaison  
A. Cowan                      L. Kuehn  
S. Daub                        E. Soorany  
M. Feder                      T. Tao  
E. Kazemi

---

### **Vancouver Police Board**

Chief Constable – J. Graham  
Mayor S. Sullivan – Chair  
J. Adams                      P. Marfleet  
T. La Liberté                D. Parker  
M. McNeil                    G. Wong

---

### **Vancouver Civic Theatres Board**

Director – R. Ackerman  
Directors Emeritus – N. Young  
B. McLean – Chair  
C. Davies – Vice-Chair  
Councillor R. Louie – Council Liaison  
C. Doylend                    W. Soobis  
L. Kennedy                   P. Yeung  
B. Noon

---

### **Board of Parks and Recreation**

General Manager – S. Mundick  
I. Robertson – Chair  
K. Houghton – Vice-Chair  
H. Holden                    L. Woodcock  
A. De Genova               M. Zlotnik  
S. Herbert

---

### **Board of School Trustees for School District No. 39 (Vancouver)**

Superintendent of Schools – C. Kelly  
Secretary-Treasurer – B. Ng  
K. Denike – Chair  
C. Gibson – Vice-Chair  
A. Blakey                    D. Lee  
E. Gregory                   A. Wong  
S. Gregson                   S. Wong  
C. Hansen

**Mayor S. Sullivan and  
Members of Council**

It is my pleasure to submit the Consolidated Financial Statements for the City of Vancouver for the year ended December 31, 2006. These financial statements include the financial position and results of operations of the City including its boards and City-owned/controlled corporations.

**2006 Financial Highlights**

The City continued to maintain a strong financial position in 2006:

- Total assets increased to approximately \$10.0 billion, an increase of \$841.3 million (9.2%) with the major component being Capital Assets which amounted to \$9.1 billion.
- The cash position of the City, including temporary investments, amounted to \$702.3 million compared to \$791.5 million at the end of 2005. The decrease of \$89.2 million (11.2%) was mainly due to repayment of sinking fund debentures of \$100.0 million.
- Through tight fiscal control, the City was able to manage expenditures within the Operating Budget envelope ending the year with an excess of revenues over expenditures of \$1.8 million.
- Expenditures on capital works totaled \$169.3 million, compared to \$156.6 million in 2005, an 8.1% increase due to major project construction including #1 Kingsway civic complex, civic theatres renovations, 2<sup>nd</sup> Avenue Canada Line station and upgrades to Mountain View Cemetery.
- Total debt outstanding at December 31, 2006 was \$505.9 million (2005 - \$645.1 million), of which \$428.6 million was held externally; the balance of \$77.3 million was held by the Sinking Fund. Of this internally held debt, \$16.2 million is to be recovered from individual property owners through local improvement charges.
- Reserves set aside for specific purposes increased during 2006 by \$44.3 million to \$339.1 million. There were major increases in the reserves for Community Amenities of \$13.0 million, Plant and Equipment of \$7.3 million, Future Revenue Fund Budgets of \$13.5 million and Solid Waste Capital of \$5.1 million.
- \$2.0 million was set aside from operating surplus to establish a reserve for Stanley Park restoration.
- Funding of \$4.3 million was provided for future payroll benefit obligations. To date, total funding of \$21.5 million has been provided in reserves to meet increased employment related payments due to anticipated retirement of long term staff over the next 5 to 10 years.
- Solid waste landfill closure and post-closure costs increased by \$3.0 million in 2006 bringing the total liability to \$25.0 million (2005 - \$22.0 million). The Solid Waste Capital Reserve balance at December 31, 2006 amounted to \$67.7 million (2005 - \$62.6 million).
- Consolidated fund balance decreased by \$102.4 million reflecting the net result of revenues exceeding expenditures of \$4.8 million, debt repayment of \$139.1 million and transfers from reserves of \$31.0 million.

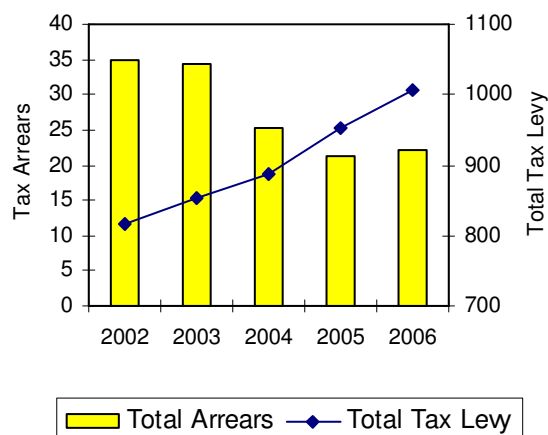
**Property Tax Receivable**

Property tax collection remained strong. As the chart shows, over the last five years, although tax levies have increased, the total tax arrears have declined from over \$35.1 million in 2002 to \$22.2 million in 2006. Tax arrears as a percentage of taxes levied for 2006 was 2.21% (2005 – 2.23%).

The collection of 2006 property taxes, including those amounts raised for other taxing authorities, amounted to \$994.6 million, or 98.6% of the total 2006 property taxes levied. During the year, the City also collected \$15.0 million (70.4%) of the \$21.3 million property tax in arrears at the beginning of 2006.

At year end, tax prepayments were \$35.6 million compared to \$31.6 million at the end of 2005, an increase of 12.7%.

**Tax Levy and Arrears (\$Millions)**

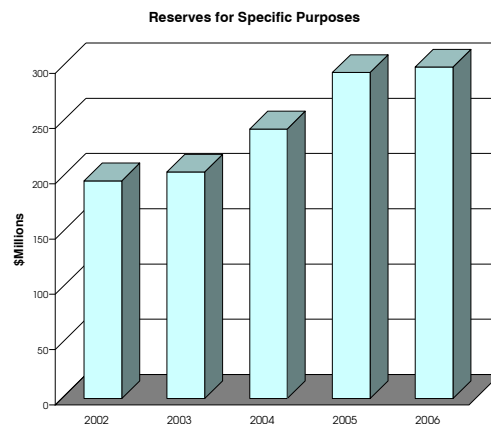


## REPORT OF THE DIRECTOR OF FINANCE

### Reserves

Under legislative or Council authority, the City has established a number of specific purpose reserves. At the end of 2006, these reserves totalled \$339.1 million, up \$44.3 million over 2005 or a 15.0% increase. The most significant changes were:

- The City received Community Amenity contributions from developers of \$13.0 million bringing the total reserve to \$44.1 million.
- The Solid Waste Capital Reserve increased by \$5.1 million to \$67.7 million as a result of net income from solid waste operations of \$3.4 million and interest of \$2.6 million less expenditure of \$1.2 million for automated garbage implementation. This reserve is being accumulated to fund closure and post-closure costs at the City's landfill.
- The Plant and Equipment Reserve which funds the long term equipment replacement plan increased by \$7.3 million to \$34.8 million. The reserve is funded by internal equipment charges provided in the Operating and Capital Budgets. The 2006 transfer to the reserve totalled \$18.7 million. Actual expenditures drawn on the reserve were \$11.3 million.
- A contribution of \$5.0 million from the Province of B.C. to assist in the review and development of a Cultural Precinct along Georgia Street.
- The \$4.2 million decrease in the Affordable Housing Reserves was due to the transfer of the Neighbourhood Demonstration Fund of \$3.5 million to unrestricted fund balance. Expenditures included capital grants to a number of non-market housing projects.
- The Olympic Village Trust Reserve earned interest of \$1.9 million bringing the year end balance to \$30.4 million.
- A reserve for Stanley Park restoration was established with a \$2 million contribution from 2006 operating surplus.
- Future Revenue Fund Budgets Reserve increased by \$13.5 million to provide funding for future payroll benefit obligations of \$4.3 million, potential tax appeals of \$4.7 million, EComm systems replacement of \$2.8 million, \$0.6 million for the next municipal election and \$0.6 million for future debt charges.
- Water and Sewer Rate Stabilization Reserves decreased by \$2.2 million as both utility operations expenditures exceeded revenues due to increased debt charges and cost of water purchases.
- The Parking Sites Reserve decreased by \$2.6 million to \$1 million due to 2 major additions (Chinatown Plaza and Yaletown Parkade), and the final costs for the Gastown Parkade offset by contributions for payment in lieu of parking.



### Revenue Fund

The Revenue Fund accounts for the general operations for the City. Spending authority and control for the fund are provided by Council through the annual Operating Budget.

Revenues for the year totalled \$897.5 million and expenditures, debt repayments and transfers amounted to \$895.7 million, resulting in a net income \$1.8 million. The total fund balance of the Revenue Fund currently stands at \$12.3 million, compared to \$10.4 million in 2005.

Total operating revenues increased by \$47.3 million from 2005 mainly due to:

- An increase in net taxation revenue of \$25.2 million or 5.2% from \$482.3 million to \$507.5 million. City Council approved a 4.04% increase in the property tax levy in 2006 that generated \$23.0 million in tax revenues (including new construction).
- An increase in water utility user fees of \$1.6 million (2.4%) was due to a 7.5% Council approved rate increase to reflect rising regional water costs, partially offset by lower metered water consumption in the year.
- An increase in solid waste utility user fees of \$4.2 million (10.8%) due mainly to the higher volume of soil deposit material (from the Canada Line construction) and general waste tonnage received at the transfer station and landfill site.

## REPORT OF THE DIRECTOR OF FINANCE

---

- A decrease in sewer utility user fees of \$0.9 million (2.7%) mainly related to lower metered consumption.
- An increase in Provincial revenue sharing grants and contributions of \$1.0 million mainly attributable to additional gaming revenue from the Edgewater Casino which had its first full year of operations in 2006.
- An increase in other fees, rates and cost recoveries of \$11.4 million due primarily to a combination of:
  - increased revenues of \$1.2 million from the on-street parking program due to additional meters and rate increases
  - the introduction of the enhanced tax and utility billing and collection system which improved the tracking and collection of bylaw fines by \$1.3 million
  - increased revenue of \$3.7 million from building permits, development and inspection fees due to the high level of construction activity
  - an increase in Secondment Recoveries of \$1.9 million due to a higher number of police officers being assigned to other agencies
  - additional recovery from the Provincial Government of \$1.1 million due to the resumption of the Jail Operations by the Vancouver Police Department and
  - higher revenue of \$3.0 million from Park Board's operations due to the reopening of the Killarney Pool in 2006, greater revenue obtained from the various Park's facilities due to better weather enjoyed during the year and higher donations received from the public.
- An increase in investment income of \$4.8 million due to higher cash balances and higher interest rates.

Total operating expenditures amounted to \$761.3 million, an increase of \$32.6 million. This increase was primarily related to the wage and fringe benefit adjustments for employees which added approximately \$11.6 million to the 2006 expenditures.

Other major areas of change in expenditures are:

- The main increases for 2006 Police expenditures were \$3.7 million in salary and benefits associated with the additional police officers and civilian positions approved by Council for 2005 and 2006. Other increases include the resumption of the jail function by the Vancouver Police department of \$2.2 million, additional expenditures in the Criminal Investigation Fund of \$1.6 million due to the high number of high profile cases in 2006, higher fleet costs of \$0.9 million, and an increase in overtime costs of \$0.8 million, due primarily to overtime related to seconded officers (\$0.3 million) and higher statutory holiday costs (\$0.5 million). This was partially offset by lower legal fees of \$0.5 million.
- An increase of \$2.3 million in the cost of water charged by the Greater Vancouver Water District which increased rates by 7.5%.
- An increase of \$3.3 million in solid waste costs due to a higher amount of waste tonnage processed through the landfill resulting in higher disposal costs.
- A net increase of \$2.6 million for community services and planning projects such as the Homeless Action Plan, Animal Control Strategic Plan and Community Visions.
- An increase in Recreation and Parks costs of \$5.0 million due to \$1.4 million from the reopening of the Killarney Pool, \$0.8 million due to costs of new park facilities, \$0.4 million in additional debt interest and \$0.4 million for work on street trees due to late wind and snow storms in 2006.
- A \$0.7 million increase to Community and Cultural Services was primarily due to the annualized impact of extended library operating hours approved by Council in 2005 (\$0.5 million) and new library programs funded by donations and grants (\$0.2 million).
- Lower election costs in 2006 as a provision of \$0.5 million was made for the next election in 2008, compared to \$1.3 million cost of the 2005 election.

### **Capital Fund**

The Capital Fund accounts for the City's capital expenditures and programs supporting civic infrastructure as well as the related financing. It also holds all properties required for civic use and the related long term debt. Spending authority and control are provided through the annual Capital Budget which in turn is guided by the Three Year Capital Plan approved by Council.

The Capital Fund balance decreased by \$77.0 million from 2005 resulting in a negative fund balance of \$25.0 million (2005 – fund balance \$52.0 million). The change is mainly due to:

- \$67.2 million in revenue including \$16.5 million from the Province of British Columbia for various projects including \$5.0 million for the downtown Cultural Precinct, \$18.8 million in community amenity contributions and development cost levies from developers, \$10.9 million in water and sewer connection fees and \$7.8 million from the sale of the Woodward's site.



## REPORT OF THE DIRECTOR OF FINANCE

---

- \$24.6 million net transfers from reserves and other funds, the most significant being the \$23.7 million transfer from Revenue Fund Operating Budget to fund capital projects.
- \$169.3 million capital expenditures which included:

	\$ Million
• Streets, traffic and safety	29.8
Traffic calming plans, streetlights, signals, sidewalks, Burrard Street Bridge seismic upgrade	
• Main sewer construction and sewer abatement projects	31.0
Cambie & Heather, Upper Canoe Creek and Fraser basin	
• Water works distribution system	20.9
• Vehicle and equipment purchases	12.8
• Parks, community centres, playing fields, ice rinks	24.9
Sunset Community Centre replacement, contribution to Vancouver Aquarium Discovery Centre, Queen Elizabeth reservoir	
• Construction and capital maintenance of City buildings and systems	18.1
Civic Theatres upgrades, #1 Kingsway, Mountain View Cemetery	
• Technology infrastructure	6.6
Tax and utility billing and collection system, software and hardware upgrades	
• Automated garbage containers	6.6
• Daycare, social housing and community services facilities	2.8
Neighbourhood houses	

In November 2005, the electorate approved borrowing authority of \$170.6 million to finance the maintenance and replacement of existing and construction of new streets, parks and facilities infrastructure as part of the 2006-2008 Capital Plan. Council has also indicated it will approve an additional \$129.3 million in borrowing authority for sewer and water capital expenditures to complete that plan. At year end, Council had allocated \$44.8 million of general plebiscite borrowing authority and \$43.1 million of sewer and water borrowing authority in the Capital Budget, however, none of this borrowing authority had been exercised by issuance of debentures. These new borrowing authorities are in addition to approximately \$19.5 million of general borrowing authority remaining from the 2003-2005 Capital Plan.

### **Capital Financing Fund**

The Capital Financing Fund (CFF) provides funds for the internal financing of capital projects and at year end the total amount advanced to the Capital Fund was \$64.1 million. The interim financing will be repaid with interest from future operating savings or additional fees and service charges without impacting on the existing property taxation levels provided in the Operating Budget.

The CFF holds the City's Solid Waste Capital Reserve which accumulates funds to meet closure and post closure costs at the City's landfill site. At year end, the balance of the reserve was \$67.7 million. The present liability is calculated based on the ratio of utilization to the total capacity of the landfill site and the discounted value of future estimated cash flows associated with closure and post-closure activities. At year end, the liability amounted to \$25.0 million, with the remaining capacity of 18.4 million tonnes (55.8% of total capacity) to be utilized by 2042.

### **Sinking Fund**

The Sinking Fund holds the accumulation of annual principal instalments collected through tax levies, together with interest earned to provide for the retirement of principal at maturity. As at December 31, 2006, the Sinking Fund reserve for debt retirement was \$132.9 million.

The Sinking Fund held \$77.2 million of City of Vancouver debentures at year end as investments. \$40.3 million of the reserve for debt retirement relates to internally held debt, with the remaining \$92.6 million reserve set aside for externally held debt.

***Property Endowment Fund***

The Property Endowment Fund (PEF) accounts for real estate properties not required for civic purposes including non-market housing sites, other residential and commercial properties and parking garages. These properties are generally managed on a commercial basis generating income to benefit current and future citizens.

The PEF had a negative fund balance at year end of \$8.9 million, a decrease of \$44.4 million from 2005 due mainly to significant capital expenditures. Net revenues from parking and property lease and rentals amounted to \$14.1 million.

In 2006, PEF capital expenditures amounted to \$59.6 million compared to \$64.8 million in 2005. Of this amount, \$29.0 million was spent on the preparation of the Southeast False Creek redevelopment project including soil remediation, utility installation and road construction. \$19.1 million was spent to acquire 2 parkades (Chinatown \$11.0 million and Yaletown \$4.2 million) and \$3.9 million to complete the Gastown parkade improvements. Two properties for non-market housing were purchased for \$4.1 million and a further \$5.1 million was spent on the construction of market rental housing in the #1 Kingsway civic complex.

On an annual basis, \$7.0 million of the net revenue from operations is transferred to the Revenue Fund to support general operations. The PEF also funded \$2.4 million of administrative expenses in the Operating Budget.

***Future Accounting and Reporting Changes***

Public Sector Accounting Board (PSAB) has developed new standards which will have an impact on the City's financial statements in the upcoming 2 years. They include:

1. Accounting and reporting of capital assets: These PSAB recommendations were approved in June 2006 for implementation in 2009 and require the following:
  - Land to be reported at historical cost (instead of the City's current practice of using BC Assessment values)
  - Depreciable capital assets to be reported at amortized historical cost
  - Depreciation of capital assets to be reported on the statement of operations.

The new standards will result in significant changes in financial statement presentation.

Staff have taken steps to adopt these recommendations including the implementation of the Infrastructure Management System in 2007 which will assist City departments with inventorying and valuing public works, facilities and parks assets. Information from this project along with other existing asset systems will be taken by staff to determine the revised asset values that will be presented on the City's financial statements.

Commencing with 2007 financial statements, the City is required to disclose information on the progress in implementing the accounting and reporting standards for tangible capital assets.

2. Segment Disclosures: This new financial reporting standard will require reporting of revenues and expenses by segment or function and will be in effect for 2008.

***Conclusion***

The City of Vancouver has continued to maintain a strong financial position going into 2007. The financial strength of the City reflects the careful attention to prudent financial management provided by Council and staff.

Respectfully submitted,



Estelle Lo  
Director of Finance



**KPMG LLP**  
**Chartered Accountants**  
PO Box 10426 777 Dunsmuir Street  
Vancouver BC V7Y 1K3  
Canada

Telephone (604) 691-3000  
Fax (604) 691-3031  
Internet [www.kpmg.ca](http://www.kpmg.ca)

## **AUDITORS' REPORT TO THE MAYOR AND COUNCILLORS OF THE CITY OF VANCOUVER**

We have audited the consolidated statement of financial position of the City of Vancouver (the "City") as at December 31, 2006 and the consolidated statements of financial activities and cash flows for the year then ended. These financial statements are the responsibility of the City's management. Our responsibility is to express an opinion on these financial statements based on our audit.

We conducted our audit in accordance with Canadian generally accepted auditing standards. Those standards require that we plan and perform an audit to obtain reasonable assurance whether the financial statements are free of material misstatement. An audit includes examining, on a test basis, evidence supporting the amounts and disclosures in the financial statements. An audit also includes assessing the accounting principles used and significant estimates made by management, as well as evaluating the overall financial statement presentation.

In our opinion, these consolidated financial statements present fairly, in all material respects, the financial position of the City as at December 31, 2006 and the results of its operations and its cash flows for the year then ended in accordance with Canadian generally accepted accounting principles. As required by the Vancouver Charter, we report that, in our opinion, these principles have been applied, to the consolidated financial statements, on a basis consistent with that of the preceding year.

Chartered Accountants

Vancouver, Canada

March 30, 2007

KPMG LLP, a Canadian limited liability partnership is the Canadian member firm of KPMG International, a Swiss cooperative.

**CITY OF VANCOUVER**  
**Consolidated Statement of Financial Position**  
**As at December 31**  
**(\$000s)**

	<u>2006</u>	<u>2005</u>
<b>FINANCIAL ASSETS</b>		
Cash (Note 2)	\$ 71,528	\$ 71,107
Temporary investments (Note 2)	630,783	720,430
Accounts receivable and accrued interest (Note 3)	71,960	63,863
Local improvement receivable	15,432	16,375
Property taxes receivable	22,238	21,254
Lease agreement receivable (Note 10(f))	56,225	51,581
	<u>868,166</u>	<u>944,610</u>
<b>PHYSICAL ASSETS</b>		
Inventory	13,807	12,159
Capital assets (Note 4)	9,096,785	8,180,974
	<u>9,110,592</u>	<u>8,193,133</u>
	<u>\$ 9,978,758</u>	<u>\$ 9,137,743</u>
<b>LIABILITIES</b>		
Accounts payable and accrued liabilities (Note 3)	\$ 300,899	\$ 260,234
Mortgage and loan agreements (Note 10(f))	66,923	70,235
Long term debt (Note 6)	428,631	566,026
Deferred income	73,692	53,250
	<u>870,145</u>	<u>949,745</u>
<b>MUNICIPAL EQUITY</b>		
Equity in capital assets (Note 5)	8,652,316	7,597,434
Reserve for debt retirement (Note 6)	92,621	167,864
Reserves (Note 7)	339,149	294,826
Fund balances (Note 8)	132,240	234,692
Obligations to be funded from future revenue (Note 9)	(107,713)	(106,818)
	<u>9,108,613</u>	<u>8,187,998</u>
	<u>\$ 9,978,758</u>	<u>\$ 9,137,743</u>

Contingencies and commitments (Note 10)  
See accompanying Notes to Consolidated Financial Statements

**CITY OF VANCOUVER**  
**Consolidated Statement of Financial Activities**  
**Years ended December 31**  
**(\$000s)**

	<b>2006</b>	<b>2005</b>
<b>REVENUE</b>		
Property taxes, penalties and interest	\$ 507,511	\$ 482,323
Water fees	68,859	67,262
Solid waste fees	42,790	38,629
Sewer fees	33,185	34,103
Other fees, rates and cost recoveries	313,227	315,923
Revenue sharing, grants and contributions	18,586	46,143
Investment income	30,079	23,770
Rental and lease income	43,020	37,959
Sale of property	8,055	5,967
	1,065,312	1,052,079
<b>EXPENDITURES</b>		
General government	115,900	126,987
Police protection	179,566	165,755
Fire protection	81,370	79,121
Engineering	171,151	128,703
Water utility	69,832	67,362
Solid waste	45,316	46,457
Sewer utility	80,029	83,914
Planning and development	64,117	61,528
Recreation and parks	160,259	151,537
Community and cultural services	92,968	100,706
	1,060,508	1,012,070
<b>NET REVENUE</b>	4,804	40,009
<b>DEBT, TRANSFERS AND OTHER</b>		
Debt		
Principal repayments	(139,072)	(27,680)
New issues	-	124,601
Net transfers from (to) reserves	30,922	(79,305)
Change in obligations to be funded from future revenue	894	6,022
	(107,256)	23,638
<b>CHANGE IN FUND BALANCES</b>	(102,452)	63,647
<b>FUND BALANCES (Note 8)</b>		
Beginning of year	234,692	171,045
End of year	\$ 132,240	\$ 234,692

See accompanying Notes to Consolidated Financial Statements

**CITY OF VANCOUVER**  
**Consolidated Statement of Cash Flows**  
**Years ended December 31**  
**(\$000s)**

	<b>2006</b>	<b>2005</b>
<b>CASH PROVIDED BY (USED IN):</b>		
Operations		
Net revenue	\$ 4,804	\$ 40,009
Change in non-cash items	45,042	31,995
	49,846	72,004
Financing		
Debt issued	-	124,601
Debt repayments	(139,072)	(27,680)
	(139,072)	96,921
Investing		
Net purchase of temporary investments	89,647	(164,456)
	89,647	(164,456)
<b>NET INCREASE IN CASH</b>	421	4,469
<b>CASH</b>		
Beginning of year	71,107	66,638
End of year	\$ 71,528	\$ 71,107

See accompanying Notes to Consolidated Financial Statements.

**NOTES TO CONSOLIDATED FINANCIAL STATEMENTS (000's)**  
**Year Ended December 31, 2006**

---

The City of Vancouver was incorporated in 1886 and is governed by the Vancouver Charter, a private bill consented to by the Legislative Assembly of the Province of British Columbia.

**1. SIGNIFICANT ACCOUNTING POLICIES**

**(a) Basis of Presentation**

The consolidated financial statements of the City have been prepared, in all material respects, in accordance with Canadian generally accepted accounting principles for local governments as recommended by the Public Sector Accounting Board (PSAB) of the Canadian Institute of Chartered Accountants (CICA).

**(b) Reporting Entity**

The consolidated financial statements reflect the assets, liabilities, revenue, expenditures, and changes in fund balances of all funds of the reporting entity. The reporting entity is comprised of all the organizations that are accountable for the administration of their financial affairs and resources to Council and that are owned or controlled by the City. Inter-fund and inter-corporate balances and transactions have been eliminated. The entities included are as follows:

Outside Boards

Parks & Recreation	Vancouver Police
Vancouver Public Library	Vancouver Civic Theatres

Owned/Controlled Entities

Hastings Institute Inc.	Vancouver Civic Development Corporation
Harbour Park Development Ltd.	City of Vancouver Public Housing Corporation
Parking Corporation of Vancouver	Pacific National Exhibition

Also included in these statements are certain assets owned by the City that are managed by the following organizations:

Vancouver Art Gallery Society	H.R. MacMillan Space Centre
Vancouver Museum	Vancouver Maritime Museum

**(c) Fund Accounting**

The resources and operations of the City are comprised of the funds listed below. Supporting schedules to the consolidated financial statements are included to show the financial activities and balance of each fund.

Capital

Accounts for capital expenditures supporting civic infrastructure and holds all properties required for civic use and the related long term debt.

Revenue

Accounts for revenue and expenditures for the general operations of the City including sewer, solid waste and water utilities.

Property Endowment

Accounts for properties not required for civic use which are leased to third parties, or held for, or are being developed for resale or lease.

Sinking

Accounts for the accumulation of instalments generated from tax levies in accordance with the actuarial requirements for the retirement of sinking fund debt at maturity.

Capital Financing

Accounts for funds designated for the financing of capital works, for the acquisition of the City's debentures and for funds set aside for the City's solid waste disposal program.

**1. SIGNIFICANT ACCOUNTING POLICIES - continued**

**(d) Basis of Accounting**

- (i) Revenue is recorded in the period in which the transactions or events that gave rise to the revenue occur. Amounts that have been received in advance of services being rendered are recorded as deferred revenue until the City discharges the obligations that led to the collection of funds.
- (ii) Expenditures are recorded in the period in which the goods or services are acquired and a liability is incurred.
- (iii) Inventory of supplies and materials are valued at cost with allowances made for obsolete stock. Cost is determined on a moving average basis.
- (iv) The preparation of financial statements in accordance with Canadian generally accepted accounting principles requires management to make estimates and assumptions that affect the reported amounts of assets and liabilities, the disclosure of contingent assets and liabilities and the reported amounts of revenue and expenditures during the reporting period. Actual results will depend on future economic events and could differ from the estimates. Adjustments, if any, will be reflected in the period of settlement or upon a change in the estimate.

**(e) Capital Assets**

**(i) Capital Fund (for civic use)**

Capital assets purchased or constructed and work-in-progress are reported as capital expenditures in the period the expenditures are incurred. Government contributions for the acquisition of capital assets are reported as capital revenue and do not reduce the related capital costs.

Capital assets are recorded in the Capital Fund on the following basis:

Land - At 'actual' value for assessment purposes as determined annually by the B.C. Assessment Authority. Crown land properties beneficially owned by the City are recorded at assessed value.

Waterworks and engineering assets – At cost less accumulated depreciation. Depreciation is provided at varying rates determined by the City Engineer and is reflected as a reduction in the City's equity in capital assets.

Buildings - at cost.

Plant and equipment - at cost.

Artworks and artifacts - at estimated and/or insured values.

**(ii) Property Endowment Fund (for sale or lease)**

Capital assets are recorded in the Property Endowment Fund on the following basis:

Land - At 'actual' value for assessment purposes as determined annually by the B.C. Assessment Authority. The development costs incurred are charged against equity to reflect their contribution to the increases in the 'actual' value of land.

Buildings - At cost less accumulated depreciation of \$47.6 million (2005 - \$42.1 million). Depreciation is charged against Equity in Capital Assets on a 5% straight-line basis on the buildings on parking sites, and on a 5% declining balance basis on leased buildings.

Equipment - At cost less accumulated depreciation of \$3.8 million (2005 - \$3.1 million). Depreciation is calculated on a 30% declining balance basis and is charged to Equity in Capital Assets.

Property subject to sale option - At option price. The land parcel is subject to purchase by the lessee at a minimum value of \$8.4 million (with an expiry date of January 31, 2015).

**(f) Reserves for Future Expenditures**

Reserves are established at the discretion of Council to set aside funds for future operating and capital expenditures. Transfers to and from reserves are reflected as an adjustment to the respective fund.

**(g) Comparative Figures**

Certain of the 2005 figures have been reclassified to conform to current year presentation.



**NOTES TO CONSOLIDATED FINANCIAL STATEMENTS (000's) CONTINUED**  
**Year Ended December 31, 2006**

---

**2. CASH AND TEMPORARY INVESTMENTS**

Cash includes short-term investments with maturity dates within 90 days of acquisition. Temporary investments are comprised of money market instruments, term deposits, bankers acceptances and federal and provincial bonds with maturity dates greater than 90 days after acquisition. Investments are recorded at cost, adjusted for amortization of premiums or discounts.

	<u>2006</u>	<u>2005</u>
Cash	\$ 9,119	\$ 23,699
Short-term investments (Maturity date within 90 days)	62,409	47,408
	<u>71,528</u>	<u>71,107</u>
Temporary investments (Maturity date greater than 90 days)	630,783	720,430
Total cash and investments	<u>\$ 702,311</u>	<u>\$ 791,537</u>
Market Value of total cash and investments	<u>\$ 711,105</u>	<u>\$ 792,355</u>

**3. ACCOUNTS RECEIVABLE AND ACCOUNTS PAYABLE**

	<u>2006</u>	<u>2005</u>
Accounts receivable and accrued interest		
Accrued interest	\$ 11,737	\$ 11,874
Utility receivables	18,412	16,520
Employee advances	2,723	2,848
Rental and lease receivables	5,589	5,247
Trade and other receivables	40,433	29,915
	<u>78,894</u>	<u>66,404</u>
Allowance for doubtful accounts	(6,934)	(2,541)
	<u>\$ 71,960</u>	<u>\$ 63,863</u>
Accounts payable and accrued liabilities		
Payroll liabilities	\$ 35,138	\$ 30,847
Advance deposits and receipts	93,587	53,682
Future obligations (Note 9)	107,713	106,818
Trade and other liabilities	64,461	68,887
	<u>\$ 300,899</u>	<u>\$ 260,234</u>

**NOTES TO CONSOLIDATED FINANCIAL STATEMENTS (000's) CONTINUED**  
**Year Ended December 31, 2006**

**4. CAPITAL ASSETS**

	Capital Fund	Property Endowment Fund	2006 Total	2005 Total
Land	\$ 4,895,588	\$ 1,829,646	\$ 6,725,234	\$ 5,963,508
Buildings	461,516	119,326	580,842	518,434
Property subject to sale option	-	8,365	8,365	8,365
Leasehold interests	25,493	3,420	28,913	28,958
Engineering assets	935,481	-	935,481	912,715
Waterworks	324,246	-	324,246	314,067
Assets under construction	40	39,345	39,385	-
Plant, equipment, artworks and artifacts	433,336	2,072	435,408	415,668
	<u>\$ 7,075,700</u>	<u>\$ 2,002,174</u>	<u>9,077,874</u>	<u>8,161,715</u>
City of Vancouver Public Housing Corporation *			10,055	10,646
Pacific National Exhibition*			8,856	8,613
Total			<u>\$ 9,096,785</u>	<u>\$ 8,180,974</u>

\* At cost less depreciation

**5. EQUITY IN CAPITAL ASSETS**

	2006	2005
Capital expenditures	\$ 230,446	\$ 224,369
Debt issued	-	(124,601)
Debt principal repayments	139,071	27,680
Disposals	(3,362)	(4,609)
Depreciation	(52,987)	(50,162)
Increase in assessed values	749,132	742,270
Capital grants	(7,418)	(3,966)
Change in equity in capital assets	<u>1,054,882</u>	<u>810,981</u>
Balance, beginning of year	7,597,434	6,786,453
Balance, end of year	<u>\$ 8,652,316</u>	<u>\$ 7,597,434</u>

**NOTES TO CONSOLIDATED FINANCIAL STATEMENTS (000's) CONTINUED**  
**Year Ended December 31, 2006**

**6. LONG TERM DEBT**

Debenture debt is shown at its face amount. The City does not carry debt issued by other organizations.

Maturing In	General *	Local Improvements	Total
2007	\$ 39,045	\$ 2,278	\$ 41,323
2008	30,220	2,083	32,303
2009	171,538	1,869	173,407
2010	34,005	1,675	35,680
2011	114,504	1,511	116,015
Thereafter	100,358	6,772	107,130
Total	489,670	16,188	505,858
Internally held	(61,039)	(16,188)	(77,227)
Net external debt	<u>\$ 428,631</u>	<u>\$ -</u>	<u>\$ 428,631</u>

\* General including Waterworks

The rates of interest payable on the principal amount of the debentures range from 3.6% to 9.5% per annum. The weighted average interest rate on total debt to maturity is 4.85%. Total interest paid in 2006 on externally held debt amounted to \$30.1 million (2005 - \$26.8 million). All debentures are payable in Canadian funds.

Reserve for debt retirement at December 31, 2006 amounted to \$92.6 million (2005 - \$167.9 million).

**7. RESERVES**

These amounts are set aside by Council resolution for specific purposes:

	2005	Change During Year	2006
Affordable Housing	\$ 11,526	\$ (4,202)	\$ 7,324
Art Gallery Operations	3,574	498	4,072
Capital Facilities	1,989	(837)	1,152
Childcare Endowment	4,828	1,198	6,026
Community Amenities	31,102	13,027	44,129
Cultural Precinct	-	5,144	5,144
Emerging Neighbourhood	4,423	178	4,601
Future Revenue Fund Budgets	30,278	13,544	43,822
Hastings Park	3,333	750	4,083
Library	3,674	914	4,588
Mortgage Debenture Retirement	5,760	(46)	5,714
Olympic Village Trust	28,533	1,877	30,410
Outstanding Commitments	9,710	2,016	11,726
Pacific National Exhibition	2,172	(46)	2,126
Park Board	2,861	815	3,676
Parking Sites	3,586	(2,570)	1,016
Plant and Equipment	27,479	7,344	34,823
Public Art	4,777	345	5,122
Self-insurance	17,931	822	18,753
Solid Waste Capital	62,647	5,080	67,727
Stanley Park Restoration	-	2,000	2,000
Water and Sewer Utility Rate Stabilization	26,631	(2,199)	24,432
Other	8,012	(1,329)	6,683
	<u>\$ 294,826</u>	<u>\$ 44,323</u>	<u>\$ 339,149</u>

**NOTES TO CONSOLIDATED FINANCIAL STATEMENTS (000's) CONTINUED**  
**Year Ended December 31, 2006**

**8. FUND BALANCES**

	2005	Change During Year	2006
Revenue Fund	\$ 10,434	\$ 1,844	\$ 12,278
Capital Fund	52,020	(77,000)	(24,980)
Capital Financing Fund	177,608	7,760	185,368
Sinking Fund	-	309	309
Property Endowment Fund	35,459	(44,407)	(8,948)
Harbour Park Development Ltd.	18	(1)	17
Vancouver Civic Development Corp.	9,281	331	9,612
Hastings Institute Inc.	184	1	185
Pacific National Exhibition	(2,370)	105	(2,265)
City of Vancouver Public Housing Corporation	(164)	(33)	(197)
	<u>282,470</u>	<u>(111,091)</u>	<u>171,379</u>
Elimination for internally-held debt on consolidation	(47,778)	8,639	(39,139)
	<u>\$ 234,692</u>	<u>\$ (102,452)</u>	<u>\$ 132,240</u>

**9. OBLIGATIONS TO BE FUNDED FROM FUTURE REVENUE**

The following amounts are included in Accounts payable and accrued liabilities:

	2006	2005
Deferred payroll costs	\$ 77,270	\$ 71,692
Accrued interest on long term debt	5,477	13,079
Landfill closure and post-closure	24,966	22,047
	<u>\$ 107,713</u>	<u>\$ 106,818</u>

**(a) Deferred Payroll Costs**

Employees are entitled to earned benefits related to non-vested accumulating sick leave, sick leave gratuity and full vacation entitlement at retirement. Employees may also defer current vacation entitlements. The liability and expense for these post-employment benefits and compensated absences is recognized in the financial statements in the period in which employees render services and on the basis that the benefits are expected to be provided when the employees are no longer providing active service.

As well, certain employees are entitled to income continuation benefits under long term disability plans. The City recognizes a liability and expense for these post-employment benefits in the period when the event occurs that obligates the City to provide the benefit.

The liabilities reported in 2006 are based on an actuarial valuation as at December 31, 2003 using the following valuation assumptions:

	2006	2005
Discount rate	4.70%	4.35%
Inflation rate	2.00%	2.00%
Rate of compensation increase	3.08% to 5.00%	3.08% to 5.00%

Employee benefit liabilities as at December 31 are as follows:

	2006	2005
Sick leave gratuity	\$ 21,231	\$ 20,547
Deferred vacation	12,601	11,815
Non-vested accumulating sick leave	23,011	22,195
Long term disability	9,884	8,937
Other post-employment benefits	12,852	12,471
	<u>79,579</u>	<u>75,965</u>
Unamortized actuarial gain (loss)	(2,309)	(4,273)
	<u>\$ 77,270</u>	<u>\$ 71,692</u>

**NOTES TO CONSOLIDATED FINANCIAL STATEMENTS (000's) CONTINUED**  
**Year Ended December 31, 2006**

**9. OBLIGATIONS TO BE FUNDED FROM FUTURE REVENUE - continued**

**(a) Deferred Payroll Costs - continued**

The continuity of the City's employee benefit liabilities are as follows:

	2006	2005
Beginning of year	\$ 71,692	\$ 68,883
Current service cost	9,029	6,156
Interest cost	3,427	3,503
Amortization of actuarial gain	356	(10)
Actual benefits paid	(7,234)	(6,840)
End of year	<u>\$ 77,270</u>	<u>\$ 71,692</u>

The City manages the payment of these future payroll obligations as they come due in the current Operating Budget. The City has also provided funding of \$21.5 million (\$17.1 million in 2005) in a reserve.

**(b) Landfill Closure and Post-Closure Costs**

The City has agreed with the Ministry of Environment Lands and Parks to assume certain obligations in order to obtain the Operating Certificate for its landfill site. Those obligations include closure and post-closure liability. The present value of the City's estimated future liability for these expenditures is recognized as the landfill site's capacity is used and the reported liability of \$25.0 million (2005 - \$22.0 million) represents the portion of the estimated total expenditure recognized as at December 31, 2006. This liability and annual expenditure is calculated based on the ratio of utilization to total capacity of the site and the discounted estimated future cash flows associated with closure and post-closure activities. The discount rate used in 2006 was 4.70% compared to 4.35% in 2005.

The reported liability is based on estimates and assumptions with respect to events extending over the remaining life of the landfill. The landfill site is expected to reach its capacity in 2042 and at year end the estimate of the remaining capacity is 18.4 million tonnes, which is 55.8% of the site's total capacity. At December 31, 2006, the discounted future cash flows for closure and post-closure cost is estimated at \$64.7 million.

In accordance with an agreement between the City and the Greater Vancouver Sewerage and Drainage District, the City is responsible for 87% of the overall liability for closure and post-closure costs. The City has provided a reserve to fund future landfill capital expenditure and waste diversion programs with a balance as at December 31, 2006 of \$67.7 million (2005 - \$62.6 million).

**10. CONTINGENCIES AND COMMITMENTS**

**(a) Contingent Liability and Commitment**

The City is contingently liable in respect of debentures of the Greater Vancouver Water District, the Greater Vancouver Sewerage and Drainage District and the Greater Vancouver Regional District.

The City is a shareholder and member of EComm, whose services include: regional 911 call centre for the Greater Vancouver Regional District, Wide Area Radio emergency communications network, dispatch operations and records management. The City holds 2 Class A shares (of a total 23 Class A and 25 Class B shares issued and outstanding at December 31, 2006). As a Class A shareholder, the City is committed to paying levies for services received under a cost-sharing formula to fund operating and capital costs of the EComm operations. In addition, the City is contingently liable to cover its proportionate share of such costs should any member be unable to fulfill its funding obligations. Annual levy amounts fluctuate based on various factors under the cost-sharing formula, and amounted to \$16.4 million during the year (2005 - \$16.4 million).

**(b) Collection of Taxes on Behalf of Other Taxing Authorities**

The City is obligated to collect and transmit the tax levies of the following bodies. Such levies are not included in the revenue of the City.

Provincial Government – Schools	British Columbia Assessment Authority
Greater Vancouver Regional District	Municipal Finance Authority
Greater Vancouver Transportation Authority	

**10. CONTINGENCIES AND COMMITMENTS - Continued**

**(c) Municipal Pension Plan**

The City and its employees contribute to the Municipal Pension Plan (the Plan), a jointly trusted pension plan. The Board of Trustees, representing plan members and employers, is responsible for overseeing the management of the Plan, including investment of the assets and administration of the Plan. The Plan is a multi-employer contributory defined benefit pension plan with about 130,000 active members and approximately 48,000 retired members. Active members include approximately 30,000 contributors from local governments.

Every three years an actuarial valuation is performed to assess the financial position of the Plan and the adequacy of plan funding. The valuation as at December 31, 2003 indicated an unfunded liability of \$789 million. The most recent valuation was performed as at December 31, 2006 with results available later in 2007. The actuary does not attribute portions of the surplus to individual employers. The City paid \$40.5 million during 2006 (2005 - \$36.1 million) for employer contributions to the Plan. Employee contributions during 2006 amounted to \$31.0 million (2005 - \$28.1 million).

**(d) Contingent Legal Liabilities**

As at December 31, 2006, there were various legal claims pending against the City arising in the ordinary course of its operations. The City has made provision for certain uninsured claims in its self-insurance liability reserve, but has made no specific provision for those where the outcome is presently indeterminable.

**(e) Property Assessment Appeals**

As at December 31, 2006, there were various assessment appeals pending with respect to properties. The outcome of those appeals may result in adjustments to property taxes receivable for the current and prior years. The City makes an annual provision against property taxes receivable for the impact of appeals including specific provision where the results of an appeal are reasonably determinable, and general provision for those where the outcome is presently indeterminable.

**(f) Mortgage and Lease Agreements**

Principal payments on mortgages over the next 5 years and thereafter are as follows:

2007	\$	3,561
2008		9,452
2009		2,819
2010		2,667
2011		3,547
Thereafter		44,877
	\$	<u>66,923</u>

Outstanding mortgages include:

- \$10.1 million (2005 - \$10.5 million) in mortgages payable to Canada Mortgage and Housing Corporation for 5 non-market housing projects. Interest rates range from 4.24 % to 8.0% with maturity dates from June 1, 2008 to December 1, 2027.
- \$51.1 million on the Library Square Project due on January 14, 2021. Interest at 9.875% per annum is compounded semi-annually with monthly repayments of principal and interest. The mortgage is secured by a first charge on the land and any proceeds from the sale of the land on which the office building is situated, the office building and any improvements to it including machinery, plant and equipment, and any proceeds on the lease of the office building.

The City has executed a 25-year lease of the Library Square office building with the Federal Government which commenced April 30, 1995. Annual lease payments of \$6.7 million will fully offset mortgage principal and interest payments. The lease provides options to purchase the office building at the end of the 10th and 20th years and at the end of the lease term. The balance of the lease receivable is \$49.8 million (2005 - \$51.6 million).

During the year, the City executed a \$6.4 million no-interest take-back mortgage on the sale of the former Woodward's site to a developer. The terms provide for discharge and forgiveness of the mortgage upon the developer's conveyance to the City of an air space parcel by January 1, 2010.

**NOTES TO CONSOLIDATED FINANCIAL STATEMENTS (000's) CONTINUED**  
**Year Ended December 31, 2006**

**10. CONTINGENCIES AND COMMITMENTS - Continued**

**(g) Loan Guarantee**

The City has guaranteed a \$12.0 million line of credit for the Pacific National Exhibition effective January 1, 2007 for a period of one year.

**(h) Property Acquisition**

On March 9, 2005, Council approved a 4-year agreement for the City to act as a backup to a property acquisition. The agreement commits the City to purchase the property from the original purchaser at the original purchase price of \$24.5 million plus up to \$5.0 million for site development and remediation costs, if for any reason the original purchaser is unable to proceed with their proposed development.

**(i) 2nd Avenue RAV Station**

The City has entered into an agreement with RAVCO for the design and construction of the 2nd Avenue RAV station for \$28.9 million. The City received a contribution of \$7.8 million from the Province of British Columbia toward this project. Payments totalling \$8.0 million have been made to date with future payments due as follows: 2007 - \$13.8 million and 2008 - \$7.1 million.

**11. TRUST FUNDS**

Certain assets have been conveyed or assigned to the City to be administered as directed by agreement or statute. The City holds the assets for the benefit of, and stands in fiduciary relationship to, the beneficiary. The following trust funds and assets are excluded from the City's financial statements:

	2006	2005
Vancouver Agreement	\$ 9,183	\$ 7,713
Cemetery Perpetual Care	3,097	3,125
Atrium	308	296
General	319	327
	<u>\$ 12,907</u>	<u>\$ 11,461</u>

The Vancouver Agreement is an urban development agreement between the Governments of Canada, British Columbia and the City to facilitate sustainable economic, social and community development in the City.

**12. EXPENDITURES BY OBJECT**

	2006	2005
Wages, salaries and benefits	\$ 545,479	\$ 518,618
Contract services	129,278	87,917
Supplies, material and equipment	355,684	378,722
Debt charges	30,067	26,813
	<u>\$ 1,060,508</u>	<u>\$ 1,012,070</u>



**KPMG LLP**  
**Chartered Accountants**  
PO Box 10426 777 Dunsmuir Street  
Vancouver BC V7Y 1K3  
Canada

Telephone (604) 691-3000  
Fax (604) 691-3031  
Internet [www.kpmg.ca](http://www.kpmg.ca)

## **AUDITORS' REPORT TO THE MAYOR AND COUNCILLORS OF THE CITY OF VANCOUVER**

We have audited and reported separately herein on the consolidated financial statements of the City of Vancouver as at and for the year ended December 31, 2006.

Our audit was conducted for the purpose of forming an opinion on the consolidated financial statements of the City taken as a whole. The current year's supplementary information included in the following Schedules of Financial Activities of the Revenue Fund, Capital Fund, Capital Financing Fund, Sinking Fund, Property Endowment Fund and Utilities is presented for the purposes of additional analysis and is not a required part of the consolidated financial statements. Such supplementary information has been subjected to the auditing procedures applied in the audit of the consolidated financial statements and, in our opinion, is fairly stated in all material respects in relation to the consolidated financial statements taken as a whole.

Chartered Accountants

Vancouver, Canada

March 30, 2007

KPMG LLP, a Canadian limited liability partnership is the Canadian member firm of KPMG International, a Swiss cooperative.



**CITY OF VANCOUVER**  
**Revenue Fund**  
**Schedule of Financial Activities**  
**Years ended December 31**  
**(\$000s)**

	<b>2006 Budget</b>	<b>2006</b>	<b>2005</b>
<b>REVENUE</b>			
Property taxes, penalties and interest	\$ 510,464	\$ 507,511	\$ 482,323
Water fees	69,879	68,859	67,262
Solid waste fees	37,877	42,790	38,629
Sewer fees	34,452	33,185	34,103
Other fees, rates and cost recoveries	170,512	186,239	174,800
Revenue sharing, grants and contributions	17,537	18,020	17,061
Investment income	12,400	17,525	12,764
Rental and lease income	20,062	23,338	23,340
	<u>873,183</u>	<u>897,467</u>	<u>850,282</u>
<b>EXPENDITURES</b>			
General government	89,063	80,729	80,915
Police protection	174,237	176,510	161,908
Fire protection	79,362	80,025	78,613
Engineering	73,698	67,940	67,322
Water utility	54,170	50,112	47,827
Solid waste	31,794	38,706	35,418
Sewer utility	50,825	50,251	49,634
Planning and development	60,055	64,117	61,528
Recreation and parks	86,259	89,057	84,034
Community and cultural services	63,055	63,815	61,464
	<u>762,518</u>	<u>761,262</u>	<u>728,663</u>
<b>NET REVENUE</b>	<u>110,665</u>	<u>136,205</u>	<u>121,619</u>
<b>DEBT, TRANSFERS AND OTHER</b>			
Debt principal repayments	(41,510)	(39,874)	(28,874)
Transfers			
Net transfers to other funds	(50,427)	(67,473)	(81,762)
Net transfers to reserves	(18,728)	(27,824)	(15,752)
Change in obligations to be funded from future revenue	-	810	5,961
	<u>(110,665)</u>	<u>(134,361)</u>	<u>(120,427)</u>
<b>CHANGE IN FUND BALANCE</b>	-	1,844	1,192
<b>FUND BALANCE</b>			
Beginning of year	10,434	10,434	9,242
End of year	<u>\$ 10,434</u>	<u>\$ 12,278</u>	<u>\$ 10,434</u>

**CITY OF VANCOUVER**  
**Capital Fund**  
**Schedule of Financial Activities**  
**Years ended December 31**  
**(\$000s)**

	<b>2006</b>	<b>2005</b>
<b>REVENUE</b>		
Fees, charges and recoveries	\$ 58,808	\$ 76,894
Grants and contributions	566	29,082
Property sale	7,785	4,190
	67,159	110,166
<b>EXPENDITURES</b>		
Capital expenditures		
General government	9,214	7,942
Police protection	3,056	3,847
Fire protection	1,345	508
Engineering	53,644	43,832
Water utility	20,900	20,717
Solid waste utility	6,610	11,039
Sewer utility	30,958	35,462
Recreation and parks	26,200	24,051
Community and cultural services	17,372	9,165
	169,299	156,563
<b>NET EXPENDITURES</b>	<b>(102,140)</b>	<b>(46,397)</b>
<b>DEBT AND TRANSFERS</b>		
Debt issued	573	121,520
Transfers		
Net transfers to reserves	(15,539)	(6,690)
Net transfers from other funds	40,106	31,934
	25,140	146,764
<b>CHANGE IN FUND BALANCE</b>	<b>(77,000)</b>	<b>100,367</b>
<b>FUND BALANCE</b>		
Beginning of year	52,020	(48,347)
End of year	\$ (24,980)	\$ 52,020

**CITY OF VANCOUVER**  
**Capital Financing Fund**  
**Schedule of Financial Activities**  
**Years ended December 31**  
**(\$000s)**

	<u>2006</u>	<u>2005</u>
<b>REVENUE</b>		
Investment income	\$ 9,268	\$ 5,832
<b>TRANSFERS</b>		
Net transfer from other funds	5,449	30,502
Net transfer to reserves	(6,957)	(29,450)
	<u>(1,508)</u>	<u>1,052</u>
<b>CHANGE IN FUND BALANCE</b>	7,760	6,884
<b>FUND BALANCE</b>		
Beginning of year	<u>177,608</u>	<u>170,724</u>
End of year	<u>\$ 185,368</u>	<u>\$ 177,608</u>

**CITY OF VANCOUVER**  
**Sinking Fund**  
**Schedule of Financial Activities**  
**Years ended December 31**  
**(\$000s)**

	<u>2006</u>	<u>2005</u>
<b>REVENUE AND EXPENDITURES</b>		
Investment income	\$ 6,442	\$ 8,267
Administration expenses	70	72
	<u>6,372</u>	<u>8,195</u>
<b>DEBT AND TRANSFERS</b>		
Debt repayments	(100,038)	(36)
Transfers		
Net transfer from Revenue Fund	25,381	26,408
Net transfer (to) from reserves	68,594	(34,567)
	<u>(6,063)</u>	<u>(8,195)</u>
<b>CHANGE IN FUND BALANCE</b>	309	-
<b>FUND BALANCE</b>		
Beginning of year	<u>-</u>	<u>-</u>
End of year	<u>\$ 309</u>	<u>\$ -</u>

**CITY OF VANCOUVER**  
**Property Endowment Fund**  
**Schedule of Financial Activities**  
**Years ended December 31**  
**(\$000s)**

	2006			2005
	Revenue	Expenses	Net	Net
<b>OPERATIONS</b>				
Rental and leases	\$ 18,336	\$ 10,362	\$ 7,974	\$ 8,448
Parking	18,612	12,930	5,682	4,444
Water moorage	920	471	449	459
	<u>\$ 37,868</u>	<u>\$ 23,763</u>	<u>14,105</u>	<u>13,351</u>
Interest income			1,258	1,492
Property sales			270	1,777
Miscellaneous income			970	908
			<u>16,603</u>	<u>17,528</u>
Expenses				
Capital expenditures			59,624	64,797
Adminstration and operating			3,863	2,995
			<u>63,487</u>	<u>67,792</u>
<b>NET EXPENDITURES</b>			<u>(46,884)</u>	<u>(50,264)</u>
<b>TRANSFERS</b>				
Debt principal repayments			(59)	(5)
Debt issue			-	3,216
Net transfer from reserves			5,999	820
Transfer to Revenue Fund			(7,000)	(7,000)
Net transfer (to) from other funds			3,537	(82)
			<u>2,477</u>	<u>(3,051)</u>
<b>CHANGE IN FUND BALANCE</b>			<u>(44,407)</u>	<u>(53,315)</u>
<b>FUND BALANCE</b>				
Beginning of year			<u>35,459</u>	<u>88,774</u>
End of year			<u>\$ (8,948)</u>	<u>\$ 35,459</u>

**CITY OF VANCOUVER**  
**Utilities**  
**Schedule of Financial Activities\***  
**Years ended December 31**  
**(\$000s)**

	<b>2006</b>	<b>2005</b>
<b>SOLID WASTE UTILITY</b>		
<b>REVENUE</b>		
Fees and service charges	\$ 42,790	\$ 38,629
<b>EXPENDITURES AND TRANSFERS</b>		
Garbage collection and disposal	9,614	9,507
Recycling	4,875	4,415
Composting	3,907	3,733
Commercial	16,745	14,565
Management and solid waste levy	646	658
Post closure costs	2,919	2,540
	38,706	35,418
Transfers from other funds	(4,678)	(3,614)
Transfer to reserves	8,762	6,825
	\$ 42,790	\$ 38,629
<b>WATER UTILITY</b>		
<b>REVENUE</b>		
Fees and service charges	\$ 68,859	\$ 67,262
<b>EXPENDITURES AND TRANSFERS</b>		
Purchase of water	36,220	32,206
Water debt charges	9,084	8,696
Operations	4,808	6,924
	50,112	47,826
Debt principal repayments	9,630	7,706
Transfer to Sinking Fund	7,135	7,404
Transfer to reserves	1,982	4,326
	\$ 68,859	\$ 67,262
<b>SEWER UTILITY</b>		
<b>REVENUE</b>		
Fees and service charges	\$ 33,185	\$ 34,103
Contribution from property taxes	33,262	33,729
	\$ 66,447	\$ 67,832
<b>EXPENDITURES AND TRANSFERS</b>		
Contribution to Joint Sewerage Board	36,988	36,552
Sewer debt charges	8,136	7,343
Operations	5,127	5,739
	50,251	49,634
Debt principal repayments	10,571	7,690
Transfer to Sinking Fund	5,462	5,663
Transfer to reserves	163	4,845
	\$ 66,447	\$ 67,832

\* These amounts have been reported as part of the Revenue Fund Schedule of Financial Activities.

**SCHEDULE OF GENERAL DEBT (\$000s)**

**CITY OF VANCOUVER**

<b>Bylaw</b>	<b>Maturity Date &amp; Purpose</b>	<b>Rate %</b>	<b>Term (Years)</b>	<b>Debenture Outstanding</b>	<b>Sinking Fund Reserve Balance</b>
7811	October 31, 2007	5.500 to 5.750	10		
	Communications			234	-
	Emergency operations			34	-
	Fire protection			1,109	-
	Infrastructure			314	-
	Parks			2,341	-
	Pedestrian/cycling facilities			1,204	-
	Sewers			2,600	-
	Street lighting			317	-
	Waterworks			1,881	-
				<u>10,034</u>	<u>-</u>
8042*	July 12, 2009	5.900	10		
	Parks			5,000	3,313
	Roads, walks, streets and lanes			15,000	9,938
	Sewers			20,000	13,252
	Waterworks			20,000	13,252
				<u>60,000</u>	<u>39,755</u>
8077	October 7, 2009	6.000	10		
	Roads, walks, streets and lanes			46,533	30,473
	Sewers			11,417	7,476
	Waterworks			22,050	14,440
				<u>80,000</u>	<u>52,389</u>
8269*	December 14, 2010	6.000	10		
	Roads, walks, streets and lanes			1,038	563
8295	February 21, 2011	5.850	10		
	Infrastructure			2,238	1,025
	Parks			13,858	6,349
	Pedestrian/cycling facilities			1,678	769
	Public works/fire facilities			10,600	4,856
	Roads, walks, streets and lanes			2,382	1,091
	Sewers			17,015	7,795
	Street lighting/communications/undergrounding			857	393
	Street lighting/communications			4,476	1,092
	Street lighting			2,384	2,051
	Transit /safety improvements			6,162	2,823
	Waterworks			18,350	8,407
				<u>80,000</u>	<u>36,651</u>
			Carried Forward	<u>\$231,072</u>	<u>\$129,358</u>

\* Held Internally

<b>Bylaw</b>	<b>Maturity Date &amp; Purpose</b>	<b>Rate %</b>	<b>Term (Years)</b>	<b>Debenture Outstanding</b>	<b>Sinking Fund Reserve Balance</b>
			Carried Forward	\$231,072	\$129,358
8460	April 17, 2012	5.260 to 6.125	10		
	Local area improvement			3,932	-
	Parks			4,628	-
	Pedestrian/cycling facilities			2,645	-
	Public works/fire facilities			4,793	-
	Sewers			19,832	-
	Street lighting			4,297	-
	Street/bridge infrastructure			728	-
	Transit /safety improvements			5,420	-
	Waterworks			19,832	-
				<u>66,107</u>	<u>-</u>
8808	March 16, 2014	2.250 to 4.650	10		
	Civic facilities			412	-
	Local area improvement			5,058	-
	Parks			7,589	-
	Pedestrian/cycling facilities			4,756	-
	Public works/fire facilities			930	-
	Sewers			26,445	-
	Street lighting/communications			1,965	-
	Street/bridge infrastructure			3,450	-
	Transit /safety improvements			6,851	-
	Waterworks			25,029	-
				<u>82,485</u>	<u>-</u>
9115	October 06, 2015	3.150 to 4.100	10		
	Bridges/tunnels			2,476	-
	Community centre facilities			5,501	-
	Infrastructure			6,353	-
	Libraries			4,500	-
	Local area improvement			6,169	-
	Miscellaneous			228	-
	Multi-purpose centres			2,164	-
	Neighbourhood houses			2,145	-
	Parks			13,833	-
	Pedestrian/cycling facilities			5,840	-
	Public safety/Police			550	-
	Sewers			28,163	-
	Sports facilities			1,008	-
	Street lighting/communications			3,560	-
	Train stations			4,584	-
	Transit/safety improvements			3,553	-
	Waterworks			18,064	-
	Yards			1,315	-
				<u>110,006</u>	<u>-</u>
			Total	<u>\$489,670</u>	<u>129,358</u>



**Property Owners' Share**

<b>Bylaw</b>	<b>Maturity Date</b>	<b>Purpose</b>	<b>Rate</b>	<b>Term (Yr)</b>	<b>Debt Balance</b>
6990	June 17 2007	Lane paving, speed ramps, sidewalks & curbs	9.500	15	285
6991	June 17 2007	Beautification	9.500	15	36
7129	June 23 2008	Lane paving, speed ramps, sidewalks & curbs	9.000	15	633
7312	June 22 2009	Lane paving, speed ramps, sidewalks & curbs	7.000	15	654
7313	June 22 2009	Beautification	7.000	15	168
7315	June 22 2009	Underground wiring	7.000	15	15
7446	June 21 2010	Lane paving, speed ramps, sidewalks & curbs	9.500	15	760
7447	June 21 2010	Underground wiring	9.500	15	37
7584	June 26 2011	Lane paving, speed ramps, sidewalks & curbs	7.500	15	993
7758	June 25 2012	Lane paving, speed ramps, sidewalks & curbs	7.000	15	1,182
7759	June 25 2012	Beautification	7.000	15	87
7912	June 24 2013	Beautification	6.000	15	124
7914	June 24 2008	Street lighting	6.000	10	3
7915	June 24 2013	Lane paving, speed ramps, sidewalks & curbs	6.000	15	1,323
8037	June 23 2014	Lane paving, speed ramps, sidewalks & curbs	6.000	15	1,466
8204	June 21 2015	Lane paving, speed ramps, sidewalks & curbs	7.000	15	1,126
8206	June 21 2010	Street lighting	7.000	10	12
8207	June 21 2015	Beautification	7.000	15	83
8208	June 21 2010	Beautification	7.000	10	84
8209	June 21 2015	Beautification	7.000	15	19
8501	June 26 2017	Lane paving, speed ramps, sidewalks & curbs	6.000	15	1,603
8502	June 26 2007	Lane lighting	6.000	5	11
8503	June 26 2012	Street lighting	6.000	10	7
8504	June 26 2017	Beautification	6.000	15	183
8505	June 26 2007	Traffic circle	6.000	5	2
8506	June 26 2017	Underground wiring	6.000	15	168
8693	June 25 2018	Lane paving, speed ramps, sidewalks & curbs	6.000	15	1,789
8694	June 25 2018	Lane lighting	6.000	15	5
8695	June 25 2013	Street lighting	6.000	15	2
8696	June 25 2013	Beautification	6.000	15	44
8871	June 23 2019	Lane paving, speed ramps, sidewalks & curbs	5.750	15	1,248
8872	June 23 2009	Traffic circle	5.750	5	2
8873	June 23 2009	Lane lighting	5.750	5	8
9063	June 29 2020	Lane paving, speed ramps, sidewalks & curbs	5.750	5	1,447
9064	June 29 2010	Lane lighting	5.750	15	6
9301	June 14 2021	Lane paving, speed ramps, sidewalks & curbs	6.000	15	518
9302	June 14 2011	Lane lighting	6.000	5	9
9303	June 14 2021	Beautification	6.000	15	46
					\$16,188

Held Internally

The City of Vancouver has not given any guarantees or indemnities under the Guarantees and Indemnities Regulation.

Prepared under Financial Information Regulation, Schedule 1, Section 5

# **SCHEDULE OF REMUNERATION AND EXPENSES**

- ◆ CITY OF VANCOUVER
- ◆ VANCOUVER BOARD OF PARKS AND RECREATION
- ◆ VANCOUVER POLICE BOARD
- ◆ VANCOUVER PUBLIC LIBRARY

PREPARED IN ACCORDANCE WITH  
THE FINANCIAL INFORMATION REGULATION  
SCHEDULE 1, SECTION 6 (2), (3), (4), (5), (6)

**MAYOR AND COUNCILLORS  
REMUNERATION AND EXPENSES**

**CITY OF VANCOUVER**

<b>Name</b>	<b>Remuneration (1)</b>	<b>Local Expenses (2)</b>	<b>Transportation Allowance (3)</b>	<b>Travel &amp; Conferences (4)</b>
Sullivan, S.	\$119,178	\$0	\$1,656	\$22,686
Anton, S.	54,453	4,400	0	9,500
Ball, E.	54,453	1,347	3,056	9,957
Cadman, D.	54,453	2,389	3,056	4,845
Capri, K.	54,453	1,722	3,056	2,633
Chow, G.	54,453	1,459	3,056	1,699
Deal, H.	54,453	1,055	3,056	5,995
Ladner, P.	56,635	1,259	3,056	11,043
Lee, B.C.	54,453	1,079	3,056	5,764
Louie, R.	56,635	2,389	3,056	4,273
Stevenson, T.	54,453	2,117	3,056	10,681
	<u>\$668,071</u>	<u>\$19,217</u>	<u>\$29,159</u>	<u>\$89,077</u>

(1) Remuneration for Councillors includes amounts for Deputy Mayor duties

(2) Local Expenses - maximum of 10% of remuneration less transportation allowance

(3) Transportation Allowance - 5% of maximum local expense allowance per month

(4) Travel and Conferences - net of recoveries

---

<b>Name</b>	<b>Stipend</b>	<b>Expense</b>	<b>Total</b>
Holden, H.	\$ 9,899	\$ 4,952	\$ 14,851
Robertson, I.	8,046	4,024	12,070
De Genova, A.	7,977	3,988	11,965
Herbert, S.	7,977	3,988	11,965
Houghton, K.	7,977	3,988	11,965
Woodcock, L.	7,977	3,988	11,965
Zlotnik, M.	7,977	3,988	11,965
Total	\$ 57,830	\$ 28,916	\$ 86,746

---

---

---

<b>Name</b>	<b>Remuneration</b>
Adams, J.	\$ 1,250
Kennedy, L.	3,000
La Liberte, T.	3,950
McNeil, M.	4,675
Marfleet, P.	3,025
Parker, D.	5,625
Pau, J.	2,250
Webster, P.	2,750
Wong, G.	3,275
Total	<u>\$ 29,800</u>

**SCHEDULE OF REMUNERATION, CONFERENCES, COURSES & TRAINING  
EMPLOYEES EARNING OVER \$75,000**

**CITY OF VANCOUVER**

<b>Name</b>	<b>Remuneration</b>	<b>Conferences, Courses &amp; Training</b>
Abel, K J	79,400	-
Ackerman, R W	115,788	3,532
Adair, R C	75,783	803
Adam, I C	120,366	4,844
Addis, J W	127,765	-
Anderson, M E	77,884	-
Anderson-Eng, D	78,525	-
Andrews, J	130,669	11,539
Antunovic, M J	77,179	-
Armstrong, T P	93,455	4,862
Arnold, A G	82,891	1,882
Arscott, D	75,877	1,632
Au, N	75,349	822
Au, W	122,222	5,379
Aujla, H B	84,727	482
Ayre, G	77,968	-
Baber, C	82,892	4,341
Bader, J	139,945	220
Baglo, R C	83,194	-
Bailey, V E	76,045	460
Baker, S D	93,351	1,945
Ballard, E A	102,138	-
Bannon, D G	85,243	-
Barbour, D D	100,778	3,016
Barnes, G	102,954	378
Batty, E C	98,353	-
Baxter, J	75,295	621
Baxter, S	137,914	5,638
Bayne, K B	140,773	2,538
Beasley, L B	139,945	2,415
Beckett, M L	82,130	-
Bennett, R	87,637	1,984
Berglund, L	103,056	1,012
Berry, P	75,349	144
Berube, M	97,888	-
Bettles, C	81,588	-
Bevandick, N	75,697	-
Bevilacqua, M	81,358	-
Bicego, R B	75,227	-
Billing, J	120,664	-
Birch, K R	112,118	577
Blagojevic, G	75,349	-
Boblin, D	119,900	482
Bogue, R E	85,646	-
Boldt, J S	76,027	100
Boldt, L	75,884	1,065
Booker, S C	75,935	291
Boons, W A	94,608	-
Booth, J A	75,788	37
Borden, A	75,349	-
Bowers, K J	97,665	-
Boyard, P	84,270	-
Boyko, D A	105,550	321
Bracewell, D	87,067	1,965

**SCHEDULE OF REMUNERATION, CONFERENCES, COURSES & TRAINING  
EMPLOYEES EARNING OVER \$75,000**

**CITY OF VANCOUVER**

<b>Name</b>	<b>Remuneration</b>	<b>Conferences, Courses &amp; Training</b>
Bremner, P J	94,608	2,478
Brennan, B J	83,888	-
Bridge, P C	78,260	-
Brito, M	76,730	-
Bromley, G B	77,152	-
Bronson, R A	81,693	-
Brooks, J	102,138	-
Brown, C	83,422	-
Brown, H L	79,172	-
Brown, H W	96,841	-
Brown, K L	79,356	76
Bruin, P J	96,084	1,967
Bryan, K R	77,156	-
Bryant, R W	76,179	50
Brynildsen, D D	121,966	2,783
Buchan, R	75,400	-
Buckham, C	78,821	1,543
Buemann, S	79,399	1,551
Buhr, H H	75,349	-
Burch, P G	86,666	525
Burgess, J	86,466	-
Burns, J J	76,134	955
Burns, W D	93,244	-
Burrero, A	76,062	-
Burton, M W	80,403	-
Busch, R E	85,611	-
Caird, R B	81,724	-
Campbell, B	102,138	6,297
Campbell, B R	81,139	-
Campbell, B W	77,856	-
Campbell, M L	80,987	-
Caprani, C D	75,349	-
Carnovale, D	80,530	-
Carr, T D.	81,014	-
Casson, R	78,435	-
Caswell, R S	106,550	-
Cavell, K L	76,075	-
Challis, L A	81,541	34
Chapman, R W	102,901	-
Chen, Y	79,560	-
Cheng, G	82,739	287
Cheung, R W.H.	88,000	1,088
Chila, S D	85,354	-
Choo, B	82,266	-
Chorney, A B	80,122	-
Chou, W A	82,739	-
Christy, J B	77,996	558
Clark, B G	93,171	4,996
Clark, M R	81,139	134
Clarke, M P	76,874	-
Clarke, N	82,891	2,818
Clement, C B	96,990	2,666
Clift, S L	95,525	-
Collerman, K	75,349	-



**SCHEDULE OF REMUNERATION, CONFERENCES, COURSES & TRAINING  
EMPLOYEES EARNING OVER \$75,000**

**CITY OF VANCOUVER**

<b>Name</b>	<b>Remuneration</b>	<b>Conferences, Courses &amp; Training</b>
Conde, L A	75,349	-
Connell, F J	195,284	2,910
Conway, K B	82,516	-
Cook, J C	88,862	-
Cooke, L C	84,898	5,207
Cordick, W A	75,637	-
Coroliuc, J W	77,026	-
Corrigan, T J	110,842	1,022
Coughlan, W J	83,196	-
Coulson, M E	97,302	3,855
Courtney, J	87,637	102
Cousins, D	82,891	4,303
Cowx, J B	94,601	-
Cox, W C	86,813	-
Cray, B C	86,190	-
Creed, J W	75,450	-
Critchlow, R R	86,943	450
Crocker, C L	81,139	-
Crocker, M C	94,608	3,659
Crouch, F J	94,330	-
Crowe, B P	102,928	3,931
Crudo, O F	96,147	1,484
Crump, A J	85,398	-
Curran, C M	129,032	-
Cuthbert, C E	75,781	551
Cutler, D J	81,561	-
D'Agostini, M	76,015	1,610
Davidson, B	83,005	-
Davidson, B M	80,121	-
Davidson, J E	84,890	165
Davies, B J	123,603	2,977
Davies, T N	90,723	-
Davis-Johnson, K N	102,823	-
Dawes, B K	88,988	627
De Albuquerque, R A	76,613	-
De Pieri, F L	75,776	-
Delgiglio, F	85,316	-
Delmonico, N B	97,946	3,019
Dempsey, A M	75,801	-
Dennison, D R	81,104	-
Deo, M	78,950	1,124
Der, R M	85,521	-
Deslauriers, C	104,871	6,293
Desrochers, D F	102,138	1,231
Desrochers, M	77,757	-
Dewith, F E	79,292	1,995
Di Nozzi, A	86,720	45
Dick, B K	81,102	-
Dickson, R G	90,061	-
Dighton, J	88,031	-
Dignan, B M	82,891	-
Dingwall, J	83,214	-
Dixon, I K	104,571	-
Do, T	84,303	5,126

**SCHEDULE OF REMUNERATION, CONFERENCES, COURSES & TRAINING  
EMPLOYEES EARNING OVER \$75,000**

**CITY OF VANCOUVER**

<b>Name</b>	<b>Remuneration</b>	<b>Conferences, Courses &amp; Training</b>
Dobrovolny, J W	130,571	-
Dodich, F A	80,980	-
Doge, P	103,158	80
Dornan, K	80,005	1,506
Dougans, S A	77,575	-
Douglas, J M	95,040	2,670
Douglas, S H	99,061	-
Douglas, W G	85,829	-
Downie, A M	87,598	-
Dowsett, C	81,139	-
Doyle, D	84,689	426
Dragonetti, D	91,680	-
Driessen Van Der Lieck, T	75,771	-
Drinovz, A L	85,389	-
Dudek, A	75,307	437
Duncan, A S	77,399	-
Dunham, J B	75,645	-
Durante, R R	82,684	-
Durston, C	94,041	-
Dutton, R	80,996	-
Dyer, D N	78,068	-
Easterbrook, W T	150,461	60
Edelson, N J	92,991	30
Edwards, C	82,891	-
Edwards, J W	81,786	-
Edwards, S	104,614	657
Elford, D R	87,505	-
Elliott, M E	82,891	-
Eng, G M	104,113	-
Engler, M D	88,071	-
Eppler, J C	81,091	-
Etheridge, M D	78,603	-
Evans, J D	94,608	-
Everall, S	81,024	-
Ewan, L W	87,941	-
Fairweather, M C	120,920	-
Farthing, D W	76,584	-
Fast, R	167,984	517
Fedyk, W M	85,702	-
Felker, P W	76,738	-
Ferguson, E D	78,557	-
Figueira, V C	82,891	239
Flaherty, S	94,084	142
Flanigan, M G	111,712	3,119
Flello, P	81,358	-
Flello, R E	81,063	-
Fontaine, D	99,224	13,711
Forbes-Roberts, J R	199,032	4,014
Ford, L	81,665	-
Forest, L	75,349	-
Forss, T V	82,892	-
Foster, J D	79,124	-
Frail, K J	81,531	-
Franklin, B T	82,940	-

**SCHEDULE OF REMUNERATION, CONFERENCES, COURSES & TRAINING  
EMPLOYEES EARNING OVER \$75,000**

**CITY OF VANCOUVER**

<b>Name</b>	<b>Remuneration</b>	<b>Conferences, Courses &amp; Training</b>
Fraser, K S	75,697	-
French, P A	97,300	1,336
Friesen, D J	76,388	-
Gabriel, P C	84,568	-
Gabriel, R P	85,891	-
Gabrlik, R A	77,078	-
Gandolfo, J P	85,914	-
Gayman, L R	75,295	316
Gayton, R W	84,553	-
Gebbie, N R	75,776	401
Gerber, E	119,900	894
Gerhardt, S K	82,173	-
Gerson, R D	75,784	440
Gibault, H P	102,143	-
Gibbons, M E	85,325	-
Gibson, M P	78,002	133
Gilbert, W	78,539	-
Gilchrist, W A	75,048	-
Gill, P	75,349	-
Girling, D F	87,853	-
Glover, B J	80,375	-
Glover, M	82,985	-
Gordon, M L	85,466	150
Gould, B C	77,294	-
Graf, D P	77,881	-
Graham, B W	83,226	-
Grant, J	83,124	-
Grant, J R	102,138	-
Grassi, P E	81,544	-
Gray, S	102,138	200
Greenberg, J M	120,715	-
Greer, J C	75,055	1,189
Grewal, G S	88,537	-
Grieve, G A	78,351	-
Griffiths, L	87,226	-
Grill, A J	82,891	-
Gusdal, G D	86,890	-
Haddock, R P	80,131	-
Hall, J H	97,233	2,041
Hamilton, R H	81,452	49
Hamilton, R J	76,887	-
Hammel, T E	98,475	-
Hancock, P	98,140	25
Hand, N W	78,121	-
Harder, D K	81,707	-
Hartney, G E	83,739	-
Hartshorne, J	81,255	-
Harvey, B R	85,729	-
Harvey, S	119,902	5,693
Hasselfelt, K L	75,673	1,453
Hastings, W S	76,193	-
Hatch, C R	83,473	-
Hatch, J F	78,286	915
Hatch, R B	79,226	-

**SCHEDULE OF REMUNERATION, CONFERENCES, COURSES & TRAINING  
EMPLOYEES EARNING OVER \$75,000**

**CITY OF VANCOUVER**

<b>Name</b>	<b>Remuneration</b>	<b>Conferences, Courses &amp; Training</b>
Hawick, B A	76,882	3,604
Hebenton, R J	89,041	-
Heeps, J D	99,102	846
Hein, S	85,278	-
Henderson, D J	84,284	-
Henderson, J	104,332	-
Herd, J	83,110	750
Herman, A	81,139	-
Hickey, W	81,746	-
Hiebert, K L	89,469	-
Higginson, A	75,673	-
Highcock, L R	77,219	-
Hildebrand, D	79,271	-
Hill, D	119,900	-
Hilton, D W	76,952	1,310
Hlushko, D P	78,263	-
Ho, A S	125,571	3,244
Ho, S S	82,891	688
Ho, T N	75,709	-
Hodges, G H.	82,891	3,160
Holdgate, R C	161,178	9,969
Holland, M L	95,468	-
Hollier, R J	81,508	905
Hosein, C N	181,972	-
Howard, R L	88,186	781
Hsu, P	77,039	-
Huber, B D	78,620	-
Hudson, J D	87,441	316
Hui, G C	76,599	-
Hui, T	94,608	3,854
Hull, L E	87,637	-
Humphry, W C	83,221	-
Hunter, J	103,158	459
Hunter, J C	88,367	1,866
Huth, B A	87,273	-
Ibey, M	75,757	-
Inglis, B A	93,114	4,847
Inglis, M	86,474	-
Irvine, M	84,398	-
Jackson, D H	124,064	3,927
Jackson, J M	85,209	550
Jackson, J T	101,562	536
James, D	85,090	109
Jankovic, Z	76,775	-
Jarman, R S	82,674	-
Jenkins, R A	102,444	1,991
John, M	75,322	69
Johnsen, G P	143,391	-
Johnson, B D	75,295	-
Johnson, R	81,335	109
Johnson, R J	75,295	-
Johnston, W M	94,608	5,155
Jones, D R	98,218	-
Jones, E	82,891	-

**SCHEDULE OF REMUNERATION, CONFERENCES, COURSES & TRAINING  
EMPLOYEES EARNING OVER \$75,000**

**CITY OF VANCOUVER**

<b>Name</b>	<b>Remuneration</b>	<b>Conferences, Courses &amp; Training</b>
Jones, R W	76,776	-
Jones-Cook, R I	87,559	1,414
Jordan, B	120,665	-
Jordan, R S	75,095	-
Jordan, S A	86,120	-
Josephs, P L	104,508	2,797
Judd, P E	139,420	2,579
Kaardal, E I	75,349	-
Kaim, J P	88,973	2,578
Kamada, J	89,240	127
Kamimura, J	75,886	-
Karlsson, P S	102,143	4,250
Kawaza, N P	87,745	-
Kay, M	85,086	112
Keays, J	75,349	77
Kelly, G F	81,950	-
Kennedy, C	82,293	-
Kennedy, R A	85,161	-
Kennedy, T T	79,972	-
Kinahan, C M	120,155	2,333
King, D B	75,210	-
Kirby, D C	79,915	-
Kirk, A L	79,657	-
Kitchen, C F	78,334	-
Klein, A	120,821	135
Klimchuk, D J	82,891	410
Kloppenborg, A C	82,572	-
Knapp, N E	84,866	470
Kochan, W	79,183	-
Kohli, R	75,349	89
Kottke, V W	82,230	-
Kozak, R	86,813	-
Krezan, B	89,282	-
Kudzius, B	76,562	-
Kurelicz, M G	98,373	-
Kuzmick, S F	83,973	-
Kuznik, J	83,543	291
Kwan, L	81,482	120
Kwok, K	91,410	1,625
Kwok, W W	82,891	232
Laberge, D J	82,645	-
Laclaire, L L	94,124	4,905
Laleune, S P	84,132	1,615
Lalonde, L	75,349	1,014
Lamb, J B	87,800	547
Landels, B A	75,649	270
Langley, R A	76,408	-
Lanser, D J	77,214	-
Larson, J W	75,642	69
Lau, J T	87,638	1,247
Lau, K M	87,791	375
Laverty, T G	86,759	-
Lavieri, L E	75,349	-
Law, M	87,893	1,814

**SCHEDULE OF REMUNERATION, CONFERENCES, COURSES & TRAINING  
EMPLOYEES EARNING OVER \$75,000**

**CITY OF VANCOUVER**

<b>Name</b>	<b>Remuneration</b>	<b>Conferences, Courses &amp; Training</b>
Lawrence, R D	87,897	-
Lawson, E W	91,235	-
Lawson, T E	83,516	75
Lealess, W H	76,770	-
Lee, E	109,968	4,480
Lee, G K	96,574	265
Lee, M	82,580	50
Leffler, E G	85,576	456
Lehwald, H C	84,153	-
Lemckert, J R	82,796	-
Lemire, C G	83,950	-
Lepard, K V	89,376	2,827
Letendre, D E	77,450	489
Letourneau, L	75,582	-
Letourneau, S M	76,602	-
Letourneux, F	124,403	557
Leupen, R H	89,375	-
Leuszler, N A	85,733	-
Levitt, K R	98,554	-
Li, D	85,613	200
Liang, K	120,664	-
Liljefors, Y	122,916	440
Lilly, A	81,458	3,254
Lin, C Y	87,637	4,926
Lindsay, E W	78,510	-
Lintunen, L	83,414	-
Lloyd, J T	75,349	2,966
Lo, E	190,810	4,373
Logan, C	75,349	-
Lojstrup, S	91,818	1,601
Lok, N	88,595	3,046
Lomas, M D	76,745	-
Long, D L	119,900	-
Lossing, L	87,409	-
Louie, D T	94,974	2,019
Louie, R D	90,035	477
Low, K K	76,732	-
Lowden, J	119,902	894
Lowden, J S	86,359	-
Lowe, L L	109,095	1,631
Loves, G A	87,776	-
Lucas, K R	98,779	-
Lum, G R	82,891	-
Luongo, A	95,474	105
Macdonald, R G	94,608	86
Macdonald, R G	83,308	-
Macgregor, B D	205,225	-
Mackay, L A	122,973	3,204
Mackenzie, B J	95,826	-
Mackenzie, J	95,220	-
Mackenzie, K C	82,857	865
Mackintosh, M A	89,242	-
Maclean, P H	84,520	-
Macleod, J L	97,896	-

**SCHEDULE OF REMUNERATION, CONFERENCES, COURSES & TRAINING  
EMPLOYEES EARNING OVER \$75,000**

**CITY OF VANCOUVER**

<b>Name</b>	<b>Remuneration</b>	<b>Conferences, Courses &amp; Training</b>
Macpherson, D A	87,637	3,666
Madden, J P	80,025	1,816
Magneison, W L	75,349	-
Magnusson, K	82,891	-
Maitland, B E	124,427	110
Malesan, M	93,137	2,531
Manarin, D J	82,891	349
Manning, B	106,474	1,873
Manning, B W	85,547	-
Marchand, M	82,891	439
Marino, J A	84,885	49
Mark, J H	87,637	4,829
Marshall, G J	75,484	-
Martin, L P	86,295	-
Martin, R F	90,582	-
Martin, W Garry	78,002	-
Matthes, P A	79,575	-
Mattson, R H	79,258	-
Mau, W	80,918	3,936
Mayer, R	80,706	3,023
Mc Creedy, R N	82,127	-
Mc Nicol, D J	75,707	-
McAfee, R A	237,198	4,259
McCann, R K	76,750	-
McDonald, M E	78,248	-
McEwen, T R	110,046	12,290
McGeough, G P	90,430	-
McGill, M H	76,679	-
McGowan, W J	90,296	1,535
McGregor, G C	82,405	-
McGuire, H B	85,870	212
McGuire, M S	84,405	-
McIntosh, R	75,349	-
McKearney, J R	124,085	3,712
McKenna, L	122,222	1,025
McKibben, S	75,349	-
McLennan, R	81,153	-
McLeod, T W	85,770	-
McMahon, J S	76,265	-
McNeill, Y	84,221	320
McQuillan, R C	84,041	-
McSeveney, W	83,552	-
McTaggart, S K	82,892	3,656
Meagher, E W	97,955	60
Medland, C E	81,600	4,048
Melnick, R H	82,502	-
Merchant, G	94,608	1,350
Meszaros, M Z	84,706	981
Michaels, R	94,608	1,375
Middlemass, C	80,150	-
Miles, G R	78,293	699
Miller, G D	84,588	-
Mills, N	87,637	-
Minosky, V M	78,723	-

**SCHEDULE OF REMUNERATION, CONFERENCES, COURSES & TRAINING  
EMPLOYEES EARNING OVER \$75,000**

**CITY OF VANCOUVER**

<b>Name</b>	<b>Remuneration</b>	<b>Conferences, Courses &amp; Training</b>
Mitchell, D L	83,952	-
Mitchell, D R	127,631	3,526
Mitchell, J D	87,637	1,429
Mitchell, R W	83,319	-
Molaro, A	77,123	2,593
Monchamp, P A	79,073	-
Mondor, P E	96,415	-
Montpellier, P E	90,659	25
Moody, B R	78,735	-
Mooney, R I	87,090	-
Moor, M F	75,284	-
Moore, D J	78,258	-
Morgan, D	86,207	-
Morgan, J A	82,717	-
Morgan, J L	75,349	2,932
Morley, J D	81,633	-
Morris, V Jo	82,899	50
Morrison, J M	80,896	-
Mramor, J E	88,814	-
Muir, G W	76,127	-
Mullin, K M	91,525	-
Mullin, M K	82,870	-
Mundick, S J	190,428	2,748
Murphy, D H	104,060	754
Murray, F W	85,391	-
Naklicki, A	120,413	2,240
Navratil, P D	91,902	2,598
Naylor, M E	83,041	-
Neal, R J	82,925	-
Neratini, T M	92,480	-
Neumeyer, P	77,941	-
Newson, B	75,673	-
Ng, L	87,049	-
Nguyen, V V	89,611	4,294
Nikolai, T A	80,579	-
Nilsson, B L	80,363	134
Noga, B M	85,386	-
Nordin, S H	119,819	-
Normann, H F	92,590	1,092
Norton, L	75,349	-
Novak, R	81,139	-
Nowlan, P J	75,673	161
Nybo, R P	87,117	291
Oberg, G S	76,562	-
O'Brien, R P	86,229	-
Oehlschlager, C K	120,013	2,317
Olsen, R B	75,925	-
Osburn, J	77,229	-
Osdoba, T	95,705	4,563
Oudijn, W P	100,095	2,003
Oxenbury, B A	85,290	-
Pander, S	82,891	1,878
Pang, N S	87,168	-
Papove, G P	82,664	-



**SCHEDULE OF REMUNERATION, CONFERENCES, COURSES & TRAINING  
EMPLOYEES EARNING OVER \$75,000**

**CITY OF VANCOUVER**

<b>Name</b>	<b>Remuneration</b>	<b>Conferences, Courses &amp; Training</b>
Parker, P D	75,051	782
Parkin, B	120,665	1,119
Patterson, J	85,103	-
Patterson, S E	80,765	-
Pavananthan, K	93,969	2,150
Pearce, B L	82,891	1,483
Pearson, R M	80,395	-
Pecarski, R	76,660	1,104
Pederson, E G	79,451	-
Pellegrin, G S	77,924	-
Penny, B	97,197	658
Pentland, J E	89,901	124
Perrett, R L	84,007	-
Peskett, L D	86,448	-
Peskett, M J	83,961	-
Petri, R	84,535	2,096
Philip, D R	80,262	-
Phillipps, D E	82,884	3,016
Phillips, D E	76,199	-
Phipps, T W	94,440	1,167
Pierlot, R W	82,590	1,100
Pinsker, P M	82,891	-
Plecas, R J	75,045	239
Pledger, W N	102,138	-
Plett, E	83,261	-
Pochoday, W	78,267	-
Poole, J	77,034	-
Pope, D A	89,715	439
Porter, J E	77,190	-
Potter, V	76,941	-
Powell, B C	138,403	-
Prebtani, N H	79,932	499
Prentice, J P	89,177	-
Prentice, M A	81,139	129
Procyshyn, P H	99,490	-
Przednowek, B W	85,653	-
Quayle, B T	125,321	-
Radakovich, M	81,901	101
Rae, D J	82,900	-
Ramsay, K M	102,357	4,334
Rawsthorne, D M	82,891	-
Raynor, P	87,923	-
Ridington, J P	77,809	50
Riebe, J	78,304	5,539
Robbins, A C	78,199	3,549
Roberts, A T	87,069	-
Roberts, S A	80,713	814
Robertson, D	84,184	29
Robertson, D E	84,541	-
Rodocker, D K	75,946	120
Roelofsen, R P	114,241	-
Rogers, J	318,838	7,075
Romanchook, M W	101,388	29
Rondeau, M B	97,077	-

**SCHEDULE OF REMUNERATION, CONFERENCES, COURSES & TRAINING  
EMPLOYEES EARNING OVER \$75,000**

**CITY OF VANCOUVER**

<b>Name</b>	<b>Remuneration</b>	<b>Conferences, Courses &amp; Training</b>
Rosenberg, V F	77,506	-
Rosenlund, R R	78,915	-
Ross, A	82,892	90
Rudberg, D H	196,119	8,809
Rutgers, P U	123,604	738
Ryan, P	82,891	-
Ryskie, G A	75,113	-
Santorelli, V	95,986	-
Sapeta, M J	98,138	-
Sarai, G H	86,392	-
Saunders, D A	77,963	-
Scarr, D R	85,768	-
Scheer, P J	140,537	2,054
Schnarr, P A	80,037	-
Schoeffel, K	86,387	1,520
Schwab, D J	92,975	-
Scobie, F A	140,863	65
Scott, C W	77,390	-
Scott, K J	77,174	-
Sears, B J	87,878	316
Sebastian, D T	87,680	700
Segal, R	104,704	835
Seggie, M D	84,393	-
Setiawan, B	82,709	-
Seto, E K	75,284	-
Sever, D M	90,939	-
Sew, B M	75,238	-
Sharma, A	75,349	275
Shield, K	75,349	9,573
Shiu, E	84,891	2,963
Shook, L A	84,850	-
Shotton, J F	119,900	-
Simmons, M	77,271	-
Simonson, B J	87,857	-
Singh, S	84,011	5,218
Sirsiris, D	83,607	627
Smith, C N	80,025	-
Smith, D C	103,614	4,787
Smith, E	108,539	1,519
Smith, G E	82,259	-
Smith, I A	89,302	504
Smith, M J	88,715	-
Smith, R J	123,069	3,369
Soglo, M P	78,008	-
Somerville, G	87,401	-
Soon, M R	76,815	-
Specht, M	82,706	3,919
St. Michel, P	75,781	-
Stairs, M G	90,974	-
Stajduhar, N G	82,891	106
Stanford, C D	77,063	265
Steele, D M	98,244	75
Steele, J E	81,793	-
Steele, K R	83,630	-

**SCHEDULE OF REMUNERATION, CONFERENCES, COURSES & TRAINING  
EMPLOYEES EARNING OVER \$75,000**

**CITY OF VANCOUVER**

<b>Name</b>	<b>Remuneration</b>	<b>Conferences, Courses &amp; Training</b>
Steer, M	77,281	917
Stensrud, W R	103,323	468
Stephen, B F	79,368	-
Stevenin, K C	82,243	-
Stevens, D J	78,178	-
Stewart, R M	78,835	-
Storey, W R	82,702	-
Stubbs, J N	119,901	-
Sullivan, T A	82,977	-
Sutherland, M	94,608	414
Suveges, L	82,363	-
Suzuki, K M	77,530	-
Swan, K W	84,877	-
Swanson, D	88,177	1,481
Sweeney, P R	96,206	1,353
Sydenham, D P	88,189	-
Symington, D G	77,771	-
Sziklai, L	115,090	2,531
Tam, W M	75,349	355
Tarnowski, J	78,964	1,906
Taylor, B	102,100	-
Taylor, M D	83,109	-
Tebbutt, B S	77,959	-
Teichroeb, P E	106,791	4,737
Tejani, N	75,349	857
Thompson, E E	81,718	-
Thomsett, D J	84,874	-
Thomson, C E	88,523	50
Thomson, M G	106,687	619
Thun, P N	75,411	1,545
Tilt, M H	75,349	823
Timm, T R	190,269	9,779
Tolusso, A V	78,092	-
Toneguzzo, P	94,608	477
Touchet, D P	77,318	-
Trenter, P A	85,726	-
Trydal, R E	102,138	-
Tsisserev, A	105,448	1,280
Turkington, B J	98,528	-
Twynstra, M	95,765	209
Tyson, D	94,608	3,060
Underwood, C	91,902	524
Underwood, P S	104,113	-
Uunila, A T	92,497	-
Vaisbord, P	84,881	1,206
Van Bergen, D	75,349	3,019
Van Kemenade, I	97,449	2,346
Vanasse, M	75,262	2,428
Vass, M	82,776	-
Verappan, D	85,684	3,281
Vistaunet, B	78,793	-
Vohra, I	85,978	-
Von Minden, M E	75,838	-
Vulliamy, M F	96,384	481

**SCHEDULE OF REMUNERATION, CONFERENCES, COURSES & TRAINING  
EMPLOYEES EARNING OVER \$75,000**

**CITY OF VANCOUVER**

<b>Name</b>	<b>Remuneration</b>	<b>Conferences, Courses &amp; Training</b>
Wagner, D J	75,674	-
Wallace, S	102,342	5,981
Wallack, D F	81,013	50
Walton, T A	104,113	2,123
Wan, K	80,918	3,482
Ward, D A	83,708	-
Ware, R M	84,328	-
Warkentin, G S	78,228	-
Warren, C H	118,488	316
Watson, M G	85,021	-
Watt, C B	81,075	-
Watts, M H	82,891	-
Watts, R M	82,595	134
Webb, S M	77,890	-
Weidner, H G	76,842	3,155
Wells, F H	75,679	-
White, M E	83,578	722
Whitehead, A G	82,595	-
Whitlock, R W	93,957	3,614
Whitney, P	166,604	4,616
Whitty, E	82,939	55
Wice, S G	77,335	-
Widdess, R B	94,297	450
Wightman, M B	98,752	-
Williams, E S	83,391	-
Williams, J C	92,544	475
Williams, R	102,138	957
Williams, R J	95,932	-
Willis, M A	78,372	-
Wilson, C	75,349	-
Wilson, D A	75,079	-
Wilson, D E	83,643	-
Wilson, G	75,349	4,689
Wilson, J R	89,504	134
Wilson, K J	84,665	-
Wilson, R M	89,159	2,025
Windsor, B D	98,160	-
Woff, J G	75,349	-
Wong, B	80,701	645
Wong, C	82,891	-
Wong, D	75,274	4,372
Wong, F L	75,349	-
Wong, M W	88,564	2,952
Wong, P M	88,065	-
Woo, H	89,012	287
Wood, D R	90,808	-
Wotherspoon, P A	102,941	65
Wright, G	75,349	1,821
Wylie, D F	87,179	538
Yaremy, J W	85,326	-
Yee, M	77,529	583
Yeomans, R	95,822	-
Young, C	79,029	-
Young, J	87,637	531

**SCHEDULE OF REMUNERATION, CONFERENCES, COURSES & TRAINING  
EMPLOYEES EARNING OVER \$75,000**

CITY OF VANCOUVER

<b>Name</b>	<b>Remuneration</b>	<b>Conferences, Courses &amp; Training</b>
Zacharuk, M J	77,903	-
Zagar, A M	79,203	-
Zanotto, A J	80,887	-
Zelter, C T	85,131	1,195
Zokol, N M	78,709	-
Zora, M W	164,476	1,055
Zschoch, M	79,560	2,368
Zweng, T S	104,021	-
Zworski, T	119,900	933
Total	68,745,234	586,791
Under \$75,000	262,125,761	-
Grand Total	\$ 330,870,995	\$ 586,791

The variance between the remuneration schedule and the salaries and benefit expenses reported in the consolidated financial statements of the City are attributable to a number of factors including:

- the remuneration schedules are based on actual payments made in the year (including payouts of vacation, gratuity, overtime banks) whereas the financial statement figure is determined on an accrual basis.
- the remuneration includes taxable benefits which are recorded at full cost in the financial statements and includes items such as parking, leased vehicles and medical benefits.

<u>Number of Agreements</u>	<u>Equivalent Number of Gross Monthly Salary</u>
9	1 - 9

Prepared under Financial Regulation Schedule 1, Section 6 (7)

This page is intentionally blank.



**SCHEDULE OF PAYMENTS  
TO SUPPLIERS OF  
GOODS AND SERVICES**

**(OVER \$25,000)**

- ◆ CITY OF VANCOUVER
- ◆ VANCOUVER BOARD OF PARKS AND RECREATION
- ◆ VANCOUVER POLICE BOARD
- ◆ VANCOUVER PUBLIC LIBRARY

PREPARED UNDER THE FINANCIAL INFORMATION REGULATION  
SCHEDULE 1, SECTION 7 (1)

2010 Legacies Now	33,216	Arbor Body Shop (1980) Ltd	35,513
329128 British Columbia Ltd	880,170	Arctic Power System BC Ltd	47,192
3M Canada Co.	345,499	Arete Safety & Protection Inc	40,034
3R Demolition Corp.	117,649	Articulate Design	28,187
4Refuel	1,036,780	Associated Engineering	25,281
4Th Utility Inc	50,885	Associated Fire & Safety	364,026
A & A Anderson Tank Service Ltd	90,266	Astrographic Industries Ltd	93,542
A & N Trucking 1986 Ltd	107,552	Ateeq Trucking Ltd	101,394
A A Audio Lab	25,814	Atfocus Inc	229,190
A Randhawa Trucking	55,328	Atika Heritage Restorations Inc	74,472
A W Fireguard Supplies	75,357	Atlas Anchor Systems (BC) Ltd	51,261
A. C. Paving Co. Ltd	79,703	Atlas Group	134,675
A.C. Van Egmond Export B.V.	37,927	Atlas Wine Merchants	68,756
A.R. Mower & Supply Ltd	106,903	Aufiero Terra Landscaping 2004	47,640
AA Headsets & Beyond Inc	37,152	Aulak Trucking	101,853
Aaaaah-So Easy Mobile Mini-Storage	29,543	Autodesk Inc-Dept 8	255,211
AB Scale Model Ltd	29,954	Automotive Resources Inc	40,781
Abrahamson, Karen	25,856	Avenue Machinery Corp.	31,935
Access Law Group	68,606	Axidata Inc	508,569
Acklands-Grainger Inc	1,521,927	B.A.T. Construction Ltd	64,382
ACM Environmental Corporation	51,596	B.C. Communications	31,741
Actes Environmental Ltd	469,023	Barclay Street Real Estate	25,309
Action Athletic Wear & Crest Ltd	31,879	Barnes Wheaton Pontiac Buick GMC Ltd	71,062
Action Glass	89,594	Barnett Family Holdings Inc	56,281
Active Fitness Equipment Services	28,825	Bartle & Gibson Co. Ltd	262,108
Acton Ostry Architects Inc	316,842	Basalite Concrete Products	28,952
Advanced Pest Control	80,380	BC Buildings Corp.	172,840
Advantage Thermal Services	41,525	BC Comfort Air Conditioning Ltd	143,761
Advertising Specialties Unlimited	34,145	BC Entertainment Hall Of Fame Soc.	35,592
Aercoustics Engineering Ltd	45,134	BC Hardwood Floor Co. Ltd	68,298
Air Canada	241,097	BC Hydro	9,450,621
Air Liquide Canada Inc	84,504	BC Online	71,782
Airmax Air Purification Systems Inc	80,160	BC Rentals Ltd	56,982
Airtec	81,380	BC Rubber Supply Ltd	31,102
Alara Environmental Health & Safety Ltd	53,982	BCIT	44,481
Alaskan Copper & Brass Co.	30,527	BCP Express - Vancouver	67,138
Albrecht , Jim	127,874	BCP Plumbing	76,923
Alexander Construction Ltd	3,260,619	Beatty Floors Ltd	101,449
Alla Cabinet (2002) Ltd	41,352	Beck Drilling & Environmental Services Ltd	215,034
Allegis Group Canada Corp.	176,124	Beefway Meats Ltd	25,800
Allegro Mobile Solutions	242,250	Bees Sentinel Services Ltd	522,116
Alltex Equipment Ltd	83,073	Belco Electric Company Ltd	26,910
ALS Environmental	84,076	Bell Canada	550,663
Alsco Uniform & Linen Services	40,173	Bell Machinery Ltd	98,640
Altec Industries Ltd	289,157	Bell Mobility Inc	184,999
Amec Earth & Environmental Ltd	31,768	Belpacific Excavating/Shoring Ltd Partnership	1,230,361
Ameresco Canada Inc	1,386,958	Benny Foods Ltd	184,606
Anderson Plumbing & Heating	29,707	Bentall Property Mgmt Inc	245,375
Anderson Sod Farm Ltd	31,565	Better Blend Coffee Ltd	46,072
Andrew Sheret Ltd	360,276	Better Environmentally Sound Transportation	110,781
Angus One Ltd	46,876	BFL Canada Insurance Services Inc	1,474,000
Animal Care Clinic False Creek/Fairview	77,701	Bhagat Virk Trucking	99,240
Anixter Canada Inc	42,361	Big Bold Beautiful Banner Co.	126,376
Ansan Traffic Control	1,711,423	Bing Thom Architects	250,435
Anthony Jones & Associates	45,552	Birmingham & Wood Architects & Planners	463,078
Apex Communication Inc	54,739	Black & Mcdonald Limited	74,802
Apex Tent & Event Rentals	51,972	Blackbear Excavating Ltd	101,654
Aramark Canada Facility Services	1,357,336	B-Line Tire & Auto Supply (BC)	30,793

Bloom Communications	46,586	Canadian Police College	46,631
Blue Max Lighting & Emergency Equipment	238,896	Canadian Red Cross Society	33,531
Bobcat Country Sales Inc	53,317	Canadian Tire	26,928
Borden Ladner Gervais In Trust	48,000	Canadian Wireless Technologies	54,672
Brady's Excavating	122,314	Cannor Nurseries Ltd	100,538
Brandt Tractor Ltd	57,890	Canpro Pacific Services Inc	30,256
Bres LP ITF Sun Life Assurance Co.	71,546	Canuel Caterers	51,119
BRI Resource	40,751	Canwest Cutting & Coring	488,841
Bridge Communications	90,665	Care Pest & Wildlife Control Ltd	46,073
Bridgeport Graphics Ltd	34,694	Carleton Rescue Equipment	44,178
Brink's Canada Limited	30,542	Carlson Wagonlit Travel	33,307
Bristol Industrial Sales Co.	224,066	Carlson, Dana	42,161
Britannia Community Services Centre	1,993,752	Carswell	47,328
Britco Leasing Ltd	48,339	Cascade Wear Ltd	130,859
Brite-Lite Wholesale Lighting Distributors	220,824	Cascades Resources	99,293
British Columbia Corps Of Commissionaires	174,524	Catalyst Creative Inc	129,238
BC Professional Fire Fighters' Burn Fund	60,545	CCD Structural Services Inc	50,796
British Columbia Safety Authority	62,101	CCG Systems Inc	32,299
Broadway Locksmith Ltd	39,674	CDS & Co.	22,565,901
Broadway Refrigeration & Air Con. Co. Ltd	33,657	Cedar Crest Lands (BC) Ltd	535,257
Brooks Corning Co. Ltd	615,025	Cellcom Wireless	42,974
Brown Bros Ford	31,484	Centaur Products Inc	81,114
Brown Bros Motor Lease Canada Ltd	60,836	Centennial Food Service	142,447
Brown, Lorna	26,818	Central Heat Distribution Ltd	392,978
Bruce Carscadden Architect Inc	28,446	Central Pacific Trucking Ltd	70,888
Buckland & Taylor Ltd	64,379	Ceysens & Bauchman Barristers & Solicitors	53,130
Budget Rent A Car	49,010	Chapman Burner & Heating Service Ltd	36,426
Build. Opportunities With Bus. Inner City Soc.	339,300	Charles Industrial Supply	493,375
Bulls-Eye	117,070	Charter Telecom Inc	142,386
Busby Perkins & Will	357,256	Chen & Leung In Trust	97,644
Buster's Towing (1987) Ltd	443,865	Chernoff Thompson Architects	63,685
Busy Bee Drycleaning	38,167	Chevron	7,618,509
C.A.P. Ventures Ltd	57,797	Chinese Community Policing Centre	117,399
Calco Equipment (BC) Ltd	486,620	Christie Lites (Vancouver) Inc	33,123
Calibre Health Services Inc	716,850	Churchill Armoured Car Service	130,295
Calona Wines Ltd	25,786	Cimco Refrigeration	48,030
Cambie Business Association	100,000	Cintas	162,534
Cambie Plumbing & Heating Ltd	48,626	CIT Financial Ltd	27,800
Cambridge Plumbing Systems Ltd	155,821	City Elevator Ltd	116,836
Campbell & Grill Ltd	146,051	City Farmer	132,082
Canada Bread West	67,909	City Square Property Holdings Inc	354,670
Canada Law Book Inc	41,503	Claymore Clothes (1982) Ltd	148,199
Canada Line Rapid Transit Inc	7,269,663	Cleartech Industries Inc	140,750
Canada Mortgage & Housing Corp.	38,207	Cloverdale Paint Inc	35,665
Canada Pipe Co. Ltd	843,934	CMDT Systems	43,175
Canada Post Corporation	426,186	CMHC	335,007
Canada Scaffold Supply Co. Ltd	33,622	Coal Harbour Arts Complex Society	81,079
Canada Spring Mfg (1988) Inc	27,435	Coast Hudson Ltd	73,440
Canada Ticket	42,125	Coast Mountain Buslink Accounting Serv.	460,456
Canadian Communication Products Ccp	30,757	Coast Paper	34,557
Canadian Dewatering Ltd	723,058	Coast Salish Arts	55,000
Canadian Drafting & Engineering Supplies Ltd	142,730	Coastal Ford Sales Ltd	2,043,860
Canadian Electro Drives (1982) Ltd	35,130	Cobra Electric	62,933
Canadian Fuel Oil Polishing (1995) Ltd	54,355	Coca-Cola Bottling Ltd	305,222
Canadian Linen Supply	87,103	Coinamatic	37,083
Canadian Management Centre	79,131	Colcanada Trading Corp.	43,889
Canadian Pacific Railway Co.	119,856	Colliers International Realty Advisors Inc	39,376
Canadian Pest Control Ltd	56,839	Collingwood Business Improvement	172,500

Collingwood Neighbourhood House Soc.	224,799	Destination Auto Group	71,324
Collingwood Policing Centre	120,650	Detroit Diesel-Allison BC	100,863
Collins, John	59,868	DGBK Architects	200,545
Columbia Bitulithic Limited	1,566,054	Dhaliwal Trucking	124,292
Columbia Restoration Company Ltd	29,064	Dhillon Charan Singh	97,605
Commercial Drive Business Society	226,347	Dianne & Don's Bldg Maintenance	53,097
Commercial Electronics Ltd	52,641	Dibco Underground Ltd	912,722
Commercial Marketing Inc	54,065	Diebold Election Systems	48,239
Commercial Telecom Group Inc	35,817	Dietlein Construction Inc	187,758
Commissionaires	45,083	Dillon Consulting Limited	108,106
Commonwealth Historic Resource Mgmt Ltd	74,960	Direct Energy Business Services	2,517,939
Compass Group Canada (Beaver) Ltd	85,495	Direct Equipment West Ltd	179,078
Compass Resource Management	85,713	Directional Mining & Drilling Ltd	161,872
Complete Innovations	40,928	Dobell Advisory Services	31,879
Computer Associates Canada Ltd	53,165	Dodwell Realty Ltd	33,437
Computershare Trust Co. Of Canada	6,666,901	Dominion Fairmile Construction Ltd	5,824,280
Concept Finishes Ltd	29,141	Donald Flooring Contract Sales Ltd	68,517
Concert Real Estate Corporation	195,653	Douglas Lake Equipment LP	44,726
Concord Security Corp.	28,345	Douglas Park Community Assn.	115,644
Constantine Barbara	53,194	Downtown Lock 'N' Key Ltd	33,577
Continental Roofing	169,833	Downtown Van. Business Improvement Assn.	1,881,753
Contour Landscaping	25,088	Draeger Canada	63,533
Coral Sales Company	29,454	Dream Rider Theatre Soc.	43,681
Coriolis Consulting Corp.	175,021	DTM Systems Corporation	36,816
Corix Water Products Inc	844,678	Dueck Chevrolet Old Cad Ltd	63,373
Corp. Of Delta	3,741,386	Dueck Pontiac Buick GMC	25,434
Costless Express	43,722	Dunbar Community Cent. Assn.	307,013
Coyne & Associates	28,742	Duocom	25,254
CPL Systems	47,879	Durante Kreuk Ltd	79,201
Cramond-Malkin, Pamela	50,000	Duron Pacific Restorations Ltd	120,010
Creative Battery Systems	77,791	Dye & Durham	45,521
Crossin & Coristine Barristers & Solicitors	40,184	Dyna Engineering Ltd	67,268
Crystal Glass Canada Ltd	29,113	Dynix	90,295
CSDC Systems Inc	119,339	Dyplex Communications Ltd	91,079
Cummins Western Canada	39,337	E Division Officer's Mess	45,614
Curt T. Griffiths Ltd	118,868	E. Lees & Associates Consulting Ltd	245,782
Custom Loading Ltd	769,877	E.B. Horsman & Son	233,880
Custom Protect Ear Inc	40,990	E.S.K. Enterprise Ltd Commercial Cleaning	207,361
D & B Auger Services	33,294	Eagle West Truck & Crane Inc	55,319
D L Watts Flooring (1994) Ltd	29,576	Earl Francis Pro Shop	131,368
D.G. Regan & Associates Ltd	33,571	Earth Tech Canada Inc	129,385
Dams Ford Lincoln Sales Ltd	194,662	East West Plastic & Electric	36,439
Danco Equipment Inc	422,400	EBA Engineering Consultants Ltd	121,059
Dang, Steven R.	38,353	Ebsco Canada Ltd	367,799
Datanet Imaging Systems	170,507	Eburne Hauling & Loading Ltd	28,236
Daves Surplus	59,531	ECL Envirowest Consultants Ltd	38,639
Davie Village Business Improvement	160,000	E-COMM	17,763,366
Davis & Company	157,242	Econo-Wise Office Furniture	28,319
Davis & Company In Trust	813,495	Ecowaste Industries Ltd	47,927
DB Perks & Associates Ltd	61,963	Eddy Moore Trucking	95,550
DBM Refrigeration Ltd	25,612	Edenvale Restoration Specialists	208,199
Decisionone Corporation	299,703	Edgewood	26,536
Dekra-Lite Industries Inc	25,861	Eecol Electric	120,252
Del Equipment	186,745	Elisabeth Rechsteiner, In Trust	340,584
D-Elements Designing Services Inc	37,763	Elliott Investigations	28,402
Deloitte & Touche LLP	106,377	EM Plastic & Electric Prod Ltd	31,421
Demco Disposal Service Ltd	30,362	Emco Corporation	420,779
Design Granted Cabinets & Millwork Ltd	25,161	Emergeo Solutions, Inc	31,913

Ensign Pacific Lease Ltd	55,828	G&R Singh & Son Trucking Ltd	154,398
Enterprise Geoscience Services Ltd	31,438	G. Brar & Sons	30,313
Enterprise Paper Co. Ltd	253,189	G. Magus Excavating Ltd	127,438
Enterprise Project Management Ltd	29,454	G. Mann Trucking	107,242
Enterprise Rent-A-Car	299,612	G. Trasolini Contractors Ltd	111,656
Entire Building Svces Ltd	160,170	Garda	365,648
Epic Data Inc - Adc Solutions Group	198,192	Gardens By Nature Landscape Services	79,639
Epo Inc (Epost)	74,963	Gary Pharness & Associates Ltd	148,753
ESC Automation Inc	111,972	Gas Analytical Systems (BC) Ltd	53,185
Esri Canada Ltd	29,545	Gastown Business Improvement Soc	385,000
Evergro	165,394	GE Canada Leasing Services Company	30,266
Evin Industries Ltd	27,216	GE Security Canada	122,571
Excelsior Building Mtce Ltd	70,381	General Paint	117,389
Executive Building Maintenance Inc	126,652	Genius Uniform & Garment Mfg. Ltd	223,708
Executive Lock & Safe Ltd	42,503	Geo H Hewitt Co.	42,648
Exit Certified Corp.	41,863	Geomap GIS	38,377
Extreme Welding & Fabrication	139,379	Geopac West Ltd	1,061,457
Fairmeade Investments Ltd	36,093	George Bubas Motors Ltd	178,042
False Creek Community Association	67,175	George Wong & Co. In Trust	300,227
False Creek Industries Ltd	34,739	Geoware Inc	53,643
Family Maintenance Enforcement Program	126,242	Gescan	113,017
Family Services Of Greater Vancouver	258,885	Gladding McBean	161,865
Farm Tek Turf Services Inc	64,922	Global 360, Inc	116,526
Farris, Vaughan, Wills & Murphy	587,651	Global Rental Canada, Ulc	154,579
Fasken Martineau Dumoulin In Trust	432,831	Glory Ewen In Trust	121,285
Fast First Aid & Survival Technologies Ltd	95,899	Glotman Simpson Consulting Eng	25,157
Fast Trac Enterprises Ltd	228,655	Go Wireless, Inc	61,736
Fast Track To Employment	199,802	Gold Key Pontiac Buick Ltd	28,657
Fcd First Choice Waste Disposal Ltd	28,935	Golder Associates Ltd	335,304
Federation Of Canadian Municipalities	76,310	Goodbye Graffiti Inc	275,136
Fieldturf Inc	319,446	Grand & Toy	372,295
Final Grade Xcavation	61,851	Grandview Blacktop Ltd	699,065
Finning International Inc	400,233	Grandview Woodland Com. Police Office Soc.	116,250
Fiona Bowie Studios	74,900	Grant Thornton LLP	30,133
Fitness Depot Commercial Inc	52,502	Granville Island Brewing	57,712
Fitness Solutions	28,124	Great West Life	1,794,433
Fleming Decal & Sign Ltd	36,680	Greater Vancouver Crime Stoppers	25,280
Flexahopper Plastics	44,788	Greater Vancouver Regional District	187,935
Flora Design Landscaping & Maintenance Inc	209,114	Greater Van. Sewerage & Drainage District	37,710,126
Fonex Data Systems Inc	36,495	Greater Van. Transportation Authority	33,300
Forestar Golf Sales Ltd	29,565	Greater Van. Water District	35,898,806
Fortran Traffic Systems Ltd	26,223	Green Line Hose & Fittings (BC) Ltd	33,305
Forum Group	74,680	Green Valley Fertilizer Ltd	36,240
Forzley, Richard	32,518	Greenfield Partners	26,179
Four Star Waterworks Ltd	357,949	Greenline Golf & Turf Equip Ltd	159,736
Franklin Covey Canada	37,007	Greenlite Traffic	67,458
Fraser River Pile & Dredge Ltd	2,889,459	Greg Bubas/Victoria Excavating	112,578
Fraser Valley Controls Ltd	678,572	Grouse Mountain Resorts Ltd	32,411
Fraser Valley Equipment Ltd	79,921	Grover Elliott & Co. Ltd	30,687
Fred Surridge Ltd	45,980	Guillevin International Co.	484,326
Fred Welsh Ltd	46,936	GYR Enterprises Inc	72,739
Freightliner Of Vancouver Ltd	844,827	Haebler Construction Projects Inc	6,678,204
Fricia Construction Inc	135,029	Halcyon Traffic Control Ltd	257,224
Friesen Equipment Ltd	82,058	Halifax Regional Library	101,538
Fujitec Canada Inc	102,627	Hanley Agencies Ltd	58,970
Full Spectrum Coaching	41,611	Hans Trucking Ltd	48,208
Future Shop	36,420	Harassment Solutions Inc	40,906
FVB Energy Inc	231,347	Harm Reduction 2006 Soc.	175,000

Harrington Industries Ltd	30,795	International Machinery Sales Inc	86,606
Harry Powar Trucking	96,048	International Paper Industries Ltd	672,243
Harvey's Stores Ltd	80,837	International Truck & Engine Corp.	460,263
Hastings Community Association	35,647	Interprovincial Traffic Services Ltd	501,390
Hastings North Area Planning Assn.	116,450	Intertrade Canada Limited	49,953
Hastings North Business Improvement	250,000	Interwest Property Services (1991) Ltd	25,239
Hazco Environmental Services Ltd	1,148,349	Iron Mountain Canada Corporation	91,887
Hazmasters Environmental Controls Inc	90,192	Irving Tire Ltd	119,979
Health Quest	38,803	Irwin Seating Company Inc	41,801
Healthserv Professionals Inc	37,182	Italy Restaurant & Delicatessen	28,946
Hemispheres Security Investigation Corp.	36,380	J & G Trucking	32,954
Hemlock Printers Ltd	68,128	J & M Trucking	128,795
Henderson Recreation Equipment Ltd	26,660	J .Brown Trucking Co. Inc	145,792
Henry, Karen A.	52,769	J. Bhinder Trucking	61,944
Heritage Office Furnishings Ltd	334,969	J. M. Campbell Cleaning Service	56,438
Hetek Solutions Inc	30,496	J. R. Virk Trucking Ltd	95,924
Hilti (Canada) Limited	52,376	J.S. Sanghera Trucking	89,610
Hi-Pro Coatings	30,086	Janet Helm Presents	30,634
Holaco Construction (1997) Ltd	83,796	Jang Cheung Lee Chu, In Trust	880,645
Holiday Inn	50,684	Janitors' Warehouse	863,309
Holland Imports Inc	27,017	Je Maintiendrai Home Soc	44,468
Honeywell Limited	72,759	Jerry Williams Excavating Ltd	56,794
Horizon Distributors	35,873	Jim Cook Trucking	94,091
Horseshoe Press Inc	37,620	Jitendra Desai In Trust	31,009
Horseshoe Star Holdings Ltd	151,600	JJM Construction Ltd	3,599,483
Horus Computer Services	34,252	Joints	50,015
Hoskin Scientific Ltd	28,437	Jones, Sharon	41,348
Hothi Trucking	42,976	JSI Telecom Division Of Jatom Systems Inc	51,328
Hotson Bakker Architects	76,027	Judi Korbin Inc Arbitration & Mediation	25,541
Houle Electric Limited	54,475	Justice Institute Of BC	68,355
Hub Fire Engines	71,988	Kal Tire	573,670
Hubner, Travis	47,139	Kalef Consulting	92,304
Hughes Condon Marler Architects	879,302	Karyo Communications	136,782
Hurst, Phil	121,936	Kask Brothers Division Of Lafarge Canada Inc	1,742,253
Husky Oil Ltd	192,798	Kavanagh, Jean	46,918
Hutchinson Nursery Sales Ltd	27,115	KCC 4Th Avenue Business Improvement	135,000
I2 Inc	53,426	Kee-Lok Security Supplies Ltd	29,861
IBM Canada Ltd	457,941	Keith Plumbing & Heating Co. Ltd	155,818
ICI Canada Inc	39,689	Keller Equipment Supply Ltd	67,521
ICI Paints (Canada) Inc	33,211	Kelly, Ann	29,797
Idaz Construction	122,483	Ken Bradley Trucking & Excavating Ltd	91,138
Ideaca Knowledge Services Ltd	29,960	Ken Wallsmith Contracting	133,632
Ideal Distributors Ltd	33,998	Kendrick Equipment Ltd	33,624
Identacam Systems Inc	54,707	Kenny's Trucking	62,418
Imperial Oil	316,974	Kensington Com. Cent. Assn.	30,072
Imperial Paving Ltd	341,960	Kerr Wood Leidal Associates Ltd	206,979
Industrial Engines Ltd	29,223	Kerrisdale Business Assn.	334,000
Infinity Gear, LLC	32,491	Kerrisdale Community Centre Society	34,894
Information Builders (Cda) Inc	103,863	Kerrisdale, Oakridge, Marpole Crime Preven. Soc	116,453
Inglis, Gordon	52,075	Keso Turf Supplies	45,555
Inland Kenworth	34,663	Keystone Environmental Ltd	326,089
Innovative Manufacturing Inc	28,862	KGC Fire Rescue Inc	784,921
Inprotect Systems Inc	99,366	Killarney Community Centre Soc	89,528
Insurance Corp. Of BC	1,782,531	Kingsgate Mall LP	185,656
Intercontinental Truck Body Inc	259,580	Kitsilano Community Center Asssocation	223,961
Intergraph Canada Ltd	66,407	Kiwassa Neighbourhood House	96,000
Interior Electronics	58,576	Knight Safety Ltd	157,337
International Crowd Management Inc	46,700	Kodiak Trucking & Equip Ltd	1,083,246

Kone Inc	248,712	Marpole Business Association	135,500
Konica Minolta Business Solutions Ltd	189,493	Mar-Tech Underground Services Ltd	211,323
Koppert Canada Ltd	32,292	Martello Property Services Inc	102,990
Korn / Ferry International	159,575	Massie, Douglas L.	53,457
KPMG LLP	210,900	Maxwell Floors Ltd	53,040
Kristo's Glass Services Inc	57,310	McAsphalt Industries Ltd	51,522
L & L Painting & Sandblasting	339,979	McElhanney Consulting Services	54,103
L & M Backhoe Services Ltd	376,175	McEwen, Sean	29,941
L S Quality Maintenance & Repairs Serv.	70,744	McGregor & Thompson Hardware Ltd	66,793
La Hawk Enterprises Ltd	68,266	McRae's Environmental Services Ltd	790,036
Lafarge Canada Inc	2,684,981	MD Charlton Co. Ltd	96,652
Land & Water British Columbia Inc	169,249	MDE Electrical Contractors Ltd	72,357
Lawnboy Enterprises Ltd	105,080	Med-Eng Systems	28,468
Lawson, Lundell In Trust	174,662	Medical Serv. Plan Of BC	3,468,793
Leadership & Learning Collaboratory	31,800	Medisys Corporate Health Serv.	299,394
Lehigh Northwest Cement Ltd	53,267	Medtronic Of Canada Limited	55,832
Lens & Shutter	31,607	Mega-Tech	78,980
Levelton Consultants Ltd	194,921	Metro Motors Ltd	51,764
Levitt-Safety Limited	254,060	Metro Parking Ltd	94,102
LexisNexis Canada Inc	54,454	Metro Roofing & Sheet Metal	105,058
Li, Joseph	34,211	Metro Testing Laboratories Ltd	38,668
Liberte Contracting	99,360	MGCG Ltd	28,500
Life Fitness	69,181	Micro Com Systems Ltd	47,785
Lifesaving Society	25,363	Microserve, V8205	3,296,045
Little Mountain Neighbourhood House	167,853	Microsoft Canada Co.	71,904
Livingston International Inc	89,625	Midland's Workwear Plus	120,869
London Drugs	63,963	Mike Douglas Excavating	116,738
Lonetrack Equipment Inc Attn: Trevor Ward	87,103	Mike's Building Restoration Ltd	75,195
Lord Strathcona Elementary School	59,000	Millennium Southeast False Creek Properties	764,594
Lordco Parts Ltd	80,545	Miller Cartage & Contracting Ltd	44,294
Lower Mainland Fast Freight	49,062	Milliken & Co. Agencies Ltd	164,980
Lufthansa	33,828	Mills Basics	545,565
Lukan, Alice D	32,209	Ming Pao Daily News	33,524
Luna Management Ltd	77,155	Minister Of Finance	1,629,021
Lundrie's Law Office, In Trust	72,984	Ministry Of Public Safety & Solicitor General	1,638,127
Lynch, Almute	30,190	Miso Gardening & Landscaping	50,503
M & L Painting Ltd	28,007	Mitchell Press Limited	59,261
M J Pawlowski & Associates	26,942	Mitel Networks Corporation	28,101
M&T Air Conditioning Ltd	88,919	Mixer Systems Inc	290,217
M.P. Pro Painting	91,947	Modu-Loc Fence Rentals Ltd	54,718
M/A-Com Private Radio Systems Corp.	58,298	Montcap Financial Corporation	28,802
Macher Equipment Ltd	42,954	Montel	55,220
Mackay Mynett Valuations Inc	28,178	Moody's Investors Service	42,800
Magee, Seja	40,101	Morane Industries Ltd	31,037
Magnus Booth	191,056	Morrow Environmental Consultants Inc	757,205
Mahil Trucking	112,168	Morse Construction Ltd	416,071
Mainland Demo Contracting Ltd	1,170,823	Mortal Coil Performance Soc	159,699
Mainland Information Systems Ltd	335,344	Morton Clarke & Co. Ltd	39,887
Mainland Labour Contracting Ltd	339,238	Motorola Canada Ltd	130,531
Mainland Sand & Gravel Ltd	1,721,960	Mott Electric	26,665
Mainroad Contracting Ltd	408,024	Mount Pleasant Commercial	100,000
Malcolm Campbell & Son Ltd	29,570	Mount Pleasant Commercial Improvement Soc.	100,000
Mancorp Industrial Sales Ltd	26,852	Mount Pleasant Community Centre/Assn.	34,381
Maple Leaf Tree Movers Ltd	40,074	Mueller Flow Control	865,502
Marathon Athletic Surfaces Inc	103,890	Mundi Trucking Ltd	119,957
Marine Roofing (1996) Ltd	407,956	Municipal Finance Authority Of BC	28,719
Marine Roofing Repair & Mtce Serv. Ltd	77,132	Municipal Pension Plan	41,530,073
Mark Suttle Agencies Ltd	217,138	Murray-Latta Machine Co. (1988) Ltd	130,154

Musqueam Ecosystem Conservation Soc.	122,120	Pacific Controls Ltd	42,978
Mustel Group	65,902	Pacific Corporate Trust Company	312,000
Mutual Construction (2000) Ltd	1,350,840	Pacific Cutting & Coring Ltd	168,801
N.D. Graphic Products Limited	76,388	Pacific Door Closer Service Ltd	38,656
Napa	484,827	Pacific Fasteners Ltd	33,021
Nashco Consulting Ltd	85,190	Pacific Newspaper Group	241,965
National Car Rental	130,703	Pacific Risk Management Corp.	52,733
National Energy Equipment Inc	111,987	Pacific Safety Products Inc	434,586
Nedco Div. Of Westburne Ind. Ent Ltd	113,327	Pacific Wholesale Appliances	34,031
Neopost	65,262	Padam, A	80,687
Neptune Food Service	215,023	Pape Machinery Inc	351,552
Neptune Technology Group	64,236	Pardaman Sekhon	52,157
Netex Canada Netting Inc	59,796	Parker Pacific Equipment Sales	515,039
Neufeld W. R.	120,165	Parking Corp. Of Vancouver	324,856
New Line Hose & Fittings	120,174	Parkwood Construction Ltd	4,558,606
New Moon Excavating Ltd	67,536	Pascoe Williams Mechanical Inc	33,852
New West Gypsum Recycling (BC) Inc	233,766	Pattison Sign Group	31,577
Newalta	109,323	Paul's Radiator (1985) Ltd	34,030
Newton, Kelly	62,421	Paving Solutions	87,404
Nexient Learning Inc	1,145,351	Pedre Contractors Ltd	2,232,671
Nexinnovations Inc	41,508	Pell Business Equipment	27,573
Nexint Learning	57,924	Performance Sawing & Drilling Ltd	42,835
Next Environmental Inc	37,491	Perryman, Gavin N.	39,269
Nichols, W.	105,521	Perspectives Human Relations Consultants Inc	59,931
Nicholson, Terry	56,649	Peter Woo Notary Public	30,651
Nilex Inc	77,228	Petro-Canada	195,191
Norben Electric Ltd	35,093	Petula, Jayne	26,263
Norseman Plastics Limited	37,849	PHH Canada Inc	307,497
North Fraser Port Authority	50,867	Phillips Farevaag Smallemberg	46,330
North Sky Consulting	64,347	Phoenix Enterprises Ltd	389,201
North Star Parking Services Ltd	49,661	Phoenix Media Direct	29,373
Northern Building Supply Ltd	433,641	Phoenix Restoration Services	84,122
Northern Innovators Inc	34,852	PHS Community Services Soc.	130,178
Northland Chipper Sales Ltd	44,451	Pickering Safety	78,677
Nova Pole International Inc	469,085	Pinton Forrest & Madden	27,820
Novacom Construction Ltd	108,286	Pipe Genie Manufacturing	46,245
Novax Industries Corporation	540,427	Piroche Plants Inc	25,359
Oakcreek Golf & Turf Inc	562,427	Pitney Bowes	26,350
Oakley Canada Inc	36,608	PJ White Hardwoods Ltd	56,106
Oakridge Centre Vancouver Holdings Inc	489,909	Planetworks	63,345
Ocean Construction Supply Ltd	965,203	Playtech Distributors Inc	27,121
OCLC, Inc	53,053	Plaza 500 Hotel	55,396
Okanagan Spring Brewer	58,395	Pod Produce	26,465
Omni Security Systems Ltd	91,741	Point Grey Village Business	70,000
Oracle Corporation Canada Inc	59,918	Poirier, Raymond	109,019
Otis Canada, Inc	39,617	Polar Bear Corporate Education Solutions	90,108
Overhead Door Company	102,301	Polycrete Restorations Ltd	212,550
P. S. I. Fluid Power Ltd	114,082	Pop Packaging Inc	30,494
Pacblue Digital Imaging Inc	60,156	Port Coquitlam & District Hunting & Fishing Club	79,004
PACE	81,466	Poschner Construction (88) Ltd	2,382,444
Pace Illumination Corp.	33,289	Postage By Phone	100,175
Pacific Arborists Supplies Ltd	26,375	Potluck Catering	44,106
Pacific Blasting & Demolition Ltd	60,331	Pottinger Gaherty Environmental Consult. Ltd	45,676
Pacific Blue Cross	10,206,055	PPE Labs	25,549
Pacific Bolt Mfg. Ltd	54,033	Precision Mounting Technologies	50,647
Pacific Centre Leaseholds Limited	1,864,706	Premier Envelope	90,060
Pacific Coast Heavy Truck Group	83,431	Premier Security Service	429,984
Pacific Community Resources Society	35,308	Premium Printing	60,913



Pressed Metal Products Ltd	39,300	Rogers AT&T	416,717
Prime Corp.	71,034	Rogers Cantel	37,006
Pro Tool	243,071	Rogers Telecom Inc	337,532
Proactive Resolution Inc	41,238	Rollins Machinery Ltd	287,447
Pro-Can Construction Group Corp.	119,985	Roper Greyell Barristers & Solicitors	382,692
Progressive Messenger Ltd	164,574	Rose Security Services Inc	441,798
Pro-Line Fence	41,986	Ross, Robert G	33,347
Proscenium Architecture Inc	283,119	Roundhouse Community Arts & Recreation Soc.	118,129
Protech Vehicle Systems Inc	76,969	Roundhouse Community Centre Association	59,114
Public Library Interlink	131,352	Royal Bank Of Canada	7,500,000
PWL Partnership Landscape Architects Inc	346,729	Royal Trust Corporation	56,770
Qualichem Industrial Products Ltd	81,208	Ruben, Anderson	32,150
Quantum Lighting Inc	146,701	Ruskin Construction Ltd	1,140,756
Quantum Remediation Service	5,908,711	Russell A. Farrow Limited	399,552
Quest Software	36,527	Russell Food Equipment	43,697
Quilicum Environmental Services	66,036	S Chahal Trucking	84,252
R. Bury Media & Supplies Ltd	89,427	S K Sanitary Specialties Mfg Ltd	156,876
R. Kim Perry & Associates	119,818	S Sidhu Trucking	54,805
R. Nicholls Distributors Inc	669,674	Safety Grid Pavements Ltd	488,771
R.F. Binnie & Associates Ltd	27,103	Sage, Barbara Dunnet	101,023
R.M.B. Construction	46,864	Salmon's Rentals Ltd	31,714
Radian Communication Services	45,096	Salt Spring Coffee Co.	28,217
Radioworks	117,628	Samuel Son & Co. Limited	35,015
Raider-Hansen Inc	26,078	Sandhu, Jasminder	25,805
Ram Mechanical Ltd	89,900	Sandpiper Contracting LLP	677,704
Randhawa A. S.	30,238	Sangha Trucking	62,144
Ray & Berndtson/Tanton Mitchellinc	85,721	SAP Canada Inc	967,652
Ray-Cam Co-Op Association	169,140	Saputo Foods Limited	49,376
Ray-Cam Co-Operative Centre	73,352	Schaefer System International Ltd	26,023
Read Jones Christoffersen Ltd	77,077	Schenke/Bawol Engineering Ltd	41,006
Real Living Solutions Inc	34,260	Schneider Canada Inc	107,053
Realclean Drycleaners	34,544	Scott Construction Management Ltd	63,722
Receiver General For Canada	24,516,255	Scott Designbuild Ltd	1,922,395
Redmonds Trucking & Backhoe	124,056	Scott, Jim	194,652
Reflex Printing	42,671	Sea To Sky Transfer	35,787
Regina Public Library	104,777	Seacor Environmental Inc	31,233
Reginald Chow, In Trust	38,021	Seafire Training Ltd	28,586
Remdal Painting & Restoration Inc	51,842	Sealand Rv Service & Products (1980) Ltd	42,298
Renfrew Park Community Cent. Association	36,191	Seanix Technology Inc	366,717
Resqtech Systems Inc	110,752	Sensus Metering Systems	517,368
Rethink Communications Inc	84,186	SGBIA	430,000
Richco Contracting Ltd	265,483	Shaughnessy Landscaping	35,010
Richmond Acura	90,366	Shaw Cable	27,391
Richmond Chrysler Jeep Ltd	36,416	Shell Canada	44,279
Richmond Elevator Maintenance Ltd	25,271	Sheran Trucking	56,226
Richmond Infiniti Nissan	43,719	Sherine Industries Ltd	134,518
Richvan Holdings Ltd	29,153	Sherlock's Transport Inc	44,052
Ricoh Canada Inc	41,481	Shirtland Laundry & Dry Cleaners Ltd	604,271
Right Brain Learning Designs	28,160	Shoppers Home Health Care	72,070
Riley Park Community Association	39,771	Simon Fraser University	47,651
Risi Claudio	83,388	Simon's Bike Shop	42,671
Rite-Temp Ltd	33,605	Simplex Grinell	44,671
RLM Learning Innovations Inc	38,697	Skreenquip Sales & Rentals	118,949
RMRS For Postage	404,988	SLS Lighting	60,618
Robson Street Business Association	484,656	Smart Litter Systems	204,086
Rock-Crete Equipment Ltd	111,833	Smart, Harris & Martland	96,110
Rocky Mountain Sound	48,436	Smile Photo	118,638
Roco Rescue Of Canada Inc	28,905	Smith Bros & Wilson (BC) Ltd	3,519,906

Smithrite Portable Services Ltd	134,042	Thauli, As	58,310
Snap-On Tools	41,943	The Active Network Ltd	105,653
Snelling Services Inc	133,788	The Coast Plaza Suite Hotel	33,505
South Cambie Trucking Ltd	103,979	The Flag Shop	80,902
South Vancouver Community Policing Cent.	122,450	The Georgia Straight	44,917
SPARC BC	27,561	The Great West Life Assurance	52,976
Spears Sales & Service Ltd	51,441	The Home Depot	137,172
Specimen Trees Wholesale Nurseries Ltd	99,222	The Law Society Of BC	53,320
Spectratec Services Group Inc	103,319	The Legal Freelance Centre	100,905
Sperling Hansen Associates	64,719	The Pan Pacific Hotel	27,920
Spir-L-Ok Industries	39,318	The Pin People	27,971
Sports Unlimited	60,690	The Social Research & Demonstration Corp.	111,379
Stagefab Custom Manufacturing Inc	103,530	The Tempest Development Group Inc	1,233,944
Standard & Poor's	32,100	The Vancouver Club	230,307
Stanley Park Ecology Society	102,994	The Vancouver Courier	80,479
Stantec Architecture Ltd	2,072,216	The Yes Resolution Group Inc	27,992
Stantec Consulting Ltd	423,148	Thermo King Inc	52,766
Steco, A Division Of Blue Tee	2,650,824	Third Dimension Studio	119,939
Stelzer, Ernest	29,647	Thompson & Elliot In Trust	25,008
Sterling Fence Co. Ltd	49,205	Thomson, Elizabeth	39,040
Stewart Aulinger & Co. In Trust	9,882,729	Thorlo Inc	26,882
Stikeman, Elliott	422,305	Thunderbird Plastics Ltd	67,576
Strategic Corporate Wear	26,222	Thyssenkrupp Elevator	53,877
Strathcona Area Merchants Society	209,086	Toe-Hoe Leasing Ltd	130,609
Strathcona Community Centre Association	71,026	Torbram Electric Supply	41,509
Sun Life Financial	69,369	Toronto Public Library	102,118
Sun Life Of Canada Group Client Services	1,004,271	Toter Incorporated	299,081
Suncorp Valuations Ltd	30,316	Trafco (Canada)	521,988
Sunset Community Association	26,607	Trane Canada	60,254
Superior Asphalt Paving Ltd	130,701	Transform Compost Systems	26,194
Superior Propane	108,318	Travelers Financial Corporation	194,248
Surefreeze Refrigeration & Air Conditioning Ltd	32,129	Treeradar Inc	26,135
Sureway International Electric Inc	27,371	Trev Deeley Motorcycles	364,694
Surfwood Supply (1964) Ltd	151,832	Tritech Water & Wastewater Systems	172,960
Susan Ann Tong In Trust	27,051	Trow Consulting Engineers Ltd	49,098
Swing Time Distributors Ltd	47,892	Trydor Industries (Canada) Ltd	31,202
Synovate Ltd	39,962	Tulmar Safety Systems Inc	35,843
Sysco Vancouver	303,446	Turn-Key Construction Inc	247,791
Syscon Justice Systems Ltd	28,728	Tutt Brothers Transportation Ltd	35,634
T. Moscone & Bros. Ground Maintenance Ltd	58,948	Tyam Construction Ltd	70,117
T. Rai's Trucking	84,118	Tymm, Ingrid	47,130
T. S. Trucking	110,359	Ulmer Contracting Ltd	193,400
Tacel Ltd	27,826	Underhill & Underhill	39,399
Tactical Advantage Law Enforcem. Products Inc	72,060	U-Need-A-Bottle Service Ltd	46,968
Target Products Ltd	204,885	Union Of BC Municipalities	262,727
Tec Floor Coverings Ltd	116,649	Unique Management Services Inc	37,530
Telus Communications (BC) Inc	1,432,755	Unisource Canada Inc	99,207
Telus Mobility	702,086	United Airlines	35,419
Telus Services Inc	112,482	United Lock Block Ltd	67,538
Tennant Sales & Service Company	39,471	United Rentals	538,589
Terasen Gas Inc	2,085,917	Universal Concrete Accessories Ltd	89,365
Terminal City Ironworks (ACS) Inc	34,730	University Of British Columbia	46,985
Terralink Horticulture Inc	46,102	Urban Impact Recycling Ltd	31,771
Terrasol Environment Ind	32,350	Urban Sawing & Grooving Co.Ltd	800,384
Terratech Equipment Inc	215,138	URS Canada Inc	92,298
Tetragon-Tasse Distributors	43,189	Valley Traffic Systems Inc	57,916
Texcan	127,129	Van Den Kerkhof & Son Masonry Ltd	122,547
Tham Demo & Excavating Ltd	151,874	Van Firefighter'S Concert & Marching Band	50,649

**PAYMENTS TO SUPPLIERS OF GOODS AND SERVICES**

**CITY OF VANCOUVER**

Van, Carlos	26,937	West Coast Machinery Ltd	54,112
Vanbots Construction Corp.	9,018,639	West End Community Centre Assn.	69,971
Vancouver Sun	163,389	West Jet	91,276
Vancity Trust Services (VESP)	1,685,794	West Lease	138,482
Vancouver Aboriginal CPC Society	100,000	West Point Grey Com. Centre Assn.	103,584
Vancouver Chinatown BIA Society	187,000	Westcoast Child Care Resource Centre	25,378
Vancouver Civic Employee Assistance Soc.	231,130	Westcoast Cutting & Coring Ltd	255,397
Vancouver Coastal Health Authority	583,350	Westcoast Engineering Ltd	221,537
Vancouver Economic Development Commission	831,835	Westend Coal Harbour Com. Police Centre	116,250
Vancouver Heritage Foundation	104,161	Western Belting & Hose	31,619
Vancouver Holdings Ltd	223,757	Western Canada Tube Products Ltd	38,076
Vancouver Honda	36,393	Western Excavating	108,289
Van. Intl. Cent. For Contemporary Asian Art	30,000	Western Imperial Magnetics	34,337
Vancouver Mitsubishi	35,143	Western Oil Services Ltd	214,836
Vancouver Moving Theatre	114,613	Western Pro Show Rentals Limited	25,251
Vancouver Museum Commission	189,717	Western Safety	60,026
Vancouver Pile Driving Ltd	25,655	Western Star & Sterling Trucks Of Vancouver Inc	31,044
Vancouver Police Foundation	38,152	Westmar Consultants Inc	85,083
Vancouver Port Authority	54,897	Westpen Properties Ltd	122,177
Vancouver Public Housing Corp.	144,284	Westpro Constructors Group Ltd	251,233
Vancouver School Board	530,044	Westvac Industrial Ltd	35,250
Vancouver Trolley Company (1996) Limited	206,619	Westview Sales Ltd	322,327
Vandusen Botanical Gardens Assn	53,106	Westwood Topsoil Ltd	73,936
VanNet Newspapers	136,853	Wheeler Transport Ltd	32,475
Vanport Enterprises Ltd	273,703	Wicklow West Holdings Ltd	306,620
VCR Print Co. Ltd	161,240	Wilco Landscape Contractors Ltd	400,871
Vermeer Of BC	426,499	Wilkinson Steel & Metals	321,944
Vestar	28,090	Willis Canada Inc	2,256,406
Veterans Memorial Housing Soc.	70,050	Winvan Paving Ltd	245,194
Viaduct Sheet Metal Ltd	55,700	Wish Drop-In Centre Society	105,000
Victoria Drive Business	37,500	Wolseley Canada Mechanical Group	32,186
Viking Fire Protection	28,903	Wood Wyant Inc	45,385
Viking Police & Security Co.	36,554	Woodland Equipment Inc	405,577
Vimar Equipment Ltd	1,486,695	Workers' Compensation Board Of BC	6,096,815
Vital Link Ice Cream & Event Marketing	193,405	Wurth Canada Ltd	172,911
W H Lowden Inc	121,785	Xerox Canada Ltd	640,396
Wajax Industries Limited	92,731	Yaletown Business Improvement Assn.	295,000
Wakefield Development Ltd	39,412	Yaletown Park Condominium Properties Ltd	4,200,000
Wally Watt Trucking Ltd	110,088	Yen Bros Produce Ltd	359,451
Walter Francl Architecture Inc	119,270	Yeomen Property Maintenance & Renovation	70,475
Warrington PCI Management	1,955,985	Yu, James	49,015
Waste Control Services	389,781	Z-Card Canada	35,469
Waste Management	94,819	Zeemac Vehicle Lease Ltd	490,865
Watari Research Association	135,995	Zep Manufacturing Co.	28,281
Watson Gloves	103,374	Zodiac Hurricane Technologies Inc	92,071
Web Engineering Ltd	47,717		
Webtech Wireless	99,647		
Wellmark International	37,429		
Wescan Direct Mail Service (1982) Ltd	123,349	Total - Suppliers Over \$25,000	\$514,116,454
Wesco Distribution Canada Inc	536,771	Total - Suppliers Under \$25,000	19,898,611
Wesco Industries Ltd	134,144		
West Coast Electric Ltd	67,465	Total	<u>\$534,015,065</u>
West Coast Elevator Services Ltd	116,304		

---

Ceridian Canada	\$ 35,683
Payments less than \$25,000	<u>80,600</u>
	<u><u>\$ 116,283</u></u>

Baker & Taylor (Elec.) Co.	\$ 28,147
Baker & Taylor Entertainment	40,370
Beijing Bookstore	28,764
Book Wholesalers Inc	33,587
British Columbia Library Association	218,207
CCH Canadian Limited	25,461
Downtown Disc Superstop	25,512
Ebsco Canada Ltd.	168,000
Gale Group	30,821
Golden Crown Book Store	78,933
H.B. Fenn And Company Ltd.	76,349
Harpercollins Canada Ltd	83,757
How To Video Inc.	178,784
Info Canada	25,872
Ingram	61,594
Kidsbooks	68,643
Library Bound Inc.	125,696
Mallory International Ltd	26,775
Micromedia Limited	61,142
Midwest Library Service	69,085
Monarch Books Of Canada Limited	29,044
Proquest Information And Learning Company	25,093
Raincoast Book Distribution Ltd.	168,920
S & B Books Ltd	111,395
Sino United Publishing (Can) Ltd	148,556
Sophia Books Vendor 2253	27,964
Stricker Books	56,744
United Library Services (Elec)	690,726
United Library Services Inc.	346,593
White Dwarf Books	42,092
	<hr/>
Vendors with total > \$25,000	3,102,626
Vendors with total < \$25,000	1,141,417
	<hr/>
Total	<u><u>\$ 4,244,043</u></u>

The City prepares the schedule of payments based on actual disbursements processed through its Accounts Payable system. This provides assurance on completeness as the reported amounts are reconciled to the financial system cheque register and electronic funds transfer records.

The schedule of payments is a "cash basis" listing. This figure therefore will differ significantly from the expenditures in the consolidated financial statements which are reported on an accrual basis resulting in timing differences. Furthermore, there are disbursements which are not considered expenditures including payments made to other taxing authorities, employee payroll deductions, debt principal repayments. Conversely, there are expenditures which do not involve an actual disbursement (in addition to accruals) - grants offset by related revenues (e.g. Theatre operating grants), holdbacks.

**STATEMENT OF  
PAYMENTS OF  
COMMUNITY GRANTS OR CONTRIBUTIONS**

2010 Legacies Now Society	\$ 200,000	Grunt-Visible Arts Society	\$ 23,000
Aboriginal Art & Culture Celebration Society	10,000	Hard Rubber New Music Society	5,500
Arts Club Of Van Theatre Society	135,000	Headlines Theatre Co Society	22,000
Arts In Action Society	1,650	Helen Pitt Gallery	12,500
Association Of United Ukrainian Canadians	10,000	Hellenic Congress Of B C	5,000
Atmasphere Art Society	6,000	Holy Body Tattoo Society	30,000
Axis Theatre Society	29,000	Hungarian Cultural Society Of Greater Vancouver	2,000
B.C. Chamber Orchestra Society	2,560	I E Artspeak Gallery Society	24,000
Ballet B C ( Pacific Ballet B C Society )	235,250	Jewish Community Centre Of Greater Vancouver	5,000
Bard On The Beach Theatre Society	20,000	Joe Ink Performance Society	15,000
Barking Sphinx Performance Society	3,000	Judith Marcuse Projects Society	25,000
Battery Opera Performing Arts Society	9,500	Karen Jamieson Dance Society	7,000
Blackbird Theatre Society	10,000	Khalsa Diwan Society	11,785
Boca Del Lupo Theatre Society	27,000	Kidd Pivot Performing Arts Society	15,000
Brazilian Community Association	4,000	Kinesis Dance Society	5,000
Cabinet: Interdisciplinary Collaborations Society	10,500	Kokoro Dance Theatre Society	16,000
Canada Ice Dance Theatre Association	1,500	Latinos In Action Vancouver Foundation	6,000
Canadian Music Centre B C	16,000	Leaky Heaven Performance Society	15,000
Caravan World Rhythms Society	14,700	Light Water Drums Society	4,000
Carousel Theatre Society	25,000	Little Mountain Neighbourhood House Society	2,000
Cedar Cottage Neighbourhood House	4,500	Live Biennial Of Performance Art Society	40,000
Celtic Fest Vancouver Society	19,750	Lola MacLaughlin Dance Society	14,000
Centre Cultural Francophone De Vancouver	15,000	Main Art Drift Society	2,500
Centre Of Integration For African Immigrants	4,500	Main Dance Projects Society	7,500
Chamber Music Festival	18,000	Malaspina Printmakers' Society	7,000
Children's Arts Umbrella Association	12,500	Mandala Arts And Culture Society	8,500
Children's Festival (CIAYA)	121,500	Marta Marta Hop Society	4,500
Chinese Benevolent Association Of Vancouver	13,283	Mascall Dance Society	8,000
Chinese Cultural Centre Of Greater Vancouver	2,000	Miscellaneous Productions Society	6,000
Chor Leoni Men's Choir	15,000	Mortal Coil Performance Society	7,000
Cineworks Independent Filmmakers Society	30,000	Mount Pleasant Family Centre Society	1,500
Co Erasga Dance Society	11,000	Movement Enterprise	10,000
Coastal Jazz & Blues Society	111,900	Music In The Morning Concert Society	15,000
Collingwood Neighbourhood House Society	2,500	Musica Intima Society	15,000
Community Arts Workshop Society	2,000	Native Daughters Of B C	3,500
Compaigni V'Ni Dansi Society	3,500	New Forms Media Society	8,000
Contemporary Art Gallery Society of B C	65,000	New Orchestra Workshop Society	16,000
Crab - Water For Life Society	1,850	New Performance Works	10,000
Crafts Association Of B C	12,000	Neworld Theatre Society	33,000
Dancers Dancing Dance Society	6,000	Norman Rothstein Theatre	13,000
Dancing On The Edge Festival Society	20,000	O R Gallery Society	20,000
Downtown Eastside Safety Society	4,000	Pacific Baroque Orchestra Society	18,000
Doxa Documentary Film and Video Festival	10,000	Pacific Cinematheque	41,000
Dr. Sun Yat-Sen Classical Chinese Garden	3,500	Pacific Theatre	8,100
Dunbar Residents Association	1,000	Pandora's Collective Outreach Society	2,000
East Van Celebration Society	4,500	Pink Ink Theatre Productions Association	22,000
Eastside Culture Crawl Society	9,000	Playwright's Theatre Centre	30,000
Edam Performing Arts Society	12,000	Pound Of Flesh Theatre	3,500
Electric Company Theatre Society	78,000	Powell Street Festival Society	10,000
Elektra Women's Choir	15,000	Public Dreams Society	15,000
False Creek Watershed Society	1,000	Push International Performing Arts Society	115,000
Firehall Theatre Society	60,000	Radix Theatre Society	8,500
Friends Of Chamber Music	18,160	Raven Spirit Dance Society	2,000
Fringe Festival	32,000	Realwheels Society	18,000
Frog Hollow Neighbourhood House	3,000	Redshift Music Society	4,000
Full Circle: First Nations Performance Society	20,000	Reel To Real Intl.n'l Film Festival	6,000
Gallery Gachet Society	15,900	Rosario Ancer Flamenco Arts Society	6,000
Gr. Vancouver Professional Theatre Alliance	6,500	Ruby Slippers Productions Society	14,000
Green Thumb Players Society	43,000	Rumble Productions Society	49,000



## GRANTS CULTURAL continued

## CITY OF VANCOUVER

Satellite Video Exchange Society	22,000	Vancouver East Cultural Centre	92,000
Screaming Flea	4,000	Vancouver Folk Music Festival Society	77,500
Screaming Weenie Productions	8,500	Vancouver Intl. Dance Festival Society	12,500
Secret Lantern Society	14,000	Vancouver Intl. Film Festival Society	25,000
Seniors' Research Gr Of Chinese Opera & Music	2,000	Vancouver Intl. Writers' Festival Society	49,000
Shakti Dance Society	3,000	Vancouver Jewish Film Festival	7,000
Solo Collective Theatre Society	11,000	Vancouver Latin American Film Society	3,000
South Asian Family Association	4,500	Vancouver Metis Association	4,000
Standing Wave Society	1,000	Vancouver Moving Theatre Society	12,000
Stanley Park Bike Festival Society	2,000	Vancouver New Music Society	32,560
Still Moon Arts Society	7,000	Vancouver Opera Association	295,000
Taiwanese Canadian Cultural Society	9,900	Vancouver Out On Screen Film & Video Society	33,160
The Centre For Sustainability	15,600	Vancouver Playhouse Theatre Company	371,885
The Gr. Van. Alliance For Arts & Culture Society	40,000	Vancouver Pride Society	15,000
The Only Animal Theatre Society	10,000	Vancouver Pro Musica Society	8,000
Theatre In the Raw Society	2,000	Vancouver Recital Society	51,380
Theatre La Seizieme	23,000	Vancouver Society For Early Music	18,000
Theatre Replacement Society	9,000	Vancouver Society of Storytelling	2,500
Theatre Terrific Society	10,000	Vancouver Summer Festival Society	39,400
Touchstone Theatre Society	33,000	Vancouver Symphony Society	911,673
Urban Ink Productions	10,000	Vancouver Tap Dance Society	4,000
Uzume Taiko Drum Group Society	7,500	Vancouver Women's Musical Society	3,000
Van Dyke March and Festival Society	4,000	Vancouver Wooden Boat Society	4,000
Van Rhythm And Dance Society	1,000	Vancouver Youth Symphony Orchestra	1,920
Vancouver Academy Of Music	36,675	Vancouver Youth Theatre Society	4,000
Vancouver Access Artists Run Centre	9,000	Vetta Chamber Music & Recital Society	7,000
Vancouver Asian Film Festival Society	5,000	View, The Performing Arts Society	3,000
Vancouver Asian Heritage Month Society	10,000	West End Seniors' Network Society	1,500
Vancouver Bach Choir	52,040	Western Front Society	32,000
Vancouver Cantata Society	35,000	Western Theatre Conspiracy Arts Society	15,000
Vancouver Cantonese Opera	6,500	Word On the Street Festival	8,500
Vancouver Celebrates Diwali	7,000	Working Arts Society	5,000
Vancouver Centre For Contemporary Asian Art	38,000	Yayoi Dance Company	3,000
Vancouver Chamber Choir	37,650	Yorick Theatre Society	1,500
Vancouver Cherry Blossom Festival Society	10,000		
Vancouver Chinese Instrumental Music Society	7,000		
Vancouver Co-Operative Radio	18,000		
Vancouver Dance Centre Society	94,000		
			<b>\$ 5,245,731</b>



Brant Villa Daycare Society	\$ 16,725	Raycam Family Childminding	\$ 1,661
Britannia Community Services Centre:		Raymur Place Daycare	6,642
Eaglets Daycare	8,362	Shannon Daycare Society	23,415
Grandview Terrace Daycare	27,000	South Vancouver Neighbourhood House:	
Kid Zone Out Of School Care	15,053	Out Of School Care	13,380
Out of School Care	23,415	Poppins Preschool	7,158
Cedar Cottage Neighbourhood House:		Spare Time Child Care Society	20,070
Beaconfield Out Of School Care	10,035	St. Michaels Anglican Church	16,725
Lord Selkirk Out Of School Care	13,380	Strathcona Community Centre Association:	
Queen Alex Out Of School Care	8,363	Other	10,614
Collingwood Neighbourhood House Society:		Preschool #2	5,467
Other	10,000	Out of School Care	11,708
Endowment	39,600	Sunset Childcare Society	21,725
Graham Bruce	11,224	Sunset Community Association:	
Grenfell School	10,035	Out Of School CareSunset Care	6,021
Sarah House Childcare	16,725	Preschool	16,925
Developmental Disabilities Association	21,408	The Vancouver Society For Children's Centres	229,600
Eastside Family Place Society	5,092	Thunderbird Neighbourhood Association:	
Frog Hollow Neighbourhood House	27,000	Rupert-Cassiar	8,028
Kiwassa Neighbourhood House:		After School Care	15,721
Harbourview Daycare	5,000	Van. Aboriginal Friendship Centre Society	19,128
Longhouse Out Of School Care	13,982	Van. Chinese Pentecostal Benevolent Society	16,725
Kiwassa Neighbourhood Services Association:		Westcoast Childcare Resource Centre	261,102
St. David's Preschool	10,125	YMCA Of Greater Vancouver:	
Other	16,725	Mount Pleasant	13,380
Little Mountain Neighbourhood House Society	20,070	Nanook Daycare	16,725
McGregor Childcare Society	33,000	YWCA Of Vancouver:	
Mount Pleasant Child Care Society	27,000	Other	39,600
Mount Pleasant Neighbourhood House:		Citygate	16,725
Other	5,000	Crabtree Corner	24,084
Daycare	10,702	Emma's Infant/Toddler Care	16,056
Preschool	8,897		
Ray-Cam Co-Op Association:			
Other	11,623		
Childcare Program	432		
Raycam Daycare Cent.	6,642		
			<b><u>\$ 1,271,000</u></b>

## GRANTS - OTHER

## CITY OF VANCOUVER

2010 Legacies Now Society	\$ 50,000	Ray-Cam Co-Op Association	\$ 41,896
50 Water Street Holdings Ltd	50,000	Riley Park Community Association	1,472
A. S. T. C. Science World Society	89,300	SOLE-Save Our Living Environment	85,439
Affiliation Of Multicultural Soc & Service Agencies	17,500	St. Michaels Anglican Church	10,000
B C - S P C A	5,000	Strathcona B I A	18,000
B C Coalition Of People With Disability	39,073	The Arts Club of Vancouver	20,000
Better Environmentally Sound Transportation	11,250	The Gathering Place	2,489
Big Sisters Of B C Lower Mainland	4,484	The Performing Arts Lodge	1,000,000
Bill Reid Foundation	37,500	The Salvation Army	100,000
Blood Alley Holdings	50,000	Vancouver Agreement Trust	375,000
Children's Festival (CIAYA)	14,339	Vancouver Aquarium Marine Science	5,898,492
Coal Harbour Arts Complex Society	27,923	Vancouver Art Gallery	2,042,500
Dugout - Central City Mission	8,880	Vancouver Child Study Centre	5,000
Family Services - Street Youth	15,500	Vancouver City Planning Commission	53,900
Happy Corner Parent Participation	14,085	Vancouver Maritime Museum	387,000
Kiwassa Neighbourhood House	2,000	Vancouver Museum Commission	703,500
Little Mountain Neighbourhood House	6,400	Victoria Drive - B I A	34,941
Metropolitan Co-Operative Theatre Society	2,869	Wildlife Rescue Association of B C	5,000
Montessori Training Centre Of British Columbia	10,000	World Peace Forum Society	50,000
My Own Back Yard Community Group Assn.	52,960	YWCA Of Vancouver	50,000
Pacific Space Centre Society	494,100		
PFAME	15,000		
Planning Institute of B C	5,000		
Portland Hotel Society	28,563		
			<b>\$ 11,936,354</b>