

## DTES Local Area Plan Overview

### What is a Local Area Plan?

Local Area Plans are policy documents that provide guidance and direction on a variety of topics, including land use, urban design, housing, transportation, parks and public spaces, cultural infrastructure, social planning, heritage features and community facilities.

### Who creates a Local Area Plan?

We all do! Throughout the planning program, staff are engaging with a broad range of people in the Downtown Eastside, including those of different cultural backgrounds, ages and incomes, renters and owners.



### Why is a Local Area Plan important?

As Vancouver and the Downtown Eastside continue to grow, a community plan will guide growth in a way that meets the needs of the community, Vancouver as a whole, and the region.

### How long will it take to develop the plan?

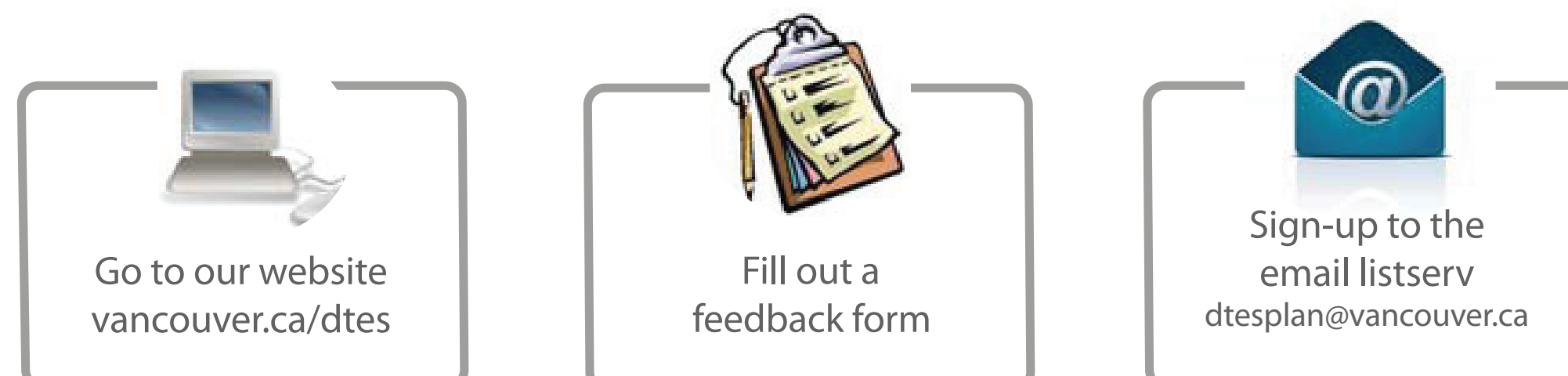
The LAPP involves four main steps, namely;

1. Reviewing the information to understand the key issues and options available to make improvements in the lives of the people of DTES
2. Planning what we could do, how we will do it and when could we do it
3. Getting Feedback from the public
4. Implementing the plan after council approval, monitoring how well the changes are doing to improve things in the DTES.



### How can I get involved?

Throughout the planning process, there will be a number of ways for you to get involved. Watch out for workshops, outreach activities, open houses, and other public events.



Check out the website: [vancouver.ca/dtesplan](http://vancouver.ca/dtesplan)

### Upcoming Event's

Come to a "What are we Planning Event" to find out more about what is being planned for the future of the Downtown Eastside, scheduled for late June/July.

Check here for future upcoming public outreach events:

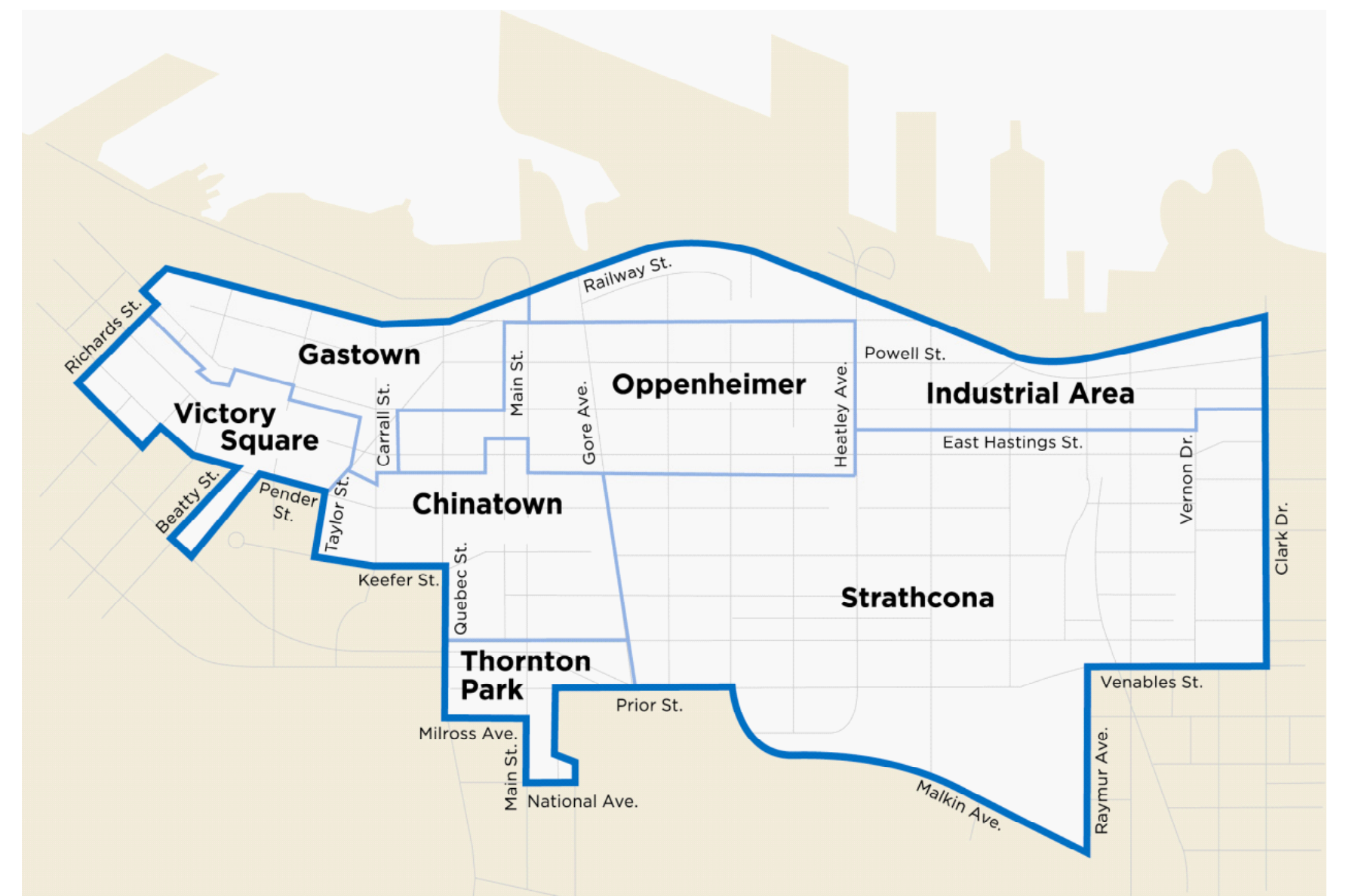


### About the Community

Comprising some of the oldest neighbourhoods in Vancouver, DTES is considered the 'heart of the city' located on unceded Coast Salish territory and the urban home of many Aboriginal communities for generations.

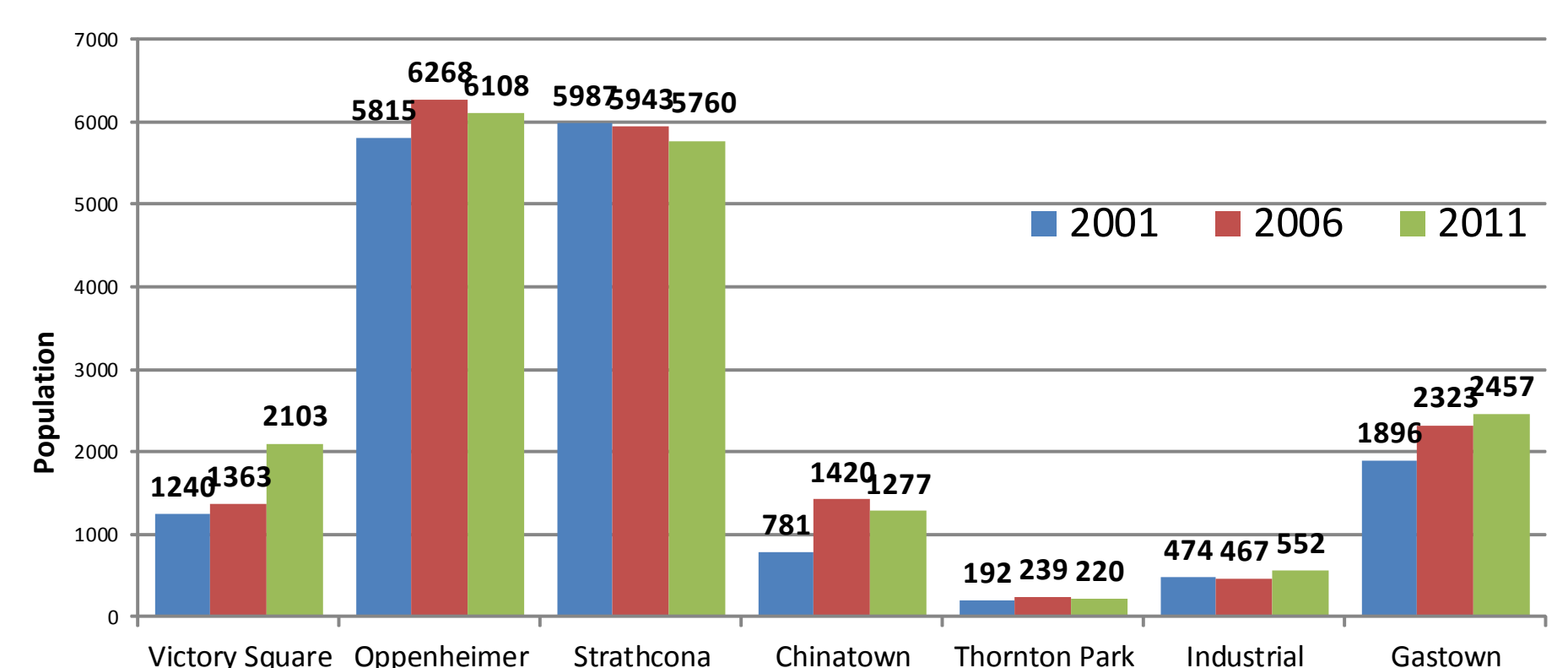
The neighbourhood is also home to immigrant communities, Chinese, Japanese, Latino and Europeans and a large number of creative and artistic people. The area is experiencing rapid change and many of the local residents feel under threat of displacement as change occurs.

There are many vulnerable people living in the DTES and negative effects of 'gentrification' are being felt through rising rents, displacement from homes and unaffordable restaurants and stores. However, despite these challenges, the diverse communities are resilient, caring, friendly and compassionate.



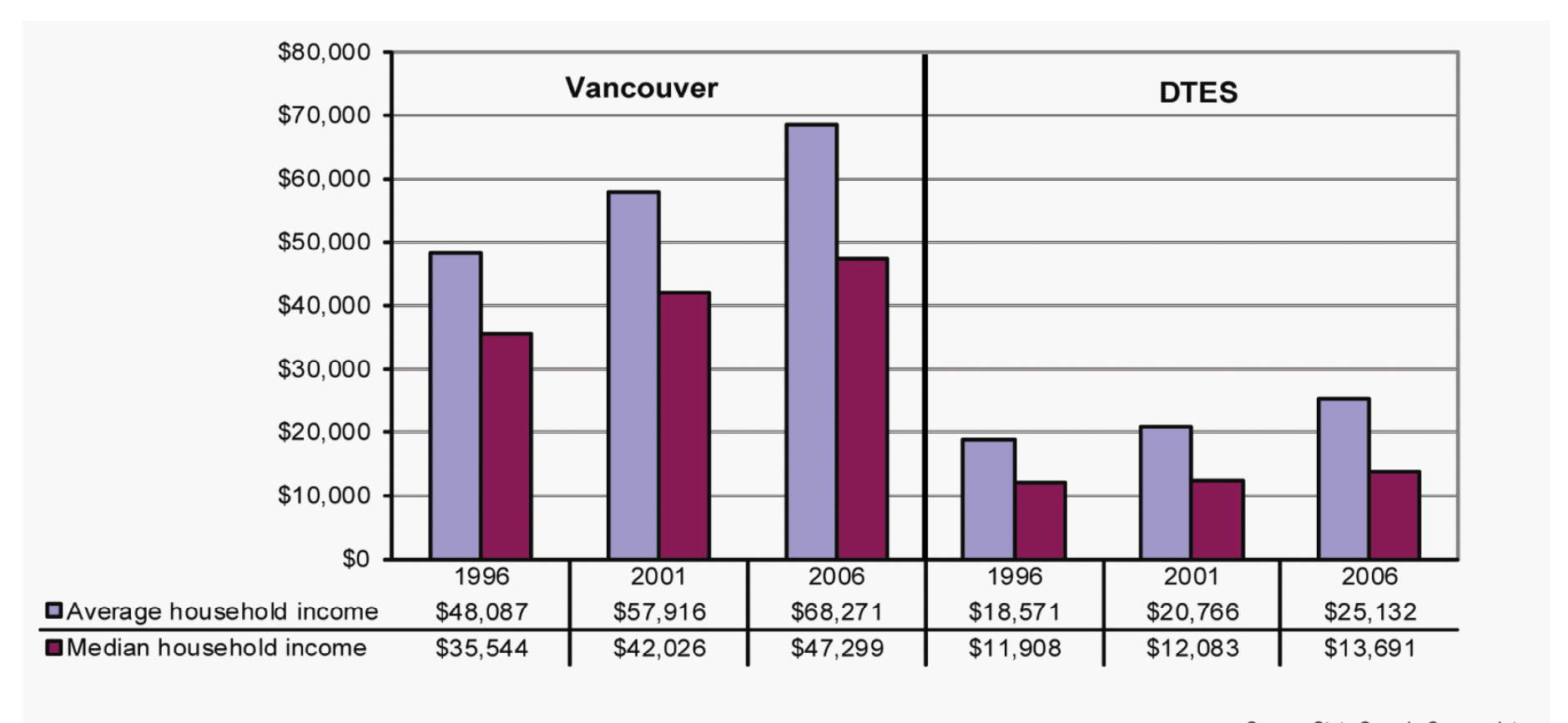
### Population Growth 2001 - 2012

- In 2011, population reached 18,500
- All sub-areas have seen growth over the past ten years except Strathcona & Thornton Park
- The DTES population is generally older. There are few children and youth in the area.
- Most sub-areas of the DTES have more males than females living there.



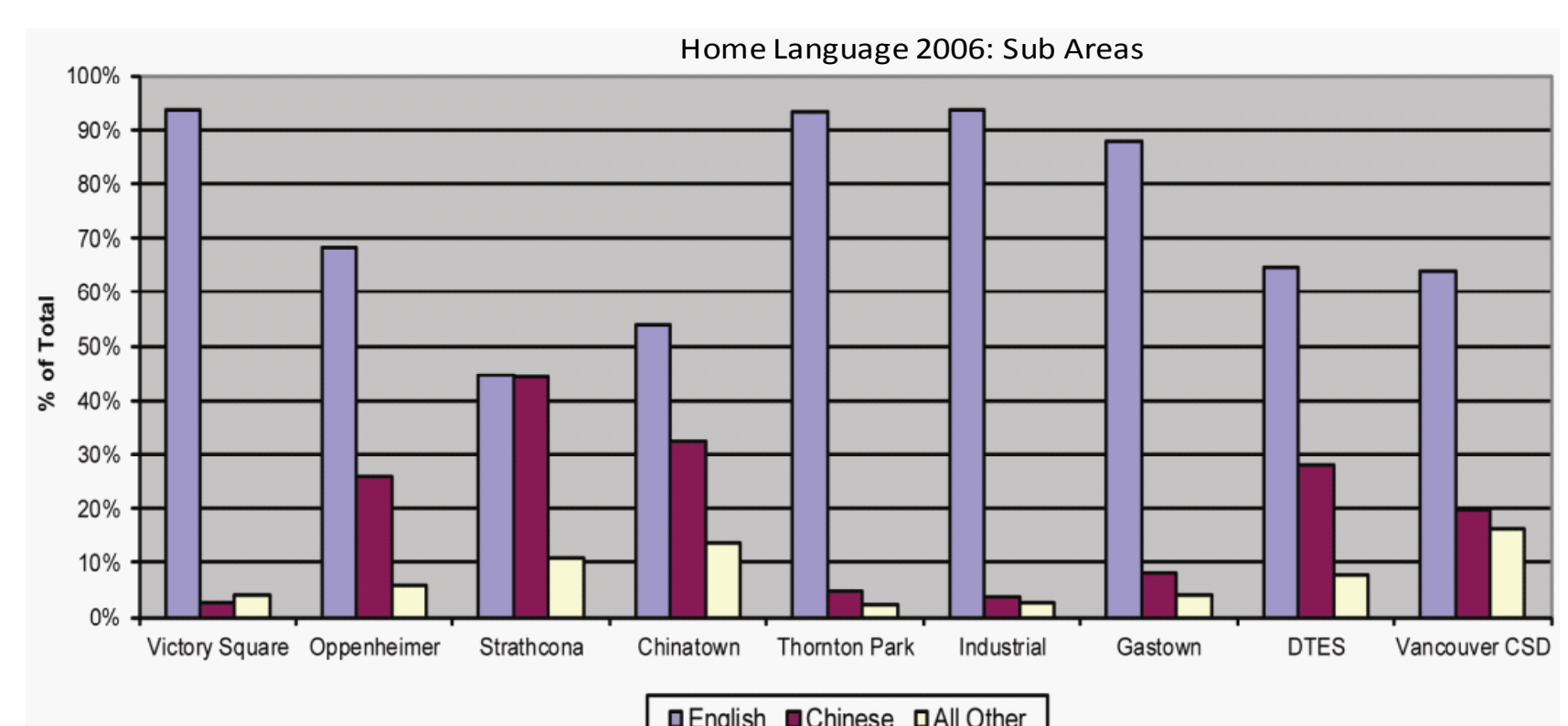
### Household Income

- The people of the DTES have the lowest capita median income (\$13,691 per annum) compared to the rest of the city (\$47,299 per annum)



### Language Spoken at Home

- Over half of the population of the DTES speaks English.
- Chinese (including both Mandarin and Cantonese) is the next most popular language spoken at home.



### Age Profile

- Half of the people living in the DTES are over 45 years of age.
- (22%) of seniors (65+) compared to the city (13%)
- Low portion of the population in the DTES are preschool children (2% people) and school aged children & youth (8%)

Age Profile	DTES		Vancouver	
	2001	2006	2001	2006
Under 5 Years	335	435	23,695	24,730
5- 19 Years	1,295	1,520	77,555	78,685
20 - 44 Years	6,415	6,675	246,045	249,725
45 - 65 Years	4,655	5,660	128,050	148,925
65+ Years	3,675	3,740	70,325	75,990

### Employment

- In 1996, 39% of the DTES population considered themselves part of the work force, 73% were employed and 27% were unemployed.
- In 2002, over 20,000 people were employed by 2,300 businesses or organizations in the DTES planning area. 13% of the people who worked in the area also lived here.
- The number of people employed in the DTES appears to have remained more or less stable in the last ten years. Most recent data shows 19,948 employees in the DTES.
- There are many different economic activities in the area including industry, retail, offices, tourism and hospitality, social services and accommodation providers.



City of Vancouver principles embody the policies, guidelines, and actions found within the collection of city-wide plans, strategies and charters that have been approved by City Council. These principles help provide a foundation from which to evaluate emerging community plan

“ For this community to move forward is to work together with the very large multicultural piece, you know; not just First Nations, or Japanese or Chinese or whatever, but everybody at once; we move together”

Kelvin Bee – Aboriginal Front Door Society

1

Achieve a green, environmentally sustainable urban pattern

2

Support a range of affordable housing options to meet the diverse needs of the community

3

Foster a robust, resilient economy

4

Enhance culture, heritage and creativity within the city

5

Provide and support a range of sustainable transportation options

6

Protect and enhance public open spaces, parks and green linkages

7

Foster resilient, sustainable, safe and healthy communities



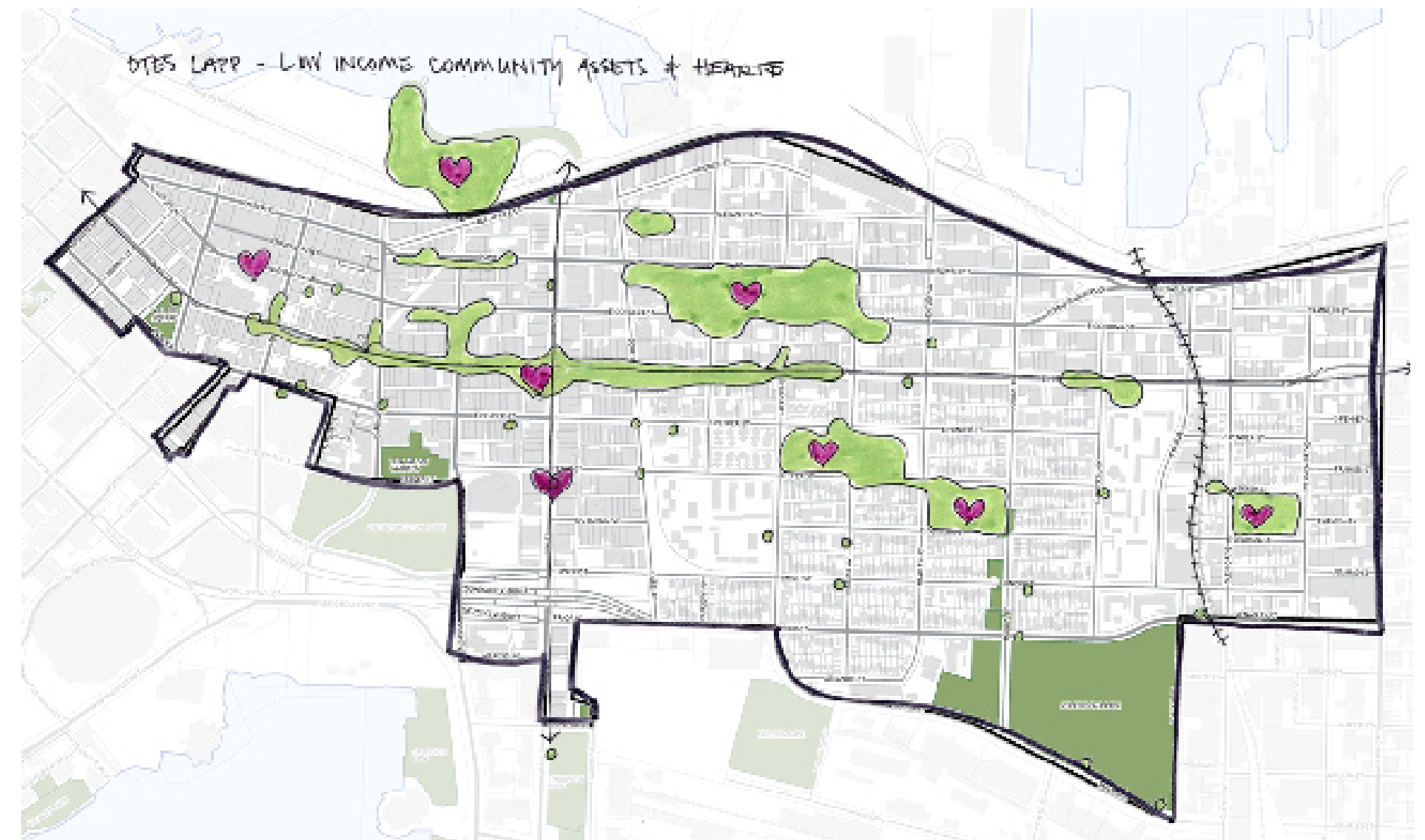
### Engaging the Community

The summarized version of the key issues in the DTES (see below) represents only a small fraction of hundreds of diverse perspectives and experiences collected from the public, social and housing providers, Cultural service providers and Business Improvement Associations

### Key Issues Include:

#### Our Well Being

- Gentrification is compromising the feeling of inclusion, belonging, safety and connectedness of residents
- Substantial numbers of residents are dependent on welfare and pensions
- Barriers to access health and social services
- Poverty and high unemployment
- Inadequate access to affordable and nutritious food
- Lack of accessible and affordable childcare; the highest demand being for infant/toddlers (0 – 3 years) and school age children (5 to 12 years)
- Concerns about safety and security of vulnerable residents



#### Our Homes

- There is a high number of homeless in the area due to gentrification and loss of social housing programs
- There are challenges being experienced due to poor housing conditions and a shortage of social housing with self-contained accommodation
- The pace of change, rising rents and land values are displacing low income tenants
- SRO rents are increasing over time
- The SRO replacement program is too slow and the stock is ageing with declining standards of maintenance
- Ageing social housing buildings and expiring operating agreements threaten the sustainability of the low income housing stock
- Increasing land values will create fewer options for acquiring land for social housing on stand-alone sites
- There are insufficient singles units which can be afforded by those on welfare (the welfare shelter rate is too low)
- There is a shortage of provincial and federal funding for a range of housing choices to meet the needs in DTES.
- A 2012 report by Carnegie Community Action Project estimates that 1,722 market units have been developed between 2005 - 2012 compared to 602 at welfare rate
- Of the total SRO stock in the DTES 27% are available at shelter rate
- Estimated number of SRO Replacements required is 5500



#### Our Places

- Supporting Appropriate Land Use and Development to stop gentrification
  - Ensuring appropriate land uses in right locations
  - Managing market developments' impact on land value
- Protecting and Improving Public Places
  - Need for more and improved parks and open space
  - Safe streets and lanes
  - Improved recreation facilities
  - Ensure low-income residents feel at home in their own gathering places and spaces
  - Engage low-income residents as stewards of their neighbourhood






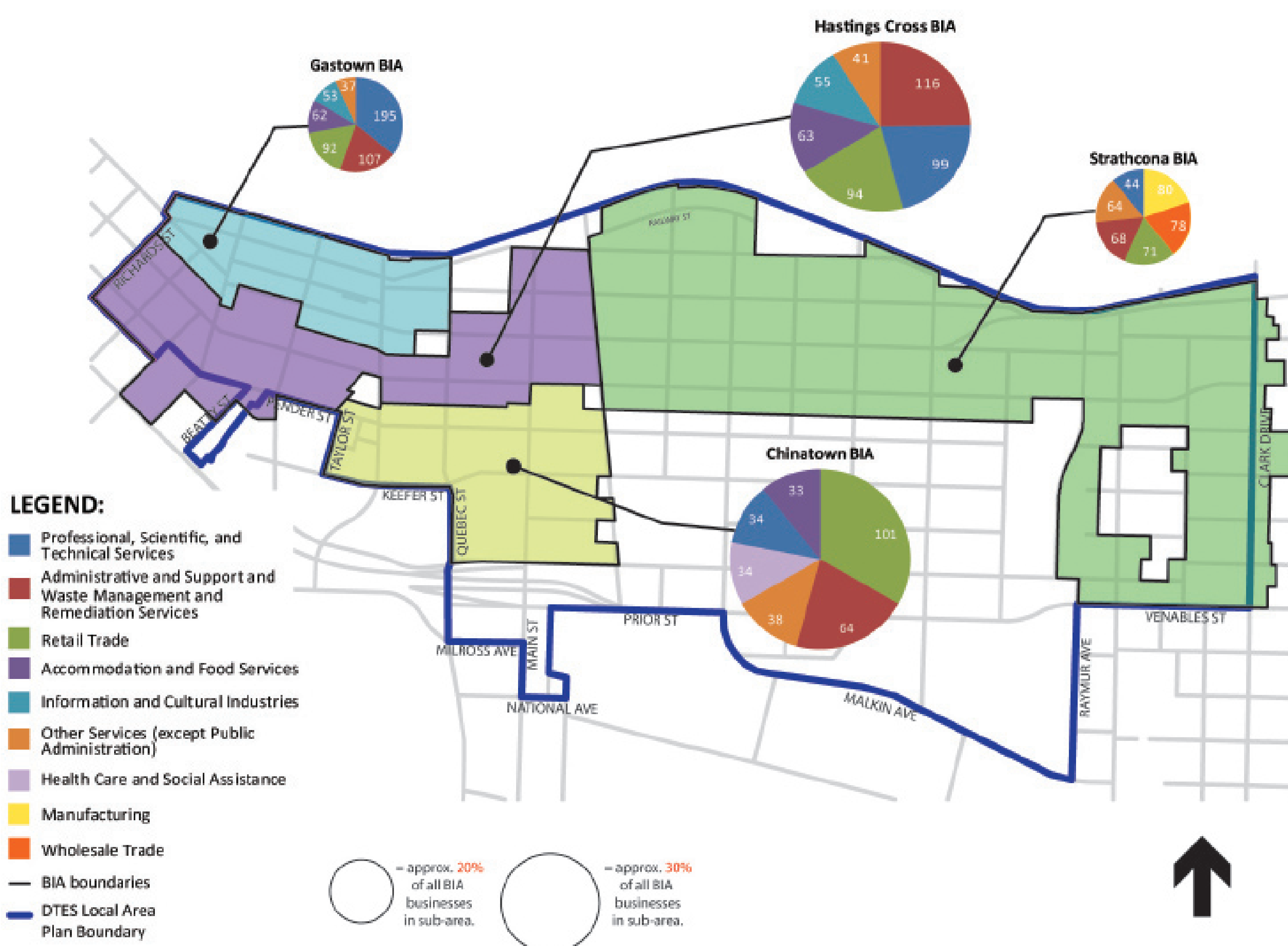
### Key Issues Include:

#### Our Livelihoods

- Poverty, unemployment and underemployment
- Vacant storefronts and deteriorating properties
- Displacement of artists and local serving businesses
- Shortage of affordable local serving stores and restaurants
- Increasing pressure for re-development and change to revitalise the economy
- Underdeveloped economic potential offered by new technologies and systems
- The Fragile and survivalist informal economy is a relatively unknown but vital part of DTES
- Many people are dependent on informal livelihoods and support systems



Type + Number of Businesses for each BIA Sub-area in the DTES



#### Arts & Culture

- Shortages of affordable, multi-use studio space for all disciplines
- Local artists finding it difficult to maintain their livelihoods in the neighbourhood due to rising costs, regulations and barriers to entrepreneurial creative sector enterprises
- There are organisational and individual capacity limits which affect sustainability of the creative sector
- Cultural and heritage assets are threatened by the pace of change

