

From: "Johnston, Sadhu" <Sadhu.Johnston@vancouver.ca>

To: "Direct to Mayor and Council - DL"

CC: "City Manager's Correspondence Group - DL"

"Marley, Eleena" <Eleena.Marley@vancouver.ca>

"Kelley, Gil" <Gil.Kelley@vancouver.ca>

Date: 8/11/2020 3:48:22 PM

Subject: Memo - Economic Impact of COVID-19 - Monthly Labour Force Data July 2020

Attachments: Memo to Mayor and Council - Economic Impact of COVID-19 - Monthly Labour Force Data July 2020.pdf

Dear Mayor and Council,

Please find attached a memo from Gil Kelley regarding Economic Impact of COVID-19 – Monthly Labour Force Data July 2020. Highlights include:

- Employment in the region increased by 38,600 (+3.0%) between June and July
- The unemployment rate decreased by 2.1 percentage points to 11.9% in Metro Vancouver
- Nationally, the unemployment rate decreased by 1.4 percentage points, to 10.9%.
- Cumulatively, employment in the region has decreased by 131,000 (-9.0%) since

Should you have any questions, please contact Gil Kelley at Gil.Kelley@vancouver.ca.

Best,
Sadhu

Sadhu Aufochs Johnston | City Manager
Office of the City Manager | City of Vancouver
604.873.7627 | sadhu.johnston@vancouver.ca

Pronouns: he, him, his



The City of Vancouver acknowledges that it is situated on the unceded traditional territories of the Musqueam, Squamish, and Tsleil-Waututh peoples.

MEMORANDUM

August 11, 2020

TO: Mayor and Council

CC: Sadhu Johnston, City Manager
Paul Mochrie, Deputy City Manager
Karen Levitt, Deputy City Manager
Lynda Graves, Administration Services Manager, City Manager's Office
Lon LaClaire, General Manager, Engineering Services
Jessie Adcock, General Manager, Development, Buildings and Licensing
Rena Kendall-Craden, Civic Engagement and Communications Director
Rosemary Hagiwara, Acting City Clerk
Anita Zaenker, Chief of Staff, Mayor's Office
Neil Monckton, Chief of Staff, Mayor's Office
Alvin Singh, Communications Director, Mayor's Office
Chris Robertson, Assistant Director, Planning, Urban Design and Sustainability
Matthew Bourke, Senior Planner, Planning, Urban Design and Sustainability
Marten Hansen, Planner, Planning, Urban Design and Sustainability

FROM: Gil Kelley
General Manager, Planning, Urban Design and Sustainability

SUBJECT: Economic Impact of COVID-19 - Monthly Labour Force Data: July 2020

Highlights: Monthly Labour Force Survey Data, July 2020

- Employment in the region increased by 38,600 (+3.0%) between June and July
- The unemployment rate decreased by 2.1 percentage points to 11.9% in Metro Vancouver
- Nationally, the unemployment rate decreased by 1.4 percentage points, to 10.9%.
- Cumulatively, employment in the region has decreased by 131,000 (-9.0%) since February

Purpose of this memo

This memo highlights the monthly Labour Force Survey (LFS) data published by Statistics Canada released on July 10th, 2020 for the reference period of July 12th to July 18th. The LFS provides estimates for the unemployment rate and employment totals by industry and occupation on a monthly basis. The information presented in this memo provides a snapshot of the impact COVID-19 has had on Vancouver's labour force and economy in the period of time since the Pandemic began. Staff in Planning, Urban Design and Sustainability will provide an updated monthly memo as new data is released. This information is meant to be viewed in conjunction with other socio-economic and community statistics to form a cohesive picture of the City's current state and assist with recovery and resilience planning. This information will be posted to the City website and shared with the business community.

Important notes about the data

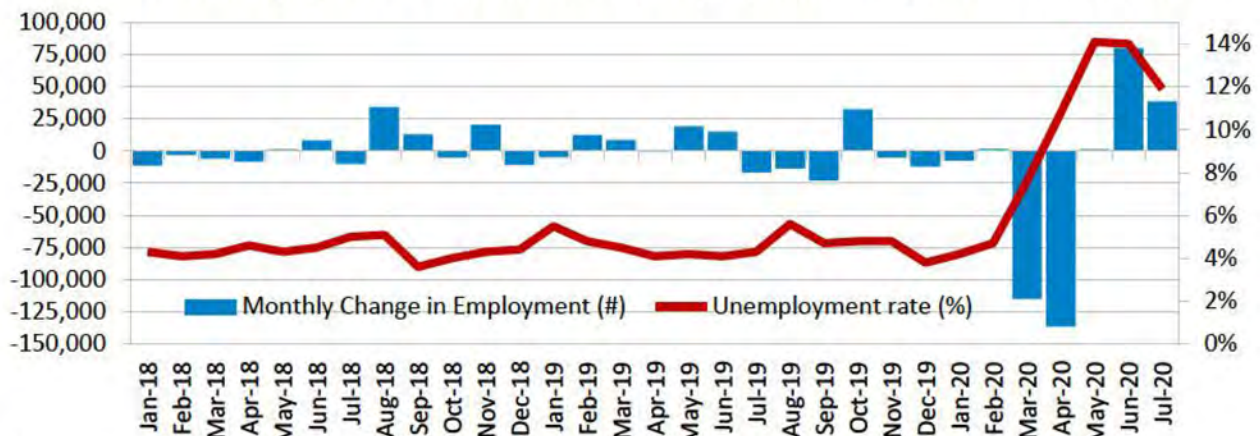
The statistics presented in this memo are for the Metro Vancouver region as the Census Metropolitan Area (CMA) is the smallest geography level available for LFS data tables published by Statistics Canada. LFS data for the city of Vancouver proper is not available. Throughout this memo, the term “Vancouver” refers to the Vancouver CMA. The LFS data used to create the statistics presented in this report are not seasonally adjusted¹.

Changes in employment totals and unemployment rate

Employment in Vancouver increased from 1,291,500 in June to 1,330,100 in July for a gain of 38,600 (+3.0%) jobs. Since June, the unemployment rate decreased by 2.1 percentage points to 11.9% in Metro Vancouver. Cumulatively, the total employed workers in the region is 131,300 (-9.0%) below February totals, a significant improvement from peak job losses of 251,200 (-17.2%) in April. Nationally, the unemployment rate decreased by 1.4 percentage points between June and July and is now 10.9%.

The increase in employed workers reflects the start of the gradual easing of public health restrictions and other measures, including allowing some non-essential businesses to re-open. A number of major orders related to the COVID-19 pandemic issued by various levels of government were active during this reference week (July 12th to July 18th). Please see Figure 7 for a full list of announcements and orders made since the previous reference period. Appendix A shows all prior announcements and orders starting on March 12th. The next labour force survey release will be on September 4th (for the reference week August 9th to 15th).

Figure 1 – Unemployment rate and monthly employment change in Metro Vancouver



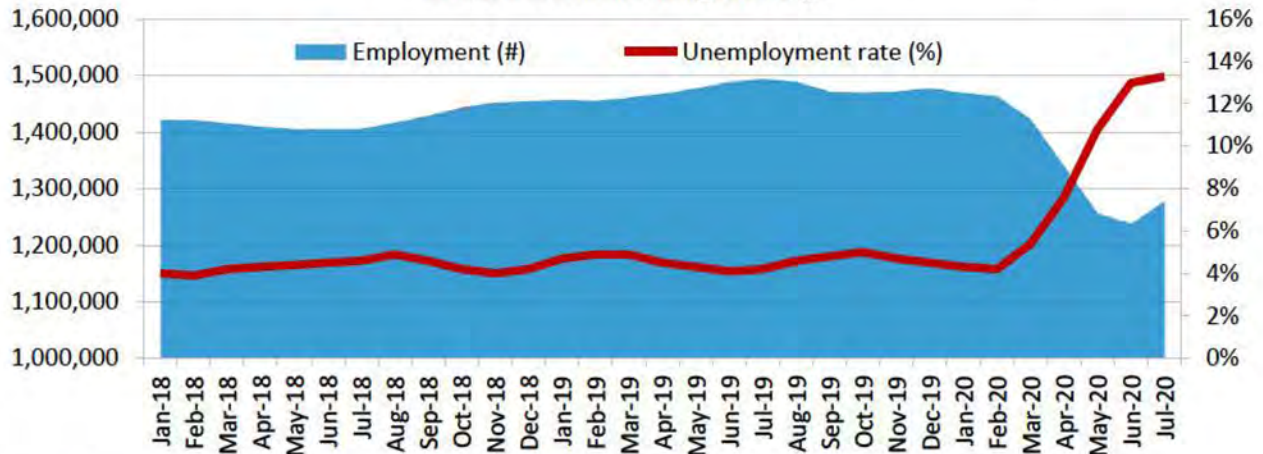
Source: Statistics Canada. Table 14-10-0295-01 Labour force characteristics by census metropolitan areas, unadjusted for seasonality.

Changes in employment totals and unemployment rate – three-month moving average

The following sections highlight statistics related to employment change by industry and occupation that are published as a three-month moving average for the Vancouver CMA; therefore, data published for July is an average of May, June and July. Using this three-month moving average data, employment in July was 1,277,700 and the unemployment rate was 13.3%. The following chart shows the monthly change of employment and the unemployment rate using three-month moving average employment data.

¹ Seasonal adjustments to labour force data are done to eliminate the effect of seasonal and calendar influences (e.g. seasonal shopping or agricultural work).

Figure 2 – Unemployment rate and total employment change in Metro Vancouver, three-month moving average

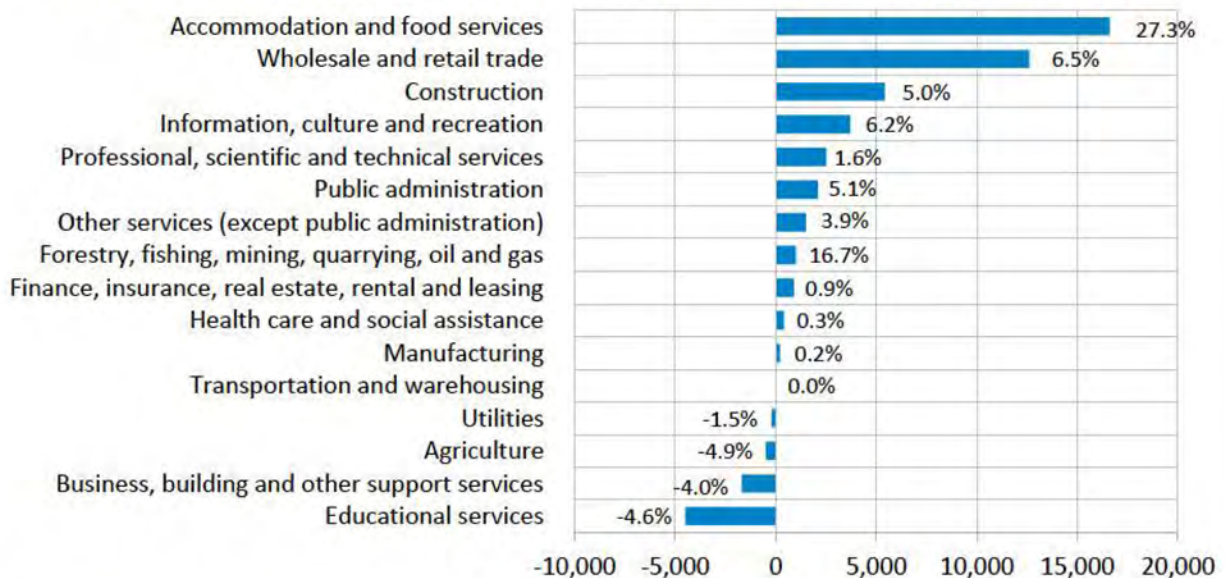


Source: Statistics Canada. Table 14-10-0095-01 Labour force characteristics by census metropolitan area, three-month moving average, unadjusted for seasonality.

Industry overview

Employment in educational services experienced the largest month to month loss over the three-month moving average in Metro Vancouver, declining by 4,500 workers (-4.6%). The second largest sector employment decline was in business, building and other support services, which lost 1,700 workers (-4.0%). The third largest employment loss was in agriculture, which declined by 500 jobs (-4.9%). Between June and July, employment in the accommodation and food services sector grew by 16,600 people, an increase of 27.3% to its workforce. The second most gains were seen in the construction sector, which increased by 5,400 workers (+5.0%) over the three-month moving average.

Figure 3 – Employment change by industry in Metro Vancouver, June to July

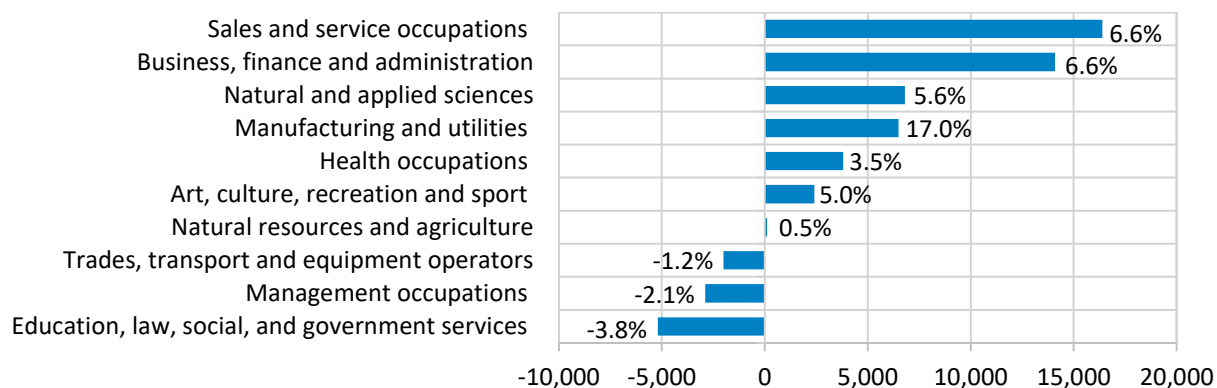


Source: Statistics Canada. Table 14-10-0097-01 Employment by industry, three-month moving average, unadjusted for seasonality, census metropolitan areas.

Occupation overview

Occupation employment data for the Vancouver CMA is published as a three-month moving average; therefore, data published for July is an average of May, June and July. Employment in education, law, social, and government services experienced the largest month to month loss in Metro Vancouver, declining by 5,200 jobs (-3.8%) between June and July. The second largest decline was attributed to management occupations, which lost 2,900 workers (-2.1%). The third largest employment losses were in occupations in trades, transport and equipment operators, which declined by 2,000 jobs (-1.2%). Between June and July, employment in sales and service occupations had the largest gains with an additional 16,400 workers (+6.6%). The second largest gains were in business, finance and administration occupations which experienced an increase of 14,100 jobs (+6.6%).

Figure 4 – Employment change by occupations in Metro Vancouver, June to July

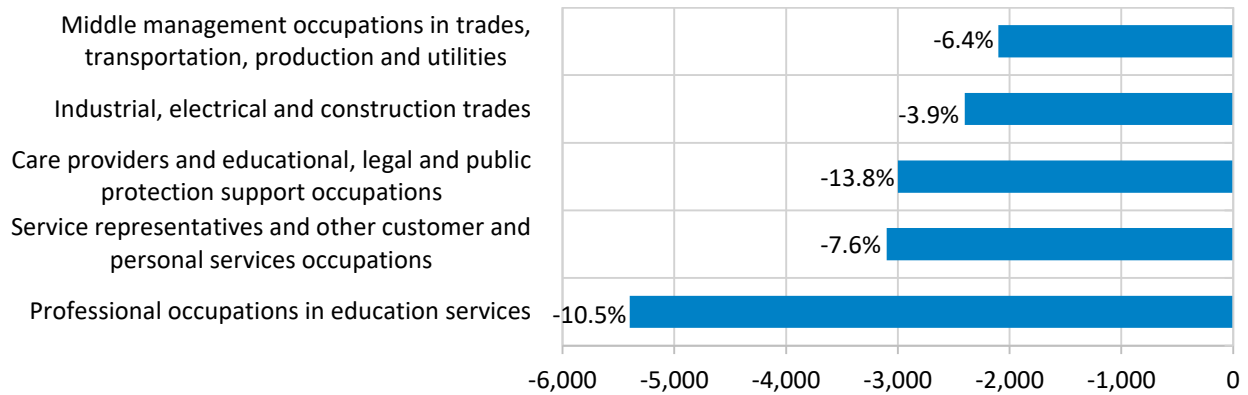


Source: Statistics Canada. Table 14-10-0313-01 Employment by occupation, three-month moving average, unadjusted for seasonality, census metropolitan areas.

The largest decrease in employment by detailed occupations was in professional occupations in education services, which lost 5,400 (-10.5%) workers since the previous month. Other occupations with significant employment losses include:

- Service representatives and other customer and personal services (-3,100; -7.6%)
- Care providers and educational, legal and public protection support (-3,000; -13.8%)
- Industrial, electrical and construction trades (-2,400; -3.9%)
- Middle management in trades, transportation, production and utilities (-2,100; -6.4%)

Figure 5 – Most employment loses by detailed occupation, June to July

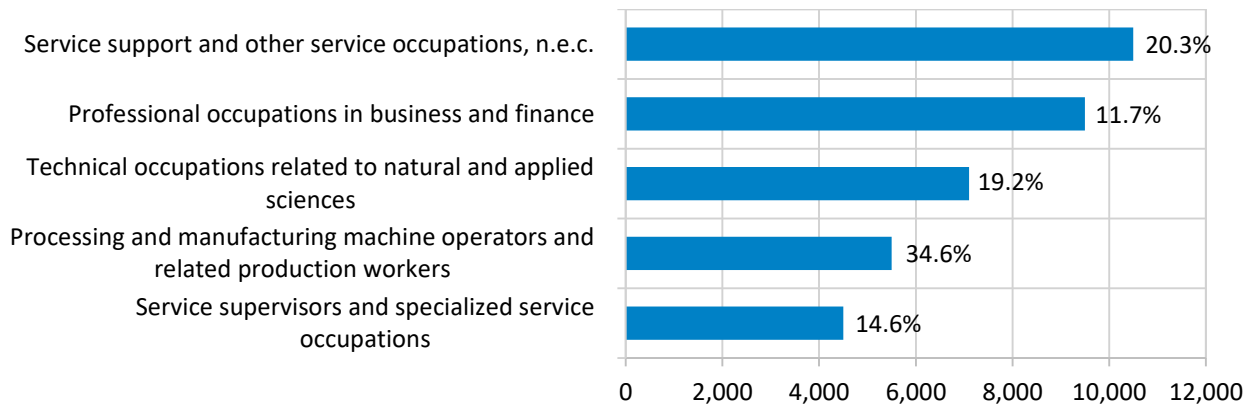


Source: Statistics Canada. Table 14-10-0313-01 Employment by occupation, three-month moving average, unadjusted for seasonality, census metropolitan areas.

The largest increase in employment by detailed occupations was for service support and other service occupations, which increased by 10,500 (+20.3%) workers since the previous month. Other occupations with employment gains from June to July include:

- Professional occupations in business and finance (+9,500; +11.7%)
- Technical occupations related to natural and applied sciences (+7,100; +19.2%)
- Processing and manufacturing machine operators (+5,500; +34.6%)
- Service supervisors and specialized service occupations (+4,500; +14.6%)

Figure 6 – Most employment gains by detailed occupation, June to July



Source: Statistics Canada. Table 14-10-0313-01 Employment by occupation, three-month moving average, unadjusted for seasonality, census metropolitan areas.

Government orders

A number of major orders related to the COVID-19 pandemic were issued by various levels of government prior to and during this reference week (July 12th to 18th). Please see Figure 7 for a full list. The next labour force survey release will be on September 4th (for reference week August 9th to 15th).

Figure 7 – Labour and business-related Government orders and announcements in place during the July 12th to July 18th reference period

Government	Date declared	Announcements/Orders
SINCE PREVIOUS Reference Week		
Province of British Columbia	June 24th	BC enters Phase 3 of the Restart Plan, including the return of travel and tourism within the province.
Province of British Columbia	June 25th	Applications open from local governments, community groups and First Nations for nearly \$160 million in infrastructure grants to help strengthen communities throughout British Columbia.
		Extension of the temporary layoffs provisions to a maximum of 24 weeks expiring on Aug. 30, 2020
Canada	June 25th	Program launched to encourage students to volunteer in the fight against COVID-19. Post-secondary students will be eligible to earn up to \$5,000 this summer through a new volunteer service grant.
Canada	July 2nd	Canada Emergency Commercial Rent Assistance (CECRA) program extended for an additional month, through July
Province of British Columbia	July 2nd	Emergency order protecting eligible businesses from being evicted extended through July in alignment with federal CECRA extension
City of Vancouver	July 3rd	Over 180 temporary patio permits issued
Province of British Columbia	July 7th	Extended State of Emergency to July 21
Canada	July 14th	Travel restrictions at the Canada-U.S. border will be extended into August as the COVID-19 pandemic continues
Canada	July 16th	Announced investment of over \$19 billion (was previously \$14 billion) through the Safe Restart Agreement with provinces and territories to protect health, get Canadians back to work and prep for possible second wave
Province of British Columbia	July 16th	\$2 billion from the Safe Re-Start Agreement will be coming from the federal government to support the province's restart plan
Canada	July 17th	Announced changes to the federal pandemic wage subsidy that would extend the program until the end of the year and open it to more businesses by removing the requirement that businesses prove a 30% decrease in revenue

Upcoming LFS data releases

Statistics Canada is scheduled to release LFS data on a monthly basis. The following table illustrates the upcoming LFS data releases and their reference period.

Figure 8 - Schedule of Labour Force Survey release dates

Release dates	Reference period
Sept 4, 2020	Aug 9 to 15, 2020
Oct 9, 2020	Sept 14 to 18, 2020

Additional Data Sources: Employment Lands and Economy Review

The Employment Lands and Economy Review team has also prepared 30 fact sheets using a variety of data sources detailing the economic structure of the city of Vancouver and the role of the city within the regional economy. These fact sheets are available on the City's website here: <https://vancouver.ca/employment-lands>.

City of Vancouver business support webpage

On Friday, April 3rd, City staff established the COVID-19 Business Communications and Support Office (BCSO) to assist local businesses at this critical time. The office is a single point of contact for Vancouver's local business owners to get information from the City of Vancouver regarding business support programs, to learn what City-run business services are currently available, and to make suggestions to the City concerning business and the economy. The webpage is available here: <https://vancouver.ca/home-property-development/covid-19-coronavirus-support-for-local-businesses.aspx>.

Staff in the City-Wide & Regional Planning division of the Planning, Urban Design and Sustainability department is supporting the BCSO, ensuring that information for business remains current and accessible, responding directly to questions by e-mail as well as assisting with developing resources for responding to concerns raised by local business operators.

If you have any questions or require further information, please contact me or Chris Robertson, Assistant Director, City-Wide & Regional Planning, at 604-873-7684 or chris.robertson@vancouver.ca.



Gil Kelley, FAICP
General Manager, Planning, Urban Design and Sustainability
604.873.7456 | gil.kelley@vancouver.ca

APPENDIX A – All labour and business-related Government orders and announcements since the end of the previous reference week ending June 20th

PRIOR TO Reference Week		
Province of British Columbia	March 12 th	Gatherings of over 250 people prohibited
Canada	March 13 th	Cruise ships with over 500 people prohibited from docking at any Canadian port
Province of British Columbia	March 16 th	Gatherings of over 50 people prohibited
Canada	March 17 th	Bank of Canada lowered the interest rate by 50 basis points to 0.75%
Canada		Canada closed its border to non-citizens (with some exceptions); inbound travelers must self-isolate
City of Vancouver / Parks Board		All VPL, Civic Theatre, and Park Board facilities closed
Province of British Columbia		State of emergency declared
Province of British Columbia		Those travelling on or after March 12 th must self-isolate
Province of British Columbia		Order to shut down all restaurant and bar dine-in service
Province of British Columbia		Notice to close casinos
Canada	March 18 th	Income tax payment deferral for business delayed to after August 31 st
Canada		10% wage subsidy for small employers and non-profits for three months
City of Vancouver	March 19 th	State of emergency declared
Canada	March 20 th	Canada-U.S. border closed to all non-essential travel starting March 20 th
City of Vancouver		Order to shut down all restaurant table service starting March 20 th
Province of British Columbia	March 21 st	Order to shut down personal service establishments (salons, spas, massage and tattoo parlors)
City of Vancouver	March 23 rd	Order to shut down personal service establishments (salons, spas, massage and tattoo parlors)
Province of British Columbia		BC Emergency Benefit for Workers provides a tax-free \$1,000 payment starting May 1 st
Province of British Columbia	March 24 th	School Tax reduction for businesses in property classes 4, 5, 6
Canada	March 27 th	Deferral of GST and HST tax payment, and taxes and duties owed on imports until June
Canada		Bank of Canada lowered the interest rate by 25 basis points to 0.50%
Canada		Canada Emergency Business Account provides up to \$25 billion to eligible financial institutions so they can offer \$40,000 interest-free loans to small businesses guaranteed and funded by the Government of Canada; up to \$10K forgivable.

Canada	March 27 th Implemented April 27 th	Canada Emergency Wage Subsidy: 75% wage subsidy up to \$847/week if applicant's business revenue has decreased by 30% because of Covid-19
Canada	March 30 th	Small and Medium-sized Enterprise Loan and Guarantee program that will enable up to \$40 billion in lending
Province of British Columbia	April 1 st	BC Hydro announces series of targeted bill relief programs across all customer types
Province of British Columbia	April 2 nd	\$300 monthly top-up for income assistance or disability assistance
City of Vancouver	April 3 rd	COVID-19 Business Communications and Support Office launched to assist local businesses
Province of British Columbia	April 8 th	Emergency Relief Support Fund providing \$225 per month for parents of children with special needs
Province of British Columbia	April 9 th	Temporary rental supplement of \$300 per month for eligible households with no dependents (\$500 with dependents)
Province of British Columbia		Residential rental eviction ban
Province of British Columbia	April 14 th	Requirement for 14-day self-isolation for all temporary foreign workers arriving in BC for seasonal farm work
Province of British Columbia	April 15 th	Provincial state of emergency is extended to April 28 th
Province of British Columbia		Additional services for commercial truck drivers
Province of British Columbia	April 16 th	Further reduction to school property tax rate for commercial properties, enhancement to 50% reduction to provincial school property tax rate that was originally announced for classes 4, 5, and 6
Province of British Columbia		Postponing the date that late payment penalties apply for commercial properties in classes 4,5,6,7 and 8 to Oct. 1, 2020
Canada / Province of British Columbia	April 16 th	The Canada Emergency Commercial Rent Assistance program (CECRA) to provide 75% commercial rent relief to tenants
Canada	April 17 th	\$675 million for small and medium-sized businesses through Canada's Regional Development Agencies
Canada		\$500 million in funding for Culture, Heritage and Sports
Canada	April 18 th	\$306.8 million in funding to help small and medium-sized Indigenous businesses
Translink	April 20 th	TransLink has announced almost 1,500 layoffs and reduced services to save costs.
Canada	April 21 st	\$350 million in emergency funds for community groups and national charities
Canada	April 23 rd	Medical and Research Strategy announced including \$1.1 billion in funding for research into vaccines and treatments, and national testing and modelling.

City of Vancouver	April 29 th	Property tax payment deadline for both residential and commercial delayed from July 3 to September 30, 2020
Province of British Columbia	May 1 st	B.C. Emergency Benefit for Workers provides a one-time, tax-free payment of \$1,000
Canada	May 5 th	\$252 million to support for agricultural-food industry with implementing measures to comply with sanitary requirements and maintain food supply
Province of British Columbia	May 6 th Implemented May 19 th	B.C.'s Restart Plan announced to lift restrictions in phases, gradually allowing for more social and economic activity. Phase 2, which will begin in May 19, includes: opening regulated health services and more non-essential businesses
Canada	May 7 th	Up to \$3 billion in wage top-up for essential workers announced.
Canada	May 11 th	Announced large employer emergency financing facility (LEEFF) providing bridge financing to employers with annual revenues of more than \$300 million
Canada		Expansion of the Business Credit Availability Program (BCAP) to mid-sized companies with larger financing needs. Support for mid-market businesses will include loans of up to \$60 million per company, and guarantees of up to \$80 million
Canada	May 12 th	\$3 billion for infrastructure projects to make facilities more pandemic-resistant and encourage outdoor activities. Projects must be completed in 2021.
Canada	May 14 th	New Regional Relief and Recovery Fund (RRRF) devotes nearly \$962 million to help more businesses and organizations in sectors such as manufacturing, technology, tourism and others that are key regional and local economic drivers.
Canada	May 15 th	Canada Emergency Wage Subsidy (CEWS) will be extended by another 3 months (to end of August) to support businesses in re-opening plans
Canada		\$450 million to help researchers and research institutions impacted by the pandemic
Province of British Columbia	May 19 th	Pandemic pay for front line health and social workers.
Canada	May 19 th	Expansion to the eligibility criteria for the Canada Emergency Business Account (CEBA) to include many owner-operated small businesses
Province of British Columbia	May 22 nd	Authorize expansion of patio service area through simplified licensing process
Canada	May 25 th	Canada Emergency Commercial Rent Assistance (CECRA) opens for applications
Province of British Columbia	May 25 th	\$10M grant for tourism marketing organization

Province of British Columbia	June 1 st	\$7.5M for music industry through Creative BC for Amplify BC.
Province of British Columbia	June 1 st	Commercial eviction ban extended through the month of July
City of Vancouver	June 1 st	Launched the Temporary Expedited Patio Program, which permits restaurants and liquor-serving establishments to set up temporary patios using street, on-street parking and sidewalk space in front or next to their business for free.
Province of British Columbia	June 2 nd	In-class instruction re-opens
Province of British Columbia	June 5 th	Closed hospitality businesses allowed to sell stock
Province of British Columbia	June 10 th	State of Emergency extended through the end of the day on June 23, 2020
Canada	June 11 th	\$133M for Indigenous businesses
City of Vancouver	June 12 th	City to introduce pop-up plazas, parklets and issues 47 temporary expedited patio permits and expands program to patios on private property to support ongoing recovery efforts
Province of British Columbia	June 12 th	Better access to gaming grants program for non-profits
Province of British Columbia	June 12 th	BC Arts Council second half of operating grants released
Canada	June 16 th	CERB extended from 16 weeks to 24 weeks for workers
Province of British Columbia	June 16 th	Temporary emergency funding program (TEF) for licensed child care centres is being extended until Aug 31, 2020
Province of British Columbia	June 16 th	Approval of temporary wholesale pricing for those with liquor licenses
Canada	June 17 th	\$500M additional R&D funding through Natural Sciences and Engineering Research Council of Canada's (NSERC) Discovery Grant program.
Province of British Columbia	June 19 th	Extended the temporary rental supplement (TRS) until the end of August 2020 to support landlords and tenants
Province of British Columbia	June 20 th	Extension of electricity costs for industries that have been impacted by COVID-19