From: "Johnston, Sadhu" <Sadhu.Johnston@vancouver.ca>
To: "Direct to Mayor and Council - DL"
CC: "City Manager's Correspondence Group - DL"
"Pickard, Gail" <Gail.Pickard@vancouver.ca>
"Impey, Patrice" <Patrice.Impey@vancouver.ca>
Date: 9/11/2020 4:26:09 PM
Subject: Memo - Capital Plan Recalibration
Attachments: Capital assets - inventory condition assessment (2019-22 Cap Plan) - July 2018.pdf
FRS 2019-2022 Capital Plan Recalibration Update Data - Spreadsheet - RTS 13895 (10-Sep-2020).xlsx

---

Dear Mayor and Council,

On September 16th, Council will receive the 2019-22 Capital Plan Recalibration report. This is a follow-up to the July presentation and proposes changes to the 2019-2020 Capital plan to reflect the impacts of Covid-19, program delivery updates, and Council's priorities. Attached are 2 documents for your reference regarding the Capital Plan which were requested at the July meeting:

1. An extract from the 2019-2020 Capital plan document which outlines asset condition assessments by category
2. A detailed spreadsheet of Capital projects and funding which can be used to sort and drill down on capital projects. The spreadsheet will be posted publicly on the finance page of vancouver.ca once Council has approved the updates to the plan.

We hope these will be helpful to you.

Should you have any questions feel free to contact me or Patrice Impey (604.873.7610 / Patrice.Impey@vancouver.ca).

Best,
Sadhu

Sadhu Aufochs Johnston | City Manager
Office of the City Manager | City of Vancouver
604.873.7627 | sadhu.johnston@vancouver.ca

Pronouns: he, him, his

CITY OF VANCOUVER

The City of Vancouver acknowledges that it is situated on the unceded traditional territories of the Musqueam, Squamish, and Tsleil-Waututh peoples.

2019-2022 CAPITAL PLAN

Approved by City Council on July 25, 2018

OVERVIEW OF CITY INFRASTRUCTURE & AMENITIES

The City owns over $25 billion of capital assets (replacement value excluding land) encompassing:

- 7.7 million square feet of facilities providing a broad range of recreation, community, social and cultural programs and services, affordable housing, public safety, and civic administration
- 1,370 hectares of parks and open spaces
- 4,550 km of sidewalks, streets and lanes
- 3,600 km of underground water and sewer mains

The lifespan of capital assets varies considerably across asset categories from water and sewer pipes (80-100 years), to buildings, sidewalks, trees (40-60 years), road pavement, traffic signals (20-40 years), playgrounds/playfields (10-20 years) and vehicles, information technology and other equipment (less than 10 years).

Since 2011, the City has adopted a **service-based capital planning framework** to drive accountability, enhance transparency, and enable a more holistic city-wide approach to long-term capital investment decision-making. Service plans inform the output metrics for the 10-year Capital Strategic Outlook and 4-year Capital Plan for each service categories. The following table summarizes the service categories and sub-categories used for the 2019-2022 Capital Plan.

Capital Planning Service Categories

Affordable housing
- Non-market rental housing (social & supportive)
- Purpose-built market rental housing

Childcare
- Infant/toddler/preschool (0-4 years old)
- School age (5-12 years old)

Parks & open spaces
- Park land
- Park amenities
- Programmed activity areas
- Seawall & waterfront
- Urban forest & natural areas
- Park buildings
- General features & infrastructure

Arts & culture
- Cultural facilities
- Entertainment & exhibition facilities
- Public art
- Heritage

Community facilities
- Libraries & archives
- Recreation facilities
- Social facilities

Public safety
- Police
- Fire & rescue
- Animal control

Civic facilities and equipment
- Administrative facilities
- Service yards, vehicles & equipment

Transportation & street use
- Transportation network
- Sustainable transportation
- Street use

One water
- Potable water
- Sewerage & drainage
- Green infrastructure

Solid waste
- Sanitation
- Disposal

Renewable energy
- Neighborhood energy
- Electric vehicle infrastructure

Technology
- Hardware
- Applications

AFFORDABLE HOUSING

Inventory of Assets

There are approximately 284,000 housing units in the city of Vancouver (2016 census), categorized as follow using the City's housing continuum chart:

The following summarizes the different types of affordable housing owned by the City or located on City land:

	City Assets	Replacement Value	% in Good / Fair Condition	Partner Assets
Shelters (year-round)	• 5 parcels of City-owned land leased to partners	-	-	• ~300 beds on City-owned land • ~700 beds on non-City land
SROs (privately-owned)	• n/a	-	-	• ~4,200 SRO rooms owned by private sector
Supportive housing & Non-market rental	• ~750 units in City buildings • ~200 parcels of City-owned land leased to partners	$190 M	65%	• ~10,200 units on City-owned land • ~14,700 units on non-City land
Purpose-built rental	• ~100 units (#1 Kingsway)	$30 M	100%	• ~58,000 units

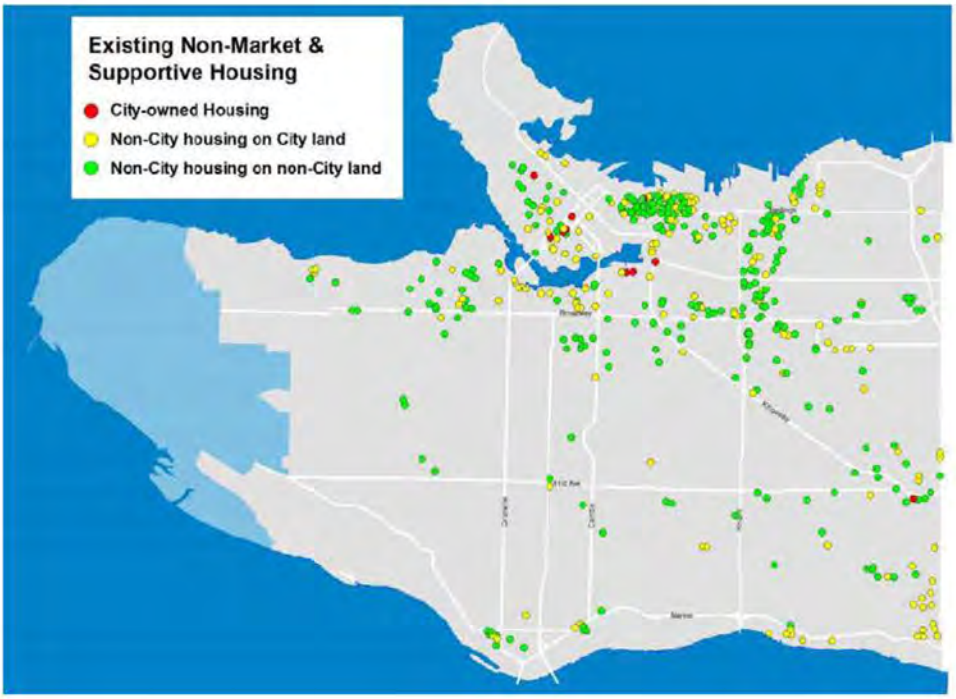

CHILDCARE

Inventory of Assets

There are currently approximately 13,000 licensed childcare spaces in Vancouver. The City has facilitated approximately 4,300 of these spaces[1], close to 1 in 3 licensed childcare spaces (33%).

Most preschool spaces in City-owned buildings are located in community centres and date from the 1950s and 1960s. These spaces are gradually being renewed as the community centres are renewed. About a dozen daycares (mostly portables) were built between 1970 and the early 1990s and most of these facilities have been or are in the process of being renewed. Only three remain to be renewed.

	City Assets	Replacement Value	% in Good / Fair Condition	Partner Assets
Infant, toddler & preschool (0-4 years old)	• 66 facilities with 2,240 spaces	$230 M	~80%	• ~5,200 spaces provided by VSB, non-profit agencies, and private sector
School age (5-12 years old)	• 17 facilities with 824 spaces	n/a[2]	-	• ~4,000 spaces provided by VSB, non-profit agencies, and private sector

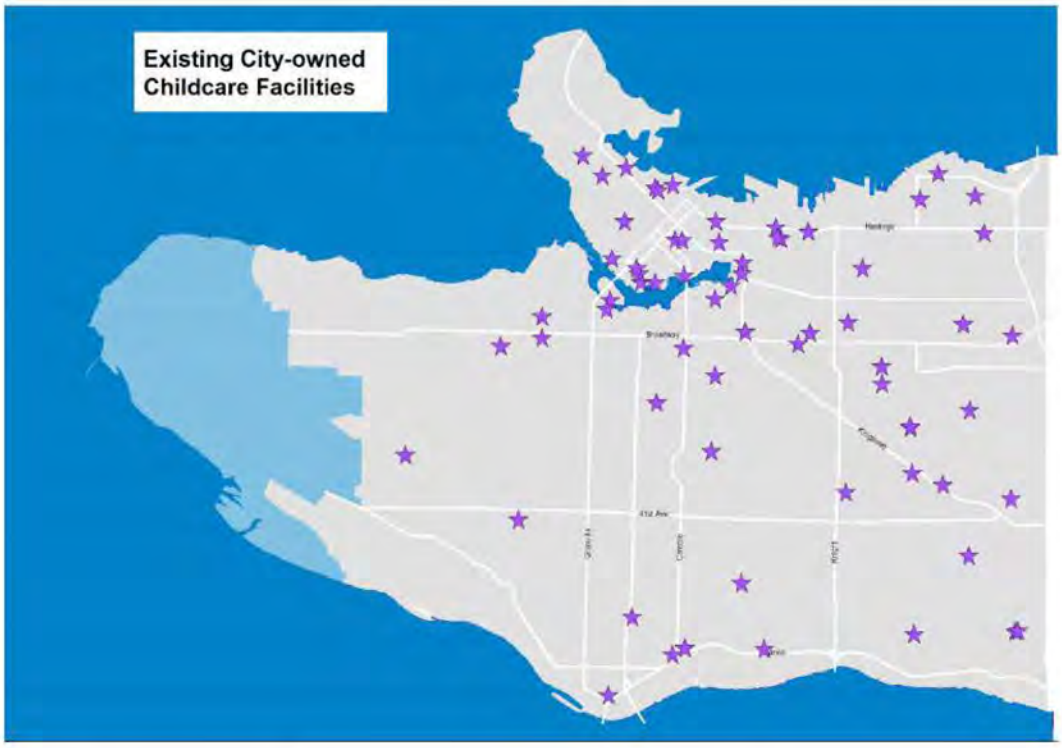

[1] As of March 31, 2018
[2] School age care is part-time and the spaces are typically shared with other community uses.

PARKS & OPEN SPACES

Inventory of Assets

Vancouver's network of parks and open spaces includes over 300 sites distributed across the city, accounting for 1,370 hectares (13.7 km^2) or about 10% of all land within municipal boundaries. These open spaces vary in size (from small urban plazas and mini-parks to major parks like Stanley Park) and function (e.g. natural areas, sports and recreation, leisure activities and public gatherings). The vast majority of parks and open spaces are managed by Vancouver Board of Parks and Recreation. Other government agencies that provide open space in Vancouver include the Vancouver School Board (VSB), Granville Island, Canada Place, hospitals and post-secondary schools.

	City Assets	Replacement Value	% in Good / Fair Condition	Partner Assets
Parks & Open Spaces	• 1,370 hectares of parks & open spaces • 215,000 trees • 32 km of seawall • 180 sport fields • 229 sport courts • 160 playgrounds • 36 dog off-leash areas • 6 golf courses • 1 cemetery • 149 park buildings	$1.8 B	~65%	• Playgrounds, playfields and sport courts at VSB schools • Open spaces on Granville Island • Open spaces at Canada Place and Convention Centre • Open spaces at hospitals and post-secondary schools

ARTS & CULTURE AND COMMUNITY FACILITIES

Inventory of Assets

Community facilities include arts, cultural and entertainment/exhibition facilities, libraries, recreation and social facilities.

	City Assets	Replacement Value	% in Good/ Fair Condition	Partner Assets
Cultural	• 55 facilities (1,310,000 sq.ft.)	$880 M	~55%	• Non-profit cultural facilities
Entertainment & Exhibition	• 5 facilities (380,000 sq.ft.) • Playland amusement park	$320 M	>25%	• B.C. Place Stadium • Rogers Arena • Convention Centre
Public Art	• ~300 art installations	$50 M	~75%	• ~100 art installations on private land
Libraries & Archives	• 22 facilities (575,000 sf)	$670 M	~85%	• n/a
Recreation	• 55 facilities (1,680,000 sq.ft.)	$1.51 B	~40%	• YMCA, YWCA
Social	• 41 facilities (570,000 sq.ft.)	$400 M	~60%	• Non-profit social facilities

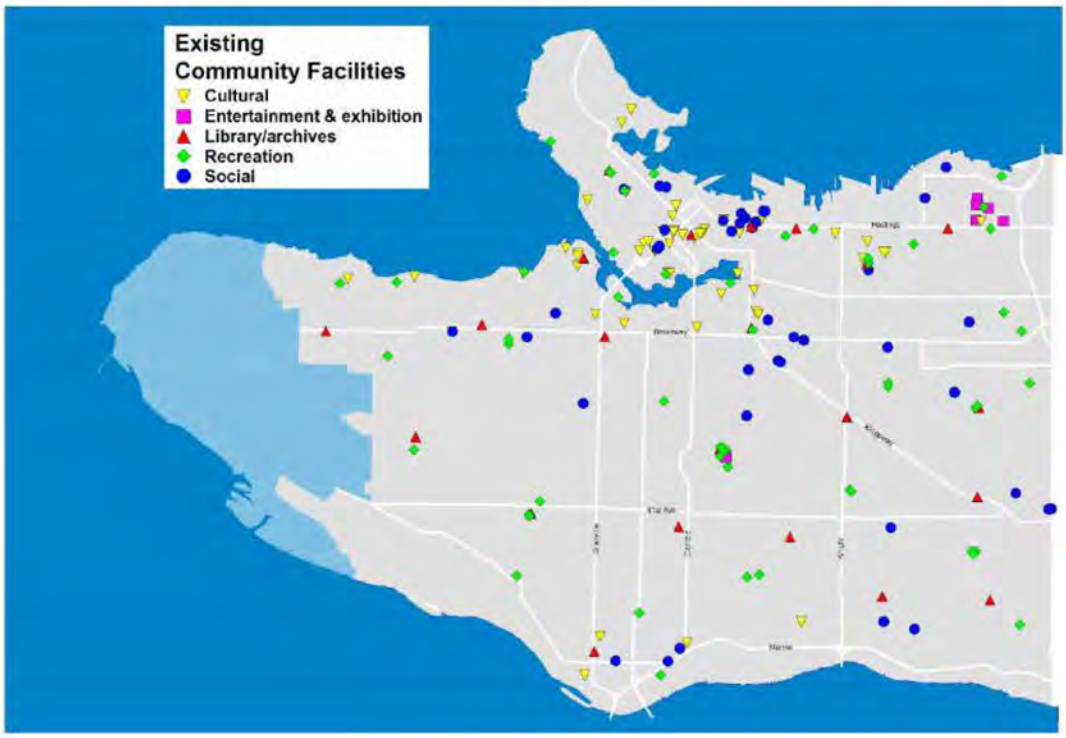

PUBLIC SAFETY AND CIVIC FACILITIES & EQUIPMENT

Inventory of Assets

The City owns over 60 civic facilities including public safety, administrative buildings, and service yards.

	City Assets	Replacement Value	% in Good / Fair / Condition	Partner assets
Public Safety - Police	• 3 police stations • 8 other police buildings • ~465 vehicles & equipment	$705 M	~75%	• n/a
Public Safety - Fire	• 19 fire halls • 3 other fire buildings • ~110 vehicles & equipment	$340 M	~45%	• n/a
Public Safety - Animal Control	• 1 animal control shelter	$10-15 M	0%	• n/a
City Hall Buildings	• 12 administration buildings • 21 service yards • ~830 vehicles & equipment	$875 M	~40%	• n/a

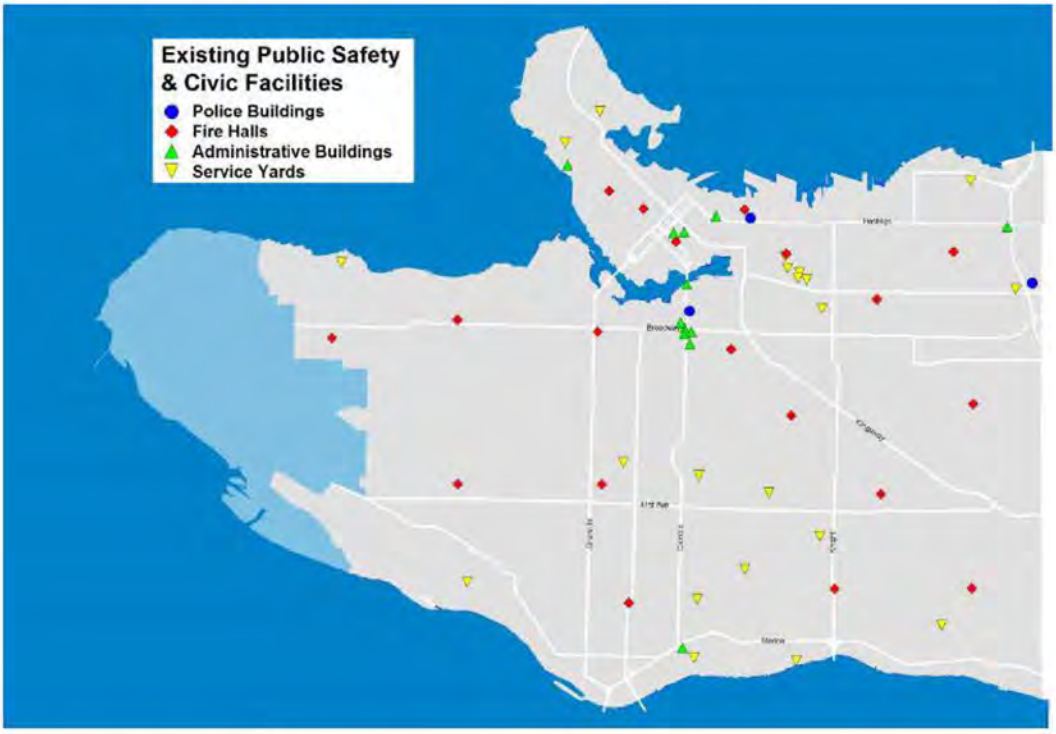

[3] Evans Yard, Kent Yard and National Yard
[4] Manitoba Yard and Sunset Yard

TRANSPORTATION & STREET USE

II. Inventory of Assets

The transportation network in Vancouver is provided jointly by three levels of government:

- The City owns and maintains over 4,000 km of walking, cycling and road networks, and a wide range of structures including the False Creek bridges and the viaducts
- TransLink owns, operates, and maintains all rapid transit and bus services, and provides funding for some of the roads, walking, and cycling facilities.
- The Province owns and maintains ~6 km of highways and three major bridges leading into Vancouver

	City Assets	Replacement Value	% in Good / Fair Condition	Partner Assets
Walking & Cycling	• 2,165 km of sidewalk • 320 km of bikeways • 381 pedestrian-bike signals • 16 pedestrian bridges and tunnels	Sidewalk: $1.1B Ped-bike signals: $114M Ped bridges: $37M	Sidewalk: 82% Ped-bike signals: 68% Ped bridges: 76%	• Sidewalks & paths at Granville Island, Canada Place and Convention Centre
Transit	• 18 km of bus lanes • 2,000 bus stops	n/a	90%	• 3 rapid transit lines with 25 km
Major Roads	• 358 km of arterial roads • 29 bridges • 486 traffic signals • 8,000 street light poles • 400 km of conduit	• Arterials: $1.8B • Bridges: $2B • Signals: $0.3B • Poles: $37M • Conduit: $0.2B	• Arterials: 85% • Bridges: 78% • Signals: 42% • Poles: 70% • Conduit: 30%	• 6 km of highways • 4 km within Port • 9 bridges
Local Roads	• 1,058 km of roads • 650 km of lanes • 24,000 street light poles • 1,200 km of conduit	• Roads & lanes: $2.5B • Poles: $110M • Conduit: $0.6B	• Roads & lanes: 86% • Poles: 70% • Conduit: 30%	• Local roads on Granville Island and within Port of Vancouver
Parking	• 10,000 parking meters	$12M	85%	n/a
Parklets, Curbside Patios & Plazas	• 20 parklets & curbside patios • 4 pavement to plazas	$70 M	Parklets & curbside patios: 90% Pavement to plazas: 100%	
Street Furniture	• 2,700 units (bus shelters, benches, bike racks) • Two underground public washrooms		Street furniture: 90% Washrooms: 0%	Over 3,500 units managed through Street Furniture Contract (wayfinding, automated public toilets, benches, litter cans)
Horti-culture	• 280,000 m^2 of Green Streets assets (planted curb bulges, traffic circles, medians, planters) • 23 community gardens		65%	

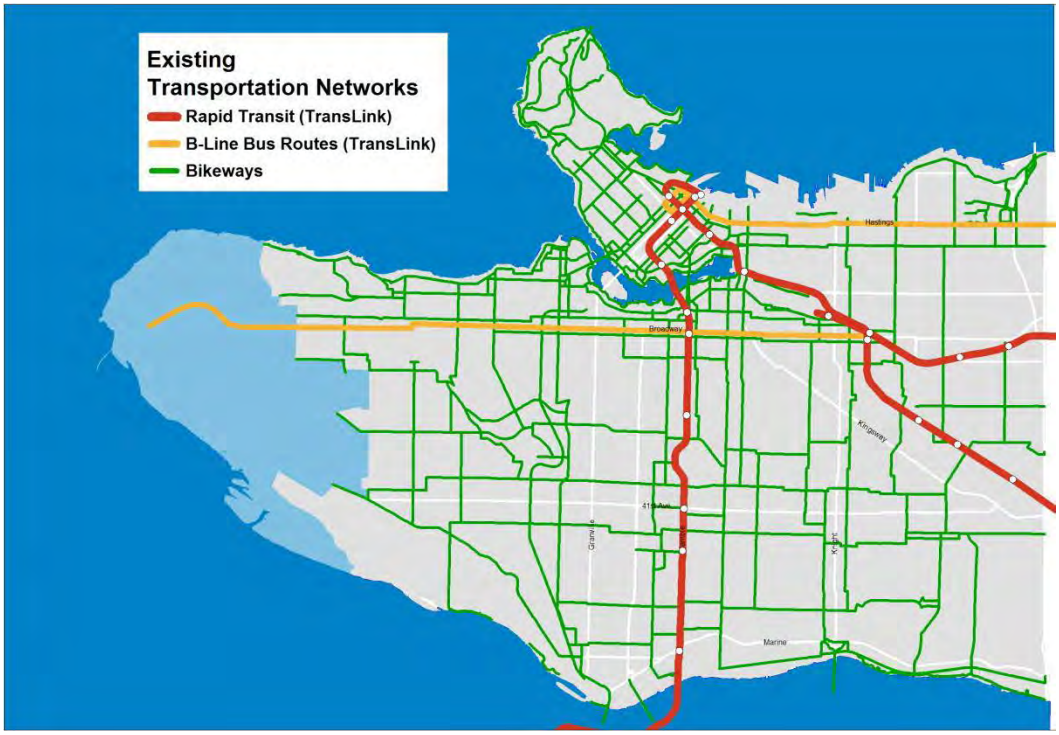
Existing
Transportation Networks
Rapid Transit (TransLink)
B-Line Bus Routes (TransLink)
Bikeways
Hastings
Broadway
Kingsway
41st Ave
Marine

ONE WATER (WATER, SEWERS & GREEN INFRASTRUCTURE)

Inventory of Assets

The potable water, wastewater and rainwater services in Vancouver are provided jointly by two levels of government:

- Metro Vancouver owns and maintains regional network components, such as the watersheds and reservoirs on the North Shore, the wastewater treatment plant in Richmond that serves Vancouver, and the water transmission mains, water reservoirs, and trunk sewers located within Vancouver.
- The City owns and maintains local serving components, such as water distribution mains, collection pipes for wastewater and rainwater, and green infrastructure assets located on public land.

	City Assets	Replacement Value	% in Good/ Fair Condition	Partner Assets
Potable Water	• 1,474 km of water mains • 12 km of dedicated fire protection (DFPS) water mains • 2 DFPS pump stations and 27 pressure reducing valve stations (PRVs) • ~100,000 water connections • ~20,000 water meters • ~6600 fire hydrants	$2.4 B	73%	• 103 km of water mains and 3 reservoirs (Metro Vancouver)
Sewers & Drainage	• 2,117 km of sewer & drainage mains • 24 pump stations • ~90,000 sewer connections • ~45,000 catch basins • ~200 green infrastructure features	$6.1 B	67%	• 125 km of sewer pipes (Metro Vancouver)

SOLID WASTE

Inventory of Assets

The City-owned landfill in Delta started operations in the mid-1960s. The Vancouver South Transfer Station at Manitoba Yards was built in the late-1980s. The recycling centre at the Vancouver landfill was built in the 1990s and a new Zero Waste Centre, replacing the recycling centre at the transfer station, opened in 2018.

	City Assets	Replacement Value	% in Good / Fair Condition	Partner Assets
Solid Waste	• Landfill in Delta (includes gas collection infrastructure) • Transfer station • 2 recycling centres • ~140 vehicles and equipment	$85 M Landfill: N/A	Transfer station: poor to fair Landfill: N/A	• Village Farms landfill gas beneficial use facility

RENEWABLE ENERGY

Inventory of Assets

The City owns and operates the False Creek Neighbourhood Energy Utility ("NEU"), which has been operating since 2010 and utilizes waste heat recovered from sewage and bio-methane. There are also two fossil-fuel based neighbourhood energy systems owned by Provincial governmental agencies, and two systems owned by private utility operators.

	City Assets	Replacement Value	% in Good / Fair Condition	Partner Assets
Neighborhood Energy	• 1 energy centre • 6 km of pipes • 33 transfer stations	$45M	100%	• 2 systems owned by other governments • 2 systems owned by private utility providers

TECHNOLOGY

Inventory of Assets

Information technology assets have short lifespans and require frequent replacement when compared to most other City assets. In addition, the world of information technology changes rapidly and is invariably accompanied by a change in the way work is done or a service is offered.

	City Assets	Replacement Value	% in Good / Fair Condition	Partner Assets
Technology	• ~4,700 computers & laptops • ~850 infrastructure components • 400+ software applications • 230+ km's of fibre optic cable	$0.4B	~75%	• #VanWiFi free public WiFi network at 550 locations throughout the city is comprised of assets deployed by our partners, Telus & Shaw

Major projects / programs	Program / major projects (sub- eve)	Funding source g oup	Funding source	Or ginal cap tal plan (July 2018)	Changes approved o date	Capi al p an BEFORE reca ibrat on	P oposed reca ibrat on changes	Cap tal plan AFTER reca ibra ion	Budget a locat ons to date	Forecast budget al ocations	In-kind contribu ion	City contributions	Deve opment contribut ons	Partner contribut ons
A fordab e housing														
New housing on City land														
New units de ivered through development	New uni s delivered through development	Devt. contrib. rese ves	CACs - Cambie/Marpole	-	-	-	11.3	11 3	-	11.3	-	-	11.3	-
		In-kind contribut ons	In-kind CAC - Housing	00.0	-	00.0	-	00 0	-	-	00 0	-	00.0	-
Acquisit on of new land for affordable housing	Acquisi ion of new land for affordable housing	Devt. contrib. rese ves	DCLs - Housing	75.0	7 9	82.9	-	82 9	51.2	31.7	-	-	82.9	-
		Tax & fee funded reserves	Reserve - EHT	-	3 8	3.8	-	3 8	3.8	-	-	3.8	-	-
Predevelopment funding or VAHA projects	Predevelopment funding or VAHA projects	Devt. contrib. rese ves	DCLs - Housing	-	3 2	3.2	-	3 2	3.2	-	-	-	3.2	-
New units de ivered in C ty projects*	Housing - Coal Harbour	Devt. contrib. rese ves	CACs - Housing	-	2 8	2.8	-	2 8	2.8	-	-	-	2.8	-
	Housing - Marpo e Civic Centre	Devt. contrib. rese ves	CACs - Housing	-	-	-	.0	0	-	.0	-	-	.0	-
Modu ar housing program	Temporary Modular Housing Program	Devt. contrib. rese ves	CACs - Housing	-	0 8	0.8	-	0 8	0.8	-	-	-	0.8	-
		Partners	CMHC funding	-	3 2	3.2	-	3 2	3.2	-	-	-	-	3.2
Subtotal New housing on C ty and				**475 0**	**21 6**	**496 6**	**15 3**	**511 9**	**64 9**	**47 0**	**400 0**	**3 8**	**504 9**	**3 2**
Maintenance & renewal of exist ng hous ng														
Capi al maintenance program	Capi al maintenance program	Plebisc te author ty	Cap tal - REFM (Debt)	2.0	(0 0)	2.0	-	2 0	0.8	1.2	-	2.0	-	-
Renovations o keep fac l ties funct onal & eff cier	Renovations o keep facil ties funct onal & ef icient	Plebisc te author ty	Cap tal - REFM (Debt)	1.0	-	1.0	-	1 0	0.9	0.1	-	1.0	-	-
Se sm c evaluat on of ex s ing aci it es	Seism c evaluat on of ex s ing aci it es	Plebisc te author ty	Cap tal - REFM (Debt)	0.5	-	0.5	-	0 5	-	0.5	-	0.5	-	-
Replacement of City-opera ed res dences	Replacement of City-opera ed res dences	Devt. contrib. rese ves	DCLs - Housing	12.0	(1 5)	10.5	-	10 5	6.5	.0	-	-	10.5	-
Preservat on of ex sting non-market & co-op hous	Preservat on of existing non-market & co-op housing	Devt. contrib. rese ves	CACs - Housing	15.0	-	15.0	-	15 0	.0	11.0	-	-	15.0	-
Rental protect on & re oca ion and other program	Rental protect on & re oca ion and other programs	Devt. contrib. rese ves	CACs - Housing	-	-	-	-	-	-	-	-	-	-	-
			DCLs - Housing	1.5	-	1.5	-	1 5	0.	1.1	-	-	1.5	-
Subtotal Maintenance & renewal of existing housing				**31 9**	**(1 5)**	**30 4**		**30 4**	**12 6**	**17 8**		**3 4**	**27 0**	
Grant ng programs														
Infrast ucture granting program for new soc al ho	Infrast ucture gran ing program for new soc al housing	Devt. contrib. rese ves	DCLs - Housing	20.0	(12 0)	8.0	-	8 0	8.0	-	-	-	8.0	-
		Tax & fee funded reserves	Reserve - EHT	-	19 0	19.0	-	19 0	19.0	-	-	19.0	-	-
SRO upgrade g anting program	SRO upgrade g anting prog am	Devt. contrib. rese ves	CACs - Housing	-	-	-	-	-	-	-	-	-	-	-
			DCLs - Housing	6.0	-	6.0	-	6 0	1.5	.5	-	-	6.0	-
Chinatown housing partnerships	Chinatown housing partnerships	Devt. contrib. rese ves	DCLs - Housing	1.6	-	1.6	-	1 6	0.	1.2	-	-	1.6	-
Supportive housing granting program	Suppor ive housing granting program	Devt. contrib. rese ves	CACs - Housing	-	-	-	-	-	-	-	-	-	-	-
			DCLs - Housing	0.9	-	0.9	-	0 9	0.5	0.5	-	-	0.9	-
Subtotal Granting programs				**28 5**	**7 0**	**35 5**		**35 5**	**29 4**	**6 2**		**19 0**	**16 5**	
Plann ng & policies														
Planning & stud es for VAHA projec s	Planning & stud es for non-C ty housing on C ty-owned and	Devt. contrib. rese ves	DCLs - Housing	1.5	-	1.5	-	1 5	-	1.5	-	-	1.5	-
Planning & stud es for other af ordable housing	Planning & stud es for other af ordable housing	Devt. contrib. rese ves	DCLs - Housing	3.2	-	3.2	-	3 2	1.	1.9	-	-	3.2	-
Subtotal P anning & policies				**4 7**		**4 7**		**4 7**	**1 4**	**3 4**			**4 7**	
Adjustments re ated to prior capital plans				-	1 9	1.9	-	1 9	1.9	-	-	0.0	(0.6)	2.5
otal Affordab e housing				**540 1**	**29 1**	**569 2**	**15 3**	**584 5**	**110 1**	**74 3**	**400 0**	**26 3**	**552 5**	**5 7**
Childcare														
New ch ldcare for in ants toddlers & preschoolers (0 4 years old)														
New 0- spaces de ivered by deve opment	New 0- spaces de ivered by development	Devt. contrib. rese ves	CACs - Cambie/Marpole	-	-	-	2.3	2 3	-	2.3	-	-	2.3	-
		In-kind contribut ons	In-kind CAC - Ch ldcare	37.5	-	37.5	2.0	39 5	-	-	39 5	-	39.5	-
New 0- spaces de ivered by the City or partners	Ch ldcare - Coal Harbour	Devt. contrib. rese ves	CACs - Ch ldcare	-	1 5	1.5	-	1 5	1.5	-	-	-	1.5	-
	Ch ldcare - Hen y Hudson School	Devt. contrib. rese ves	CACs - Ch ldcare	-	12 7	12.7	-	12 7	12.7	-	-	-	12.7	-
	Ch ldcare - Marpole Civ c Centre	Devt. contrib. rese ves	CACs - Cambie/Marpole	-	2 5	2.5	-	2 5	-	2.5	-	-	2.5	-
		Partners	Province - Chi dcare contribut on	-	1.1	1.1	-	1.1	3.5	2.5)	-	-	-	1.1
	Ch ldcare - Marpole Oakr dge CC expansion	Partners	Province - Chi dcare contribut on	-	0.	0.	-	0.	0.	-	-	-	-	0.
	Ch ldcare - West Fraser Lands	Devt. contrib. rese ves	DCLs - C tywide - Ch ldcare	-	1 8	1.8	-	1 8	1.8	-	-	-	1.8	-
		Partners	Province - Chi dcare contribut on	-	0 8	0.8	-	0 8	0.8	-	-	-	-	0.8
	New 0- spaces de ivered by the City or partners	Devt. contrib. rese ves	CACs - Ch ldcare	-	-	-	10.0	10 0	-	10.0	-	-	10.0	-
			DCLs - C tywide - Ch ldcare	70.0	(17 6)	52.5	(1 .3)	38 2	-	38.2	-	-	38.2	-
		Partners	Province	5.0	(5 0)	-	-	-	-	-	-	-	-	-
			Province - Chi dcare contribut on	-	26 0	26.0	-	26 0	-	26.0	-	-	-	26.0
Subtotal New chi dcare for infants toddlers & preschoolers 0 4 years old)				**112 5**	**24 0**	**136 5**		**136 5**	**20 6**	**76 5**	**39 5**		**108 3**	**28 2**
New ch ldcare for school age kids (5 12 years o d)														
New or upgraded space to provide 5-12 spaces	New or upgraded space to provide 5-12 spaces	Devt. contrib. rese ves	DCLs - C tywide - Ch ldcare	2.5	-	2.5	-	2 5	-	2.5	-	-	2.5	-
		Partners	Province - Chi dcare contribut on	-	2 5	2.5	-	2 5	-	2.5	-	-	-	2.5
Subtotal New chi dcare for school age kids (5 12 years old)				**2 5**	**2 5**	**5 0**		**5 0**		**5 0**			**2 5**	**2 5**
Maintenance & renewal of exist ng childcares														
Marpo e-Oak idge Commun ty Centre ch ldcare (	Renewal of the Marpole-Oakr dge Community Centre ch ldcar	Plebisc te author ty	Cap tal - REFM (Debt)	6.8	-	6.8	-	6 8	1.0	5.8	-	6.8	-	-
Renovations o keep fac l ties funct onal & eff cier	Renovations o keep facil ties funct onal & ef icient	Plebisc te author ty	Cap tal - REFM (Debt)	0.8	-	0.8	-	0 8	0.	0.	-	0.8	-	-
Capi al maintenance program	Capi al maintenance program	Plebisc te author ty	Cap tal - REFM (Debt)	0.3	-	0.3	-	0 3	0.2	0.1	-	0.3	-	-
Subtotal Maintenance & renewal of existing ch ldcares				**7 8**		**7 8**		**7 8**	**1 6**	**6 3**		**7 8**		
mplementation & research														
Planning & overhead	Planning & overhead	Capi al from revenue	Cap tal - General (PG)	0.6	-	0.6	-	0 6	0.5	0.1	-	0.6	-	-
		Partners	Province - Chi dcare contribut on	-	1 5	1.5	-	1 5	0.5	1.0	-	-	-	1.5
Subtotal mplementation & research				**0 6**	**1 5**	**2 1**		**2 1**	**1 0**	**1 1**		**0 6**		**1 5**
Adjustments re ated to prior capital plans				-	6 2	6.2	-	6 2	6.2	-	-	-	.	1.8
otal Childcare				**123 4**	**34 2**	**157 7**		**157 7**	**29 3**	**88 8**	**39 5**	**8 4**	**115 2**	**34 0**
Parks & open spaces														
Park land acquisition														
Pa k land acqu s tion	Park land acqu s tion	Devt. contrib. rese ves	DCLs - Burrard - Parks	-	-	-	2.0	2 0	-	2.0	-	-	2.0	-
			DCLs - C tywide - Parks	80.0	-	80.0	(1 .9)	65.1	38.2	26.9	-	-	65.1	-
Subtotal Park land acquis tion				**80 0**		**80 0**	**(12 9)**	**67 1**	**38 2**	**28 9**			**67 1**	
New park development														
Bu rard S opes 5th & Fi)	New park - Burrard Slopes	Devt. contrib. rese ves	DCLs - C tywide - Parks	8.	-	8.	(7.0)	1.	1.1	0.3	-	-	1.	-
East Fraser Lands area 1)	New park - EFL Area 1	Devt. contrib. rese ves	DCLs - C tywide - Parks	16.0	-	16.0	-	16 0	0.9	15.1	-	-	16.0	-
Mt. Pleasant (Main & 7th)	New park - Mt. P easant	Devt. contrib. rese ves	DCLs - C tywide - Parks	2.0	-	2.0	-	2 0	-	2.0	-	-	2.0	-
SEFC 'East Park'	New park - SEFC East	Devt. contrib. rese ves	DCLs - C tywide - Parks	-	-	-	-	-	-	-	-	-	-	-
			DCLs - SEFC - Pa ks	12.0	-	12.0	(10.0)	2 0	1.5	0.5	-	-	2.0	-
Smithe & R chards	New park - Sm the & Richards	Devt. contrib. rese ves	DCLs - DTS - Parks	-	0	.0	-	0	.0	-	-	-	.0	-
Other si es	Other new parks	Devt. contrib. rese ves	CACs - Cambie/Marpole	1.5	-	1.5	(0.2)	1 3	-	1.3	-	-	1.3	-
			DCLs - C tywide - Parks	3.6	-	3.6	(2.5)	1.1	0.8	0.	-	-	1.1	-
Subtotal New park development				**43 5**	**4 0**	**47 5**	**(19 7)**	**27 9**	**8 4**	**19 5**			**27 9**	
Park renewals & upgrades														
West End waterf ont park	Park renewal - West End Park Redevelopment	Devt. contrib. rese ves	CACs - West End & Baysho e	9.0	-	9.0	(5.5)	3 5	1.0	2.5	-	-	3.5	-
Queen E izabeth Park	Park renewal - QE Park Mas er Plan	Devt. contrib. rese ves	CACs - Cambie/Marpole	2.	-	2.	(0.2)	2 2	1.1	1.1	-	-	2.2	-
			DCLs - C tywide - Parks	3.7	-	3.7	(3.7)	-	-	-	-	-	-	-
Other pa ks	Renewal & upgrades of existing parks	Devt. contrib. rese ves	CACs - Joyce	1.0	-	1.0	-	1 0	0.2	0.8	-	-	1.0	-
			CACs - West End & Baysho e	1.5	-	1.5	-	1 5	0.2	1.3	-	-	1.5	-
			DCLs - C tywide - Parks	7.8	(0 3)	7.5	-	7 5	3.0	.	-	-	7.5	-
			DCLs - Oakr dge Langara - Pa ks	2.	-	2.	-	2.	-	2.	-	-	2.	-
		Plebisc te author ty	Cap tal - Parks (Deb)	1.6	(0.1)	1.5	-	1 5	0.7	0.8	-	1.5	-	-
Subtotal Park renewals & upgrades				**29 1**	**(0 4)**	**28 8**	**(9 3)**	**19 5**	**6 3**	**13 2**		**1 5**	**18 0**	
Park ameni ies														
Renewal & upgrades of p aygrounds, spray pads	Renewal & upgrades of p aygrounds, spray pads, etc.	Capi al from revenue	Cap tal - Parks (PG)	-	0 2	0.2	-	0 2	0.2	-	-	0.2	-	-
		Devt. contrib. rese ves	DCLs - C tywide - Parks	6.8	-	6.8	-	6 8	.8	2.0	-	-	6.8	-
		Partners	Donation - K tsi ano Community Assoc at on	-	0 3	0.3	-	0 3	0.3	-	-	-	-	0.3
		Plebisc te author ty	Cap tal - Parks (Deb)	2.3	0 0	2.3	-	2 3	1.6	0.7	-	2.3	-	-
Universal access improvements	Universal access improvements	Devt. contrib. rese ves	DCLs - C tywide - Parks	0.6	-	0.6	-	0 6	0.3	0.	-	-	0.6	-
Skate & bike faci it es/tracks	Skate & bike aci it es/t acks	Devt. contrib. rese ves	DCLs - C tywide - Parks	2.	-	2.	-	2.	0.8	1.6	-	-	2.	-
Dog parks & ameni ies	Dog parks & ameni ies	Capi al from revenue	Cap tal - Parks (PG)	0.	-	0.	-	0.	0.1	0.3	-	0.	-	-
		Devt. contrib. rese ves	DCLs - C tywide - Parks	1.6	-	1.6	-	1 6	0.6	1.0	-	-	1.6	-
Pa ks & recrea ions studies	Parks & recrea ions studies	Capi al from revenue	Cap tal - Parks (PG)	0.5	-	0.5	-	0 5	0.	0.1	-	0.5	-	-
		Devt. contrib. rese ves	CACs - West End & Baysho e	-	-	-	-	-	0.5	0.5)	-	-	-	-
			DCLs - C tywide - Parks	2.2	-	2.2	-	2 2	1.2	1.0	-	-	2.2	-
Project management	Project management	Capi al from revenue	Cap tal - Parks (PG)	1.6	-	1.6	-	1 6	0.8	0.8	-	1.6	-	-
		Devt. contrib. rese ves	DCLs - C tywide - Parks	1 .	-	1 .	-	1 .	7.2	7.2	-	-	1 .	-
Subtotal Park amenit es				**32 7**	**0 5**	**33 2**		**33 2**	**18 7**	**14 5**		**5 0**	**27 9**	**0 3**
Programmed activity areas														
New competi ive track & field t aining fac l ty	New compet tive track & field t aining fac l ty	Devt. contrib. rese ves	DCLs - C tywide - Parks	10.0	-	10.0	-	10 0	0.5	9.5	-	-	10.0	-
Running t acks - renewa s & upgrades	Renewa s & upgrades of running tracks	Capi al from revenue	Cap tal - Parks (PG)	0.6	-	0.6	-	0 6	0.1	0.5	-	0.6	-	-
		Devt. contrib. rese ves	DCLs - C tywide - Parks	0.8	-	0.8	-	0 8	0.1	0.6	-	-	0.8	-
Synthetic turf field - new	New synthet c tu f f e d	Devt. contrib. rese ves	DCLs - C tywide - Parks	5.	-	5.	-	5.	-	5.	-	-	5.	-
Synthetic turf fields - renewals & upgrades	Synthetic f e d renewals & upg ades	Capi al from revenue	Cap tal - Parks (PG)	3.2	-	3.2	-	3 2	-	3.2	-	3.2	-	-
		Devt. contrib. rese ves	DCLs - C tywide - Parks	0.8	-	0.8	-	0 8	-	0.8	-	-	0.8	-
Grass f e d - renewa s & upgrades	Grass f e d enewals & upgrades	Capi al from revenue	Cap tal - Parks (PG)	0.	-	0.	-	0.	0.	-	-	0.	-	-
		Devt. contrib. rese ves	DCLs - C tywide - Parks	1.1	0 6	1.7	-	1 7	1.7	-	-	-	1.7	-
Ba l d amonds & cricket program	Renewal & upgrades to ball d amonds & cricket p ogram	Capi al from revenue	Cap tal - Parks (PG)	0.1	-	0.1	-	0.1	0.1	0.1	-	0.1	-	-
		Devt. contrib. rese ves	DCLs - C tywide - Parks	0.	-	0.	-	0.	0.2	0.2	-	-	0.	-
F eld ighting - renewals & upg ades	F e d ighting renewals & upgrades	Capi al from revenue	Cap tal - Parks (PG)	0.2	-	0.2	(0.2)	-	-	-	-	-	-	-
		Plebisc te author ty	Cap tal - Parks (Deb)	-	-	-	0.2	0 2	-	0.2	0 0	0.2	-	-
Sport cou ts - renewal & upgrades	Renewal & upgrades of cou ts	Capi al from revenue	Cap tal - Parks (PG)	0.3	-	0.3	-	0 3	0.3	-	-	0.3	-	-
		Devt. contrib. rese ves	DCLs - C tywide - Parks	0.8	-	0.8	-	0 8	0.8	-	-	-	0.8	-
Go f course improvements	Go f course improvements	Tax & fee funded reserves	Reserve - Go f	0.5	-	0.5	-	0 5	0.5	-	-	0.5	-	-
Subtotal Programmed activ ty areas				**24 4**	**0 6**	**25 0**		**25 0**	**4 5**	**20 5**	**0 0**	**5 2**	**19 8**	
Seawa l & waterfront														
Seaside greenway improvements	Seaside greenway	Devt. contrib. rese ves	DCLs - C tywide - Parks	2.0	-	2.0	-	2 0	2.0	-	-	-	2.0	-
		Partners	Province - MOTI	-	0.1	0.1	-	0.1	0.1	-	-	-	-	0.1
Seawall - main enance & renewal	Seawall maintenance & renewal	Capi al from revenue	Cap tal - Parks (PG)	-	-	-	-	-	-	-	-	-	-	-
		Plebisc te author ty	Cap tal - Parks (Deb)	1.7	-	1.7	(0.2)	1 5	0.8	0.7	-	1.5	-	-
Shoreline maintenance	Shoreline maintenance	Capi al from revenue	Cap tal - Parks (PG)	0.2	-	0.2	-	0 2	0.2	-	-	0.2	-	-
Bridges, boardwalks & p ers - renewal & upgrade	Renewal & upgrade of bridges, boa dwalks & piers	Plebisc te author ty	Cap tal - Parks (Deb)	3.0	-	3.0	-	3 0	2.0	1.0	-	3.0	-	-
Jericho pier	Jer cho pier	Devt. contrib. rese ves	DCLs - C tywide - Parks	1.0	-	1.0	-	1 0	0.7	0.3	-	-	1.0	-
		Plebisc te author ty	Cap tal - Parks (Deb)	0.5	-	0.5	-	0 5	0.3	0.2	-	0.5	-	-
Subtotal Seawall & waterfront				**8 4**	**0 1**	**8 5**	**(0 2)**	**8 3**	**6 1**	**2 2**		**5 2**	**3 0**	**0 1**
Urban forest & na ural areas														
New & rep acement trees	New & rep acement trees	Capi al from revenue	Cap tal - Parks (PG)	0.5	-	0.5	-	0 5	0.3	0.2	-	0.5	-	-
		Devt. contrib. rese ves	DCLs - C tywide - Parks	8.2	-	8.2	-	8 2	5.0	3.1	-	-	8.2	-
Biodiversity projec s	Biodiversity projec s	Devt. contrib. rese ves	CACs - West End & Baysho e	-	-	-	1.3	1 3	-	1.3	-	-	1.3	-
			DCLs - C tywide - Parks	3.7	0 0	3.7	(1.3)	2.	2.8	0.)	-	-	2.	-
		Plebisc te author ty	Cap tal - Parks (Deb)	-	0 0	0.0	-	0 0	0.0	-	-	0.0	-	-
Hastings Park stream & wet and crea ion	Hastings Park stream & wet and crea ion	Devt. contrib. rese ves	DCLs - C tywide - Parks	1.6	-	1.6	(1.3)	0 3	0.2	0.2	-	-	0.3	-
Stan ey Park cl ff sca ing	Stan ey Park cl ff sca ing	Capi al from revenue	Cap tal - Parks (PG)	0.5	-	0.5	-	0 5	0.2	0.2	-	0.5	-	-
		Plebisc te author ty	Cap tal - Parks (Deb)	-	0 0	0.0	-	0 0	0.0	-	-	0.0	-	-
Subtotal Urban forest & natural areas				**14 4**	**0 0**	**14 4**	**(1 3)**	**13 1**	**8 5**	**4 6**		**1 0**	**12 1**	
General features & nfrastructure														
Rehabi itat on of pedestr an bridges	Rehabi i at on of pedestr an bridges	Plebisc te author ty	Cap tal - Parks (Deb)	3.5	-	3.5	-	3 5	1.	2.1	-	3.5	-	-
New & improved pathways	New & improved pathways	Devt. contrib. rese ves	DCLs - C tywide - Parks	1.5	-	1.5	-	1 5	0.1	1.	-	-	1.5	-
Rehabi itat on of paved su faces	Rehabi i at on of paved su faces	Plebisc te author ty	Cap tal - Parks (Deb)	1.9	(0.1)	1.8	-	1 8	1.8	-	-	1.8	-	-
Rehabi itat on of park inf astructure	Rehabi i at on of park infrastructure	Capi al from revenue	Cap tal - Parks (PG)	0.3	-	0.3	-	0 3	0.3	-	-	0.3	-	-
Green infrast ucture & drainage	Green infrastructure & drainage	Devt. contrib. rese ves	DCLs - C tywide - Parks	1.5	-	1.5	-	1 5	0.	1.1	-	-	1.5	-
Maintenance & upgrades to e ectr cal systems	Maintenance & upgrades to e ectr cal systems	Capi al from revenue	Cap tal - Parks (PG)	0.3	-	0.3	-	0 3	0.2	0.2	-	0.3	-	-
		Devt. contrib. rese ves	DCLs - C tywide - Parks	0.3	-	0.3	-	0 3	0.2	0.2	-	-	0.3	-
Community garden upgrades	Community garden upg ades	Devt. contrib. rese ves	DCLs - C tywide - Parks	0.	-	0.	-	0.	0.2	0.2	-	-	0.	-
Irr gation systems & water conservat on	Irr gation systems & water conservat on	Capi al from revenue	Cap tal - Parks (PG)	0.7	-	0.7	-	0 7	0.6	0.1	-	0.7	-	-
		Devt. contrib. rese ves	DCLs - C tywide - Parks	0.7	-	0.7	-	0 7	0.6	0.1	-	-	0.7	-
Subtotal General features & infrastructure				**10 9**	**(0 1)**	**10 9**		**10 9**	**5 5**	**5 3**		**6 5**	**4 3**	
Park buildings														
New washrooms & f e dhouses	New washrooms & f e dhouses	Devt. contrib. rese ves	DCLs - C tywide - Parks	8.7	-	8.7	-	8 7	1.5	7.2	-	-	8.7	-
Washrooms, f e dhouses & concessions (renewa	Renewal & upgrades of washrooms, fieldhouses & concessior	Devt. contrib. rese ves	DCLs - C tywide - Parks	6.2	-	6.2	-	6 2	0.8	5.5	-	-	6.2	-
		Plebisc te author ty	Cap tal - Parks (Deb)	2.1	-	2.1	-	2.1	0.3	1.8	-	2.1	-	-
Capi al maintenance program	Capi al maintenance program	Plebisc te author ty	Cap tal - REFM (Debt)	.0	-	.0	-	0	0.5	3.5	-	.0	-	-
Subtotal Park buildings				**21 0**		**21 0**		**21 0**	**3 0**	**18 0**		**6 1**	**14 9**	
Adjustments re ated to prior capital plans				-	(0.)	0.)	-	(0.)	(0.)	-	-	(0.0)	(0.)	0.0
otal Parks & open spaces				**264 5**	**4 4**	**268 9**	**(43 5)**	**225 5**	**98 8**	**126 6**	**0 0**	**30 3**	**194 7**	**0 4**
Arts & culture														
Developer led projects														
New cultural hub at 801 Pacif c	New cultural hub at 801 Paci ic	In-kind contribut ons	In-kind CAC - M sc	16.0	-	16.0	-	16 0	-	-	16 0	-	16.0	-
New performance space at Oakridge Centre	New performance space at Oakridge Centre	In-kind contribut ons	In-kind CAC - M sc	15.0	-	15.0	-	15 0	-	-	15 0	-	15.0	-
New cultural amenity space at 7th & Fir	New cultural amenity space at 1616 W 7th Ave	In-kind contribut ons	In-kind CAC - M sc	-	-	-	5.6	5 6	-	-	5 6	-	5.6	-
New production space at Main & 2nd	New production space at Main & 2nd	In-kind contribut ons	In-kind CAC - M sc	1.0	-	1.0	-	1 0	-	-	1 0	-	1.0	-
New pub ic art de ive ed by development	New pub ic art de ive ed by development	In-kind contribut ons	In-kind Publ c Art	10.0	-	10.0	-	10 0	-	-	10 0	-	10.0	-
Subtotal Developer led projects				**42 0**		**42 0**	**5 6**	**47 6**			**47 6**		**47 6**	
Heri age programs														
Her tage incentive p ograms	Tax funded heri age incen ive programs	Capi al from revenue	Cap tal - General (PG)	2.	-	2.	(0.2)	2 2	1.0	1.2	-	2.2	-	-
	He itage incentive p ogram CAC & DBZ)	Devt. contrib. rese ves	Heritage conservation reserve (136)	72.0	-	72.0	(7.0)	25 0	13.8	11.3	-	-	25.0	-
Subtotal Heritage programs				**74 4**		**74 4**	**(47 2)**	**27 2**	**14 8**	**12 4**		**2 2**	**25 0**	
Hastings Park / PNE														
Ongoing implementa ion of Hastings Park Mas e	Ongoing implementa ion of Hastings Park Mas er Plan	Tax & fee funded reserves	Reserve - HP	10.0	-	10.0	-	10 0	2.2	7.8	-	10.0	-	-
Subtotal Has ings Park / PNE				**10 0**		**10 0**		**10 0**	**2 2**	**7 8**		**10 0**		
Chinatown														
Chinatown cultural pa tnerships	Chinatown cultural pa tnerships	Devt. contrib. rese ves	CACs - Cityw de	0.5	-	0.5	-	0 5	-	0.5	-	-	0.5	-
		Partners	Partner TBD	.5	(0 5)	.0	(.0)	-	-	-	-	-	-	-
			Province	-	0 5	0.5	-	0 5	0.5	-	-	-	-	0.5
Chinese Society Legacy Program	Chinese Society Legacy Program	Capi al from revenue	Cap tal - General (PG)	-	0 7	0.7	-	0 7	0.7	-	-	0.7	-	-
		Devt. contrib. rese ves	CACs - Cityw de	1.0	-	1.0	(1.0)	-	0.9	0.9)	-	-	-	-
		Partners	Partner TBD	9.0	-	9.0	(9.0)	-	-	-	-	-	-	-
Redes gn of Chinatown Memo ial P aza	Redes gn of Chinatown Memo ial P aza (planning/des gn)	Devt. contrib. rese ves	CACs - Cityw de	3.5	-	3.5	(2.5)	1 0	0.2	0.8	-	-	1.0	-
Subtotal Chinatown				**18 5**	**0 7**	**19 2**	**(16 5)**	**2 7**	**2 3**	**0 4**		**0 7**	**1 5**	**0 5**
Public art														
New pub ic art de ive ed the City or partners	New pub ic art de ive ed the City or partners	Devt. contrib. rese ves	Pub ic art reserves 071, 131, e c)	10.0	-	10.0	-	10 0	1.8	8.2	-	-	10.0	-
Maintenance of ex s ing publ c art	Maintenance of ex s ing publ c art	Capi al from revenue	Cap tal - General (PG)	1.0	-	1.0	-	1 0	-	1.0	-	1.0	-	-
		Devt. contrib. rese ves	Pub ic art maintenance eserve (078)	1.0	-	1.0	-	1 0	0.5	0.5	-	-	1.0	-
Subtotal Pub ic art				**12 0**		**12 0**		**12 0**	**2 2**	**9 8**		**1 0**	**11 0**	
Maintenance & renovations programs														
Capi al maintenance program	Capi al maintenance program	Plebisc te author ty	Cap tal - REFM (Debt)	20.0	0 7	20.7	-	20 7	15.	5.3	-	20.7	-	-
Civic theat e upgrades	Civic theat e upgrades	Tax & fee funded reserves	Reserve - Civic theatre	-	5.	5.	-	5.	3.5	1.9	-	5.	-	-
Renovations o keep fac l ties funct onal & eff cier	Renovations o keep facil ties funct onal & ef icient	Devt. contrib. rese ves	CACs - Cityw de	0.2	-	0.2	-	0 2	-	0.2	-	-	0.2	-
		Plebisc te author ty	Cap tal - REFM (Debt)	0.9	-	0.9	-	0 9	0.6	0.3	-	0.9	-	-
Subtotal Maintenance & renovations programs				**21 1**	**6 1**	**27 2**		**27 2**	**19 5**	**7 7**		**27 0**	**0 2**	
Grant ng programs														
Cu tural capital grant programs	Cu tural capital grant p ograms	Capi al from revenue	Cap tal - General (PG)	.0	0 5	.5	-	5	3.1	1.	-	.5	-	-
		Devt. contrib. rese ves	CACs - Cityw de	2.0	-	2.0	-	2 0	-	2.0	-	-	2.0	-
Subtotal Granting programs				**6 0**	**0 5**	**6 5**		**6 5**	**3 1**	**3 4**		**4 5**	**2 0**	
Adjustments re ated to prior capital plans				-	(1 9)	(1.9)	-	(1 9)	(1.9)	-	-	(1.9)	-	-

otal Arts & culture				**184 0**	**5 3**	**189 3**	**(58 1)**	**131 2**	**42 1**	**41 5**	**47 6**	**43 4**	**87 3**	**0 5**
Community fac lities														
Developer led projects														
Oakridge commun ty centre (new)	New Oakridge commun ty centre	In-kind contribut ons	In-kind CAC - M sc	0.0	-	0.0	-	0 0	-	-	0 0	-	0.0	-
Oakridge ibrary (renewal & expansion)	Renewal & expansion of Oakridge ibrary	Devt. contrib. rese ves	CACs - Cambie/Marpole	2.	-	2.	-	2.	-	2.	-	-	2.	-
		In-kind contribut ons	In-kind CAC - M sc	35.0	-	35.0	-	35 0	-	-	35 0	-	35.0	-
L tt e Mountain neighbourhood house (renewal &	L tt e Mountain neighbourhood house	In-kind contribut ons	In-kind CAC - M sc	7.	-	7.	(1.2)	6 2	-	-	6 2	-	6.2	-
		Partners	BC Community Deve opment In tiative Prog am	-	-	-	2.0	2 0	-	2.0	-	-	-	2.0
Arbutus V llage ne ghbou hood house & adu t day	Arbutus V llage ne ghbou hood house & adu t day centre	In-kind contribut ons	In-kind CAC - M sc	5.7	1.	7.1	-	7.1	-	-	7.1	-	7.1	-
South Vancouver neighbourhood house annex	South Vancouver neighbourhood house annex	In-kind contribut ons	In-kind CAC - M sc	1.0	-	1.0	-	1 0	-	-	1 0	-	1.0	-
Subtotal Developer led projects				**91 5**	**1 4**	**92 9**	**0 8**	**93 7**		**4 4**	**89 3**		**91 7**	**2 0**
City led projects														
Marpo e-Oak idge community cent e (renewal &	Renewal of Marpo e-Oakridge community centre	Devt. contrib. rese ves	CACs - Cambie/Marpole	16.2	-	16.2	-	16 2	0.1	16.1	-	-	16.2	-
		Plebisc te author ty	Cap tal - REFM (Debt)	22.	-	22.	-	22.	6.1	16.3	-	22.	-	-
Marpo e outdoor pool (new)	New Marpo e outdoor pool	Devt. contrib. rese ves	CACs - Cambie/Marpole	15.0	-	15.0	-	15 0	2.0	13.0	-	-	15.0	-
Marpo e ibra y (renewal & expansion)	Renewal & expansion of Marpo e ibra y	Devt. contrib. rese ves	CACs - Cambie/Marpole	19.0	-	19.0	(15.)	3 6	7.3	3.7)	-	-	3.6	-
		Plebisc te author ty	Cap tal - REFM (Debt)	.8	(0.1)	.7	(3.8)	0 9	0.1	0.8	-	0.9	-	-
Marpo e soc al/cu tu al centre (new)	Soc al / Cultural space @ new Marpo e Civic Centre	Devt. contrib. rese ves	CACs - Cambie/Marpole	-	-	-	.0	0	-	.0	-	-	.0	-
City archives (relocat on & enewal)	Re ocation & renewal of archives	Devt. contrib. rese ves	CACs - Cityw de	.0	-	.0	-	0	.0	-	-	-	.0	-
		Partners	GTF Commnu ty Works Fund	10.0	-	10.0	-	10 0	10.0	-	-	-	-	10.0
		Plebisc te author ty	Cap tal - REFM (Debt)	.0	(0 7)	3.3	-	3 3	3.3	-	-	3.3	-	-
Bri ann a (p anning for 1st phase renewal & expa	Continued design for 1st phase of Bri ann a renewal	Devt. contrib. rese ves	CACs - GW	5.0	-	5.0	-	5 0	-	5.0	-	-	5.0	-
		Plebisc te author ty	Cap tal - REFM (Debt)	-	-	-	-	-	-	-	-	-	-	-
Sunset Sen ors Cen er (new) - City s share	Sunset Sen ors Cen er	Devt. contrib. rese ves	CACs - Cambie/Marpole	-	-	-	3.5	3 5	-	3.5	-	-	3.5	-
Coal Harbour School on City land (new) - VSB fu	School - Coal Harbour	Partners	VSB	-	2 8	2.8	-	2 8	2.8	-	-	-	-	2.8
West End Community Centre (planning or 1st ph	Master plan & design of 1st phase of West End Commun ty C	Devt. contrib. rese ves	CACs - West End & Baysho e	10.0	-	10.0	(8.0)	2 0	1.0	1.0	-	-	2.0	-
RayCam Centre (planning for renewal & expansi	Planning for renewal of RayCam community centre	Capi al from revenue	Cap tal - REFM (PG)	1.8	-	1.8	(1.8)	-	0.5	0.5)	-	-	-	-
		Devt. contrib. rese ves	CACs - Cityw de	0.2	-	0.2	-	0 2	-	0.2	-	-	0.2	-
		Plebisc te author ty	Cap tal - REFM (Debt)	-	-	-	1.8	1 8	-	1.8	-	1.8	-	-
Indigenous Social Enterp ise Centre (new)	Indigenous Social Enterp ise Centre	Devt. contrib. rese ves	CACs - Cityw de	-	2 0	2.0	-	2 0	2.0	-	-	-	2.0	-
Qumunity (renewal & expansion) - addit onal func	Qumun ty	Devt. contrib. rese ves	CACs - West End & Baysho e	-	-	-	1.5	1 5	-	1.5	-	-	1.5	-
Subtotal C ty ed projects				**112 4**	**4 0**	**116 4**	**(18 2)**	**98 2**	**39 2**	**59 0**		**28 4**	**57 0**	**12 8**
Maintenance & renovations programs														
Capi al maintenance program	Capi al maintenance program	Plebisc te author ty	Cap tal - REFM (Debt)	19.5	0 2	19.7	-	19 7	13.	6.3	-	19.7	-	-
Renovations o keep fac l ties funct onal & eff cier	Renovations o keep facil ties funct onal & ef icient	Devt. contrib. rese ves	CACs - Cityw de	0.9	-	0.9	-	0 9	0.5	0.5	-	-	0.9	-
		Plebisc te author ty	Cap tal - REFM (Debt)	3.5	0 5	.0	-	0	3.8	0.3	-	.0	-	-
Planning & overhead	Planning & overhead	Capi al from revenue	Cap tal - REFM (PG)	1.8	-	1.8	-	1 8	0.9	0.9	-	1.8	-	-
Subtotal Maintenance & renovations programs				**25 7**	**0 7**	**26 5**		**26 5**	**18 5**	**8 0**		**25 6**	**0 9**	
Equity & gran ing programs														
Equity re a ed ini ia ives	Equity re a ed ini iatives	Capi al from revenue	Cap tal - Emerging PG)	-	-	-	.5	5	-	.5	-	.5	-	-
Downtown Easts de capital grant programs	Downtown Easts de capital grant programs	Capi al from revenue	Cap tal - General (PG)	.0	-	.0	-	0	2.	1.6	-	.0	-	-
Soc al capital grant prog ams	Soc al capital grant programs	Capi al from revenue	Cap tal - General (PG)	1.0	-	1.0	-	1 0	0.7	0.3	-	1.0	-	-
		Devt. contrib. rese ves	CACs - Cityw de	0.5	-	0.5	-	0 5	0.5	-	-	-	0.5	-
Subtotal Equ ty & grant ng programs				**5 5**		**5 5**	**4 5**	**10 0**	**3 6**	**6 4**		**9 5**	**0 5**	
Adjustments re ated to prior capital plans				-	1 5	1.5	-	1 5	1.5	-	-	0.8	-	0.7
otal Community fac lities				**235 1**	**7 6**	**242 7**	**(12 9)**	**229 9**	**62 7**	**77 8**	**89 3**	**64 2**	**150 1**	**15 5**
Pub ic safety														
City led projects														
Grandview Fire Hall (renewal & expansion)	Renewal & expansion of Fi e ha l #9 in Granview Wood and	Capi al from revenue	Cap tal - Emerging PG)	-	-	-	0.5	0 5	-	0.5	-	0.5	-	-
			Cap tal - REFM (PG)	2.0	-	2.0	(2.0)	-	0.5	0.5)	-	-	-	-
		Devt. contrib. rese ves	CACs - GW	1.0	-	1.0	-	1 0	-	1.0	-	-	1.0	-
		Plebisc te author ty	Cap tal - Emerging Debt)	-	-	-	35.7	35 7	-	35.7	-	35.7	-	-
			Cap tal - REFM (Debt)	-	-	-	5.8	5 8	-	5.8	-	5.8	-	-
Ki s lano Fire Ha l (seismic upgrade)	Seism c upg ade o Fire ha l #12 in Kits lano	Plebisc te author ty	Cap tal - REFM (Debt)	6.0	(0 2)	5.8	-	5 8	0.8	5.0	-	5.8	-	-
Subtotal C ty ed projects				**9 0**	**(0 2)**	**8 8**	**40 0**	**48 8**	**1 3**	**47 5**		**47 8**	**1 0**	
Faci ity maintenance & renovations														
Capi al maintenance program	Capi al maintenance program	Plebisc te author ty	Cap tal - REFM (Debt)	3.2	0 2	3.3	-	3 3	3.1	0.2	-	3.3	-	-
Renovations o keep fac l ties funct onal & eff cier	Renovations o keep facil ties funct onal & ef icient	Plebisc te author ty	Cap tal - REFM (Debt)	2.0	(0.1)	1.9	-	1 9	1.	0.5	-	1.9	-	-
Subtotal Facil ty maintenance & renovations				**5 2**	**0 0**	**5 2**		**5 2**	**4 5**	**0 7**		**5 2**		
Replacement of vehic es & equipment														
Renewal of Fire & Rescue veh c e & equipment	Renewal of VFRS vehicle & equipment	Tax & fee funded reserves	F eet - VFRS	15.2	-	15.2	-	15 2	8.2	7.0	-	15.2	-	-
Renewal of Police vehicle & equipment	Renewal of VPD veh cle & equipment	Tax & fee funded reserves	F eet - VPD	18.2	0 3	18.5	-	18 5	9.0	9.5	-	18.5	-	-
Subtotal Rep acement of veh cles & equ pment				**33 4**	**0 3**	**33 7**		**33 7**	**17 2**	**16 4**		**33 7**		
Adjustments re ated to prior capital plans				-	0.1	0.1	-	0.1	0.1	-	-	0.1	-	-
otal Pub ic safety				**47 6**	**0 3**	**47 8**	**40 0**	**87 8**	**23 2**	**64 6**		**86 8**	**1 0**	
Civic fac lit es & equipment														
City led projects														
Sunset Yard - phase 1 (renewa)	Renewal of Sunset Yard, phase 1	Plebisc te author ty	Cap tal - REFM (Debt)	9.0	-	9.0	-	9 0	2.0	7.0	-	9.0	-	-
Manitoba Yard (planning or enewal)	Design for future renewal of Manitoba Yard renewal	Capi al from revenue	Cap tal - REFM (PG)	3.7	-	3.7	(3.7)	-	1.9	(1.9)	-	-	-	-
		Plebisc te author ty	Cap tal - Emerging Debt)	-	-	-	2.7	2 7	-	2.7	-	2.7	-	-
City Hall campus (planning for renewa)	City Ha l campus renewal - p anning & des gn	Capi al from revenue	Cap tal - REFM (PG)	5.0	(0.1)	.9	(6.9)	(2 0)	3.	5.)	-	(2.0)	-	-
		Plebisc te author ty	Cap tal - REFM (Debt)	-	-	-	.8	8	1.5	3.3	-	.8	-	-
Subtotal C ty ed projects				**17 7**	**(0 1)**	**17 6**	**(3 2)**	**14 4**	**8 8**	**5 6**		**14 4**		
Faci ity maintenance & renovations														
Capi al maintenance program	Capi al maintenance program	Plebisc te author ty	Cap tal - REFM (Debt)	10.3	-	10.3	(0.5)	9 8	3.8	5.9	-	9.8	-	-
Renovations o keep fac l ties funct onal & eff cier	Accessib lity prog am	Capi al from revenue	Cap tal - Emerging PG)	-	-	-	0.5	0 5	-	0.5	-	0.5	-	-
		Plebisc te author ty	Cap tal - REFM (Debt)	2.0	0.1	2.1	-	2.1	1.1	1.0	-	2.1	-	-
	Energy optim zat on p ogram	Capi al from revenue	Cap tal - REFM (PG)	-	0.1	0.1	-	0.1	0.1	-	-	0.1	-	-
		Devt. contrib. rese ves	CACs - Cityw de	-	1 5	1.5	1.1	2 7	1.5	1.1	-	-	2.7	-
		Plebisc te author ty	Cap tal - REFM (Debt)	3.	(1.)	2.0	0.9	2 8	2.0	0.9	-	2.8	-	-
	Environmental program	Plebisc te author ty	Cap tal - REFM (Debt)	1.1	-	1.1	-	1.1	0.6	0.6	-	1.1	-	-
	Ergonomic furniture program	Plebisc te author ty	Cap tal - REFM (Debt)	1.0	-	1.0	-	1 0	0.5	0.5	-	1.0	-	-
	Renovations o keep fac l ties funct onal & ef icient	Capi al from revenue	Cap tal - REFM (PG)	-	3	.3	-	3	3.8	0.	-	.3	-	-
		Plebisc te author ty	Cap tal - REFM (Debt)	5.8	(0 6)	5.2	-	5 2	.7	0.	-	5.2	-	-
		Tax & fee funded reserves	Reserve - Capi al fac l ties	-	0 3	0.3	-	0 3	0.3	-	-	0.3	-	-
	Security program	Plebisc te author ty	Cap tal - REFM (Debt)	1.0	-	1.0	-	1 0	0.5	0.5	-	1.0	-	-
	Seism c program	Plebisc te author ty	Cap tal - REFM (Debt)	1.0	(0 2)	0.8	-	0 8	0.1	0.7	-	0.8	-	-
Planning, design & project management	Fac l ty reassessment prog am	Capi al from revenue	Cap tal - REFM (PG)	2.0	-	2.0	-	2 0	-	2.0	-	2.0	-	-
		Plebisc te author ty	Cap tal - REFM (Debt)	-	-	-	-	-	0.5	0.5)	-	-	-	-
	Project management and other support	Capi al from revenue	Cap tal - REFM (PG)	10.1	-	10.1	-	10.1	.9	5.2	-	10.1	-	-
	Planning & research - Admin	Capi al from revenue	Cap tal - REFM (PG)	0.1	-	0.1	-	0.1	0.1	0.0	-	0.1	-	-
	Planning & research - Animal Control	Capi al from revenue	Cap tal - REFM (PG)	0.1	-	0.1	-	0.1	0.0	0.1	-	0.1	-	-
	Planning & research - Ch ldcare	Capi al from revenue	Cap tal - REFM (PG)	0.1	-	0.1	-	0.1	0.0	0.0	-	0.1	-	-
	Planning & research - Cu tural	Capi al from revenue	Cap tal - REFM (PG)	1.2	(1 2)	-	-	-	0.8	0.8)	-	-	-	-
		Plebisc te author ty	Cap tal - REFM (Debt)	-	1 2	1.2	(0.1)	1.1	-	1.1	-	1.1	-	-
	Planning & research - Fire halls	Capi al from revenue	Cap tal - REFM (PG)	0.1	-	0.1	-	0.1	0.0	0.1	-	0.1	-	-
	Planning & research - Library	Capi al from revenue	Cap tal - REFM (PG)	0.2	-	0.2	-	0 2	0.1	0.2	-	0.2	-	-
	Planning & research - Market housing	Capi al from revenue	Cap tal - REFM (PG)	0.1	-	0.1	-	0.1	0.0	0.1	-	0.1	-	-
	Planning & research - Non-mkt housing	Capi al from revenue	Cap tal - REFM (PG)	0.3	0.1	0.	-	0.	0.3	0.1	-	0.	-	-
	Planning & research - Po ice	Capi al from revenue	Cap tal - REFM (PG)	0.3	(0 3)	-	-	-	0.1	0.1)	-	-	-	-
		Plebisc te author ty	Cap tal - REFM (Debt)	-	0 3	0.3	-	0 3	-	0.3	-	0.3	-	-
	Planning & research - Recreat on	Capi al from revenue	Cap tal - REFM (PG)	0.5	-	0.5	-	0 5	0.1	0.	-	0.5	-	-
	Planning & research - Se v ce ya ds	Capi al from revenue	Cap tal - REFM (PG)	0.3	-	0.3	-	0 3	0.1	0.2	-	0.3	-	-
	Planning & research - Soc al	Capi al from revenue	Cap tal - REFM (PG)	0.1	-	0.1	-	0.1	0.1	0.0	-	0.1	-	-
Subtotal Facil ty maintenance & renovations				**41 0**	**4 0**	**45 0**	**1 9**	**46 9**	**26 0**	**20 9**		**44 3**	**2 7**	
Replacement of vehic es & equipment														
Renewal of vehicles & equipment	Renewal of other vehicles & equipment	Tax & fee funded reserves	F eet - Other	3.1	-	3.1	-	3.1	0.5	2.6	-	3.1	-	-
	Renewal of parks veh cles & equipment	Tax & fee funded reserves	F eet - Parks	6.8	-	6.8	1.0	7 8	.7	3.1	-	7.8	-	-
	Renewal of pub ic works, water & sewers vehicle & equipment	Tax & fee funded reserves	F eet - ENG	39.9	(0 7)	39.2	(5.0)	3 2	19.8	1 .	-	3 .2	-	-
Subtotal Rep acement of veh cles & equ pment				**49 8**	**(0 7)**	**49 1**	**(4 0)**	**45 1**	**25 1**	**20 1**		**45 1**		
Adjustments re ated to prior capital plans				-	(0.1)	0.1)	-	(0.1)	(0.1)	-	-	(0.1)	-	-
otal Civic fac lit es & equipment				**108 4**	**3 2**	**111 6**	**(5 3)**	**106 3**	**59 8**	**46 6**		**103 7**	**2 7**	
ransportation & street use														
Surface & structure management														
Road rehabi itat on (major & ocal roads)	Local roads ehabi itation & improvements	Devt. contrib. rese ves	DCLs - C tywide - Transpor at on	0.8	-	0.8	(0.0)	0 8	0.	0.	-	-	0.8	-
		Partners	Funding from property owners	-	0 9	0.9	-	0 9	0.9	-	-	-	-	0.9
		Plebisc te author ty	Cap tal - Transportation (Debt)	7.2	-	7.2	(0.2)	7 0	3.5	3.5	-	7.0	-	-
	Major oads rehab l ta ion	Devt. contrib. rese ves	DCLs - C tywide - Transpor at on	2.3	0 9	3.2	(1.0)	2 3	1.1	1.1	-	-	2.3	-
		Plebisc te author ty	Cap tal - Transportation (Debt)	1 .7	(1 0)	13.7	(1.0)	12 7	7.0	5.7	-	12.7	-	-
	Major oads rehab l ta ion MRN)	Partners	T ansLink	20.	-	20.	(7.7)	12 8	9.	3.3	-	-	-	12.8
Sidewalks, curb ramps & other	New s dewalks	Devt. contrib. rese ves	CACs - Cityw de	-	0 5	0.5	-	0 5	0.5	-	-	-	0.5	-
			DCLs - C tywide - Transpor at on	3.8	(0.1)	3.7	(2.1)	1 6	1.6	-	-	-	1.6	-
		Partners	T ansLink	3.2	-	3.2	(1.)	1 8	1.8	-	-	-	-	1.8
	New street igh ing	Devt. contrib. rese ves	DCLs - C tywide - Transpor at on	1.5	-	1.5	-	1 5	1.1	0.	-	-	1.5	-
	Pedestrian curb ramp p ogram	Devt. contrib. rese ves	DCLs - C tywide - Transpor at on	3.3	-	3.3	-	3 3	1.5	1.8	-	-	3.3	-
		Plebisc te author ty	Cap tal - Transportation (Debt)	1.8	-	1.8	(0.0)	1 7	0.8	0.9	-	1.7	-	-
	Sidewalk ehabi itation	Plebisc te author ty	Cap tal - Transportation (Debt)	.0	-	.0	(0.0)	0	2.	1.6	-	.0	-	-
Granvil e Bridge repai s, maintenance & upgrade	Granvil e br dge - coating	Capi al from revenue	Cap tal - Parks (PG)	-	-	-	0.2	0 2	-	0.2	-	0.2	-	-
		Partners	T ansLink - MRN structu es	-	-	-	2.0	2 0	-	2.0	-	-	-	2.0
		Plebisc te author ty	Cap tal - Transportation (Debt)	1.0	-	1.0	0.9	1 9	1.0	0.9	-	1.9	-	-
	Granvil e br dge upgrade - North approach	Devt. contrib. rese ves	DCLs - C tywide - Transpor at on	1.0	-	1.0	(1.0)	-	-	-	-	-	-	-
		Partners	T ansLink	1.8	-	1.8	(1.8)	-	-	-	-	-	-	-
		Plebisc te author ty	Cap tal - Transportation (Debt)	1.2	-	1.2	(1.2)	-	-	-	-	-	-	-
	Granvil e br dge upgrade - North amps & south approach	Devt. contrib. rese ves	DCLs - C tywide - Transpor at on	2.1	-	2.1	-	2.1	2.1	-	-	-	2.1	-
		Partners	T ansLink	3.8	-	3.8	-	3 8	3.8	-	-	-	-	3.8
		Plebisc te author ty	Cap tal - Transportation (Debt)	2.6	-	2.6	-	2 6	2.6	-	-	2.6	-	-
	Granvil e br dge upgrade - Se sm c	Devt. contrib. rese ves	DCLs - C tywide - Transpor at on	2.8	-	2.8	-	2 8	2.8	-	-	-	2.8	-
		Partners	T ansLink	5.0	-	5.0	-	5 0	5.0	-	-	-	-	5.0
		Plebisc te author ty	Cap tal - Transportation (Debt)	3.3	-	3.3	-	3 3	3.3	-	-	3.3	-	-
	Vehicular bridge repair & main enance	Plebisc te author ty	Cap tal - Transportation (Debt)	3.0	(0.1)	2.9	(0.1)	2 8	1.	1.	-	2.8	-	-
Other bridges & st uctures	Cambie b idge - seism c upg ade des gn	Partners	T ansLink	1.0	-	1.0	0.2	1 2	-	1.2	-	-	-	1.2
		Plebisc te author ty	Cap tal - Transportation (Debt)	1.	0 5	1.9	(0.3)	1 6	2.8	(1.2)	-	1.6	-	-
	Cambie b idge - early wo ks	Partners	T ansLink	-	-	-	1.9	1 9	-	1.9	-	-	-	1.9
		Plebisc te author ty	Cap tal - Transportation (Debt)	-	-	-	2.1	2.1	-	2.1	-	2.1	-	-
	Dock rep acement	Plebisc te author ty	Cap tal - Transportation (Debt)	2.0	0 5	2.5	(0.5)	1 9	1.5	0.	-	1.9	-	-
	Greenway structures rehabi i at on	Devt. contrib. rese ves	DCLs - C tywide - Transpor at on	0.	-	0.	-	0.	0.	-	-	-	0.	-
		Plebisc te author ty	Cap tal - Transportation (Debt)	1.2	-	1.2	-	1 2	1.2	-	-	1.2	-	-
	H-frame replacement	Plebisc te author ty	Cap tal - Transportation (Debt)	5.3	(0 3)	5.0	(0.1)	9	2.7	2.2	-	.9	-	-
Subtotal Surface & structure management				**101 7**	**1 7**	**103 4**	**(11 1)**	**92 4**	**62 5**	**29 8**		**47 9**	**15 2**	**29 3**
Signal & street ighting management														
Traff c s gna s (rehab li at on & new)	New pedestrian & bicyc e s gna s	Devt. contrib. rese ves	DCLs - C tywide - Transpor at on	3.2	(0 2)	3.0	-	3 0	1.	1.6	-	-	3.0	-
		Partners	ICBC	0.8	-	0.8	-	0 8	0.	0.	-	-	-	0.8
	Pedestrian & bike signal rehabi i at on	Partners	ICBC	0.8	-	0.8	-	0 8	0.	0.	-	-	-	0.8
		Plebisc te author ty	Cap tal - Transportation (Debt)	3.3	(0 0)	3.3	(0.1)	3 2	1.	1.8	-	3.2	-	-
	Traff c Signal communicat on rehab l tation	Plebisc te author ty	Cap tal - Transportation (Debt)	1.8	-	1.8	(0.1)	1 7	0.8	0.9	-	1.7	-	-
	Traff c Signal contro ler rep acement	Plebisc te author ty	Cap tal - Transportation (Debt)	2.0	-	2.0	(0.1)	1 9	-	1.9	-	1.9	-	-
	Traff c Signal LED replacement	Plebisc te author ty	Cap tal - Transportation (Debt)	-	-	-	-	-	-	-	-	-	-	-
		Tax & fee funded reserves	Reserve - LED	2.0	(0.1)	1.9	-	1 9	0.9	1.0	-	1.9	-	-
	Traff c Signal rehabi itat on	Partners	ICBC	0.8	-	0.8	-	0 8	0.	0.	-	-	-	0.8
			T ansLink	5.0	-	5.0	(1.3)	3 7	2.2	1.5	-	-	-	3.7
		Plebisc te author ty	Cap tal - Transportation (Debt)	5.2	(0 6)	.6	(0.1)	5	2.3	2.2	-	.5	-	-
Street l ghting (rehab l ta ion & new)	Street l ghting - decora ive ixtures rehab l tation	Plebisc te author ty	Cap tal - Transportation (Debt)	1.8	-	1.8	(0.0)	1 8	1.	0.	-	1.8	-	-
	Street l ghting - ixtu e arms rehab li at on	Plebisc te author ty	Cap tal - Transportation (Debt)	1.5	-	1.5	(0.0)	1 5	0.8	0.7	-	1.5	-	-
	Street l ghting - po e base rehab l ta ion	Plebisc te author ty	Cap tal - Transportation (Debt)	1.5	-	1.5	(0.0)	1 5	0.8	0.7	-	1.5	-	-
	Street l ghting - serv ce panel & k osk rehab li at on	Plebisc te author ty	Cap tal - Transportation (Debt)	0.8	-	0.8	(0.0)	0 8	0.	0.	-	0.8	-	-
	Street l ghting - unde ground condu t ehabi itation	Devt. contrib. rese ves	DCLs - C tywide - Transpor at on	0.7	-	0.7	(0.0)	0 7	0.3	0.	-	-	0.7	-
		Plebisc te author ty	Cap tal - Transportation (Debt)	6.3	-	6.3	(0.2)	6.1	2.7	3.	-	6.1	-	-
	Street l ghting & pole rehabi i at on	Partners	T ansLink	2.6	-	2.6	(1.0)	1 6	1.6	0.1	-	-	-	1.6
		Plebisc te author ty	Cap tal - Transportation (Debt)	6.7	-	6.7	(0.1)	6 6	.2	2.	-	6.6	-	-
	Trol ey po e eplacement	Plebisc te author ty	Cap tal - Transportation (Debt)	.8	(0 3)	.5	(0.1)	.	2.1	2.3	-	.	-	-
LED conversion	Street l ghting - LED eplacement	CFF	CFF	-	-	-	9.0	9 0	-	9.0	-	9.0	-	-
		Tax & fee funded reserves	Reserve - LED	-	3 0	3.0	-	3 0	3.0	-	-	3.0	-	-
Subtotal S gnal & street l gh ing management				**51 6**	**1 8**	**53 3**	**5 8**	**59 2**	**27 3**	**31 9**		**47 8**	**3 7**	**7 8**
Active transportation complete streets & street use projects														
Granvil e Bridge Connector	Granvil e Bridge Connector	Devt. contrib. rese ves	CACs - Cityw de	0.9	-	0.9	-	0 9	-	0.9	-	-	0.9	-
			DCLs - C tywide - Transpor at on	20.2	-	20.2	(10.5)	9 7	2.0	7.7	-	-	9.7	-
		Partners	T ansLink	.0	-	.0	-	0	-	.0	-	-	-	.0
Arbutus Greenway (next phase)	Arbutus Greenway	Devt. contrib. rese ves	CACs - Cityw de	5.0	0 5	5.5	-	5 5	3.0	2.5	-	-	5.5	-
Bu e greenway	Bute greenway & West End improvemen s	Devt. contrib. rese ves	CACs - West End & Baysho e	3.0	-	3.0	-	3 0	0.2	2.8	-	-	3.0	-
Other active transportat on corr dors & spot impro	City-w de co ridors & spot improvements	Devt. contrib. rese ves	CACs - Cityw de	9.	-	9.	-	9.	5.0	.	-	-	9.	-
			DCLs - C tywide - Transpor at on	15.8	(2 0)	13.8	(3.7)	10 2	13.9	3.7)	-	-	10.2	-
			DCLs - DTS - Transportation	-	2 3	2.3	-	2 3	2.3	-	-	-	2.3	-
			Greenlinks reserve	-	-	-	3.7	3 7	-	3.7	-	-	3.7	-
		Partners	ICBC	0.	-	0.	-	0.	0.1	0.3	-	-	-	0.
			T ansLink	16.2	(1.1)	15.1	-	15.1	11.	3.7	-	-	-	15.1
	City-w de co ridors & spot improvements s a fing	Devt. contrib. rese ves	DCLs - C tywide - Transpor at on	8.0	-	8.0	-	8 0	.0	.0	-	-	8.0	-
Gastown streets	Gastown streets	Devt. contrib. rese ves	DCLs - C tywide - Transpor at on	10.0	-	10.0	(7.2)	2 8	1.9	0.9	-	-	2.8	-
Georg a Gateway West comp e e street project	Georg a Gateway West - Chi co to N cola	Devt. contrib. rese ves	CACs - West End & Baysho e	7.0	-	7.0	(.5)	2 5	0.5	2.0	-	-	2.5	-
Cambie (King Edwa d o 37th) comp e e street pr	Cambie Corridor - King Edward o 37th	Devt. contrib. rese ves	CACs - Cambie/Marpole	2.8	-	2.8	-	2 8	1.0	1.8	-	-	2.8	-
Robson Square (700, 800 & 900 blocks)	Robson Square (800 b ock)	Devt. contrib. rese ves	DCLs - C tywide - Transpor at on	5.	(1.1)	.3	-	3	.3	-	-	-	.3	-
		Partners	T ansLink	-	1.1	1.1	-	1.1	1.1	-	-	-	-	1.1
	Robson Square (700 & 900 blocks)	Devt. contrib. rese ves	DCLs - C tywide - Transpor at on	2.6	-	2.6	(1.3)	1 3	-	1.3	-	-	1.3	-
	VAG Plaza	Devt. contrib. rese ves	CACs - Cityw de	-	0 6	0.6	-	0 6	0.6	-	-	-	0.6	-
Robson & Alberni (1000-1300 blocks)	Robson & Alberni	Devt. contrib. rese ves	CACs - West End & Baysho e	8.0	-	8.0	-	8 0	1.0	7.0	-	-	8.0	-
Downtown Easts de pub ic washrooms	DTES public washroom renewal & washroom study	Capi al from revenue	Cap tal - Transportation (PG)	1.2	-	1.2	(0.1)	1.1	0.1	1.0	-	1.1	-	-
Subtotal Active transportation comp ete streets & street use projects				**119 8**	**0 3**	**120 1**	**(23 6)**	**96 5**	**52 2**	**44 3**		**1 1**	**74 8**	**20 6**
rans t improvements														
Bus outes & stops	Bus stop upg ades	Capi al from revenue	Cap tal - Transportation (PG)	1.2	-	1.2	(0.0)	1 2	1.0	0.2	-	1.2	-	-
		Devt. contrib. rese ves	CACs - Cityw de	-	0 5	0.5	-	0 5	0.5	-	-	-	0.5	-
			DCLs - C tywide - Transpor at on	-	1 0	1.0	-	1 0	1.0	-	-	-	1.0	-
		Partners	T ansLink	0.8	3.1	3.9	-	3 9	3.5	0.	-	-	-	3.9
	Downtown Historic Railway decomm ssioning	Capi al from revenue	Cap tal - Transportation (PG)	0.1	-	0.1	(0.0)	0.1	-	0.1	-	0.1	-	-
	Trol ey rerouting project	Partners	Province - MOTI	-	3	.3	-	3	.3	-	-	-	-	.3
		Plebisc te author ty	Cap tal - Transportation (Debt)	-	1.1	1.1	-	1.1	1.1	-	-	1.1	-	-
Broadway subway - C ty s rap d trans t of ice	Rapid t ans t off ce	Devt. contrib. rese ves	DCLs - C tywide - Transpor at on	.	(0 2)	.2	-	2	2.0	2.2	-	-	.2	-
		Partners	Province	-	-	-	1.	1.	-	1.	-	-	-	1.
Subtotal ransit improvements				**6 5**	**9 8**	**16 3**	**1 4**	**17 7**	**13 4**	**4 3**		**2 4**	**5 7**	**9 6**
Climate emergency response														
Curbside electrical program	Cu bside electrical	Capi al from revenue	Cap tal - Transportation (PG)	-	0.	0.	-	0.	0.	-	-	0.	-	-

			Devt. contrib. rese ves	CACs - Cityw de	-	1 0	1.0	-	1 0	1.0	-	-	-	1.0	-
				DCLs - C tywide - Transpor at on	-	0.	0.	-	0.	0.	-	-	-	0.	-
	Climate emergency response - addit onal in tiativ	Climate emergency response transportat on ini iatives	Capi al from revenue	Cap tal - Emerging PG)	-	-	-	-	.1	-	.1	-	-	-	-
			Plebisc te author ty	Cap tal - Emerging Debt)	-	-	3.9	-	3.9	-	3.9	-	-	-	-
Subtotal C imate emergency response						**1 8**	**1 8**	**8 0**	**9 8**	**1 8**	**8 0**		**8 4**	**1 4**	
O her programs															
	Pa king me ers	Replacement of parking meters	CFF	CFF	-	-	-	7.0	7 0	-	7.0	-	7.0	-	-
			Tax & fee funded reserves	Reserve - Meter	6.0	0 9	6.9	2.5	9.	-	5.0	-	9.	-	-
	Sa ety, ra l crossings & congestion mgmt. prog ar	Congestion management & t ans t rel abi ty	Devt. contrib. rese ves	DCLs - C tywide - Transpor at on	3.0	-	3.0	-	3 0	1.5	1.5	-	-	3.0	-
			Partners	T ansLink	1.0	-	1.0	-	1 0	0.5	0.5	-	-	-	1.0
		Local street improvements	Plebisc te author ty	Cap tal - Transportation (Debt)	1.0	0 5	1.5	(0.0)	1.5	1.0	0.5	-	1.5	-	-
		Ra l crossing upgrades	Plebisc te author ty	Cap tal - Transportation (Debt)	3.5	(0 5)	3.0	(0.0)	3 0	2.5	0.5	-	3.0	-	-
		School safety & active rou es improvements	Devt. contrib. rese ves	DCLs - C tywide - Transpor at on	2.5	-	2.5	-	2 5	1.3	1.3	-	-	2.5	-
		Zero fa a lt es & serious inju ies program	Devt. contrib. rese ves	DCLs - C tywide - Transpor at on	3.2	-	3.2	-	3 2	1.6	1.6	-	-	3.2	-
			Partners	ICBC	0.8	-	0.8	-	0 8	0.	0.	-	-	-	0.8
	Landscape, publ c realm & amen ties	New pub ic space assets and amen ties	Devt. contrib. rese ves	DCLs - C tywide - Transpor at on	1.9	-	1.9	-	1 9	1.2	0.7	-	-	1.9	-
		Renew pub ic space assets and amen t es	Capi al from revenue	Cap tal - Transportation (PG)	2.3	-	2.3	(0.1)	2 2	0.9	1.2	-	2.2	-	-
	Planning & mon toring	Transportat on design inves igat on	Capi al from revenue	Cap tal - Transportation (PG)	1.2	-	1.2	(0.0)	1 2	0.6	0.6	-	1.2	-	-
			Plebisc te author ty	Cap tal - Closeouts	-	0 2	0.2	-	0 2	0.2	-	-	0.2	-	-
		Transportat on moni oring	Capi al from revenue	Cap tal - Transportation (PG)	0.9	-	0.9	(0.0)	0 8	0.2	0.6	-	0.8	-	-
			Devt. contrib. rese ves	DCLs - C tywide - Transpor at on	3.8	-	3.8	-	3 8	1.9	1.9	-	-	3.8	-
		Transportat on planning & studies	Capi al from revenue	Cap tal - Transportation (PG)	-	0 5	0.5	-	0 5	0.5	-	-	0.5	-	-
			Devt. contrib. rese ves	DCLs - C tywide - Transpor at on	2.5	0 2	2.7	(0.)	2.3	1.6	0.7	-	-	2.3	-
Subtotal Other programs					**33 5**	**1 8**	**35 3**	**8 5**	**44 2**	**20 3**	**24 0**		**26 7**	**16 7**	**1 8**
Adjustments re ated to prior capital plans					2.)	(2 0)	(.3)	-	(.3)	(.3)	-	-	(3.6)	(0.0)	(0.7)
otal ransportation & street use					**310 7**	**15 2**	**325 9**	**(10 5)**	**315 5**	**173 2**	**142 2**		**129 8**	**117 4**	**68 3**
One water															
Potable water															
	Water mains - renewal	Distribut on main enewals & upgrades	Ut lity pay as-you-go	Cap tal - Water (PG)	56.0	-	56.0	0.9	56 9	2 .3	32.7	-	56.9	-	-
		Transmission main renewal & upgrades	Partners	T ansLink	-	-	-	-	-	(7.5)	7.5	-	-	-	-
			Ut lity pay as-you-go	Cap tal - Water (PG)	15.7	-	15.7	1.5	17.2	22.3	5.1)	-	17.2	-	-
	Water mains - growth-re a ed upgrades	Distribut on main upgrades tr ggered by growth	Connections & services condi ions	RZ condi ions	-	-	-	-	.1	-	.1	-	-	.1	-
			Devt. contrib. rese ves	DCLs - Ut l ties	11.9	-	11.9	(3.7)	8 2	1.8	2.	-	-	8.2	-
	Maintenance & eplacement of other water comp	Aging hydrant replacement	Ut lity pay as-you-go	Cap tal - Water (PG)	1.7	-	1.7	-	1 7	0.8	0.9	-	1.7	-	-
		Dedicated fire protec ion system	Ut lity pay as-you-go	Cap tal - Water (PG)	0.8	-	0.8	-	0 8	0.5	0.3	-	0.8	-	-
		Pressure & water loss management	Ut lity pay as-you-go	Cap tal - Water (PG)	0.8	-	0.8	-	0 8	0.	0.5	-	0.8	-	-
		PRV replacement / refu bishment	Ut lity pay as-you-go	Cap tal - Water (PG)	2.1	-	2.1	-	2.1	1.1	1.0	-	2.1	-	-
		Telemetry sys em	Ut lity pay as-you-go	Cap tal - Water (PG)	1.1	-	1.1	-	1 1	0.7	0.	-	1.1	-	-
	Water access, qual ty & conse vation	Access to wa er	Ut lity pay as-you-go	Cap tal - Water (PG)	0.2	-	0.2	-	0 2	0.1	0.1	-	0.2	-	-
		Water conserva ion	Ut lity pay as-you-go	Cap tal - Water (PG)	0.	-	0.	-	0.	0.2	0.2	-	0.	-	-
		Water quality	Ut lity pay as-you-go	Cap tal - Water (PG)	0.	-	0.	-	0.	0.2	0.2	-	0.	-	-
	Water connec ions & meters	Aging serv ce rep acement	Ut lity pay as-you-go	Cap tal - Water (PG)	9.2	-	9.2	-	9 2	.5	.7	-	9.2	-	-
		Commerc al water connec ions	Connections & services condi ions	W/S connection fees	1 .0	-	1 .0	-	1 0	.8	9.2	-	-	1 .0	-
		Aging water me er replacement	Ut lity pay as-you-go	Cap tal - Water (PG)	3.2	-	3.2	-	3 2	1.3	1.8	-	3.2	-	-
		New wa er meters	Connections & services condi ions	W/S connection fees	2.0	-	2.0	-	2 0	0.3	1.7	-	-	2.0	-
	Water p anning	Engineering & s te investiga ion	Ut lity pay as-you-go	Cap tal - Water (PG)	1.9	-	1.9	-	1 9	0.9	1.0	-	1.9	-	-
		One water: integ ated u il ty planning in tiative	Ut lity pay as-you-go	Cap tal - Water (PG)	6.3	-	6.3	-	6 3	2.8	3.5	-	6.3	-	-
	Resi ience & demand management ini iatives	Ha dend g id int a ive	Ut lity pay as-you-go	Cap tal - Water (PG)	.3	-	.3	(1.5)	2 8	0.3	2.5	-	2.8	-	-
		Post d saster wa er init atives	Ut lity pay as-you-go	Cap tal - Water (PG)	1.1	-	1.1	(0.8)	0 3	0.1	0.2	-	0.3	-	-
		Residential me ering ini iatives	Ut lity pay as-you-go	Cap tal - Water (PG)	7.7	-	7.7	(1.6)	6.1	1.1	5.0	-	6.1	-	-
Subtotal Potable wa er					**140 9**	-	**140 9**	**(1 1)**	**139 8**	**66 0**	**74 8**		**111 5**	**28 3**	
Sewerage & drainage															
	Sewer mains - renewal	Sewer main renewal & upgrades	Ut lity borrowing	Cap tal - Sewers (Deb)	137.2	-	137.2	-	137 2	57.6	79.7	-	137.2	-	-
			Ut lity pay as-you-go	Cap tal - Sewers (PG)	-	-	-	-	-	.3	(.3)	-	-	-	-
	Sewer mains - growth- elated upgrades	Sewer main upgrades triggered by growth	Devt. contrib. rese ves	DCLs - Ut l ties	111.2	(3 2)	108.0	(81.0)	27 0	22.0	5.0	-	-	27.0	-
			Ut lity borrowing	Cap tal - Sewers (Interim debt)	-	-	-	-	-	6.6	6.6)	-	-	-	-
	Sewer pump station - renewal & upgrades	Pump station renewals & upgrades	Devt. contrib. rese ves	DCLs - Ut l ties	8.0	-	8.0	(6.)	1 6	.7	3.1)	-	-	1.6	-
			Ut lity borrowing	Cap tal - Sewers (Deb)	17.	-	17.	-	17.	12.6	.8	-	17.	-	-
	Maintenance & eplacement of other sewer comp	Ca ch basins & eads	Ut lity borrowing	Cap tal - Sewers (Deb)	-	-	-	-	-	1.2	(1.2)	-	-	-	-
			Ut lity pay as-you-go	Cap tal - Sewers (PG)	2.5	-	2.5	-	2 5	-	2.5	-	2.5	-	-
		Force mains	Ut lity borrowing	Cap tal - Sewers (Deb)	-	-	-	-	-	1.3	(1.3)	-	-	-	-
			Ut lity pay as-you-go	Cap tal - Sewers (PG)	.3	-	.3	-	3	.	.3	-	.3	-	-
		Separa ion on private property	Ut lity borrowing	Cap tal - Sewers (Deb)	-	-	-	-	-	3.3	1.1	-	-	-	-
			Ut lity pay as-you-go	Cap tal - Sewers (PG)	2.	-	2.	-	2.	-	2.	-	2.	-	-
	Sewer mains & manho es		Ut lity borrowing	Cap tal - Sewers (Deb)	-	-	-	-	-	0.	0.)	-	-	-	-
			Ut lity pay as-you-go	Cap tal - Sewers (PG)	0.7	-	0.7	-	0 7	-	0.7	-	0.7	-	-
	Sewer connect ons	Renewal of aging connect ons	Connections & services condi ions	W/S connection fees	-	0.	0.	-	0.	0.	-	-	-	0.	-
			Ut lity borrowing	Cap tal - Sewers (Deb)	-	-	-	-	-	3.2	3.2)	-	-	-	-
			Ut lity pay as-you-go	Cap tal - Sewers (PG)	8.0	-	8.0	-	8 0	-	8.0	-	8.0	-	-
		Sewer & water combined connec ions	Connections & services condi ions	W/S connection fees	76.8	(5 2)	71.6	-	71 6	1 .5	57.1	-	-	71.6	-
		Sewer commercial connect ons	Connections & services condi ions	W/S connection fees	12.0	-	12.0	-	12 0	2.6	9.	-	-	12.0	-
		Sewer resident al & ul-cost connect ons	Connections & services condi ions	W/S connection fees	1.2	-	1.2	-	1 2	0.3	0.9	-	-	1.2	-
	Sewer mon toring & inspec ions	CCTV video inspect on	Ut lity borrowing	Cap tal - Sewers (Deb)	-	-	-	-	-	0.6	0.6)	-	-	-	-
			Ut lity pay as-you-go	Cap tal - Sewers (PG)	2.3	-	2.3	-	2 3	0.6	1.7	-	2.3	-	-
		Sewer mon toring systems	Partners	Federal infrastructure	-	0 2	0.2	-	0 2	0.2	-	-	-	-	0.2
			Ut lity borrowing	Cap tal - Sewers (Deb)	-	-	-	-	-	0.8	0.8)	-	-	-	-
			Ut lity pay as-you-go	Cap tal - Sewers (PG)	3.	-	3.	-	3.	0.5	2.9	-	3.	-	-
	Sewer planning	Sewer catchment p anning	Ut lity borrowing	Cap tal - Sewers (Interim debt)	-	-	-	-	-	0.7	0.7)	-	-	-	-
			Ut lity pay as-you-go	Cap tal - Sewers (PG)	.6	-	.6	-	6	2.5	2.1	-	.6	-	-
		Sys em modeling	Devt. contrib. rese ves	DCLs - Ut l ties	2.3	3 8	6.1	3.3	9.	.9	.5	-	-	9.	-
			Ut lity borrowing	Cap tal - Sewers (Deb)	-	0.1	0.1	(0.1)	-	0.3	0.3)	-	-	-	-
				Cap tal - Sewers (Interim debt)	-	-	-	-	-	0.9	0.9)	-	-	-	-
			Ut lity pay as-you-go	Cap tal - Sewers (PG)	-	-	-	0.1	0.1	-	0.1	-	0.1	-	-
	F ood management	Drainage stud es/ou fa ls	Ut lity borrowing	Cap tal - Sewers (Deb)	-	-	-	-	-	0.5	0.5)	-	-	-	-
			Ut lity pay as-you-go	Cap tal - Sewers (PG)	-	(0.)	.0	-	0	1.7	2.3	-	.0	-	-
		T dal ga es	Ut lity pay as-you-go	Cap tal - Sewers (PG)	-	1 7	1.7	-	1 7	1.7	-	-	1.7	-	-
	Shoreline p otection - East Fraser Lands	EFL shoreline protec ion des gn	Ut lity borrowing	Cap tal - Sewers (Deb)	-	-	-	-	-	2.3	2.3)	-	-	-	-
			Ut lity pay as-you-go	Cap tal - Sewers (PG)	9.7	(1 3)	8.	(2.0)	6	2	0	-	6	-	-
Subtotal Sewerage & dra nage					**412 9**	**(4 0)**	**408 9**	**(86 1)**	**322 8**	**155 6**	**167 3**		**199 4**	**123 2**	**0 2**
Green infrastructure															
	Green infrast ucture - renewal	GI asset renewal	Ut lity borrowing	Cap tal - Sewers (Deb)	-	-	-	-	-	0.6	0.6)	-	-	-	-
			Ut lity pay as-you-go	Cap tal - Sewers (PG)	1.1	-	1.1	(0.3)	0 8	-	0.8	-	0.8	-	-
	Green infrast ucture - implementa ion	GI implementation - growth elated	Devt. contrib. rese ves	DCLs - Ut l ties	39.2	-	39.2	(27.6)	11 5	8.2	3.3	-	-	11.5	-
			Ut lity borrowing	Cap tal - Sewers (Deb)	-	-	-	-	-	0.1	0.1)	-	-	-	-
			Ut lity pay as-you-go	Cap tal - Sewers (PG)	0.2	-	0.2	-	0 2	-	0.2	-	0.2	-	-
		GI implementation - public ealm	Devt. contrib. rese ves	DCLs - Ut l ties	11.9	-	11.9	-	11 9	.6	7.	-	-	11.9	-
			Ut lity borrowing	Cap tal - Sewers (Interim debt)	-	-	-	-	-	1.1	(1.1)	-	-	-	-
			Ut lity pay as-you-go	Cap tal - Sewers (PG)	1.2	-	1.2	-	1 2	-	1.2	-	1.2	-	-
	Green infrast ucture - p anning & monitoring	Green infrastructure p anning	Devt. contrib. rese ves	DCLs - Ut l ties	3.5	(0 6)	2.9	1.	3	2.7	1.6	-	-	.3	-
			Ut lity borrowing	Cap tal - Sewers (Interim debt)	-	-	-	-	-	2.3	2.3)	-	-	-	-
			Ut lity pay as-you-go	Cap tal - Sewers (PG)	3.9	-	3.9	-	3 9	-	3.9	-	3.9	-	-
		Water quality & GI monitoring program	Ut lity borrowing	Cap tal - Sewers (Deb)	-	-	-	-	-	0.3	0.3)	-	-	-	-
			Ut lity pay as-you-go	Cap tal - Sewers (PG)	1.0	(0)	0.9	-	0 9	-	0.9	-	0.9	-	-
Subtotal Green infrastructure					**62 0**	**(0 7)**	**61 3**	**(26 5)**	**34 8**	**20 0**	**14 8**		**7 0**	**27 8**	
Adjustments re ated to prior capital plans					-	6.1	6.1	-	6.1	6.1	-	-	0.	-	1.3
otal One water					**615 8**	**1 4**	**617 2**	**(113 7)**	**503 5**	**246 6**	**256 9**		**318 3**	**183 7**	**1 5**
Solid waste															
Zero waste															
	Zero waste ini iatives	Zero waste ini iatives	Ut lity pay as-you-go	Cap tal - SW PG)	-	0 9	0.9	-	0 9	0.9	-	-	0.9	-	-
Subtotal Zero waste						**0 9**	**0 9**		**0 9**	**0 9**			**0 9**		
Disposal															
	Landf ll c osu e works - Phase	Phase Land i l closure	Partners	Metro - landf ll	7.	-	7.	-	7.	6.8	0.6	-	-	-	7.
			Tax & fee funded reserves	Reserve - SWCR	17.	2.	19.8	-	19 8	18.	1.	-	19.8	-	-
	Landf ll c osu e works - other	Closure main enance	Tax & fee funded reserves	Reserve - SWCR	-	1 0	1.0	-	1 0	1.0	-	-	1.0	-	-
		Development & execut on of vege at on plan	Partners	Metro - landf ll	0.8	-	0.8	-	0 8	-	0.8	-	-	-	0.8
				T ansLink	-	-	-	-	-	0.3	0.3)	-	-	-	-
			Tax & fee funded reserves	Reserve - SWCR	1.8	-	1.8	-	1 8	0.7	1.0	-	1.8	-	-
		Phase 5 Land i l closure design	Partners	Metro - landf ll	0.5	-	0.5	-	0 5	-	0.5	-	-	-	0.5
			Tax & fee funded reserves	Reserve - SWCR	1.1	-	1.1	-	1 1	-	1.1	-	1.1	-	-
	Landf ll gas col ect on	Routine LFG works (non-closure)	Partners	Metro - landf ll	-	2 5	2.5	-	2 5	2.5	-	-	-	-	2.5
			Ut lity pay as-you-go	Cap tal - SW PG)	20.0	(5 5)	1 .5	-	1 5	3.	11.1	-	1 .5	-	-
	Landf ll regu a ory requirements & other upgrade	City aydown area clean-up / remed a ion	Ut lity pay as-you-go	Cap tal - SW PG)	2.0	-	2.0	(1.8)	0.3	-	0.3	-	0.3	-	-
		Landf ll entrance renovations	CFF	CFF - landf ll	-	2.1	2.1	-	2.1	2.1	-	-	2.1	-	-
		New Phase prepara ion and high traff c improvements	Ut lity pay as-you-go	Cap tal - SW PG)	2.6	-	2.6	(0.8)	1 9	0.8	1.1	-	1.9	-	-
		Planning & design for VLF Hydrogeological site improvements	Ut lity pay as-you-go	Cap tal - SW PG)	1.0	-	1.0	1.5	2 5	0.9	1.6	-	2.5	-	-
		Prepara ion or RNG facil ty	Ut lity pay as-you-go	Cap tal - SW PG)	0.8	-	0.8	(0.8)	-	-	-	-	-	-	-
		Renovation & upgrades to VLF facil ties	Ut lity pay as-you-go	Cap tal - SW PG)	3.0	(1 0)	2.0	(1.0)	1 0	0.5	0.5	-	1.0	-	-
		Upgrade of 78th Street Ent ance and Sca e Fac l ty	Ut lity pay as-you-go	Cap tal - SW PG)	3.0	-	3.0	(3.0)	-	-	-	-	-	-	-
		Upgrades to VLF compost ac ity	Ut lity pay as-you-go	Cap tal - SW PG)	3.0	(0 5)	2.5	-	2 5	1.0	1.5	-	2.5	-	-
		VLF sca e software	Ut lity pay as-you-go	Cap tal - SW PG)	0.5	-	0.5	(0.5)	-	-	-	-	-	-	-
	Transfer station maintenance & upgrades	VSTS scale so ware	Ut lity pay as-you-go	Cap tal - SW PG)	0.5	-	0.5	(0.5)	-	-	-	-	-	-	-
		VSTS structural repairs	Ut lity pay as-you-go	Cap tal - SW PG)	2.0	-	2.0	-	2 0	0.2	1.9	-	2.0	-	-
	Renewal of d sposal veh c es & equipment	Renewal of d sposal veh c es & equipment	Tax & fee funded reserves	F eet - SW	1 .5	-	1 .5	-	1 5	1 .5	0.0	-	1 .5	-	-
Subtotal Disposal					**81 7**	**1 0**	**82 7**	**6 8)**	**76 9**	**52 9**	**23 0**		**64 8**		**11 1**
Sanitation															
	Renewal of sanitation vehicles & equipment	Renewal of sanitat on vehicles & equipment	Tax & fee funded reserves	F eet - SW	10.1	0 7	10.8	2.0	12 8	11.0	1.8	-	12.8	-	-
	Cart enclosures & other	Other san ta ion sys ems	Ut lity pay as-you-go	Cap tal - SW PG)	0.5	-	0.5	-	0 5	0.5	-	-	0.5	-	-
		Stree scape cart enclosures	Ut lity pay as-you-go	Cap tal - SW PG)	-	2 0	2.0	-	2 0	2.0	2.0	-	0	-	-
Subtotal San tation					**10 6**	**2 7**	**13 2**	**4 0**	**17 2**	**13 4**	**3 8**		**17 2**		
Adjustments re ated to prior capital plans					-	(2 0)	2.0	-	(2 0)	(2.0)	-	-	(5.5)	-	3.5
otal Solid waste					**92 2**	**2 5**	**94 7**	**(2 8)**	**92 0**	**65 2**	**26 7**		**77 3**		**14 6**
Renewable energy															
False Creek Neighbourhood Energy Ut lity															
	Expansion of SEFC energy centre	Expansion of SEFC energy centre	Partners	Federal infrastructure	-	-	-	5.6	5 6	-	5.6	-	-	-	5.6
				Provincial - C ean BC	-	-	-	6	6	-	.6	-	-	-	.6
			Ut lity borrowing	Cap tal - NEU (Deb)	1 .	2.	16.8	(12.8)	0	1 .5	(10.5)	-	.0	-	-
	New satel ite energy gene at on	New satel ite energy gene at on	Ut lity borrowing	Cap tal - NEU (Deb)	2.7	0 5	3.2	-	3 2	2.1	1.1	-	3.2	-	-
	SEFC energy centre upgrades	SEFC energy centre upgrades	Connections & services condi ions	W/S connection fees	-	-	-	-	-	0.3	0.3)	-	-	-	-
			Ut lity borrowing	Cap tal - NEU (Deb)	-	0 7	0.7	-	0 7	0.	0.3	-	0.7	-	-
	Expansion of d stribu ion network	Expansion of d stribu ion network	Ut lity borrowing	Cap tal - NEU (Deb)	1 .0	1 0	15.0	(2.)	12 6	7.3	5.3	-	12.6	-	-
	New service connect on & energy transfer station	New service connect on & ETSs	Connections & services condi ions	W/S connection fees	3.7	(0 3)	3.	(1.)	2.0	1.	0.6	-	-	2.0	-
			Ut lity borrowing	Cap tal - NEU (Deb)	2.7	0 0	2.7	-	2 7	2.7	-	-	2.7	-	-
	Sys em planning & overhead	Sys em planning & overhead	Ut lity borrowing	Cap tal - NEU (Deb)	2.2	-	2.2	-	2 2	0.9	1.3	-	2.2	-	-
Subtotal False Creek Ne ghbourhood Energy Ut lity					**39 7**	**4 3**	**44 0**	**(6 4)**	**37 6**	**29 7**	**7 9**		**25 4**	**2 0**	**10 2**
Electric vehicle infras ruc ure															
	Publ c EV charging infrastructure	Electric Vehicle Infrastructure Strategy	Partners	GTF Commu ty Works Fund	1.8	0 5	2.2	-	2 2	1.8	0.5	-	-	-	2.2
Subtotal E ectric veh c e nfrastructure					**1 8**	**0 5**	**2 2**		**2 2**	**1 8**	**0 5**				**2 2**
Bui ding energy re rofits															
	Deep emission building retro its & other acce e al	Deep emission bui ding retro its & other accele ated act ons o	Capi al from revenue	Cap tal - REFM (PG)	-	13 8	13.8	-	13 8	5.6	8.2	-	13.8	-	-
	Climate emergency response ini a ives - building	Climate emergency response bui ding ini iatives	Capi al from revenue	Cap tal - Emerging PG)	-	-	-	.0	0	-	.0	-	0	-	-
Subtotal Building energy retrofits					-	**13 8**	**13 8**	**4 0**	**17 8**	**5 6**	**12 2**		**17 8**		
Adjustments re ated to prior capital plans					-	(.3)	(.3)	-	(.3)	(.3)	-	-	(.3)	-	-
otal Renewable energy					**41 5**	**14 3**	**55 7**	**(2 4)**	**53 3**	**32 7**	**20 6**		**38 9**	**2 0**	**12 4**
echnology															
Existing infrastruc ure															
	Maintenance & upgrades of IT hardware & infrast	Maintenance & upgrades of IT hardware & infrast ucture	Capi al from revenue	Cap tal - Emerging PG)	-	-	-	6.0	6.0	-	6.0	-	6.0	-	-
				Cap tal - IT PG)	35.0	0.	35.	(2.)	33.0	19.6	13.	-	33.0	-	-
			Plebisc te author ty	Cap tal - IT Debt)	6.0	-	6.0	(6.0)	-	2.6	2.6)	-	-	-	-
	Da a cent e relocat on	Da a cent e eloca ion	Capi al from revenue	Cap tal - Emerging PG)	-	-	-	2.0	2 0	-	2.0	-	2.0	-	-
			Plebisc te author ty	Cap tal - IT Debt)	.0	-	.0	6.0	10 0	3.0	7.0	-	10.0	-	-
	Maintenance & upgrades of IT software systems	Maintenance & upgrades of IT software systems	Capi al from revenue	Cap tal - IT PG)	30.0	(0 0)	30.0	(1.2)	28 8	15.5	13.3	-	28.8	-	-
			Plebisc te author ty	Cap tal - IT Debt)	-	-	-	-	-	-	-	-	-	-	-
Subtotal Existing nfrastructure					**75 0**	**0 4**	**75 4**	**4 4**	**79 8**	**40 7**	**39 1**		**79 8**		
echnology transformation															
	Technology transformation ini a ives	Technology transformation ini a ives	Capi al from revenue	Cap tal - IT PG)	25.0	-	25.0	-	25 0	12	12.6	-	25.0	-	-
Subtotal echnology transformation					**25 0**		**25 0**		**25 0**	**12 4**	**12 6**		**25 0**		
Adjustments re ated to prior capital plans					-	(0 0)	0.0	-	(0 0)	(0.0)	-	-	(0.0)	-	-
otal echnology					**100 0**	**0 4**	**100 4**	**4 4**	**104 8**	**53 0**	**51 7**		**104 8**		
Overhead															
Overhead															
	Debt ssuance costs	Debt ssuance cos s	Capi al from revenue	Cap tal - General (PG)	.0	-	.0	-	0	2.0	2.0	-	0	-	-
	Indi ect corpora e overhead supporting capital	Indi ect corpora e overhead supporting capital	Capi al from revenue	Cap tal - General (PG)	16.0	-	16.0	-	16 0	11.	5.	-	16.0	-	-
Subtotal Overhead					**20 0**		**20 0**		**20 0**	**13 4**	**6 6**		**20 0**		
otal Overhead					**20 0**		**20 0**		**20 0**	**13 4**	**6 6**		**20 0**		
Emerging prior ties															
Emerg ng priorities															
	Emerging pr or t es	Emerging pr or t es - 1a	Plebisc te author ty	Cap tal - Emerging Debt)	2.0	-	2.0	(2.0)	-	-	-	-	-	-	-
		Emerging pr or t es - 1b	Plebisc te author ty	Cap tal - Emerging Debt)	2.0	-	2.0	(2.0)	-	-	-	-	-	-	-
		Emerging pr or t es - 3a	Plebisc te author ty	Cap tal - Emerging Debt)	2 .9	-	2 .9	(2 .9)	-	-	-	-	-	-	-
		Emerging pr or t es - 3b	Plebisc te author ty	Cap tal - Emerging Debt)	22.3	-	22.3	(22.3)	-	-	-	-	-	-	-
		Emerging pr or t es - Pay-as-you-go	Capi al from revenue	Cap tal - Emerging PG)	36.9	-	36.9	(1 .0)	23.0	-	23.0	-	23.0	-	-
Subtotal Emerging prior ties					**88 0**		**88 0**	**(50 0)**	**23 0**		**23 0**		**23 0**		
otal Emerging prior ties					**88 0**		**88 0**	**(50 0)**	**23 0**		**23 0**		**23 0**		
Overall					2 771.2	117 8	2,889.0	(25 .3)	2 63 .7	1,010.	1 0 7.9	576.	1,075.2	1. 06.5	153.0

#	A	B	C	D	E	F	G	H	I	J	K	L	M	N	O	P	Q	R	S	T	U	V	W	X	Y	Z	AA	AB	AC	AD	AE	AF	AG	AH	AI	AJ	AK	AL	AM	AN	AO	AP	AQ	AR	AS	AT	AU	AV	AW	AX	AY	AZ
1	A	A date housing	0	New housing co City and	2	Acquisition new land or a date housing	2	New sewer and drainage development	New utilities and sewer development	Acquisition new land or a date housing	Acquisition new land or a date housing	Acquisition new land or a date housing

06 ub c sa ety	02 aci ty ma nten nce & enova ions	Cap tal ma ntenance p og am	Cap tal main enance p og am	Animal cont ol	Animal cont ol	Cap tal - RE M (Deb)	leb sc te autho i y	Debt	Cap tal - Gene al	C ty	Debt	Cash	6 030 02	0 2	-	0 2	-	0 2	0 0	0	-	0 2	-	-
06 ub c sa ety	02 aci ty ma nten nce & enova ions	Cap tal ma ntenance p og am	Cap tal main enance p og am	i e als	i e & escue	Cap tal - RE M (Deb)	leb sc te autho i y	Debt	Cap tal - Gene al	C ty	Debt	Cash	6 0 0 04	6	0 2	8	-	8	7	0	-	8	-	-
06 ub c sa ety	02 aci ty ma nten nce & enova ions	Cap tal ma ntenance p og am	Cap tal main enance p og am	ol ce ac i ies	ol ce	Cap tal - RE M (Deb)	leb sc te autho i y	Debt	Cap tal - Gene al	C ty	Debt	Cash	6 020 02	3	-	3	-	3	3	0 0)	-	3	-	-
06 ub c sa ety	02 aci ty ma nten nce & enova ions	2 Renova i ns o keep cii es unc ional & e i ient	Renova ions o keep ac i ies unct onal & e ic ent	Animal cont ol	Animal cont ol	Cap tal - RE M (Deb)	leb sc te autho i y	Debt	Cap tal - Gene al	C ty	Debt	Cash	6 030 0	0 0	-	0 0	-	0 0	-	0 0	-	0 0	-	-
06 ub c sa ety	02 aci ty ma nten nce & enova ions	2 Renova i ns o keep cii es unc ional & e i ient	Renova ions o keep ac i ies unct onal & e ic ent	i e als	i e & escue	Cap tal - RE M (Deb)	leb sc te autho i y	Debt	Cap tal - Gene al	C ty	Debt	Cash	6 0 0 03	0 5	0	0 6	-	0 6	0 6	0 0	-	0 6	-	-
06 ub c sa ety	02 aci ty ma nten nce & enova ions	2 Renova i ns o keep cii es unc ional & e i ient	Renova ions o keep ac i ies unct onal & e ic ent	ol ce ac i ies	ol ce	Cap tal - RE M (Deb)	leb sc te autho i y	Debt	Cap tal - Gene al	C ty	Debt	Cash	6 020 0	5	0 2)	3	-	3	0 8	0 4	-	3	-	-
06 ub c sa ety	03 Rep acement o veh cles & quipment	Renewal o i e & Rescue vehi le & equ pment	Renewal o V RS veh cle & equ pment	i e t u ks	i e & escue	eet - V RS	ax & ee unded ese ves	Rese es	eet	C ty	Rese ves	Cash	6 0 0 20	5 2	-	5 2	-	5 2	8 2	7 0	-	5 2	-	-
06 ub c sa ety	03 Rep acement o veh cles & quipment	2 Renewal o o ice veh cle & equ pment	Renewal o V D veh cle & equ pment	ol ce ca s	ol ce	eet - V D	ax & ee unded e e ves	Rese es	eet	C ty	Rese ves	Cash	6 020 20	8 2	0 3	8 5	-	8 5	9 0	9 5	-	8 5	-	-
06 ub c sa ety	04 Ad us men s e ated to p o cap tal p ans	io p an - ub ic sa ety	o p an - ub ic sa ety	o plan - ubl c sa e y	o plan - ubl c a e y	Cap tal - RE M (Deb)	leb sc te autho i y	Debt	Cap tal - Gene al	C ty	Debt	Cash	6 979 797	-	0	0	-	0	0	-	-	0	-	-
07 C vic aci t es & equi ment	0 C t - ed p ojec s	Sunset a d - phase (enewa)	Renewal o Sunset a d ph se	Se v ce ya ds	Se v ce a ds veh c es & equipment	Cap tal - RE M (Deb)	leb sc te autho i y	Debt	Cap tal - Gene al	C ty	Debt	Cash	7 020 0	9 0	-	9 0	-	9 0	2 0	7 0	-	9 0	-	-
07 C vic aci t es & equi ment	0 C t - ed p ojec s	2 Man toba a d (p anning o enewal)	Des gn o u u e enewal o Man toba a d enewal	Se v ce ya ds	Se v ce a ds veh c es & equipment	Cap tal - Eme g ng Debt)	leb sc te autho i y	Debt	Cap tal - Gene al	C ty	Debt	Cash	7 020 02	-	-	-	2 7	2 7	-	2 7	-	2 7	-	-
07 C vic aci t es & equi ment	0 C t - ed p ojec s	2 Man toba a d (p anning o enewal)	Des gn o u u e enewal o Man toba a d enewal	Se v ce ya ds	Se v ce a ds veh c es & equipment	Cap tal - RE M (G)	Cap al om evenue	ay go	Cap tal - Gene al	C ty	ay go	Cash	7 020 02	3 7	-	3 7	3 7)	-	9	(9)	-	-	-	-
07 C vic aci t es & equi ment	0 C t - ed p ojec s	3 C ty Hall ampus (p ann ng o enewa)	C ty Ha l campus enewal - p anning & des gn	Ci y-owned	Adm nist a ve ac l t es	Cap tal - RE M (Deb)	leb sc te autho i y	Debt	Cap tal - Gene al	C ty	Debt	Cash	7 0 0 0	-	-	-	4 8	4 8	5	3 3	-	4 8	-	-
07 C vic aci t es & equi ment	0 C t - ed p ojec s	3 C ty Hall ampus (p ann ng o enewa)	C ty Ha l campus enewal - p anning & des gn	Ci y-owned	Adm nist a ve ac l t es	Cap tal - RE M (G)	Cap al om evenue	ay go	Cap tal - Gene al	C ty	ay go	Cash	7 0 0 0	5 0	0)	4 9	6 9)	(2 0)	3 4	5 4)	-	2 0)	-	-
07 C vic aci t es & equi ment	02 aci ty ma nten nce & enova ions	Cap tal ma ntenance p og am	Cap tal main enance p og am	Ci y-owned	Adm nist a ve ac l t es	Cap tal - RE M (Deb)	leb sc te autho i y	Debt	Cap tal - Gene al	C ty	Debt	Cash	7 0 0 03	3 0	-	3 0	-	3 0	2 5	0 5	-	3 0	-	-
07 C vic aci t es & equi ment	02 aci ty ma nten nce & enova ions	Cap tal ma ntenance p og am	Cap tal main enance p og am	Se v ce ya ds	Se v ce a ds veh c es & equipment	Cap tal - RE M (Deb)	leb sc te autho i y	Debt	Cap tal - Gene al	C ty	Debt	Cash	7 020 04	7 3	-	7 3	0 5)	6 8	4	5 4	-	6 8	-	-
07 C vic aci t es & equi ment	02 aci ty ma nten nce & enova ions	2 Renova i ns o keep cii es unc ional & e i ient	ac i y su ta nabi ty & esi ence p og ams	Al C ty aci t es	All C ty ac i ies	CACs - C tyw de	De t cont b e e ves	Devt cont ib	Devt cont ib - C tyw de	De t	Rese ves	Cash	7 030 02	-	5	5	-	5	5	-	-	-	5	-
07 C vic aci t es & equi ment	02 aci ty ma nten nce & enova ions	2 Renova i ns o keep cii es unc ional & e i ient	ac i y su ta nabi ty & esi ence p og ams	Al C ty aci t es	All C ty ac i ies	CACs - C tyw de	De t cont b e e ves	Devt cont ib	blan)	De t	Rese ves	Cash	7 030 02	-	-	-	-		-		-	-	-	-
07 C vic aci t es & equi ment	02 aci ty ma nten nce & enova ions	2 Renova i ns o keep aci i es unc ional & e i ient	ac i y su ta nabi ty & esi ence p og ams	Al C ty aci t es	All C ty ac i ies	Cap tal - RE M (Deb)	leb sc te autho i y	Debt	Cap tal - Gene al	C ty	Debt	Cash	7 030 02	3 4	(4)	2 0	0 9	2 8	2 0	0 9	-	2 8	-	-
07 C vic aci t es & equi ment	02 aci ty ma nten nce & enova ions	2 Renova i ns o keep cii es unc ional & e i ient	ac i y su ta nabi ty & esi ence p og ams	Al C ty aci t es	All C ty ac i ies	Cap tal - RE M (G)	Cap al om evenue	ay go	Cap tal - Gene al	C ty	ay go	Cash	7 030 02	-	0	0	-	0	0	-	-	0	-	-
07 C vic aci t es & equi ment	02 aci ty ma nten nce & enova ions	2 Renova i ns o keep cii es unc ional & e i ient	ac i y su ta nabi ty & esi ence p og ams	Al C ty aci t es	All C ty ac i ies	Cap tal - RE M (Deb)	leb sc te autho i y	Debt	Cap tal - Gene al	C ty	Debt	Cash	7 030 02		-		-		0 6	0 6	-		-	-
07 C vic aci t es & equi ment	02 aci ty ma nten nce & enova ions	2 Renova i ns o keep cii es unc ional & e i ient	ac i y su ta nabi ty & esi ence p og ams	Al C ty aci t es	All C ty ac i ies	Cap tal - RE M (Deb)	leb sc te autho i y	Debt	Cap tal - Gene al	C ty	Debt	Cash	7 030 02	0	0 2)	0 8	-	0 8	0	0 7	-	0 8	-	-
07 C vic aci t es & equi ment	02 aci ty ma nten nce & enova ions	2 Renova i ns o keep cii es unc ional & e i ient	Othe ac l ty mp ovement p og ams	Al C ty aci t es	All C ty ac i ies	Cap tal - Eme g ng (G)	Cap al om evenue	ay go	Cap tal - Gene al	C ty	ay go	Cash	7 030 03	-	-	-	0 5	0 5	-	0 5	-	0 5	-	-
07 C vic aci t es & equi ment	02 aci ty ma nten nce & enova ions	2 Renova i ns o keep cii es unc ional & e i ient	Othe ac l ty mp ovement p og ams	Al C ty aci t es	All C ty ac i ies	Cap tal - RE M (Deb)	leb sc te autho i y	Debt	Cap tal - Gene al	C ty	Debt	Cash	7 030 03	2 0	0	2	-	2		0	-	2	-	-
07 C vic aci t es & equi ment	02 aci ty ma nten nce & enova ions	2 Renova i ns o keep cii es unc ional & e i ient	Othe ac l ty mp ovement p og ams	Al C ty aci t es	All C ty ac i ies	Cap tal - RE M (Deb)	leb sc te autho i y	Debt	Cap tal - Gene al	C ty	Debt	Cash	7 030 03	0	-	0	-	0	0 5	0 5	-	0	-	-
07 C vic aci t es & equi ment	02 aci ty ma nten nce & enova ions	2 Renova i ns o keep cii es unc ional & e i ient	Othe ac l ty mp ovement p og ams	Al C ty aci t es	All C ty ac i ies	Cap tal - RE M (Deb)	leb sc te autho i y	Debt	Cap tal - Gene al	C ty	Debt	Cash	7 030 03	0	-	0	-	0	0 5	0 5	-	0	-	-
07 C vic aci t es & equi ment	02 aci ty ma nten nce & enova ions	2 Renova i ns o keep cii es unc ional & e i ient	Renova ions o keep ac i ies unct onal & e ic ent	Ci y-owned	Adm nist a ve ac l t es	Cap tal - RE M (Deb)	leb sc te autho i y	Debt	Cap tal - Gene al	C ty	Debt	Cash	7 0 0 02	4 5	0 6)	3 9	-	3 9	3 9	0 0)	-	3 9	-	-
07 C vic aci t es & equi ment	02 aci ty ma nten nce & enova ions	2 Renova i ns o keep cii es unc ional & e i ient	Renova ions o keep ac i ies unct onal & e ic ent	Ci y-owned	Adm nist a ve ac l t es	Cap tal - RE M (G)	Cap al om evenue	ay go	Cap tal - Gene al	C ty	ay go	Cash	7 0 0 02	-	4 3	4 3	-	4 3	3 8	0 4	-	4 3	-	-
07 C vic aci t es & equi ment	02 aci ty ma nten nce & enova ions	2 Renova i ns o keep cii es unc ional & e i ient	Renova ions o keep ac i ies unct onal & e ic ent	Se v ce ya ds	Se v ce a ds veh c es & equipment	Cap tal - RE M (Deb)	leb sc te autho i y	Debt	Cap tal - Gene al	C ty	Debt	Cash	7 020 03	3	0 0)	3	-	3	0 8	0 5	-	3	-	-
07 C vic aci t es & equi ment	02 aci ty ma nten nce & enova ions	2 Renova i ns o keep cii es unc ional & e i ient	Renova ions o keep ac i ies unct onal & e ic ent	Se v ce ya ds	Se v ce a ds veh c es & equipment	Rese ve - Cap tal ac l t es	ax & ee unded ese ves	Rese es	C esee ve	C ty	Rese ves	Cash	7 020 03	-	0 3	0 3	-	0 3	0 3	-	-	0 3	-	-
07 C vic aci t es & equi ment	02 aci ty ma nten nce & enova ions	3 ann ng design & p oje t management	anning & esea ch	Al C ty aci t es	All C ty ac i ies	Cap tal - RE M (Deb)	leb sc te autho i y	Debt	Cap tal - Gene al	C ty	Debt	Cash	7 030 0	-	-	-	-	-	0 5	0 5)	-	-	-	-
07 C vic aci t es & equi ment	02 aci ty ma nten nce & enova ions	3 ann ng design & p oje t management	anning & esea ch	Al C ty aci t es	All C ty ac i ies	Cap tal - RE M (G)	Cap al om evenue	ay go	Cap tal - Gene al	C ty	ay go	Cash	7 030 0	2 0	-	2 0	-	2 0	-	2 0	-	2 0	-	-

09 One wa e	02 Sewe age & d a nage	9 Sho el ne p o ect on - East ase ands	E sho e ine p o ec ion des gn	E ho e ine p o ec ion des gn	ood management & sho e ne p otec on	Sewe age & d a nage	Cap tal - Sewe s Deb)	U l ty bo owing	Debt	Cap tal - Sewe s	C ty	Debt	Cash	9 020 503	-	-	-	-	-	2 3	2 3)	-	-	-	-
09 One wa e	02 Sewe age & d a nage	9 Sho el ne p o ect on - East ase ands	E sho e ine p o ec ion des gn	E ho e ine p o ec ion des gn	ood management & sho e ne p otec on	Sewe age & d a nage	Cap tal - Sewe s (G)	U l ty pay as-you go	ay go	Cap tal - Sewe s	C ty	ay go	Cash	9 020 503	9 7	(3)	8 4	2 0)	6 4	2 4	4 0	-	6 4	-	-
09 One wa e	03 G een n ast uc u e	G een n ast uctu e - enewal	Gl asset enewal	Gl asset enewal	Gl implemen at on	G een n ast uc u e	Cap tal - Sewe s Deb)	U l ty bo owing	Debt	Cap tal - Sewe s	C ty	Debt	Cash	9 030 02	-	-	-	-	-	0 6	0 6)	-	-	-	-
09 One wa e	03 G een n ast uc u e	G een n ast uctu e - enewal	Gl asset enewal	Gl asset enewal	Gl implemen at on	G een n ast uc u e	Cap tal - Sewe s (G)	U l ty pay as-you go	ay go	Cap tal - Sewe s	C ty	ay go	Cash	9 030 02		-		0 3)	0 8	-	0 8	-	0 8	-	-
09 One wa e	03 G een n ast uc u e	2 G een n ast uctu e - m lementa ion	Gl imp emen at on	Gl imp emen at on - g owth e ated	Gl implemen at on	G een n ast uc u e	Cap tal - Sewe s Deb)	U l ty bo owing	Debt	Cap tal - Sewe s	C ty	Debt	Cash	9 030 0	-	-	-	-	-	0	0)	-	-	-	-
09 One wa e	03 G een n ast uc u e	2 G een n ast uctu e - mp ementa ion	Gl imp emen at on	Gl imp emen at on - g owth e ated	Gl implemen at on	G een n ast uc u e	Cap tal - Sewe s (G)	U l ty pay as-you go	ay go	Cap tal - Sewe s	C ty	ay go	Cash	9 030 0	0 2	-	0 2	-	0 2	-	0 2	-	0 2	-	-
09 One wa e	03 G een n ast uc u e	2 G een n ast uctu e - mp ementa ion	Gl imp emen at on	Gl imp emen at on - g owth e ated	Gl implemen at on	G een n ast uc u e	DC s - U i t es	De t cont b e e ves	Devt cont ib	Devt cont ib - U i ty	Devt	Rese ves	Cash	9 030 0	39 2	-	39 2	27 6)	5	8 2	3 3	-	-	5	-
09 One wa e	03 G een n ast uc u e	2 G een n ast uctu e - m lementa ion	Gl imp emen at on	Gl imp emen at on - pub c ealm	Gl implemen at on	G een n ast uc u e	Cap tal - Sewe s In e m debt)	U l ty bo owing	Debt	Cap tal - Sewe s	C ty	Debt	Cash	9 030 0	-	-	-	-	-		( )	-	-	-	-
09 One wa e	03 G een n ast uc u e	2 G een n ast uctu e - m lementa ion	Gl imp emen at on	Gl imp emen at on - pub c ealm	Gl implemen at on	G een n ast uc u e	Cap tal - Sewe s (G)	U l ty pay as-you go	ay go	Cap tal - Sewe s	C ty	ay go	Cash	9 030 0	2	-	2	-	2	-	2	-	2	-	-
09 One wa e	03 G een n ast uc u e	2 G een n ast uctu e - m lementa ion	Gl imp emen at on	Gl imp emen at on - pub c ealm	Gl implemen at on	G een n ast uc u e	DC s - U i t es	De t cont b e e ves	Devt cont ib	Devt cont ib - U i ty	Devt	Rese ves	Cash	9 030 0	9	-	9	-	9	4 6	7 4	-	-	9	-
09 One wa e	03 G een n ast uc u e	3 G een n ast uctu e - p ann ng & mon to ing	G een in a t uctu e p ann ng	G een in ast u tu e p anning	Gl plann ng	G een n ast uc u e	Cap tal - Sewe s In e m debt)	U l ty bo owing	Debt	Cap tal - Sewe s	C ty	Debt	Cash	9 030 30	-	-	-	-	-	2 3	2 3)	-	-	-	-
09 One wa e	03 G een n ast uc u e	3 G een n ast uctu e - p ann ng & mon to ing	G een in a t uctu e p ann ng	G een in ast u tu e p anning	Gl plann ng	G een n ast uc u e	Cap tal - Sewe s (G)	U l ty pay as-you go	ay go	Cap tal - Sewe s	C ty	ay go	Cash	9 030 30	3 9	-	3 9	-	3 9	-	3 9	-	3 9	-	-
09 One wa e	03 G een n ast uc u e	3 G een n ast uctu e - p ann ng & mon to ing	G een in a t uctu e p ann ng	G een in ast u tu e p anning	Gl plann ng	G een n ast uc u e	DC s - U i t es	De t cont b e e ves	Devt cont ib	Devt cont ib - U i ty	De t	Rese ves	Cash	9 030 30	3 5	0 6)	2 9	4	4 3	2 7	6	-	-	4 3	-
09 One wa e	03 G een n ast uc u e	3 G een n ast uctu e - p ann ng & mon to ing	Wate qua i y & Gl mon to ing p og am	Wa e qua i y & Gl mon to ing p og am	Wa e qua i y mon to ing	G een n ast uc u e	Cap tal - Sewe s Deb)	U l ty bo owing	Debt	Cap tal - Sewe s	C ty	Debt	Cash	9 030 20	-	-	-	-	-	0 3	0 3)	-	-	-	-
09 One wa e	03 G een n ast uc u e	3 G een n ast uctu e - p ann ng & mon to ing	Wate qua i y & Gl mon to ing p og am	Wa e qua i y & Gl mon to ing p og am	Wa e qua i y mon to ing	G een n ast uc u e	Cap tal - Sewe s (G)	U l ty pay as-you go	ay go	Cap tal - Sewe s	C ty	ay go	Cash	9 030 20	0	0)	0 9	-	0 9	-	0 9	-	0 9	-	-
09 One wa e	04 Ad us men s e ated to p o cap tal p ans	io p an - One wa e	o p an - One wa e	o p an - One wa e	o plan - One wate	o plan - One wate	CACs - C tyw de	De t cont b e e ves	Devt cont ib	Devt cont ib - U i ty	Devt	Rese ves	Cash	9 979 797	-	-	-	-	-	-	-	-	-	-	-
09 One wa e	04 Ad us men s e ated to p o cap tal p ans	io p an - One wa e	o p an - One wa e	o p an - One wa e	o plan - One wate	o plan - One wate	DC s - U i t es	De t cont b e e ves	Devt cont ib	Devt cont ib - U i ty	De t	Rese ves	Cash	9 979 797	-	(3)	(3)	-	(3)	(3)	-	-	-	(3)	-
09 One wa e	04 Ad us men s e ated to p o cap tal p ans	io p an - One wa e	o p an - One wa e	o p an - One wa e	o plan - One wate	o plan - One wate	ede al n ast uctu e	a t e s	a ne	ede al ov nc al	a tne	ay go	Cash	9 979 797	-	3	3	-	3	3	-	-	-	-	3
09 One wa e	04 Ad us men s e ated to p o cap tal p ans	io p an - One wa e	o p an - One wa e	o p an - One wa e	o plan - One wate	o plan - One wate	Sewe u i i y ese ves	ax & ee unded e e ves	Rese es	U i i y ese ves	C ty	Rese ves	Cash	9 979 797	-	0 4	0 4	-	0 4	0 4	-	-	0 4	-	-
09 One wa e	04 Ad us men s e ated to p o cap tal p ans	io p an - One wa e	o p an - One wa e	o p an - One wa e	o plan - One wate	o plan - One wate	W S connec ion ees	Con ect ons & se ices cond t ons	Connec ions	Cxn ees	Devt	ay go	Cash	9 979 797	-	5 7	5 7	-	5 7	5 7	-	-	-	5 7	-
0 So id waste	0 Ze o was e	Ze o was e n t at ves	Ze o was e ni ia ves	Ze o waste ni ia ves	Ze o waste	D sposal	Cap tal - SW (G)	U l ty pay as-you go	ay go	Cap tal - SW	C ty	ay go	Cash	0 0 0 50	-	0 9	0 9	-	0 9	0 9	-	-	0 9	-	-
0 So id waste	02 D sposal	and ll c osu e wo s - hase 4	hase 4 and ll c osu e wo s	hase 4 and i l c osu e	and i l c osu e	D sposal	Met o - and i l	a t e s	a ne	Met o ans nk	a tne	ay go	Cash	0 0 0 30	7 4	-	7 4	-	7 4	6 8	0 6	-	-	-	7 4
0 So id waste	02 D sposal	and ll c osu e wo s - hase 4	hase 4 and ll c osu e wo s	hase 4 and i l c osu e	and i l c osu e	D sposal	Rese ve - SWCR	ax & ee unded e e ves	Rese es	SWC ese ve	C ty	Rese ves	Cash	0 0 0 30	7 4	2 4	9 8	-	9 8	8 4	4	-	9 8	-	-
0 So id waste	02 D sposal	2 and ll c osu e wo s - o he	C osu e ma nten nce	Clo u e ma ntenan e	and i l c osu e	D sposal	Rese ve - SWCR	ax & ee unded ese ves	Rese es	SWC ese ve	C ty	Rese ves	Cash	0 0 0 302	-	0	0	-	0	0	-	-	0	-	-
0 So id waste	02 D sposal	2 and ll c osu e wo s - o he	Des gn o hase 5 c osu e wo ks	hase 5 and i l c osu e des gn	and i l c osu e	D sposal	Met o - and i l	a t e s	a ne	Met o ans nk	a tne	ay go	Cash	0 0 0 304	0 5	-	0 5	-	0 5	-	0 5	-	-	-	0 5
0 So id waste	02 D sposal	2 and ll c osu e wo s - o he	Des gn o hase 5 c osu e wo ks	hase 5 and i l c osu e des gn	and i l c osu e	D sposal	Rese ve - SWCR	ax & ee unded ese ves	Rese es	SWC ese ve	C ty	Rese ves	Cash	0 0 0 304		-		-		-		-		-	-
0 So id waste	02 D sposal	2 and ll c osu e wo s - o he	Deve opment & execu ion o vege at on p an	Deve opment & execu ion o vege at on p an	and i l c osu e	D sposal	Met o - and i l	a t e s	a ne	Met o ans nk	a tne	ay go	Cash	0 0 0 303	0 8	-	0 8	-	0 8	-	0 8	-	-	-	0 8
0 So id waste	02 D sposal	2 and ll c osu e wo s - o he	Deve opment & execu ion o vege at on p an	Deve opment & execu ion o vege at on p an	and i l c osu e	D sposal	Rese ve - SWCR	ax & ee unded e e ves	Rese es	SWC ese ve	C ty	Rese ves	Cash	0 0 0 303	8	-	8	-	8	0 7	0	-	8	-	-
0 So id waste	02 D sposal	2 and ll c osu e wo s - o he	Deve opment & execu ion o vege at on p an	Deve opment & execu ion o vege at on p an	and i l c osu e	D sposal	ans nk	a t e s	a ne	Met o ans nk	a tne	ay go	Cash	0 0 0 303	-	-	-	-	-	0 3	0 3)	-	-	-	-
0 So id waste	02 D sposal	3 and ll gas co le t on	Regu ato y equi emen s	Rout ne G wo ks (non clo u e)	and i l non- losu e	D sposal	Cap tal - SW (G)	U l ty pay as-you go	ay go	Cap tal - SW	C ty	ay go	Cash	0 0 0 20	20 0	5 5)	4 5	-	4 5	3 4		-	4 5	-	-
0 So id waste	02 D sposal	3 and ll gas co le t on	Regu ato y equi emen s	Rout ne G wo ks (non clo u e)	and i l non- losu e	D sposal	Met o - and i l	a t e s	a ne	Met o ans nk	a tne	ay go	Cash	0 0 0 20	-	2 5	2 5	-	2 5	2 5	-	-	-	-	2 5
0 So id waste	02 D sposal	4 and ll egul to y equi emen s & othe upg ades	and i l upg ades	and i l ent ance enova ons	and i l non- losu e	D sposal	C - and i l	C	Debt	C - and i l	C ty	Debt	Cash	0 0 0 202	-	2	2	-	2	2	-	-	2	-	-
0 So id waste	02 D sposal	4 and ll egul to y equi emen s & othe upg ades	and i l upg ades	New hase p epa at on and h gh t a c mp ovements	and i l non- losu e	D sposal	Cap tal - SW (G)	U l ty pay as-you go	ay go	Cap tal - SW	C ty	ay go	Cash	0 0 0 202	2 6	-	2 6	0 8)	9	0 8		-	9	-	-
0 So id waste	02 D sposal	4 and ll egul to y equi emen s & othe upg ades	and i l upg ades	epa at on o RNG ac i y	and i l non- losu e	D sposal	Cap tal - SW (G)	U l ty pay as-you go	ay go	Cap tal - SW	C ty	ay go	Cash	0 0 0 202	0 8	-	0 8	0 8)	-	-	-	-	-	-	-
0 So id waste	02 D sposal	4 and ll egul to y equi emen s & othe upg ades	and i l upg ades	Renova ion & upg ades o V ac i ies	and i l non- losu e	D sposal	Cap tal - SW (G)	U l ty pay as-you go	ay go	Cap tal - SW	C ty	ay go	Cash	0 0 0 202	3 0	(0)	2 0	(0)	0	0 5	0 5	-	0	-	-
0 So id waste	02 D sposal	4 and ll egul to y equi emen s & othe upg ades	and i l upg ades	Upg ade o 78 h St eet Ent ance and Sca e ac i y	and i l non- losu e	D sposal	Cap tal - SW (G)	U l ty pay as-you go	ay go	Cap tal - SW	C ty	ay go	Cash	0 0 0 202	3 0	-	3 0	3 0)	-	-	-	-	-	-	-
0 So id waste	02 D sposal	4 and ll egul to y equi emen s & othe upg ades	and i l upg ades	Upg ades o V ompost ac l ty	and i l non- losu e	D sposal	Cap tal - SW (G)	U l ty pay as-you go	ay go	Cap tal - SW	C ty	ay go	Cash	0 0 0 202	3 0	0 5)	2 5	-	2 5	0	5	-	2 5	-	-
0 So id waste	02 D sposal	4 and ll egul to y equi emen s & othe upg ades	and i l upg ades	V cale so twa e	and i l non- losu e	D sposal	Cap tal - SW (G)	U l ty pay as-you go	ay go	Cap tal - SW	C ty	ay go	Cash	0 0 0 202	0 5	-	0 5	0 5)	-	-	-	-	-	-	-
0 So id waste	02 D sposal	4 and ll egul to y equi emen s & othe upg ades	Regu ato y equi emen s	Ci y laydown a ea cl an-up emedia ion	and i l non- losu e	D sposal	Cap tal - SW (G)	U l ty pay as-you go	ay go	Cap tal - SW	C ty	ay go	Cash	0 0 0 20	2 0	-	2 0	(8)	0 3	-	0 3	-	0 3	-	-
0 So id waste	02 D sposal	4 and ll egul to y equi emen s & othe upg ades	Regu ato y equi emen s	anning & des gn o V Hyd ogeolog cal s e mp ovements	and i l non- losu e	D sposal	Cap tal - SW (G)	U l ty pay as-you go	ay go	Cap tal - SW	C ty	ay go	Cash	0 0 0 20	0	-	0	5	2 5	0 9	6	-	2 5	-	-
0 So id waste	02 D sposal	5 ans e ta ion ma n enance & upg ades	VS S main enance & upg ades	VS S sca e o wa e	ans e s at on	D sposal	Cap tal - SW (G)	U l ty pay as-you go	ay go	Cap tal - SW	C ty	ay go	Cash	0 0 0 0	0 5	-	0 5	0 5)	-	-	-	-	-	-	-
0 So id waste	02 D sposal	5 ans e ta ion ma n enance & upg ades	VS S main enance & upg ades	VS S st uc u al epai s	ans e s at on	D sposal	Cap tal - SW (G)	U l ty pay as-you go	ay go	Cap tal - SW	C ty	ay go	Cash	0 0 0 0	2 0	-	2 0	-	2 0	0 2	9	-	2 0	-	-
0 So id waste	02 D sposal	6 Renewal o d sposal veh c es & equ pment	Renewal o d sposal veh c es & equipment	Renewal o d sposal veh c es & equipment	Vehi les & equ pment	D sposal	eet - SW	ax & ee unded ese ves	Rese es	eet	C ty	Rese ves	Cash	0 0 0 40	4 5	-	4 5	-	4 5	4 5	0 0	-	4 5	-	-
0 So id waste	03 San at on	Renewal o san t t on veh c es & equi ment	Renewal o san ta ion veh c es & equipment	Renewal o san ta ion veh cl s & equipment	Col ec ions & st eet lean ng	Sani at on	eet - SW	ax & ee unded ese ves	Rese es	eet	C ty	Rese ves	Cash	0 020 0	0	0 7	0 8	2 0	2 8	0	8	-	2 8	-	-
0 So id waste	03 San at on	2 Ca t enclo u es & o he	Othe s stems	Othe san at on s stems	Col ec ions & st eet lean ng	Sani at on	Cap tal - SW (G)	U l ty pay as-you go	ay go	Cap tal - SW	C ty	ay go	Cash	0 020 02	0 5	-	0 5	-	0 5	0 5	-	-	0 5	-	-
0 So id waste	03 San at on	2 Ca t enclo u es & o he	St ee scape a t enc osu es	St eet cape ca t enc osu es	Col ec ions & st eet lean ng	Sani at on	Cap tal - SW (G)	U l ty pay as-you go	ay go	Cap tal - SW	C ty	ay go	Cash	0 020 03	-	2 0	2 0	2 0	4 0	2 0	2 0	-	4 0	-	-
0 So id waste	04 Ad us men s e ated to p o cap tal p ans	io p an - So id waste	o p an - So id waste	o p an - So id wa te	o plan - Sol d wa te	o plan - Sol d was e	Cap tal - SW (G)	U l ty pay as-you go	ay go	Cap tal - SW	C ty	ay go	Cash	0 979 797	-	-	-	-	-	-	-	-	-	-	-
0 So id waste	04 Ad us men s e ated to p o cap tal p ans	io p an - So id waste	o p an - So id waste	o p an - So id wa te	o plan - Sol d wa te	o plan - Sol d was e	C - and i l	C	Debt	C - and i l	C ty	Debt	Cash	0 979 797	-	2)	2)	-	(2)	2)	-	-	2)	-	-
0 So id waste	04 Ad us men s e ated to p o cap tal p ans	io p an - So id waste	o p an - So id waste	o p an - So id wa te	o plan - Sol d wa te	o plan - Sol d was e	Met o - and i l	a t e s	a ne	Met o ans nk	a tne	ay go	Cash	0 979 797	-	3 5	3 5	-	3 5	3 5	-	-	-	-	3 5
0 So id waste	04 Ad us men s e ated to p o cap tal p ans	io p an - So id waste	o p an - So id waste	o p an - So id wa te	o plan - Sol d wa te	o plan - Sol d was e	Rese ve - SWCR	ax & ee unded e e ves	Rese es	SWC ese ve	C ty	Rese ves	Cash	0 979 797	-	3 4)	3 4)	-	(3 4)	3 4)	-	-	3 4)	-	-
Renewab e ene gy	0 alse C eek Ne ghbou hood Ene gy U i i y	Expan ion o SE C ene gy cent e	Expans on o SE C ne gy cent e	Expans on o SE C ene gy cent e	Gene a ion	SE C NEU	Cap tal - NEU Deb)	U l ty bo owing	Debt	Cap tal - NEU	C ty	Debt	Cash	0 0 0	4 4	2 4	6 8	(2 8)	4 0	4 5	(0 5)	-	4 0	-	-
Renewab e ene gy	0 alse C eek Ne ghbou hood Ene gy U i i y	Expan ion o SE C ene gy cent e	Expans on o SE C ene gy cent e	Expans on o SE C ene gy cent e	Gene a ion	SE C NEU	ede al n ast uctu e	a t e s	a ne	ede al ov nc al	a tne	ay go	Cash	0 0 0	-	-	-	5 6	5 6	-	5 6	-	-	-	5 6
Renewab e ene gy	0 alse C eek Ne ghbou hood Ene gy U i i y	Expan ion o SE C ene gy cent e	Expans on o SE C ne gy cent e	Expans on o SE C ene gy cent e	Gene a ion	SE C NEU	ovin ial - C eanBC	a t e s	a ne	ede al ov nc al	a tne	ay go	Cash	0 0 0	-	-	-	4 6	4 6	-	4 6	-	-	-	4 6
Renewab e ene gy	0 alse C eek Ne ghbou hood Ene gy U i i y	2 New ate l te ene gy gene at on	New sa e l te ene gy gene at on	New sa el te ene gy gene a on	Gene a ion	SE C NEU	Cap tal - NEU Deb)	U l ty bo owing	Debt	Cap tal - NEU	C ty	Debt	Cash	0 0 02	2 7	0 5	3 2	-	3 2	2		-	3 2	-	-
Renewab e ene gy	0 alse C eek Ne ghbou hood Ene gy U i i y	3 SE C ene gy ent e upg ades	SE C ene gy cent e upg ad s	SE C ene gy cent e upg ades	Gene a ion	SE C NEU	Cap tal - NEU Deb)	U l ty bo owing	Debt	Cap tal - NEU	C ty	Debt	Cash	0 0 03	-	0 7	0 7	-	0 7	0 4	0 3	-	0 7	-	-
Renewab e ene gy	0 alse C eek Ne ghbou hood Ene gy U i i y	3 SE C ene gy ent e upg ades	SE C ene gy cent e upg ad s	SE C ene gy cent e upg ades	Gene a ion	SE C NEU	NEU conne t on ees	Con ect ons & se ices cond t ons	Connec ions	Cxn ees	Devt	ay go	Cash	0 0 03	-	-	-	-	-	0 3	0 3)	-	-	-	-
Renewab e ene gy	0 alse C eek Ne ghbou hood Ene gy U i i y	4 Expan ion o di t bu ion netwo k	Expans on o dist bu ion netwo k	Expans on o dist but on netwo k	Dist bu ion	SE C NEU	Cap tal - NEU Deb)	U l ty bo owing	Debt	Cap tal - NEU	C ty	Debt	Cash	0 0 20	4 0	0	5 0	2 4)	2 6	7 3	5 3	-	2 6	-	-
Renewab e ene gy	0 alse C eek Ne ghbou hood Ene gy U i i y	5 New e v ce onnect on & ene gy t ans e sta ions	New se v ce conne t on & E Ss	New se vi e connec on & E Ss	Dist bu ion	SE C NEU	Cap tal - NEU Deb)	U l ty bo owing	Debt	Cap tal - NEU	C ty	Debt	Cash	0 0 202	2 7	0 0	2 7	-	2 7	2 7	-	-	2 7	-	-
Renewab e ene gy	0 alse C eek Ne ghbou hood Ene gy U i i y	5 New e v ce onnect on & ene gy t ans e sta ions	New se v ce conne t on & E Ss	New se vi e connec on & E Ss	Dist bu ion	SE C NEU	NEU conne t on ees	Con ect ons & se ices cond t ons	Connec ions	Cxn ees	Devt	ay go	Cash	0 0 202	3 7	0 3)	3 4	(4)	2 0	4	0 6	-	-	2 0	-
Renewab e ene gy	0 alse C eek Ne ghbou hood Ene gy U i i y	6 Sys em p anning & o e head	Sys em p anning & ove head	Sys em plan ing & ove head	lan ing	SE C NEU	Cap tal - NEU Deb)	U l ty bo owing	Debt	Cap tal - NEU	C ty	Debt	Cash	0 0 30	2 2	-	2 2	-	2 2	0 9	3	-	2 2	-	-
Renewab e ene gy	02 E ect c ehic e n ast uc u e	ub ic EV cha g ng n ast uctu e	E ect ic Vehi le In ast u tu e St ategy	E ect ic Vehi le In ast uc u e St ategy	EV n ast uc u e	EV in a t uctu e	G Commnu ty Wo ks und	a t e s	Rese es	G CW Rese ve	a tne	Rese ves	Cash	020 0	8	0 5	2 2	-	2 2	8	0 5	-	-	-	2 2
Renewab e ene gy	03 Bu ding ene gy et o ts	Deep em ss on bu ding et o i s & othe a cele ated ac ions on cl ma e change	Deep em ss on bu ld ng et o i s & othe ac ele ated act ons on c ma e c ange	Deep em ssi n bu ld ng et o i s & othe acce e ated act ons on c ma e chan e	Bui d ng et o ts	Bui ding et o ts	Cap tal - RE M (G)	Cap al om evenue	ay go	Cap tal - Gene al	C ty	ay go	Cash	030 0	-	3 8	3 8	-	3 8	5 6	8 2	-	3 8	-	-
Renewab e ene gy	03 Bu ding ene gy et o ts	2 C imate eme gency espo se ni at ves - ui dings	C imate eme gency esponse bu ld ng in t at ves	Cl mate eme gency esponse bu ld ng n t at ves	Bui d ng et o ts	Bui ding et o ts	Cap tal - Eme g ng (G)	Cap al om evenue	ay go	Cap tal - Gene al	C ty	ay go	Cash	030 20	-	-	-	4 0	4 0	-	4 0	-	4 0	-	-
Renewab e ene gy	04 Ad us men s e ated to p o cap tal p ans	io p an - Renewab e ene gy	o p an - Renewable ene y	o p an - Renewable ene gy	o plan - Renewable ene gy	o plan - Ren wab e ne gy	Cap tal - NEU Deb)	U l ty bo owing	Debt	Cap tal - NEU	C ty	Debt	Cash	979 797	-	4 3)	4 3)	-	(4 3)	4 3)	-	-	4 3)	-	-
2 ec nology	0 E is ing n ast uctu e	Ma ntenance & upg ades o I ha dwa e & n ast uctu e	Main enance & upg ades o I ha dwa e & n ast uctu e	Main enance & upg des o I ha dwa e & in a t uctu e	echno ogy	echnol gy	Cap tal - Eme g ng (G)	Cap al om evenue	ay go	Cap tal - Gene al	C ty	ay go	Cash	2 0 0 03	-	-	-	6 0	6 0	-	6 0	-	6 0	-	-
2 ec nology	0 E is ing n ast uctu e	Ma ntenance & upg ades o I ha dwa e & n ast uctu e	Main enance & upg ades o I ha dwa e & n ast uctu e	Main enance & upg des o I ha dwa e & in a t uctu e	echno ogy	echnol gy	Cap tal - I Debt)	leb sc te autho i y	Debt	Cap tal - Gene al	C ty	Debt	Cash	2 0 0 03	6 0	-	6 0	6 0)	-	2 6	2 6)	-	-	-	-
2 ec nology	0 E is ing n ast uctu e	Ma ntenance & upg ades o I ha dwa e & n ast uctu e	Main enance & upg ades o I ha dwa e & n ast uctu e	Main enance & upg des o I ha dwa e & in a t uctu e	echno ogy	echnol gy	Cap tal - I (G)	Cap al om evenue	ay go	Cap tal - Gene al	C ty	ay go	Cash	2 0 0 03	35 0	0 4	35 4	2 4)	33 0	9 6	3 4	-	33 0	-	-
2 ec nology	0 E is ing n ast uctu e	2 Da a cent e e oca ion	Data cent e e ocat on	Data cent e e ocat on	echno ogy	echnol gy	Cap tal - Eme g ng (G)	Cap al om evenue	ay go	Cap tal - Gene al	C ty	ay go	Cash	2 0 0 0	-	-	-	2 0	2 0	-	2 0	-	2 0	-	-
2 ec nology	0 E is ing n ast uctu e	2 Da a cent e e oca ion	Data cent e e ocat on	Data cent e e ocat on	echno ogy	echnol gy	Cap tal - I Debt)	leb sc te autho i y	Debt	Cap tal - Gene al	C ty	Debt	Cash	2 0 0 0	4 0	-	4 0	6 0	0 0	3 0	7 0	-	0 0	-	-
2 ec nology	0 E is ing n ast uctu e	3 Ma ntenance & upg ades o I so wa e ystems	Main enance & upg ades o I so wa e s stems	Main enance & upg des o I so twa e sy tems	echno ogy	echnol gy	Cap tal - I Debt)	leb sc te autho i y	Debt	Cap tal - Gene al	C ty	Debt	Cash	2 0 0 04	-	-	-	-	-	-	-	-	-	-	-
2 ec nology	0 E is ing n ast uctu e	3 Ma ntenance & upg ades o I so wa e ystems	Main enance & upg ades o I so wa e s stems	Main enance & upg des o I so twa e sy tems	echno ogy	echnol gy	Cap tal - I (G)	Cap al om evenue	ay go	Cap tal - Gene al	C ty	ay go	Cash	2 0 0 04	30 0	0 0)	30 0	(2)	28 8	5 5	3 3	-	28 8	-	-
2 ec nology	02 echnology t ans o mat on	ech ology t ans o mat on ni at ves	echno ogy t ans o ma i n	echno ogy t ans o ma ion ni ia ves	echno ogy	echnol gy	Cap tal - I (G)	Cap al om evenue	ay go	Cap tal - Gene al	C ty	ay go	Cash	2 0 0 02	25 0	-	25 0	-	25 0	2 4	2 6	-	25 0	-	-
2 ec nology	03 Ad us men s e ated to p o cap tal p ans	io p an - ech ology	o p an - echno ogy	o p an - echno ogy	o plan - echno ogy	o plan - echnol gy	Cap tal - I (G)	Cap al om evenue	ay go	Cap tal - Gene al	C ty	ay go	Cash	2 979 797	-	0 0)	0 0)	-	(0 0)	0 0)	-	-	0 0)	-	-
2 ec nology	03 Ad us men s e ated to p o cap tal p ans	io p an - ech ology	o p an - echno ogy	o p an - echno ogy	o plan - echno ogy	o plan - echnol gy	eet - Othe	ax & ee unded e e ves	Rese es	eet	C ty	Rese ves	Cash	2 979 797	-	-	-	-	-	-	-	-	-	-	-
3 Ove head	0 Ove head	Debt ssuance cos s	Debt ssuance costs	Debt ssuance costs	Ove head	Ove head	Cap tal - Gene al (G)	Cap al om evenue	ay go	Cap tal - Gene al	C ty	ay go	Cash	3 0 0 02	4 0	-	4 0	-	4 0	2 0	2 0	-	4 0	-	-
3 Ove head	0 Ove head	2 ndi ect co po a e ove head suppo ing cap tal	ndi ect co po a e ove head uppo ing cap tal	ndi ect co po ate ove head sup o t ng capi al	Ove head	Ove head	Cap tal - Gene al (G)	Cap al om evenue	ay go	Cap tal - Gene al	C ty	ay go	Cash	3 0 0 0	6 0	-	6 0	-	6 0	4	4 6	-	6 0	-	-
4 Eme g ng p io t es	0 Eme g ng p o t es	Eme g ng p io t es	Eme g ng p io i i s - a	Eme g ng p io i ies - a	Eme ging p o i ies	Eme ging p o t es	Cap tal - Eme g ng Debt)	leb sc te autho i y	Debt	Cap tal - Gene al	C ty	Debt	Cash	4 0 0 0	2 0	-	2 0	2 0)	-	-	-	-	-	-	-
4 Eme g ng p io t es	0 Eme g ng p o t es	Eme g ng p io t es	Eme g ng p io i es - b	Eme g ng p io i ies - b	Eme ging p o i ies	Eme ging p o t es	Cap tal - Eme g ng Debt)	leb sc te autho i y	Debt	Cap tal - Gene al	C ty	Debt	Cash	4 0 0 02	2 0	-	2 0	2 0)	-	-	-	-	-	-	-
4 Eme g ng p io t es	0 Eme g ng p o t es	Eme g ng p io t es	Eme g ng p io i es - 3a	Eme g ng p io i ies - 3a	Eme ging p o i ies	Eme ging p o t es	Cap tal - Eme g ng Debt)	leb sc te autho i y	Debt	Cap tal - Gene al	C ty	Debt	Cash	4 0 0 03	24 9	-	24 9	24 9)	-	-	-	-	-	-	-
4 Eme g ng p io t es	0 Eme g ng p o t es	Eme g ng p io t es	Eme g ng p io i i s - 3b	Eme g ng p io i ies - 3b	Eme ging p o i ies	Eme ging p o t es	Cap tal - Eme g ng Debt)	leb sc te autho i y	Debt	Cap tal - Gene al	C ty	Debt	Cash	4 0 0 04	22 3	-	22 3	22 3)	-	-	-	-	-	-	-
4 Eme g ng p io t es	0 Eme g ng p o t es	Eme g ng p io t es	Eme g ng p io i i s - ay as-you go	Eme g ng p io i ies - ay-a -you go	Eme ging p o i ies	Eme ging p o t es	Cap tal - Eme g ng (G)	Cap al om evenue	ay go	Cap tal - Gene al	C ty	ay go	Cash	4 0 0 05	36 9	-	36 9	(4 0)	23 0	-	23 0	-	23 0	-	-