

2014 vancouver homeless count executive summary



key findings

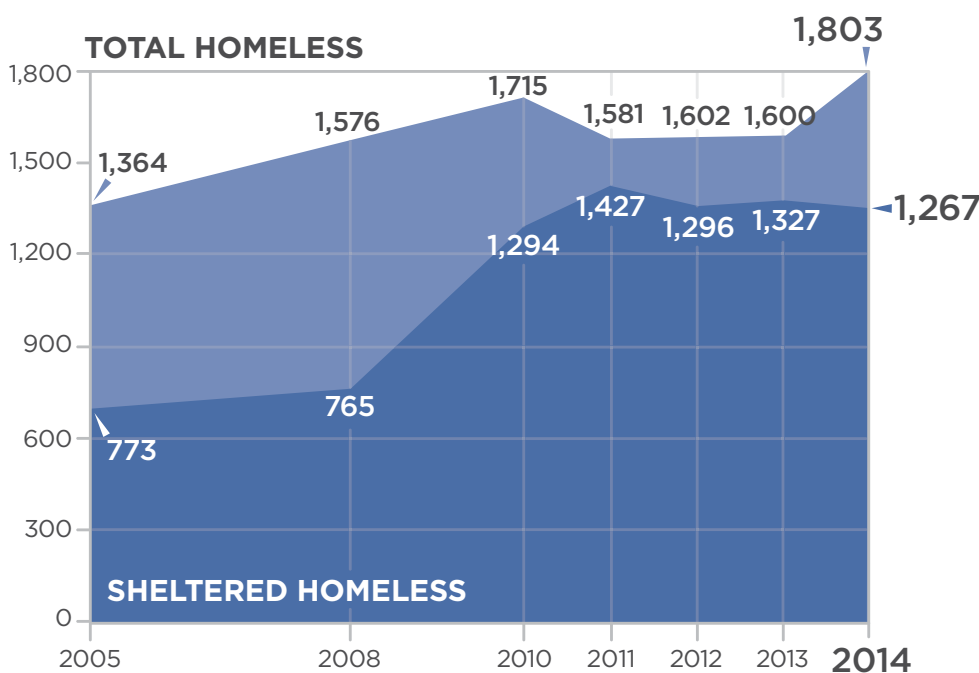
- On the evening of March 11 and the day of March 12, 2014, a total of 1,803 homeless individuals were counted (536 on the street and 1,267 in shelters).
- The total number of homeless, while stable for a number of years, increased in 2014. The number of unsheltered homeless has risen by 263 and the number of sheltered homeless has dropped by 60 since the 2013 count.
- The homeless continue to be disproportionately male, Aboriginal, middle aged and are in poor health.



On average, a homeless person in Vancouver is:

- ◀ 35 - 54 years old
- ◀ male
- ◀ Aboriginal
- ◀ on income assistance
- ◀ living with addiction issues, mental illness and/or a medical condition
- ◀ staying in a shelter

achieving our goal of ending street homelessness



- Support partners who focus on Aboriginals and youth who are homeless.
- Target supportive housing to specific vulnerable populations in neighbourhoods with significant homeless numbers.
- Improve access at all levels of care for mental health, and addiction services.
- Optimize the City's resources (e.g. use of land and capital grants) to support housing partnerships.
- Focus on drivers to prevent homelessness and deliver effective interventions.

Continued on next page

demographics

AGE

35-54 years
largest age group


total respondents: 1,235

- The largest age group of people counted continues to be between the ages of 35-54 (46% or 551 people).
- The number and the proportion of homeless persons have increased on opposite ends of the age spectrum. The number of youth and children under the age of 25 has risen from 14% or 194 in 2012 to 21% or 255 in 2014, while the number of homeless persons aged 55+ grew from 15% to 18% over that same time period.

GENDER

76%
are male

total respondents: 1,205



Men continue to comprise the majority of persons counted (907 or 76%).

ETHNICITY

36%
are Aboriginal

total respondents: 1,153

- Aboriginals continue to be over-represented among the homeless (415 or 36%) compared to the population of Vancouver (2%). Aboriginal youth comprise 45% (93) of the surveyed total of under 25's (207).
- The share of Aboriginal persons within the homeless population has been consistently high and has ranged from 38% (456) in 2008 to a 30% (369) in 2013.

INCOME

41% (459) reported income assistance as a source of income followed by disability benefit at 20% (218).

41% respondents: 459
on income assistance
or welfare

20% respondents: 218
disability benefit

17% respondents: 191
employment: part-time

11% respondents: 120
other

10% respondents: 107
no income

8% respondents: 89
OAS/GIS/ CPP

total respondents: 1,107

HEALTH OF THE HOMELESS

Incidences of reported and observed health conditions remain high in the homeless population.


overall homeless population
48% respondents: 519
addiction issues

41% respondents: 439
medical condition

34% respondents: 361
mental illness

28% respondents: 302
physical disability

total respondents: 1,076



2 out of 4
people surveyed
have addiction issues

The statistics for the under 25 population were generally lower with the exception of addiction issues.

children and youth under 25
49% respondents: 93
addiction issues

30% respondents: 58
medical condition

19% respondents: 37
mental illness

9% respondents: 18
physical disability

total respondents: 191