

From: "Johnston, Sadhu" <Sadhu.Johnston@vancouver.ca>

To: "Direct to Mayor and Council - DL" <CCDTMACDL@vancouver.ca>

Date: 5/4/2017 5:27:10 PM

Subject: City of Vancouver 2016 Census Age, Sex and Type of Dwelling Data Release

Attachments: PDS - Memo to MC - City of Vancouver 2016 Census Age Sex and Type of Dwelling Data Release - 04-05-2017 (2).pdf

Dear Mayor and Council,

Please see attached memo from Gil Kelley, General Manager, Planning, Urban Design & Sustainability highlighting the 2016 Census Age, Sex and Type of Dwelling Data Release.

A short summary of the memo is as follows:

- This memo summarizes the 2016 Census Age and Sex, and Type of Dwelling results for the City of Vancouver, released by Statistics Canada on Thursday, May 4th.
- The City of Vancouver has a higher proportion of 23 to 45 year olds compared to the rest of the Vancouver CMA. This group also makes up the most populous group in the City (50% of Vancouverites were between the age of 20 and 49 years old). People aged 65 and older were the fastest growing group while the number of children aged 0-4 remained fairly stable compared to 2011 (loss of 1%).
- The average household size in the City of Vancouver remained steady at 2.2 persons per household. Apartments with more than 5 storeys and semi-detached houses were the fastest growing dwelling types with growth rates of 18% and 16% respectively.

If you require further information, please contact Chris Robertson at 604.873.7684 or chris.robertson@vancouver.ca.

Best
Sadhu

Sadhu Aufochs Johnston | City Manager
City of Vancouver | 453 W 12th Avenue
Vancouver | BC V5Y 1V4
604.873.7627 | Sadhu.johnston@vancouver.ca
Twitter: sadhuajohnston



CONFIDENTIALITY NOTICE: This message and any accompanying documents contain confidential information intended for a specific individual and purpose. This message is private and protected by law. If you are not the intended recipient, you are hereby notified that any disclosure, copying or distribution, or the taking of any action based on the contents of this information, is strictly prohibited.



VanRIMS No.: 01-9000-20

MEMORANDUM

May 4, 2017

TO: Mayor and Council

CC: Sadhu Johnston, City Manager
 Paul Mochrie, Deputy City Manager
 Janice MacKenzie, City Clerk
 Lynda Graves, Manager, Administration Services, City Manager's Office
 Rena Kendall-Craden, Director, Communications
 Kevin Quinlan, Chief of Staff, Mayor's Office
 Katie Robb, Director, Communications, Mayor's Office
 Naveen Girn, Director, Community Relations, Mayor's Office
 Chris Robertson, Acting Assistant Director, City-Wide & Regional Planning, PDS
 Ingrid Hwang, Planner, PDS

FROM: Gil Kelley, General Manager, Planning, Urban Design & Sustainability

SUBJECT: City of Vancouver 2016 Census Age, Sex and Type of Dwelling Data Release

Dear Mayor and Council,

Below are highlights of the 2016 Census Age, Sex and Type of Dwelling Data released today. The data described below represent estimates made by Statistics Canada at 3 geographic levels: Census Tracts, Census Subdivisions, and Census Metropolitan Areas:

Population by age groups

In 2016, the City of Vancouver's most populous age group was 25 to 34 year olds which make up 20% of the population (125,195 people). Its least populous age group was people aged 80 years and older which constitute 2% of the population (14,230 people). Fifty percent of Vancouverites were between the age of 20 and 49 in 2016.

Vancouver's population grew by 4.6% between 2011 and 2016. People aged 65 and older were the fastest growing age demographic (19%), followed by 30 to 34 year olds (16%). Meanwhile, the 10 to 19 and 40 to 49 age groups declined by 4% and 7% respectively. The 'missing middle' (20-44 year olds) grew by 4% to 262,145 and the number of children aged 0 to 4 years old

decreased by 1% to 24,615 (Figure 1). At the local area level¹, several neighbourhoods saw an increase in the number of children aged 0 to 4 years old with Oakridge (51%), Mount Pleasant (38%) and Fairview (13%) seeing the greatest increase (Figure 2).

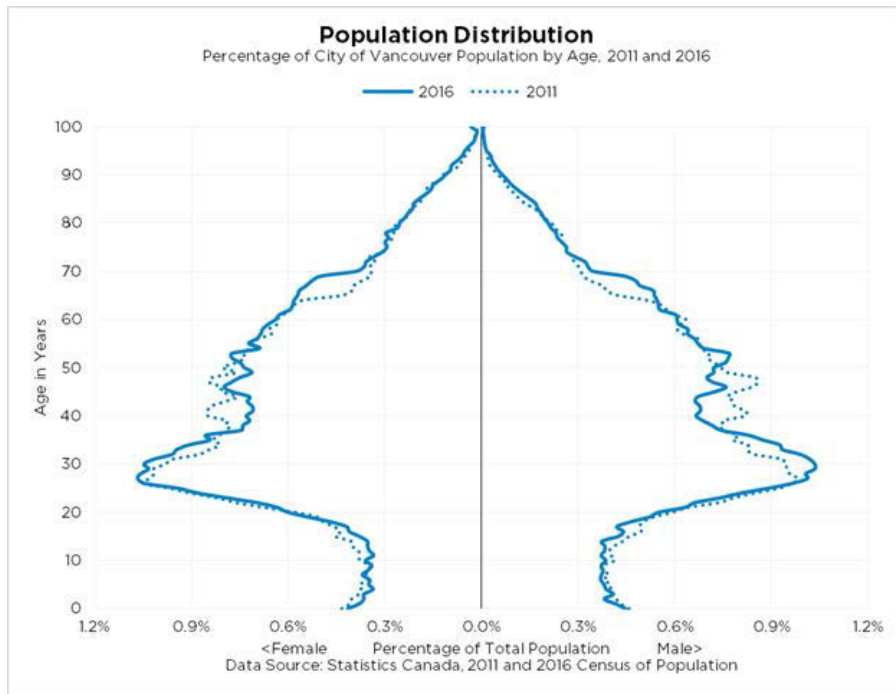


Figure 1: City of Vancouver Population Distribution, 2011-2016

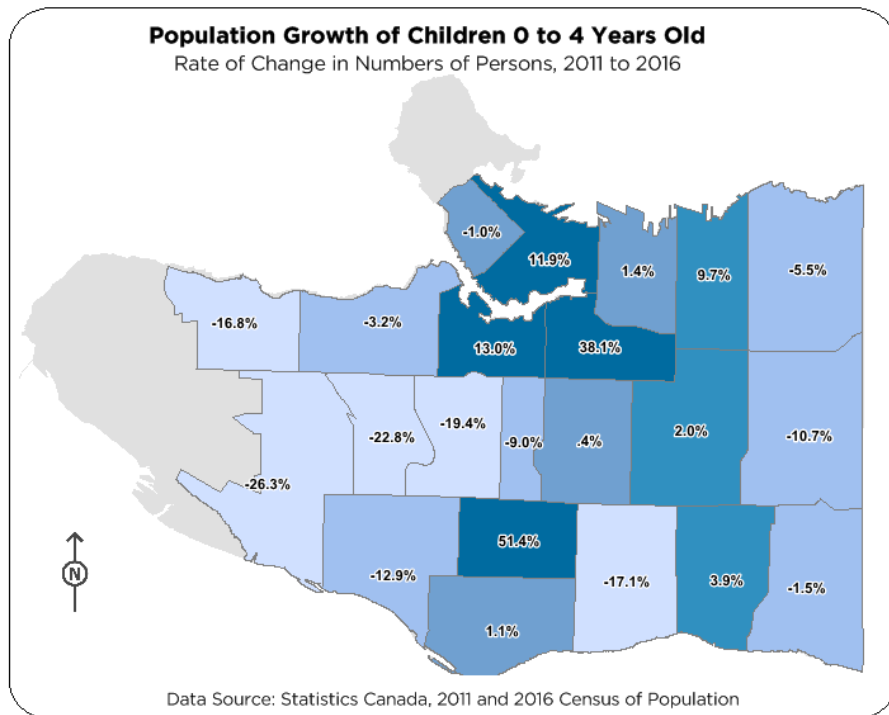


Figure 2: Population Growth of Children 0 to 4 Years Old, 2011-2016

¹ Local Areas (neighbourhoods) were approximated from Dissemination Area data.

Vancouver’s age distribution differs in a few key age brackets from that of the Vancouver Census Metropolitan Area (CMA). Most notably, the proportion of 23 to 45 year olds made up a larger proportion of the population in Vancouver than in the CMA and its five most populous municipalities. Also, the proportion of infants to 20 year olds is smaller in Vancouver than in the CMA and its five most populous municipalities. Age distribution in 65 + age group is largely similar between Vancouver and the CMA (Figure 3).

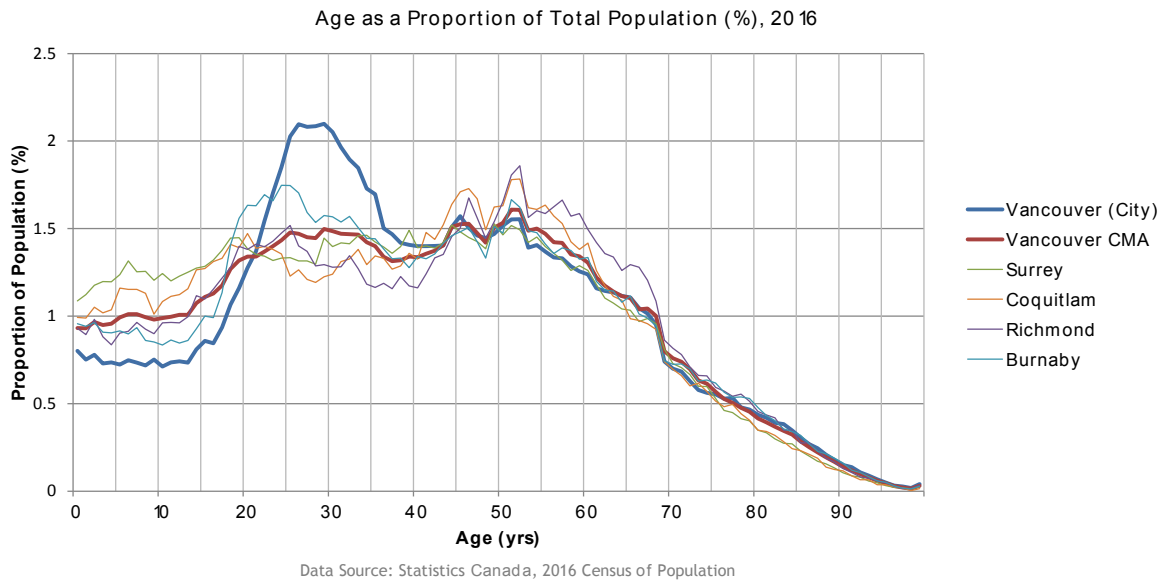
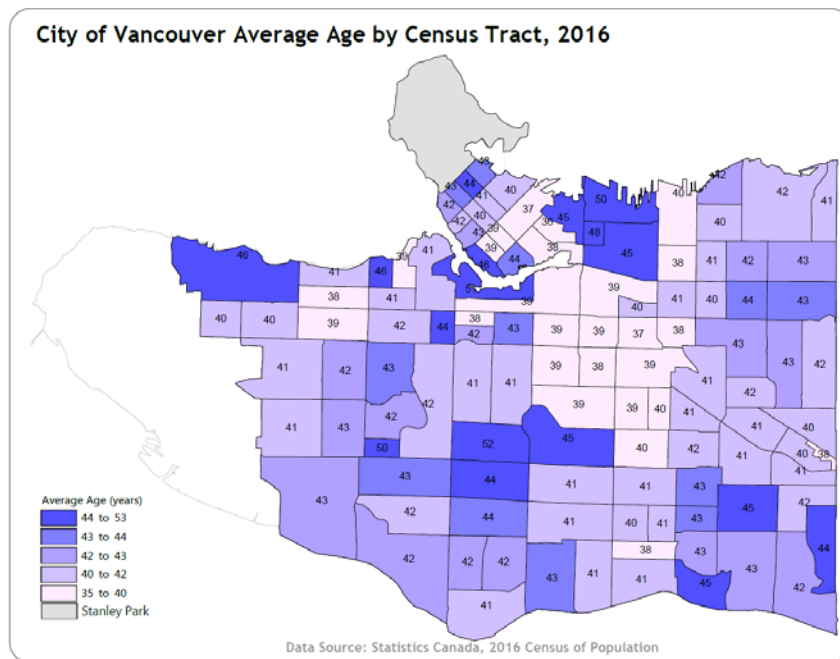


Figure 3: Age as a Proportion of Total Population, 2016

Average Age

The City’s average age increased to 41 years of age in 2016 from 40 in 2011. In general, areas in the south and west have older populations than those in the Downtown core and in Mount Pleasant and Riley Park neighbourhoods(see Map 1). In 2016, there were 96 males for every 100 females.



Map 1: Average age by Census Tract, 2016

Dwelling counts, household size, dwelling type

In 2016, the number of private households increased to 283,915 from 264,575 in 2011 and average household size remained the same at 2.2 people per household. Apartments with more than 5 floors and semi-detached houses were the fastest growing dwelling types with growth of 18% and 16% respectively (Figure 4).

City of Vancouver – Dwelling Counts by Type, 2011 and 2016

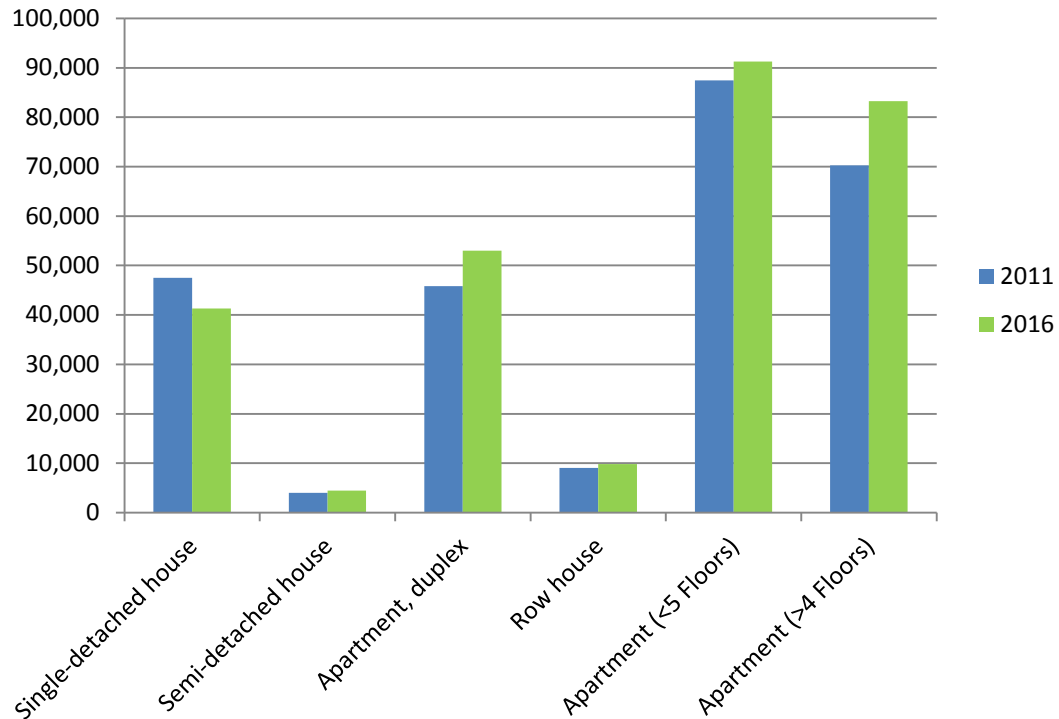


Figure 4: City of Vancouver Count of Dwelling Types 2011-2016

The table below is a summary of the remaining 2016 Census Program release dates.

Release date	Release topic
8-Feb-17	Population and dwelling counts
3-May-17	Age and sex
	Type of dwelling
10-May-17	Census of Agriculture
2-Aug-17	Families, households and marital status ⁰
	Language
13-Sep-17	Income
25-Oct-17	Immigration and ethnocultural diversity
	Housing
	Aboriginal peoples
29-Nov-17	Education
	Labour
	Journey to work
	Language of work
	Mobility and migration

If have any questions or require further information, please contact Chris Robertson, Acting Assistant Director for City-Wide and Regional Planning, at 604-873-7684 or chris.robertson@vancouver.ca.

Regards,



Gil Kelley, FAICP
General Manager, Planning, Urban Design & Sustainability

(T) 604.873.7456
(E) gil.kelley@vancouver.ca