

File No.: 04-1000-20-2018-358

August 27, 2018

s.22(1)

Dear s.22(1)

Re: **Request for Access to Records under the Freedom of Information and Protection of Privacy Act (the "Act")**

I am responding to your request of July 3, 2018 for:

Information referred to by the Transportation Department in making the decision to ban cars (temporary or permanently) from using the Adanac Overpass and how it fits into the City's related 40 Year Transportation Plan.

Date Range January 1, 2016 to July 3, 2018.

All responsive records are attached. Some information in the records has been severed, (blacked out), under s.13(1), s.15(1)(l), and s.22(1) of the Act. You can read or download these sections here: http://www.bclaws.ca/EPLibraries/bclaws_new/document/ID/freeside/96165_00


Please note that there were also eight short videos of traffic near the described area that were provided as part of the responsive records. These videos are being withheld under s.22(1) of the Act in order to maintain the privacy of residents and vehicles that appear in the videos.

Under section 52 of the Act, and within 30 business days of receipt of this letter, you may ask the Information & Privacy Commissioner to review any matter related to the City's response to your FOI request by writing to: Office of the Information & Privacy Commissioner, info@oipc.bc.ca or by phoning 250-387-5629.

If you request a review, please provide the Commissioner's office with: 1) the request number (#04-1000-20-2018-358); 2) a copy of this letter; 3) a copy of your original request; and 4) detailed reasons why you are seeking the review.

Yours truly,

Cobi Falconer, FOI Case Manager, for

A handwritten signature in black ink, appearing to read 'Cobi', followed by a long, horizontal, wavy line.

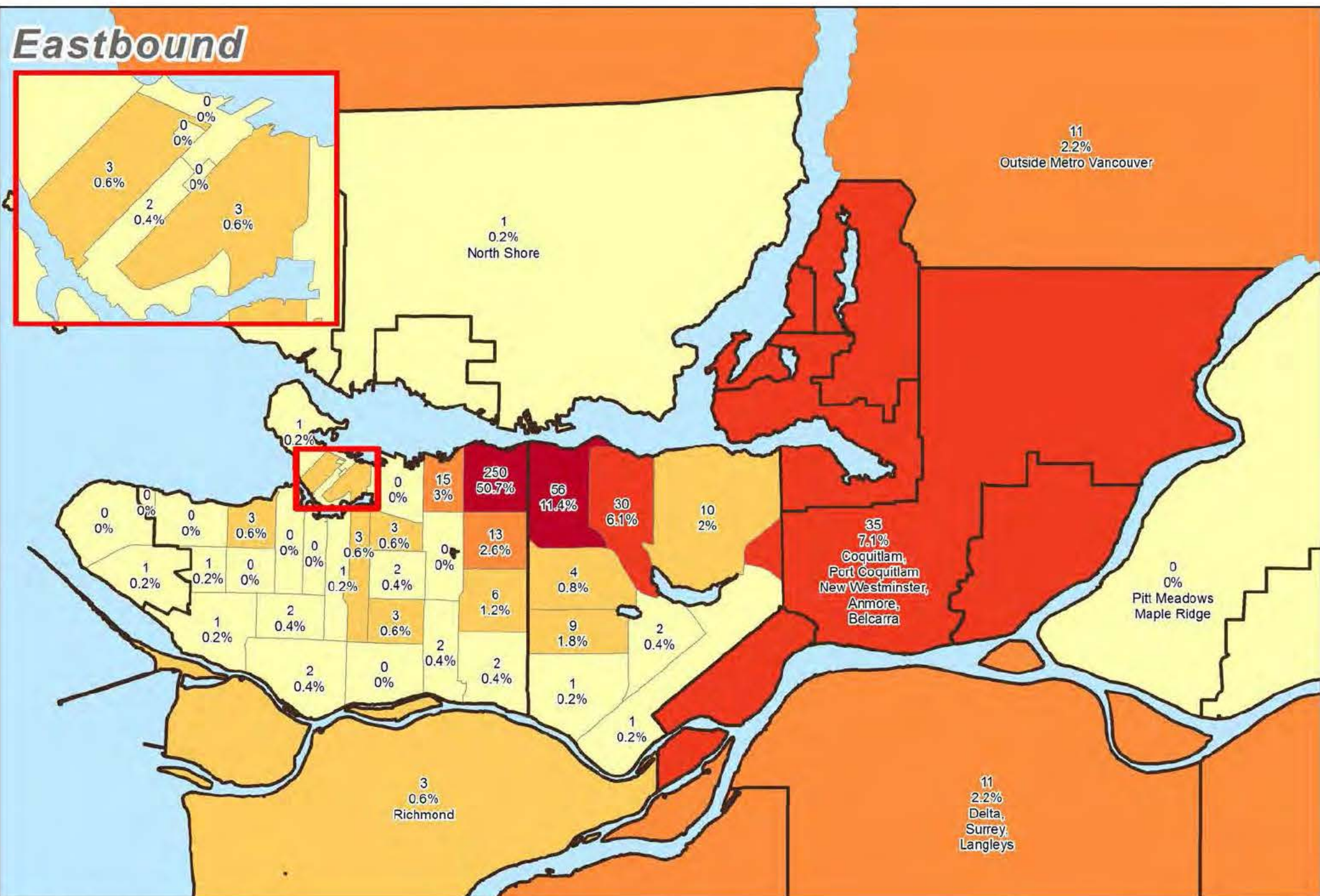
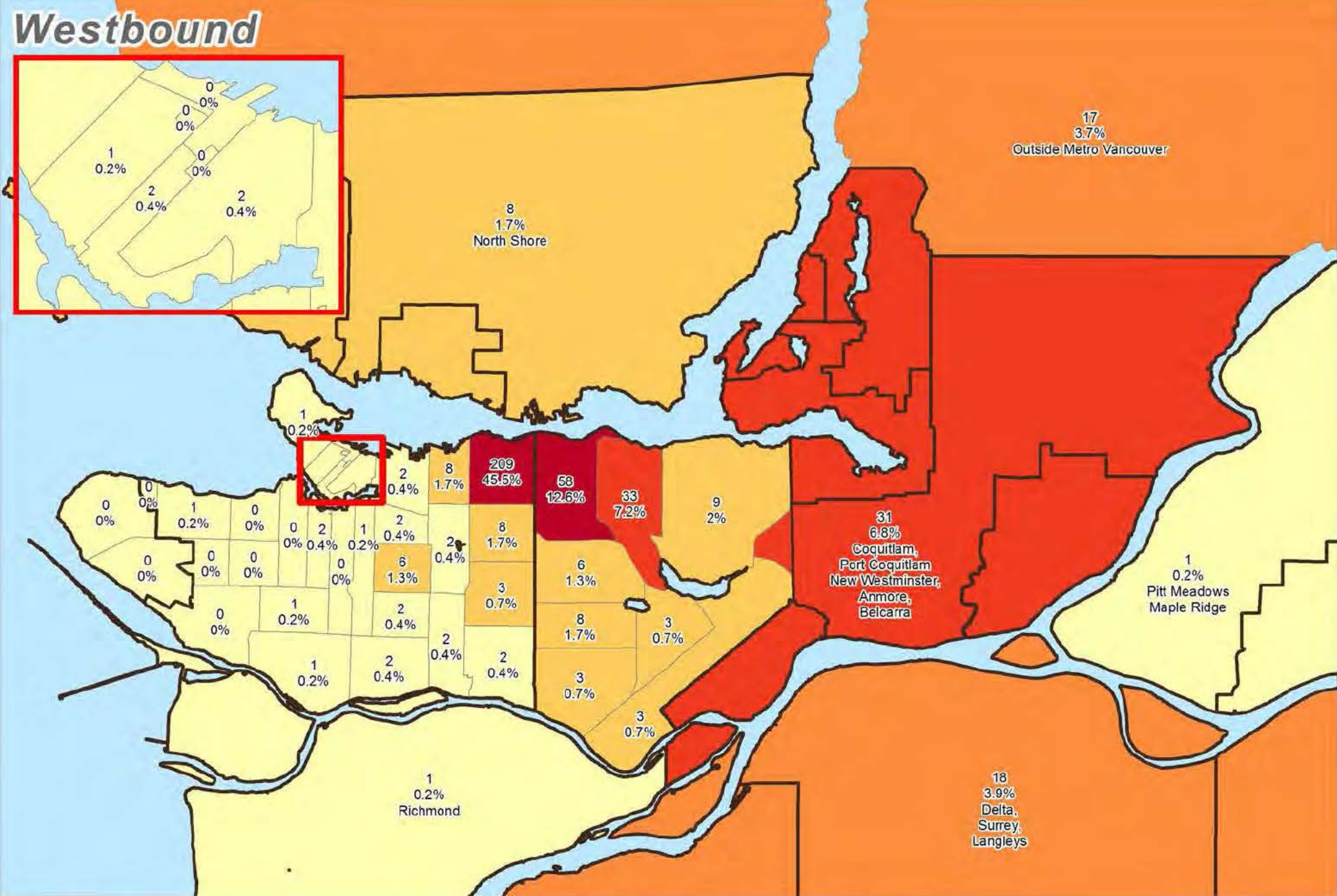
**Barbara J. Van Fraassen, BA
Director, Access to Information & Privacy**

Barbara.vanfraassen@vancouver.ca
453 W. 12th Avenue Vancouver BC V5Y 1V4

*If you have any questions, please email us at foi@vancouver.ca and we will respond to you as soon as possible. Or you can call the FOI Case Manager at 604.871.6584.

Encl.

:kt



**Adanac St.
Traffic By FSA
10am - 4pm
(Saturday)**

- 0 - 2 Vehicles
- >2 - 10 Vehicles
- >10 - 25 Vehicles
- >25 - 50 Vehicles
- >50 Vehicles

100 Number of vehicles
1.2% Percentage of total

Westbound

Area	Count	Percentage
Outside Metro Vancouver	28	2.6%
North Shore	13	1.2%
Pitt Meadows Maple Ridge	11	1.0%
Delta, Surrey, Langley	34	3.1%
Richmond	12	1.1%
Coquitlam, Port Coquitlam, New Westminster, Anmore, Belcarra	152	13.8%
Other Areas (Detailed)	See map for individual counts and percentages.	

Eastbound

Map showing the distribution of 200 people across Metro Vancouver and surrounding areas. The map is color-coded by density, with red indicating the highest density (200 people, 51.5%) in the central urban area.

Key locations and their corresponding values:

- North Shore: 5 (1.3%)
- Outside Metro Vancouver: 10 (2.6%)
- Coquitlam, Port Coquitlam, New Westminster, Anmore, Belcarra: 9 (2.3%)
- Pitt Meadows, Maple Ridge: 0 (0%)
- Delta, Surrey, Langley: 12 (3.1%)
- Richmond: 4 (1.0%)
- Central Urban Area (Red): 200 (51.5%)

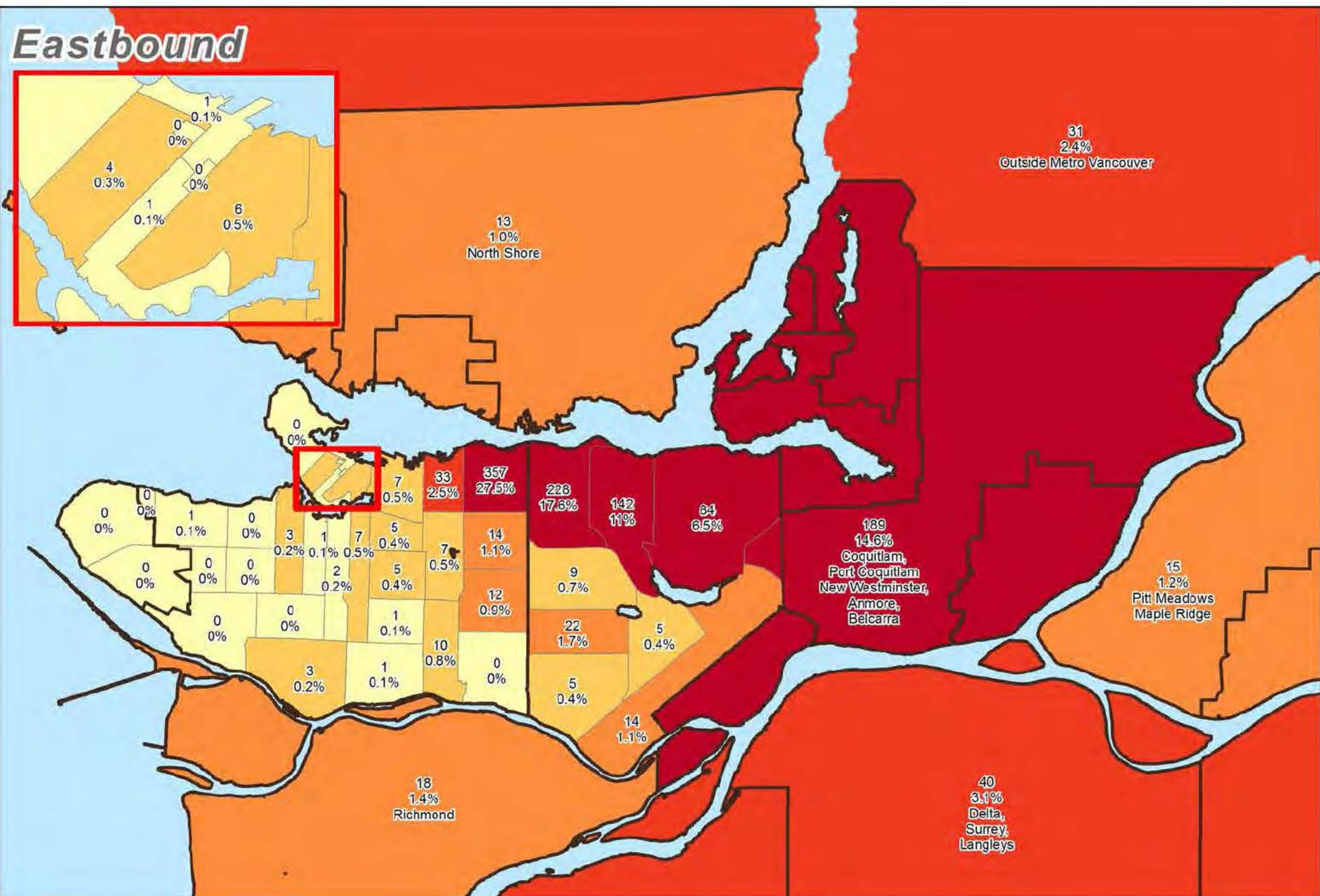
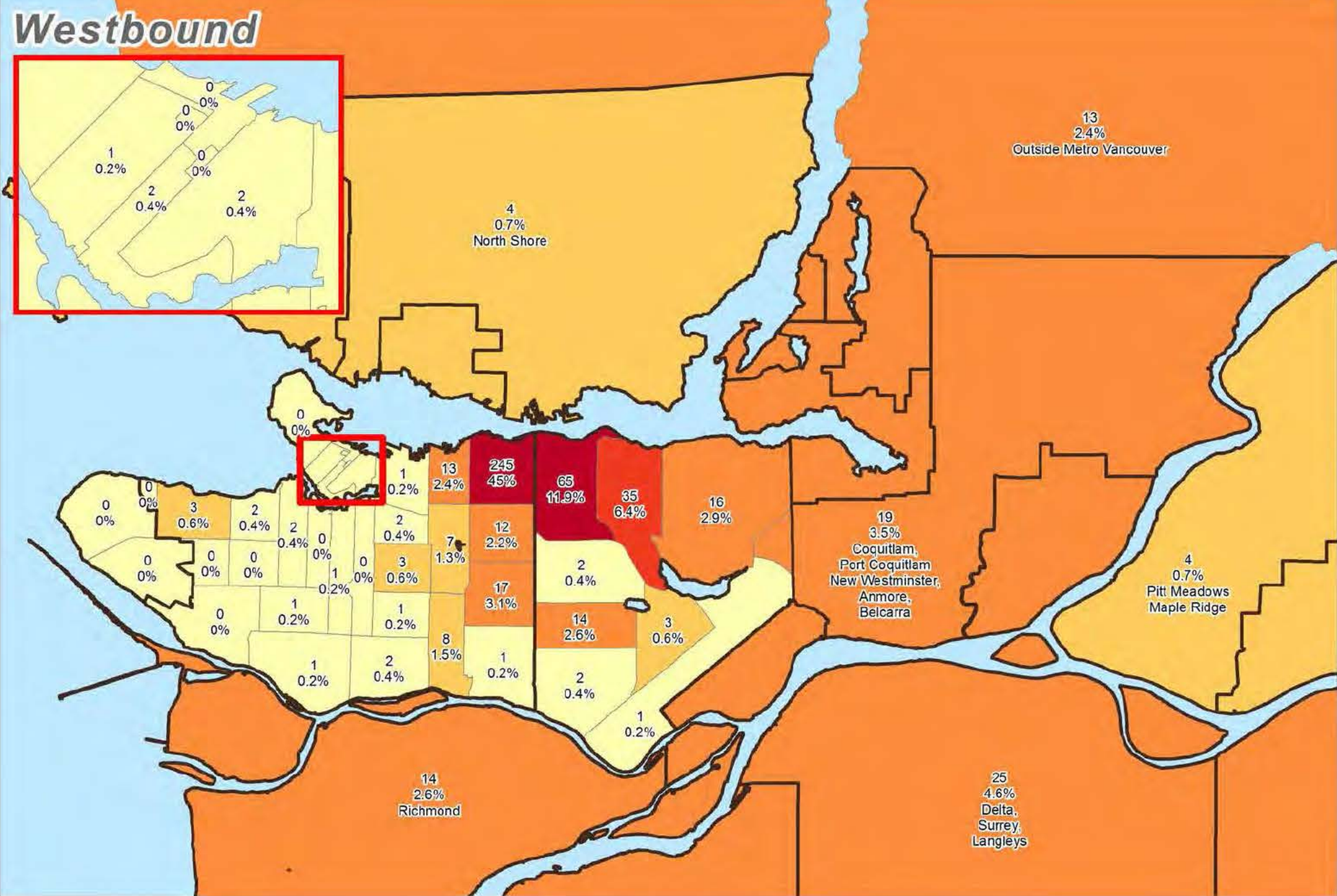
The map also includes an inset showing the broader regional context, with a red box highlighting the area shown in the main map.

100	Number of vehicles
1.2%	Percentage of total

URBAN
systems

Kilometers





MEMORANDUM

March 23, 2017

TO: Stephanie McNeely

FROM: Tim Barton

SUBJECT: Adanac/ Cassiar Transit Connections

Purpose

- Concerns over through cutting vehicles using the Adanac Bridge rather than staying on arterial routes. There is a higher volume of vehicle traffic on the bridge than we would like given its use as a busy cycling corridor. Therefore traffic calming options are being considered, which could impact transit services as the #27 route crosses the bridge.
- This is not specifically to do with the Adanac bicycle route. Separated lanes could be provided over the bridge whilst still allowing transit access.
- The Memo provides an assessment of existing transit operations and infrastructure. It also provides an exploration of future transit options as it relates to traffic calming options for the neighbourhood. Some options could involve closing the Adanac Bridge to motor vehicles.

Existing Transit Conditions

- The #27 currently uses the Adanac Bridge as part of its route between Kootenay Loop and Joyce Station. For the majority of its route it uses Rupert Street.
- Frequency: Every 15 minutes at peak times. Every 20 minutes outside of peak times.
- Stop spacing: varies and can be reviewed once a strategy is decided upon.
- Stop location: The last northbound stop before Adanac is farside Parker Street. The last NS stop after Adanac Bridge is on Adanac, between Cassiar and Skeena. The last southbound stop before the bridge is on Adanac, FS Skeena. After the bridge it is on Rupert, FS Adanac.
- The route has good on time performance, no bus bunching but low average speed. There is no overcrowding, with reasonable spare capacity.
- Stop boardings and alightings: See table below.

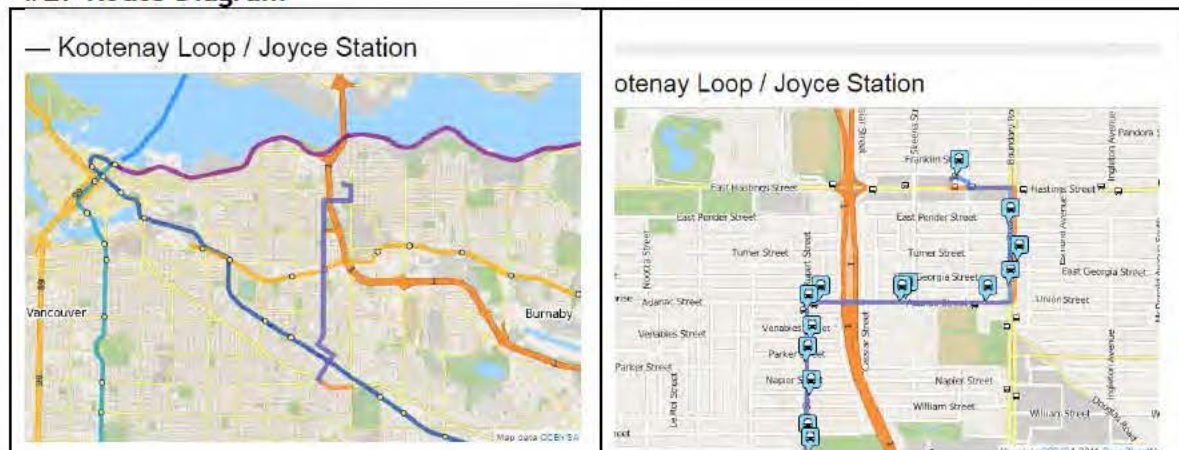
ENG - TPL - Adanac Cassiar Transit Considerations Memo - 2017-03-23

Stop Number	Location	Direction	Boardings	Alightings	Wheelchairs
51692	Adanac, NS Skeena	EB	9	61	0
51698	Adanac, FS Skeena	WB	89	9	0
51693	Adanac, FS Kootenay	EB	7	38	0
51697	Boundary, FS E Georgia	SB	37	6	0
51694	Boundary, FS Georgia	NB	6	19	0
51696	Boundary, FS E Pender	SB	32	1	0

Information is average daily boardings, alightings and wheelchair use based on June 2016.

- For north and southbound Boundary stops, passengers could use the #28 to access the same north and southbound destinations (Kootenay Loop and Joyce SkyTrain) should the #27 be re-routed.
- It appears that demand is greater to and from the south, based on boarding and alighting data. Changes at the northern end of the route may therefore impact proportionally less people than any changes to the south.

#27 Route Diagram



#27 Performance from 2015 Service Review

Cost & Performance						
		2011	2012	2013	2014	2015 Rank (2015)
Ride #/hr	Annual Boardings:	1,224,000	1,055,000	1,112,000	1,113,000	56 of 216
	Avg. Daily Boardings (Monday-Friday):	3,800	3,250	3,450	3,450	60 of 214
	Avg. Daily Boardings (Saturday):	2,800	2,350	2,500	2,500	52 of 182
	Avg. Daily Boardings (Sunday/Holiday):	2,100	1,750	1,850	1,900	53 of 175
Cost	Annual Service Cost:	\$1,398,000	\$1,264,000	\$1,268,000	\$1,319,000	90 of 219
	Annual Revenue Hours:	14,000	12,600	12,700	13,200	94 of 219
	Cost per Boarded Passenger:	\$1.14	\$1.20	\$1.14	\$1.19	15 of 216
Efficiency	Avg. Boardings per Revenue Hour:	88	83	88	84	14 of 216
	Average Passenger Turnover:	56%	60%	63%	66%	78 of 215
	Peak Passenger Load (Bi-Directional Avg.):	17	18	19	20	105 of 215
	Peak Load Factor (Vehicle Occupancy):	31%	36%	38%	40%	109 of 215
	Average Capacity Utilization:	21%	19%	22%	23%	96 of 215
Reliability	Revenue Hours with Overcrowding:	0%	0%	0%	0%	1 of 214
	On-Time Performance:			66%	62%	17 of 208
	Bus Bunching:			1%	0%	1 of 208
	Average Speed (km/h):			18.6	18.5	185 of 208

Service Changes Since December 2010

- Spring 2011, Reduce late night freq from 30 to 60m after 22hr (all days)
- Summer 2012, Reduce freq from 15 to 20m from 9-15hr (M-F) & 9-19hr (Sat)

Future Options

Transit Only Lanes on Bridge

- Buses could still use the bridge with mitigation measures in place to prevent its use by general vehicle traffic.
- A single lane could be put in place to discourage use by general traffic.
- A traffic signal system could be installed, possibly with sensors to recognise approaching buses.
- Vertical sightlines may be an issue.



Diversion of #27 to use 1st Avenue and Boundary

- Buses would use 1st Ave between Rupert and Boundary, and Boundary from 1st Ave to E Hastings.
- There is currently no bus infrastructure along 1st Avenue and no bus routes currently use it.
- There is bus infrastructure along Boundary Road as the #28 uses it.

- Removing bus service from Rupert Street between 1st Ave and Hastings would create a geographical 'hole' in service coverage in this area. Boundary and Renfrew are approximately 1.5km apart at this point.

Diversion of #27 to use ECom and E Hastings

- Rupert continues with the same approximate width north of Adanac.
- Buses would then continue through ECom parking lot to Hastings (assumed to be a bus only link).
- An easement exists across the parking lot meaning we could in theory direct buses this way, although ECom would likely raise concerns.
- There is some grade difference between Hastings Street at this point and the ECom parking lot.
- Substantial changes to the parking lot would need to be considered which would likely reduce capacity. Is it ok for vehicles to be maneuvering in and out of spaces whilst through transit movements are occurring. We would not allow this on a regular street but maybe it's ok if it's only a bus link?
- A new signal would possibly be required to help facilitate bus movements. Left turn storage may be able to be provided based on the current median island that is in place.

Diversion of #27 to use E Pender and Windermere to access Hastings

- Similar to the above but buses would use E Pender St and Windermere to access Hastings.
- There is an existing T-intersection signal at Windermere/ Hastings although consideration may need to be given to measures to reduce delays for westbound-left turning buses.
- E Pender appears to be approximately 11m wide which should permit buses to stop. Shelters may also be possible, especially on the north side as it fronts onto a parking lot for the PNE.
- Intersections at Rupert/ E Pender and Windermere/ E Pender to ensure bus movements can be undertaken in a safe manner.

My preference given the above information would be to either maintain the current route and provide a bus only link across the bridge, or if diversion is required, to use E Pender and Windermere. This is the least disruptive option.

See illustrated plan below for the routes.

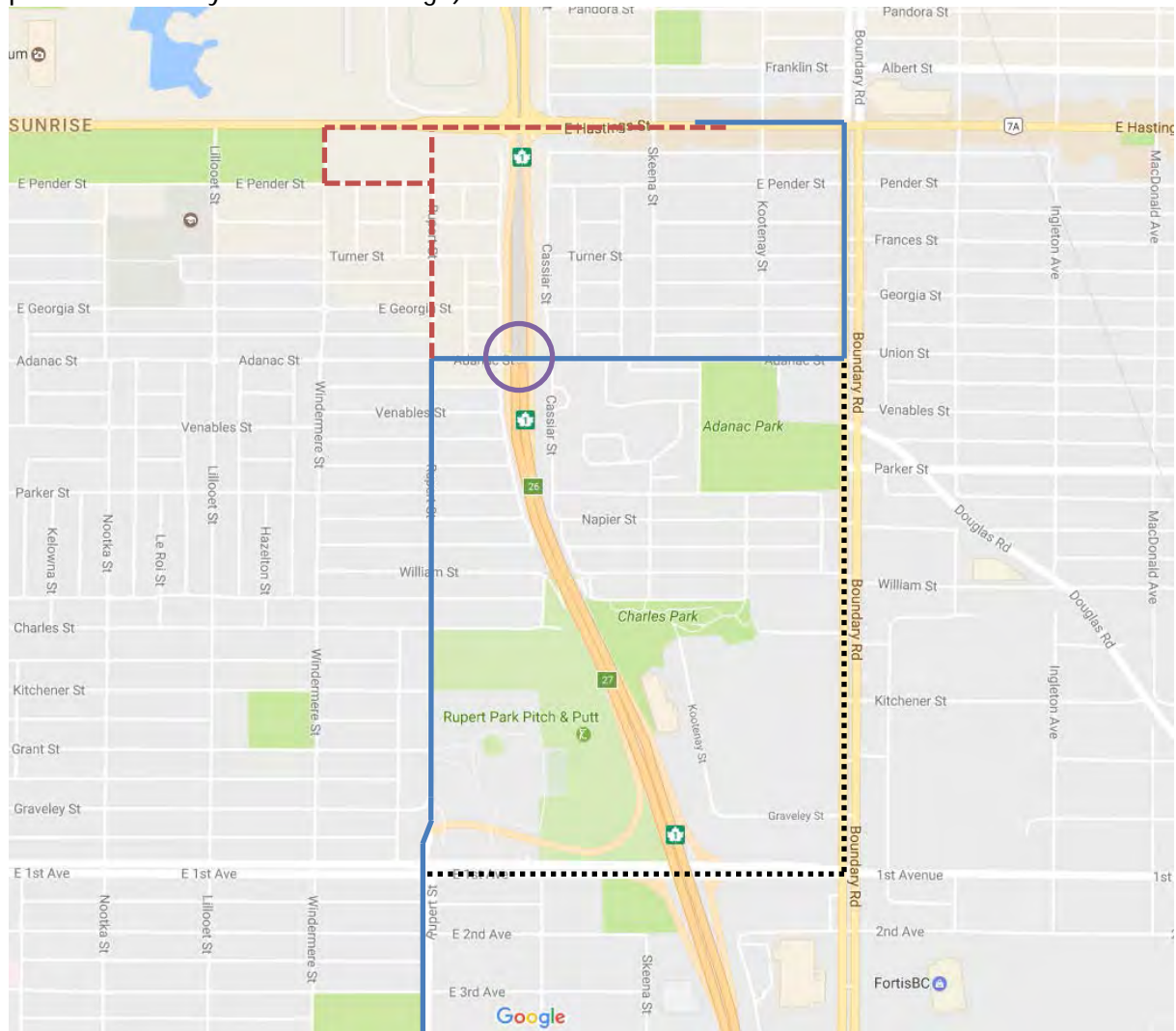
Tim Barton

tel: 604.296.2866

email: tim.barton@vancouver.ca

TB/
<none>

Possible Routes for #27 (solid/ blue is current route; Dashed routes are options; circle is possible bus only link across bridge)



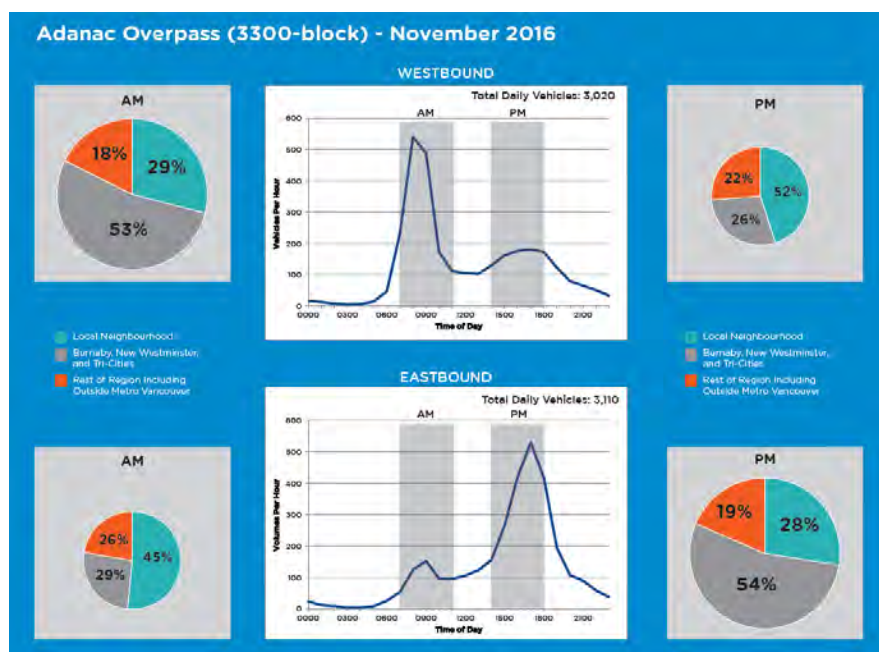
Hastings-Sunrise Transportation Neighbourhood Coffee Chat - May 30, 2017

Heard from neighbourhood residents about:

- Speeding or speeds higher than acceptable (e.g. travel at 50 kph posted speed when a lower speed would be more livable in the neighbourhood)
- A desire for better traffic calming and safer pedestrian crossings
- Heavy volumes of short-cutting traffic along most east-west streets
- Lack of civility from short-cutting motorists
 - o Aggressive behaviour, altercations
 - o Reports of disregard for traffic calming devices and diversions (corroborated by data collection)
- PM traffic on Turner and Venables because of left turn restrictions along Renfrew
- Existing traffic calming not achieving expected results of slowing down traffic working (e.g. large traffic circles and diverter at Windermere)
- Vehicles avoiding Hastings because it is too busy
- Lillooet is an important walking route that links the two area schools with the community centre (where after school programs are run)
- Speed humps on Pender have been worn down (flat)
- Concerns along Skeena which is the route used to walk to Sir John Franklin
- Sightline/parking issues at Venables and Windermere because of the jog

Beyond “do nothing” there are 3 options to consider internally:

1. Overpass open + traffic calming/ speed reduction measures
2. Overpass restricted to sustainable modes (transit + cycling only)
3. Overpass open + formalize a neighbourhood collector with supportive traffic calming devices



This graphic shows over 80% of traffic in the peak direction on the Adanac Overpass originates from outside the neighbourhood

Given there will be closures on 1st Avenue in 2018 for Fortis, we expect additional vehicle volumes on the overpass, which will exacerbate the situation in the neighbourhood and which we want to proactively prevent.

We compared the overpass restriction to keeping it open with significant traffic calming. While it may increase vehicle volumes on Hastings and other arterials, it best addresses the community's concerns. Therefore, we will pilot restrictions on the overpass, which will be deployed by late fall 2017 in advance of the Fortis work. Temporary measures that can be formalized later will be considered. As well, we will monitor the impacts by commissioning additional traffic counts to build "before" dataset and collecting speed data. If possible, we will collect baseline "perception of safety" information through a survey.

	Current Conditions	1. Overpass remains open	Costs (High/Medium/Low)	2. Overpass restricted to sustainable modes	Costs (High/Medium/Low)
Neighbourhood livability	Livability impacted during rush hours/ before and after school due to high levels of traffic in the neighbourhood, noise, speed, and safety concerns especially for vulnerable pedestrians	Need to plan significant traffic calming along east-west streets, in particular: - along East Pender (better speed humps), Turner, Venables (including a new/ modified traffic circle) and better diverter at Adanac/ Windermere - along Lillooet St. near school and community centre (connects two schools with community centre) - along Skeena/ route to Sir John Franklin	H	Some additional traffic calming to deter shortcutting from other parts of the neighbourhood (e.g. Hastings to Boundary)	M/L
Cycling	Adanac bike route functions well as traffic is restricted between Renfrew and Windermere but east of Windermere non-compliance with diversers leads to increased traffic (i.e. non AAA conditions)	Need to plan for Protected Bike Lanes to move toward AAA facility	M	Reduced vehicle traffic on Adanac moves route toward AAA without much cost	L
Transit	Transit service for #27 is routed along Rupert and Adanac Overpass, there is a transit-only section in south at Hwy 1 off-ramp to 1st Avenue	Ensure transit integrates with PBLs	L	Use Charleson St. as a model and consider a technology solution to allow transit vehicles on overpass (e.g. gate systems with bus detection).	M/L
Neighbourhood parking	No known issues other than when PNE events are held. Some sightline issues related to parking offset intersections.	Removal of parking along Adanac required to implement PBLs. Removal of parking to improve visibility may also be required.	L	Removal of parking to improve visibility at key locations may be required	L
Other considerations					
Upcoming Projects (PNE Master Plan)		PNE Master Plan will consider reduced on-site parking		PNE Master Plan will consider reduced on-site parking	
Emergency Vehicles	Some access restricted due to diversers in place but not likely to influence emergency vehicles (e.g. through on Adanac at Renfrew)	Ensure requirements are met for emergency vehicles		Ensure requirements are met for emergency vehicles. Implement technology to allow emergency vehicles on overpass.	
Implementation					
Description		Plan for significant traffic calming throughout fall 2017 (i.e. timed to be in place by Jan 2018/ Fortis work) to reduce speeds along E-W streets, step up enforcement and consider community-led "behavioural campaign" in collaboration with TDM/ VPD to raise awareness of commuting traffic around speed changes, mindful travel, etc. Identify "neighbourhood champions" to co-lead the effort with CoV staff	H cost + H effort (design work + consultation + design revisions)	Plan for "sustainable modes only" passage on Adanac Overpass. Similar to work along Charleson in False Creek South, though with greater traffic volumes and 2 parallel arterials.	M cost + M effort (some design work + consultation)
Expected Outcomes		Expect some shortcutting to continue and may not be possible to reduce vehicle volumes enough to address the community's concerns		May restrict local access including between the communities to the west and east of the overpass.	

	Current Conditions	1.Overpass remains open		2.Overpass restricted to sustainable modes	
			Costs (High/ Medium/ Low)		Costs (High/ Medium/ Low)
Neighbourhood livability	Livability impacted during rush hours/ before and after school due to high levels of traffic in the neighbourhood, noise, speed, and safety concerns especially for vulnerable pedestrians	Need to plan significant traffic calming along east-west streets, in particular: - along East Pender (better speed humps), Turner, Venables (including a new/ modified traffic circle) and better diverter at Adanac/ Windermere - along Lillooet St. near school and community centre (connects two schools with community centre) - along Skeena/ route to Sir John Franklin	H	Some additional traffic calming to deter shortcutting from other parts of the neighbourhood (e.g. Hastings to Boundary)	M/L
Cycling	Adanac bike route functions well as traffic is restricted between Renfrew and Windermere but east of Windermere non-compliance with diverters leads to increased traffic (i.e. non AAA conditions)	Need to plan for Protected Bike Lanes to move toward AAA facility	M	Reduced vehicle traffic on Adanac moves route toward AAA without much cost	L
Transit	Transit service for #27 is routed along Rupert and Adanac Overpass, there is a transit-only section in south at Hwy 1 off-ramp to 1st Avenue	Ensure transit integrates with PBLs	L	Use Charleson St. as a model and consider a technology solution to allow transit vehicles on overpass (e.g. gate systems with bus detection).	M/L
Neighbourhood parking	No known issues other than when PNE events are held. Some sightline issues related to parking offset intersections.	Removal of parking along Adanac required to implement PBLs. Removal of parking to improve visibility may also be required.	L	Removal of parking to improve visibility at key locations may be required	L
Other considerations					
Upcoming Projects (1 st Avenue closure Fortis & PNE Master Plan)	1 st Avenue closures in 2018 will exacerbate the situation and neighbourhood demand for action will be escalated	1 st Avenue closures in 2018 will exacerbate the situation and neighbourhood demand for action will be escalated		1 st Avenue closures in 2018 will exacerbate the situation and neighbourhood demand for action will be escalated	
		PNE Master Plan will consider reduced on-site parking		PNE Master Plan will consider reduced on-site parking	
Emergency Vehicles	Some access restricted due to diverters in place but not likely to influence emergency vehicles (e.g. through on Adanac at Renfrew)	Ensure requirements are met for emergency vehicles		Ensure requirements are met for emergency vehicles. Implement technology to allow emergency vehicles on overpass.	
Implementation					
Description		Plan for significant traffic calming throughout fall 2017 (i.e. timed to be in place by Jan 2018/ Fortis work) to reduce speeds along E-W streets, step up enforcement and consider community-led "behavioural campaign" in collaboration with TDM/ VPD to raise awareness of commuting traffic around speed changes, mindful travel, etc. Identify "neighbourhood champions" to co-lead the effort with CoV staff	H cost + H effort (design work + consultation + design revisions)	Plan for "sustainable modes only" passage on Adanac Overpass. Similar to work along Charleson in False Creek South, though with greater traffic volumes and 2 parallel arterials.	M cost + M effort (some design work + consultation)
Actions		Develop high level plan for discussion at Branch Heads (concept design) - key locations for interventions, phasing of work, signage, traffic circles, pavement markings, etc. Commission additional traffic counts to build "before" dataset and collect speed data. Collect baseline "perception of safety" info by online survey if possible. Deploy by late fall 2017 in advance of Fortis work. Consider temporary measures that can be formalized later.		Plan for "sustainable modes only" passage on Adanac Overpass. Similar to work along Charleson in False Creek South, though with greater traffic volumes and 2 parallel arterials. Commission additional traffic counts to build "before" dataset and collect speed data. Collect baseline "perception of safety" info by online survey if possible. Deploy by late fall 2017 in advance of Fortis work. Consider temporary measures that can be formalized later.	

Transportation Planning Branch, Initial Project Description


Hastings-Sunrise & Adanac Overpass


DRAFT FORM FOR DISCUSSION AND TESTING


Brief Project Description


Changes to address concerns including reducing non-local traffic in the neighbourhood bounded by E Hastings St, Boundary Rd, E 1st Av, and Renfrew St.

s.13(1)









Hastings-Sunrise Adanac Overpass

Background

Residents have expressed concerns about non-local vehicles travelling through the neighbourhood; in particular, non-local vehicle traffic using the Adanac Overpass over Highway 1 to avoid lengthy queues on E Hastings St. These concerns include high vehicle volumes and unsafe driving behaviour on local streets, including those adjacent to schools and the community centre. Adanac St is also a well-used local street bikeway that connects East Vancouver to the downtown core. The City has studied the area bounded by E Hastings St, Boundary Rd, E 1st Av, and Renfrew St and engaged with the community to better understand transportation issues and potential options.

There are road closures expected along E 1st Av beginning January 2018 for a Fortis construction project. As a result, additional vehicle pressures are expected to occur on the Adanac Overpass, which will exacerbate the situation in the neighbourhood and which the City would like to proactively prevent.

For the near-term, the City compared the option of restricting motor vehicle access over the Adanac Overpass to keeping it open with significant traffic calming elsewhere. While the former may increase vehicle volumes on E Hastings St and E 1st Av, it is expected to have a greater benefit in addressing the community's major concerns.

Closure Options

A number of temporary design options will be developed to restrict access over the Adanac Overpass to only transit buses, emergency vehicles, bikes and pedestrians. This pilot is expected to be deployed by late-fall 2017 in advance of the lane reductions and closures of E 1st Av for Fortis construction. This pilot will be monitored to understand the transportation impacts on the neighbourhood and adjacent arterials and determine if resident concerns have been adequately addressed.

Further modifications to the design and/or additional measures and improvements in other areas of the neighbourhood may be needed to supplement the planned closure. A long-term solution will be developed from the work completed during the pilot.

Timelines

Fortis lane reductions and road closures on E 1st Av are expected to begin on January 1 until September 30, 2018. The temporary restrictions on the Adanac Overpass are expected to be in place ahead of the closure in order to minimize construction traffic impacts.

Opportunities to coordinate with other internal capital projects or third-party external projects are to be confirmed. In the meantime our Transportation division is currently working on design options for the pilot.

Location	Concern	Notes
entire area	condition of road paint	specifically stop sign lines
entire area	vehicle access to neighbourhood	traffic diversions on Adanac make sense for cycling, but create difficulty in vehicle movements, do not make this a traffic-calmed area - need to control speed not add to frustration
entire area	insufficient E/W transit service	additional development along arteries should include easement to allow room for bus queues and pedestrians
entire area	diversion of traffic past schools City not listening	
area b/w Boundary and Nanaimo	shortcutting traffic speeding traffic drivers not stopping at stop signs	
area b/w Cassiar/Hastings/Boundary/Adanac	shortcutting traffic	need traffic calming throughout
Hastings	bus pass-ups	weekday mornings
Hastings corridor	aggressive driving	
Hastings b/w Boundary and Nanaimo	vehicles driving in bus/bike lane	during rush hours in curbside lane, especially taxis, dangerous for cyclists, slows down transit - signage should be improved as many drivers may think they are HOV
Hastings b/w Renfrew and Victoria	traffic congestion	could AM/PM no parking lanes be bus/carpool only during those times?
Hastings b/w Renfrew and Victoria	lack of left turn signal at traffic light parking lanes create congestion	traffic flowed better when parking lanes were removed during 2010 Olympics
Hastings/Skeena	traffic congestion aggressive driving	traffic becomes stopped in intersection and drivers dodge each other and veer into crosswalk
Hastings/Skeena	traffic congestion crossing safety	backed up traffic on Hastings and on Skeena between Hastings and Pender, make alley behind condo one-way westbound, remove parking on Skeena, prohibit right turns onto Skeena from Hastings during rush hours, roundabout at Skeena/Pender
Hastings/Skeena	vehicle volumes	
Cassiar Connector/Bridgeway	unsafe crossing limited visibility speeding traffic	needs a pedestrian overpass
Hastings/Cassiar	vehicles driving wrong-way on one-way	needs one-way signage (unclear on this situation)
Hastings b/w Cassiar and Renfrew	speeding vehicles	close to curb, dangerous for families accessing Hastings Park and Empire Fields
Hastings/Windermere	speeding traffic drivers running red light traffic close to sidewalk	suggests a pedestrian overpass - no buffer lane of parked vehicles on Hastings
Hastings/Renfrew	lack of left turn signal at traffic light	
Hastings/Renfrew	lack of left turn signal at traffic light	leads to congestion and shortcutting
Hastings/Franklin	vehicles driving in bus lane traffic congestion aggressive driving	collisions occurring, enforcement needed - walking route to Hastings Elem
Hastings/Kamloops/Franklin	vehicles driving in bus lane traffic congestion aggressive driving	collisions occurring, enforcement needed - walking route to Hastings Elem
Hastings/Nanaimo	traffic congestion lack of left turn signal/lane at traffic light	congested at all times of day in both directions; Nanaimo can handle extra volume
Hastings/Nanaimo	lack of left turn signal at traffic light	leads to congestion and shortcutting

Hastings/Nanaimo	lack of left turn signal/lane at traffic light	traffic backs up and drivers speed/run reds/accidents
Pender, Turner and Georgia b/w Boundary and Cassiar	shortcutting traffic speeding traffic drivers not stopping at stop signs	
Pender b/w Boundary and Skeena	shortcutting traffic speeding traffic aggressive driving	most traffic turns on Skeena
Pender/Skeena	traffic congestion shortcutting traffic narrow roadway	bottleneck during rush hour starting at school pick up time - road is narrow with parking on both sides
Pender/Skeena	narrow roadway	make-shift "single lane alternating" situation is unsafe - should be no parking on Skeena between Hastings and Pender with a 4-way stop and crosswalk
Pender/Skeena	shortcutting traffic narrow roadway	vehicles use Adanac/Skeena/Pender to avoid Hastings and Boundary intersection
Pender/Skeena	shortcutting traffic	dangerous for pedestrians and local car traffic
Pender/Skeena	shortcutting traffic speeding traffic narrow roadway high vehicle volumes commuter parking	lots of driveways onto Skeena between Hastings and Pender, walking route to/from elementary school, traffic calming needed
Pender/Skeena	narrow roadway traffic congestion	traffic from condo development and gas station
Pender/Rupert	speeding traffic	during PNE time - need more enforcement of parking and road rules
Pender/Lillooet (AR Lord Elementary)	speeding traffic drivers not stopping at stop signs	dangerous for many children in area - no painted crosswalk
Pender/Kaslo	drivers not stopping at stop signs	need better enforcement
Turner/Lillooet (AR Lord Elementary)	speeding traffic drivers not slowing/stopping	need stop sign and proper crosswalk/signage
Turner/Nootka	speeding traffic drivers not stopping at stop signs	unsafe for children playing, traffic on Turner because no left turns allowed after 3pm from Renfrew to Georgia or Pender - cars run stop sign and turn right
Georgia	drivers not stopping at stop signs	need better enforcement
Georgia/Boundary	non-compliance with no left turn signs	
Georgia b/w Boundary and Cassiar	shortcutting traffic speeding traffic	cars speed down wider segment of road from the east and continue speeding in this narrower section - need speed bumps, a roundabout at Skeena/Georgia and a right-turn only barrier at Georgia/Cassiar
Georgia b/w Rupert and Windermere	shortcutting traffic	often wait for 10 or so cars to go by to cross road
Georgia/Windermere	aggressive driving	during peak hours
Georgia/Windermere	PNE/Playland parking traffic	street parking sales - outsiders don't know how to use traffic circles, people jumping in front of cars to sell parking, slow bikes in middle of road leading vehicles to parking, increased traffic, difficulty turning off Hastings
Georgia/Windermere	shortcutting traffic speeding traffic drivers not slowing/stopping drivers not stopping at stop signs	

Georgia/Windermere	speeding traffic drivers not slowing/stopping oversize commercial vehicles	
Georgia/Windermere	shortcutting traffic	open to speed bumps or another option at Adanac/Cassiar but does not want diversions/one-ways, etc.
Georgia/Lillooet	drivers not stopping at stop signs	
Georgia/Lillooet	shortcutting traffic speeding traffic drivers not slowing/stopping drivers not stopping at stop signs	
Georgia/Lillooet (AR Lord Elementary)	shortcutting traffic speeding traffic drivers not stopping at stop signs	shortcutting traffic is a problem on Georgia, Adanac and Venables, but biggest issue is Georgia with church/preschool and elementary school - lack of traffic calming prevents kids from riding bikes or walking to park without adults
Georgia b/w Lillooet and Renfrew	high vehicle volumes speeding traffic drivers not stopping at stop signs drivers not slowing/stopping	
Georgia/Nootka	shortcutting traffic speeding traffic drivers not slowing/stopping drivers not stopping at stop signs	
Georgia b/w Penticton and Kamloops	shortcutting traffic speeding traffic drivers not stopping at stop signs	drivers avoiding congestion at 1st and Hastings, need traffic calming or roundabouts
Adanac b/w Boundary and Rupert	speeding traffic poor visibility shortcutting traffic aggressive driving	suggests a 4-way stop at Cassiar/Adanac, large speed bumps, flashing speed awareness lights, more clearly visible speed limit signs, police have only focused on bikes and not vehicles
Adanac b/w Boundary and Rupert	speeding vehicles crosswalk visibility	drivers bypassing nearby construction, cars and busses going over 30km/hr speed limit, speed bumps are useless, crossing at overpass is scary
Adanac b/w Boundary and Rupert	shortcutting vehicles aggressive driving	commuters have little regard for locals, blatantly disregarding rules
Adanac b/w Boundary and Rupert	speeding traffic	
Adanac b/w Boundary and Rupert	shortcutting traffic speeding traffic	
Adanac b/w Boundary and Rupert	speeding traffic	
Adanac b/w Boundary and Windermere	condition of road paint aggressive driving aggressive cycling vehicles driving through diverter	30km/hr sign not really visible when turning from NB Rupert to EB Adanac
Adanac b/w Boundary and Windermere	shortcutting traffic speeding traffic drivers not stopping at stop signs	
Adanac b/w Boundary and Windermere	speeding traffic drivers not stopping at stop signs	

Adanac/Skeena	drivers and cyclists not stopping at stop signs	has seen drivers pass each other on Adanac
Adanac/Skeena	speeding traffic shortcutting traffic drivers not stopping at stop signs distracted driving drivers not giving cyclists enough room	has seen people use oncoming lane to pass at high speeds, texting while driving, has contacted police asking for monitoring but VPD said they aren't able to
Adanac/Skeena	drivers not stopping at stop signs	rarely enforced and if it is VPD ticket cyclists which push some to sidewalk which is dangerous
Adanac/Skeena	drivers and cyclists not stopping at stop signs	3-way stop is misused - should be a roundabout
Adanac/Skeena	drivers and cyclists not stopping at stop signs	dangerous to cross, also poor lighting
Adanac/Skeena	drivers not stopping at stop signs	busses also not stopping, lots of peds crossing to catch bus, needs ped-activated light/flashing lights
Adanac/Skeena	shortcutting traffic speeding traffic	
Adanac/Skeena	drivers and cyclists not stopping at stop signs	worst during rush hours, dangerous as there are many children walking between Adanac Co-op and Franklin Elem
Adanac b/w Cassiar and Rupert	limited visibility aggressive driving traffic congestion	combination of bus stop at bottom, parked cars on hill, cyclists in lane, pedestrians crossing at top of hill, blind areas, lots of vehicles driving recklessly
Adanac b/w Cassiar and Rupert	location of sidewalk bulges	narrow the road too much near hill where visibility is challenging
Adanac b/w Cassiar and Rupert	narrow roadway limited visibility	
Adanac/Cassiar	shortcutting traffic speeding traffic aggressive driving	needs 4-way stop and enforcement
Adanac/Cassiar	speeding traffic shortcutting traffic drivers not slowing/stopping crossing safety	
Adanac/Cassiar	shortcutting traffic speeding traffic crossing safety	difficult for pedestrians, cyclists and local drivers to turn off or go through the intersection - hill also hinders visibility
Adanac/Cassiar	speeding vehicles lack of crosswalk	well-used crossing esp with kids on way to school, has seen vehicles pass each other on this stretch
Adanac overpass	poor visibility	crosswalk on west side of overpass is dangerous - drivers can't see until crested hill, needs a raised crosswalk, signage and enforcement
Adanac overpass	shortcutting traffic	can't tell it is not an arterial or is a bike route
Adanac b/w Rupert and Windermere	lack of parking	on-street parking has increased drastically over the past year - is it due to increase in tenants?
Adanac/Rupert	speeding traffic	need speed bumps, have been told this issue is not a priority for VPD enforcement
Adanac/Rupert	shortcutting traffic aggressive driving speeding traffic	have witnessed numerous driver/cycles incidents
Adanac/Rupert	crossing safety	need 4-way stop or clearly marked crosswalk
Adanac/Rupert	speeding busses	busses set precedent for other vehicles - have reported to Translink and no change

Adanac/Rupert	speeding busses	
Adanac/Rupert	limited visibility shortcutting traffic drivers not slowing/stopping	slope and visibility is a big issue for cyclists, difficult for cyclists to turn left from Adanac onto Cassiar to head to N Van - inconsistent driver behaviour and short distance to get from right to left side of lane, maybe need a ped-controlled crosswalk?
Adanac/Rupert	shortcutting traffic speeding traffic	most dangerous intersection in the city for cyclists
Adanac b/w Windermere and Renfrew	ineffective speed bumps	speed bumps are too flat and don't slow cars
Adanac/Windermere	vehicles driving through diverter	bollards often broken and snapped off, most prevalent in peak hours
Adanac/Windermere	vehicles driving through diverter	to access overpass, has see City vehicles as well as private
Adanac/Windermere	bicycle speeds crossing safety narrow roadway	speed bumps slow cars but not bikes - remove speed bumps and make block one way WB, move crosswalk to west side of bridge to be more visible
Adanac/Windermere	shortcutting traffic vehicles driving through diverter	steady stream of vehicles regularly driving through, this barrier is a joke and completely ineffective, once witnessed a truck driver cutting one of the plastic bollards with a saw so he could drive over it
Adanac/Windermere	vehicles driving through diverter	
Adanac/Windermere	vehicles driving through diverter	
Adanac/Nootka	vehicles parked close to corner	hard to see cyclists coming downhill as cars parked too close to intersection
Adanac/Renfrew	drivers running red light	run cyclist- activated red light, dangerous for peds and cyclists
Adanac/Renfrew	vehicles driving through diverter	drivers u-turn back to continue along Adanac or turn left onto Georgia
Adanac/Renfrew	vehicles driving through diverter	
Adanac/Slocan	drivers not slowing/stopping	almost got hit on bike
Venables/Nootka	speeding vehicles shortcutting vehicles	since Adanac/Renfrew diverter
Venables/Nootka	shortcutting traffic speeding traffic drivers not slowing/stopping drivers not stopping at stop signs	
Venables b/w Renfrew and Lillooet	speeding traffic aggressive driving shortcutting traffic drivers not slowing/stopping	all times of day in both directions, unsafe for older children, difficult to drive and exit neighbourhood
Venables b/w Renfrew and Rupert	speeding traffic drivers not slowing/stopping	during rushhours - roundabouts are largely ineffective, speedbumps would help
Renfrew/Venables	shortcutting traffic intersection alignment	Venables jogs at Renfrew and vehicles (often shortcutting from Notre Dame to Burnaby) taking a right and then quick left is dangerous
Venables/Nootka	shortcutting traffic drivers not slowing/stopping crossing safety	dangerous for children playing, drivers do not properly use roundabout, have created handwritten sign encouraging drivers to yield
Venables b/w Renfrew and Windermere	shortcutting traffic speeding traffic	
Venables/Penticton	shortcutting traffic speeding traffic drivers not stopping at stop signs	
Parker/Nootka	vehicles parked close to corner	visibility is obstructed - especially hard to see traffic from west

Parker/Nootka	shortcutting traffic speeding traffic	
Parker/Nootka	lack of parking	new homes in area and many homes with multiple suites and vehicles, reduced parking requirements in new devs is a mistake - should also have more electric vehicle chargers on street
Napier/Cassiar	parking too close to intersection	visibility is obstructed for turning vehicles
Charles b/w Renfrew and Rupert	speeding traffic lack of traffic calming	would like to see traffic circles like west of Renfrew
Graveley/Boundary	incorrect/redundant no stopping signage	
1st/Windermere	traffic congestion	difficult to turn eastbound onto 1st, safe crossings difficult for peds and cyclists
1st/Windermere	narrow roadway traffic congestion	suggests no parking on Windermere for 1-block north of 1st as narrowness causes backlog on 1st or left turn ban from Windermere onto 1st; worse during summer/Playland;
1st/Rupert	crossing safety	drivers not yielding to people at crosswalk
1st/Renfrew	lack of left turn signal at traffic light	
Boundary, Rupert	bike route quality	Boundary or Rupert would work to connect from Adanac to Central Valley Greenway
Lakewood b/w 1st and Adanac	bike route quality	bike route (Adanac) too hilly - cyclists choose other routes which aren't safe/good enough
Lillooet, Nootka	shortcutting traffic speeding traffic drivers not slowing/stopping drivers not stopping at stop signs	
Skeena b/w Hastings and Adanac	shortcutting traffic speeding traffic drivers not stopping at stop signs	
Skeena b/w Turner and Franklin	shortcutting traffic construction-related traffic speeding traffic	especially acute during morning rush hour/walk to school time, erratic commuter behaviour when accident/congestion on bridge
Boundary/Parker	conflict in shared left turn waiting area	
Boundary/William	conflict in shared left turn waiting area	
Boundary b/w Hastings and 1st	speeding traffic lack of crosswalks	
Boundary b/w Adanac and Central Valley Greenway	bike route quality	suggests bike lane along Boundary between Adanac and CVG - Boundary currently isn't safe to cycle on and there are no alternative bike routes
N of Hastings - Skeena b/w Hastings and Cambridge	drivers not stopping at stop signs shortcutting traffic	safety issue near Sir John Franklin Elementary
N of Hastings - adjacent to Franklin Elem	disregard of no stopping/parking signs lack of parking	vehicles parked in no stopping area creates conflicts, parking in area does not meet demand
N of Hastings E/W streets (Eton, Cambridge, Oxford)	shortcutting traffic	during backups on Ironworkers Bridge - traffic going through to get back onto McGill to access bridge
N of Hastings - McGill b/w Renfrew and Nanaimo	speeding traffic	large semi-trucks to port
N of Hastings - Eton and McGill to Renfrew	shortcutting traffic speeding traffic	during backups on McGill leading to bridge

N of Hastings - Dundas b/w Nanaimo and Renfrew	shortcutting traffic speeding traffic crossing safety	no stops in 5-block stretch make it an alternative to busy McGill/Hastings
N of Hastings - Penticton/Pandora (Hastings Elementary)	traffic congestion disregard of no-stopping/parking signs crossing safety	cars stop in no-stopping area near corner creating poor sightlines for children crossing
N of Hastings - Penticton/Franklin (Hastings Elementary)	traffic congestion disregard of no-stopping/parking signs crossing safety	
N of Hastings - Penticton/Triumph	speeding traffic crossing safety	no westbound stop sign - downhill and wide road
N of Hastings - Dundas b/w Nanaimo and Renfrew	speeding traffic	
N of Hastings E/W streets (Eton, Cambridge, Oxford)	speeding traffic shortcutting traffic	when McGill is crowded
N of Hastings - Pandora/Renfrew	lack of crosswalk	
N of Hastings - Triumph/Penticton	speeding traffic drivers not slowing/stopping	
N of Hastings - Cambridge/Renfrew	speeding traffic crossing safety	need more/better crosswalks across Renfrew to Hastings Park
N of Hastings - McGill/Penticton	lack of bus service	only option is #4 and it doesn't come very often, many N. Van buses drive by but don't pick up
N of Hastings - Dundas/ Skeena	drivers not stopping at stop sign condition of road paint	need police enforcement
N of Hastings - Eton b/w Nanaimo and Renfrew	shortcutting traffic speeding traffic	bypassing congestion on McGill especially when there is an accident on the bridge, worst during PM rush
Commercial/Adanac	vehicles driving through diverter	dangerous for downhill cyclists
Powell/Dundas	speeding traffic aggressive driving	
Triumph b/w Lakewood and Semlin	vehicles driving wrong-way on one-way	all times of day but especially rush hour
Triumph b/w Victoria and Nanaimo	speeding traffic shortcutting traffic	bypassing congestion on McGill/Powell, espically at rush hour
Triumph b/w Victoria and Templeton	difficulty finding street parking	new businesses have increased demand for parking
Nanaimo/Franklin	crossing safety	ped controlled light would help
Adanac b/w Nanaimo and Renfrew	aggressive driving	need more traffic calming
entire corridor	poor bus service	95 stops in few places, other routes are busy and take too long
E of Victoria, b/w 10th and Adanac	no E/W bike routes b/w 10th and Adanac	would like a bike route close to 1st - Charles?
Nanaimo	lack of crosswalks	not enough crosswalks with camera surveillance esp near schools
Victoria b/w Venables and 1st	speeding traffic drivers not slowing/stopping	driving fast through crosswalks, past playgrounds, to side streets

emails

s.22(1)



WELCOME!

HASTINGS-SUNRISE NEIGHBOURHOOD TRANSPORTATION LISTEN AND LEARN

The City recently engaged with residents on walking and cycling improvements to the Union-Adanac Corridor between Gore Avenue and Kamloops Street.

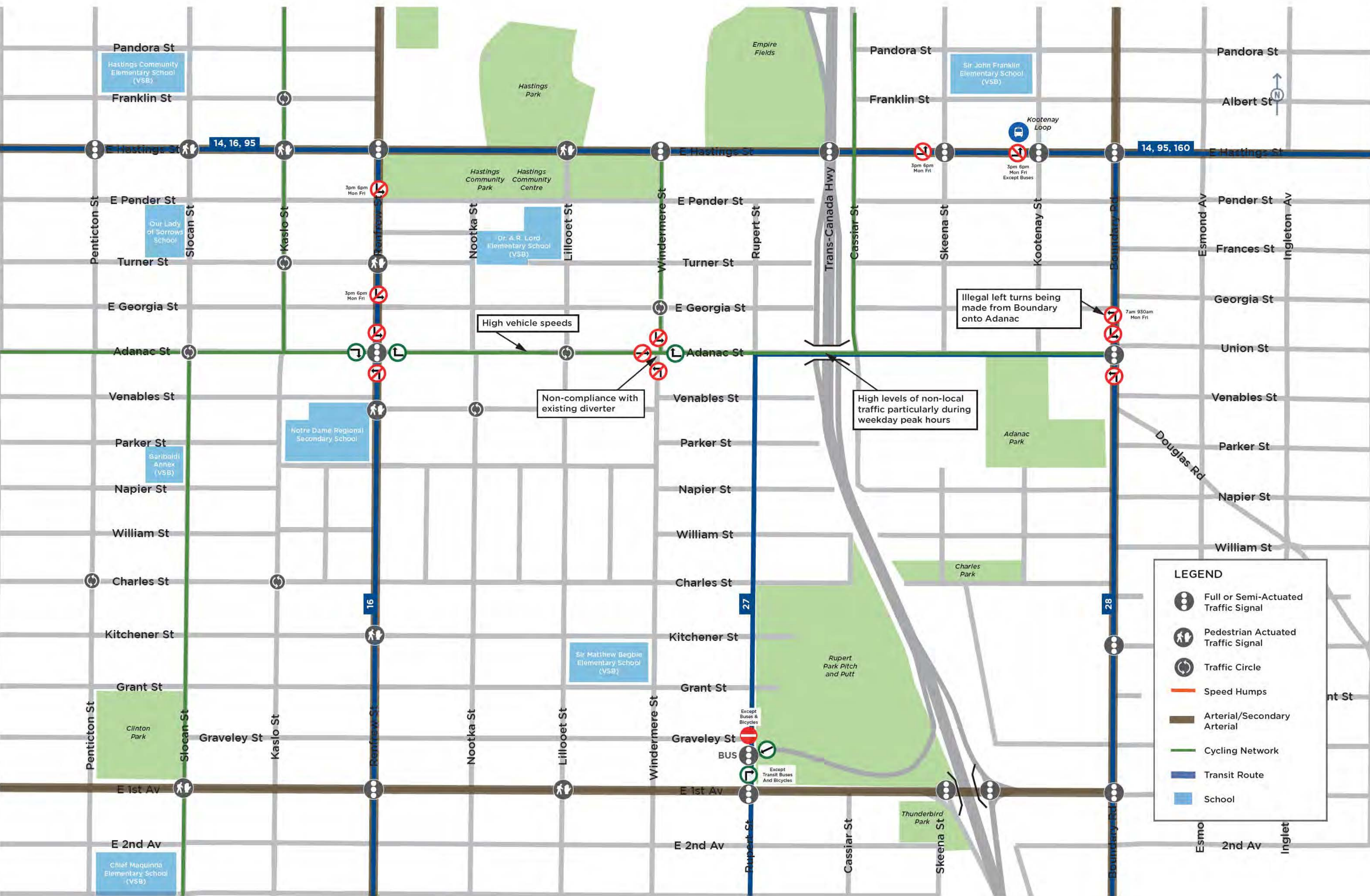
Before launching an engagement process on the eastern section of Corridor, we want to better understand transportation issues in the **area between Hastings Street, Boundary Street, East 1st Avenue, and Renfrew Street**. What we hear will inform future improvements.

**We want
to hear
from you!**

Join City staff at a conversation table to share your neighbourhood transportation concerns and priorities. Background information is available on display boards around the room.

Your input will help us identify and understand the issues as we work toward future solutions.

HASTINGS-SUNRISE OVERVIEW



Hastings-Sunrise has a network of arterials that connect Vancouver, the North Shore, and Burnaby, and carry local and regional traffic and goods movement.

Local streets are intended to carry lower volumes of local traffic and measures including traffic circles, diverters, and speed humps are used to reduce traffic speeds and volumes to increase neighbourhood safety and livability.

We have heard concerns from residents about vehicle volumes and speeds on local streets, including those adjacent to schools, and about non-local traffic traveling through the neighbourhood to access the Adanac Overpass over Highway 1. In addition to vehicles, the Adanac Overpass also carries significant bicycle traffic and the #27 bus route.

TRANSPORTATION 101

MAKING DECISIONS

The City of Vancouver’s process for assessing local transportation concerns considers different data and solutions to improve your neighbourhood and Vancouver as a whole.

CONSIDERATIONS



Community

What does the community desire?
What do local plans call for?



Connections

What key destinations are in or near the neighbourhood?



Technical

What is traffic and parking like in the area?



Wider Network

How is this neighbourhood connected to the road network?

SOLUTIONS



On-Budget

Decisions are made with city-wide priorities and budgets in mind.



Wide-Ranging

Every challenge has a range of possible solutions.



Appropriate

Any solution must make walking and cycling safer and more accessible.



Timely

Linking projects in the same area together can reduce cost and disruption.

LOCAL KNOWLEDGE



Residents often know neighbourhood issues best. Your ideas help the City successfully interpret the data and consider solutions.

INFRASTRUCTURE OPTIONS



Signs



Painted Crosswalks



Bike Share Station



Speed Humps*



Raised Crosswalks



Bulbs-outs



Traffic Circle



Traffic Signals



Enforcement



Pedestrian Countdown Timers



Flashing Beacons



Curb Ramps



Sidewalks



Diverter*



Pedestrian Traffic Signals



COST
TIME

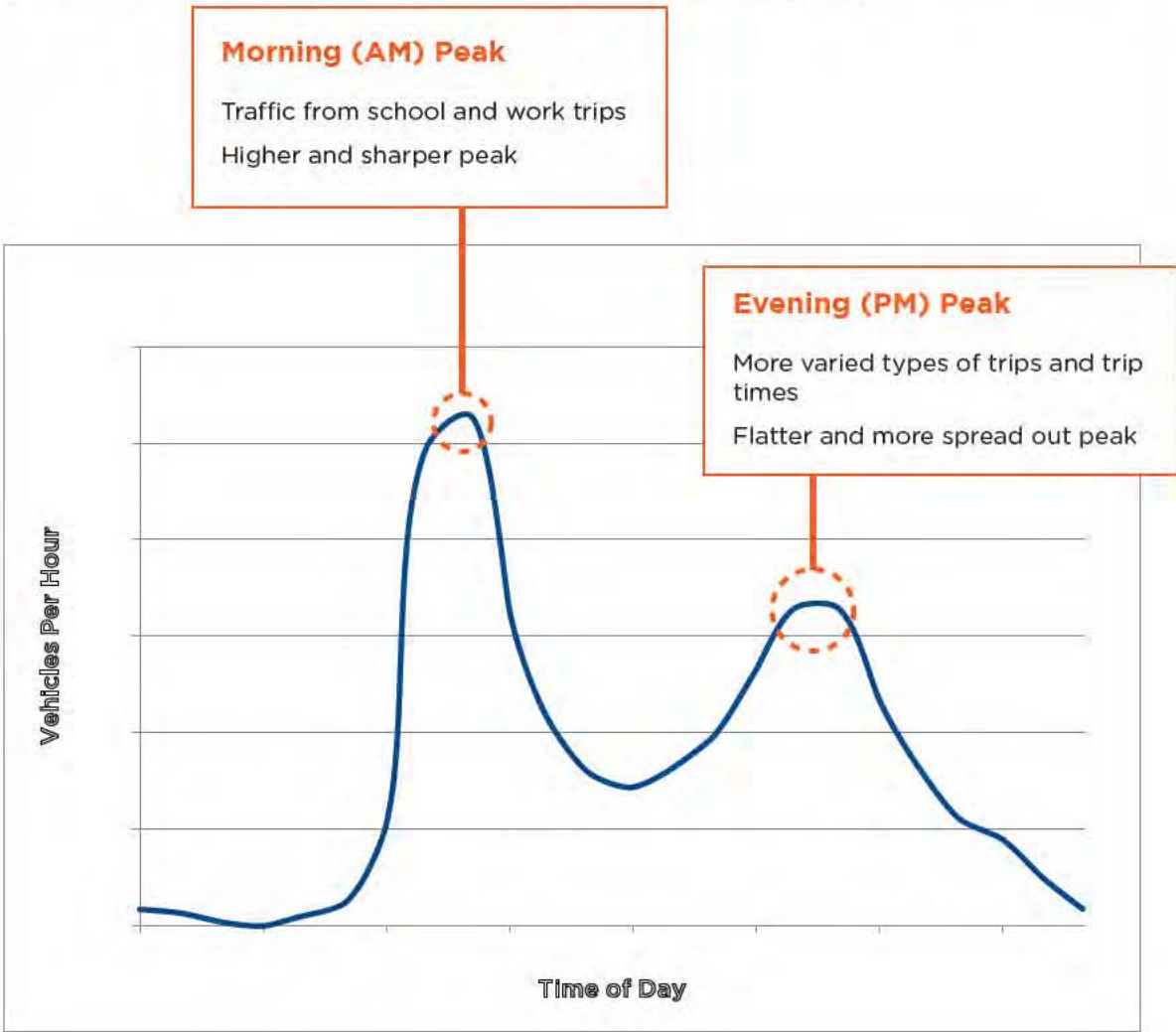


* Requires additional support from neighbourhood

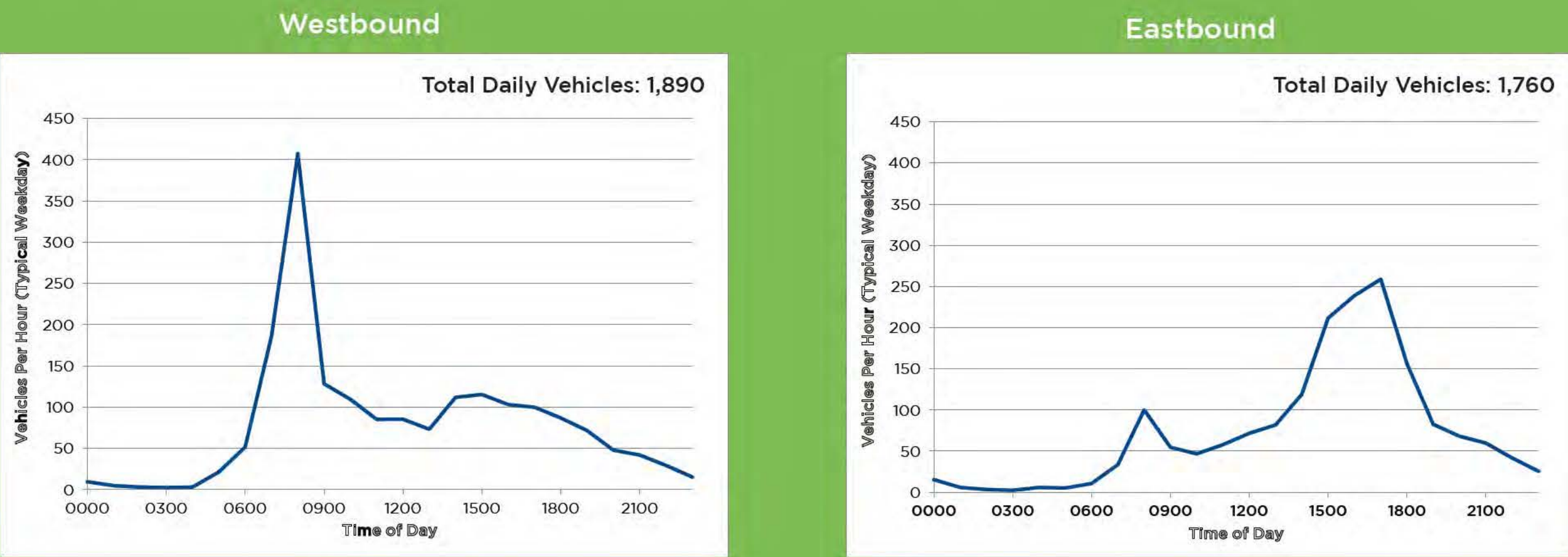
VEHICLE VOLUME DATA

How to read vehicle volume graphs:

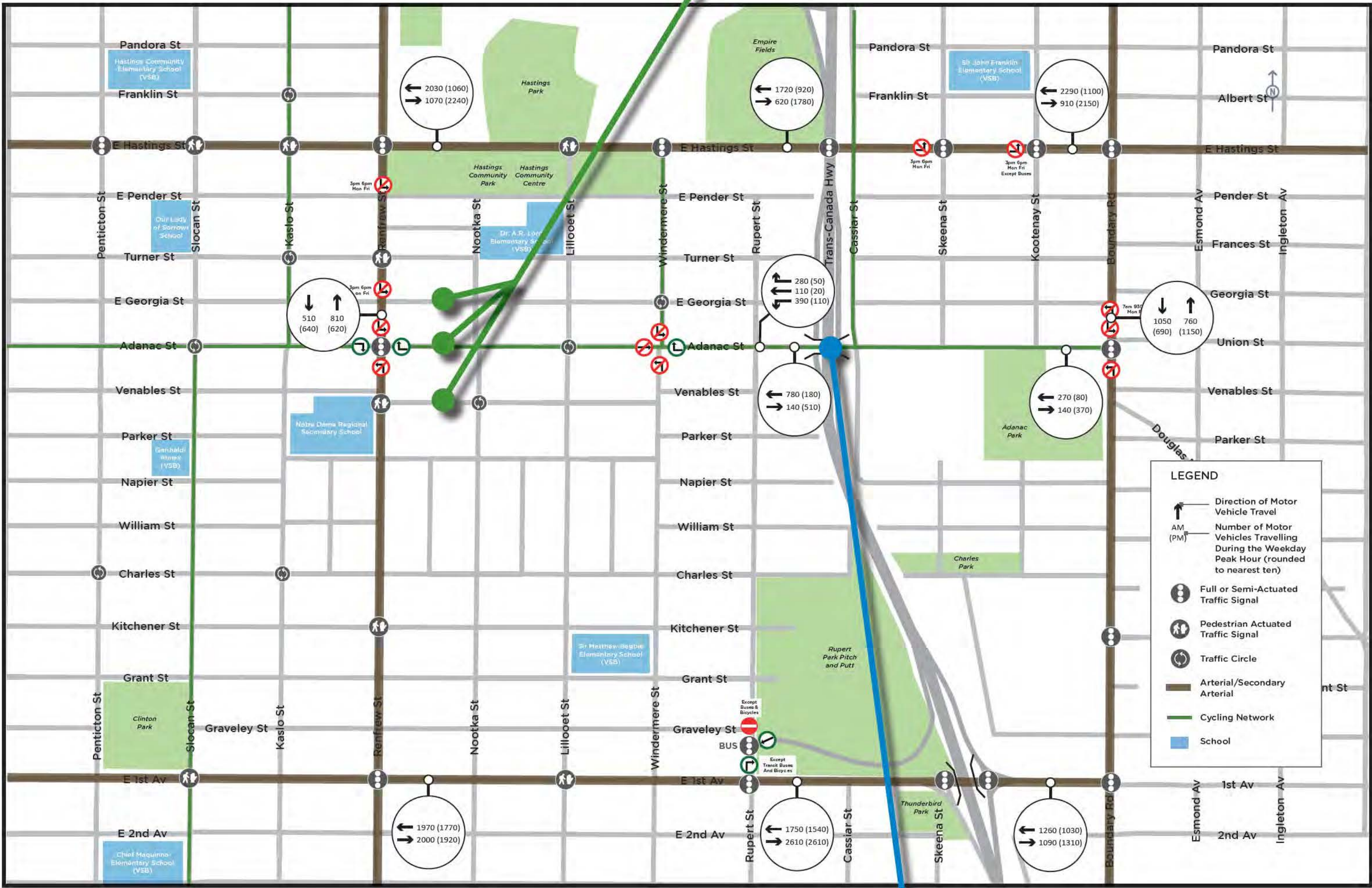
The number of vehicles travelling in the peak direction in a typical weekday follows a trend characterized by two peaks: one in the morning and one in the evening.



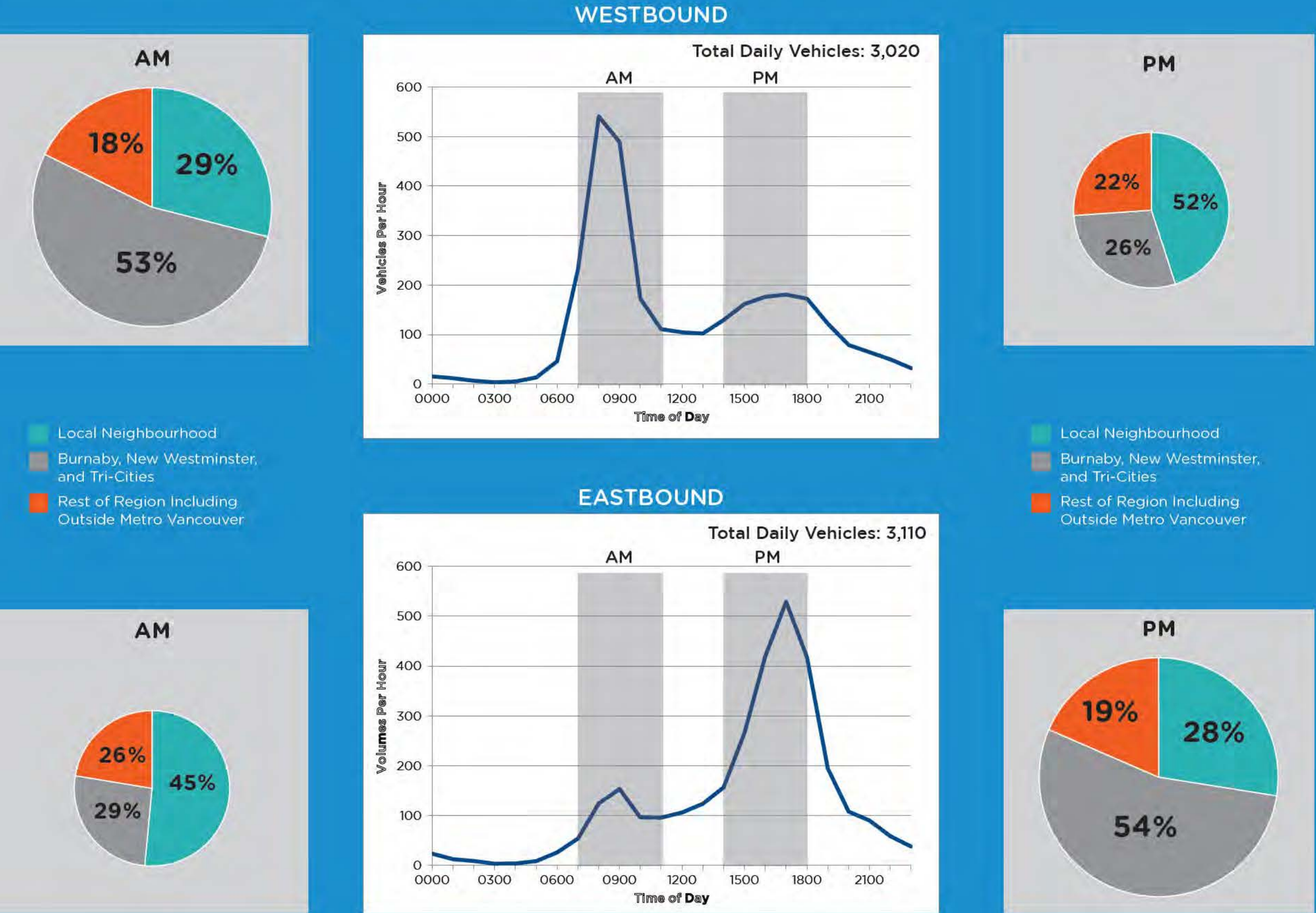
Total Volume E Georgia St, Adanac St, and Venables St (2900-block) - November 2016



Neighbourhood Traffic - Turning Volumes



Adanac Overpass (3300-block) - November 2016

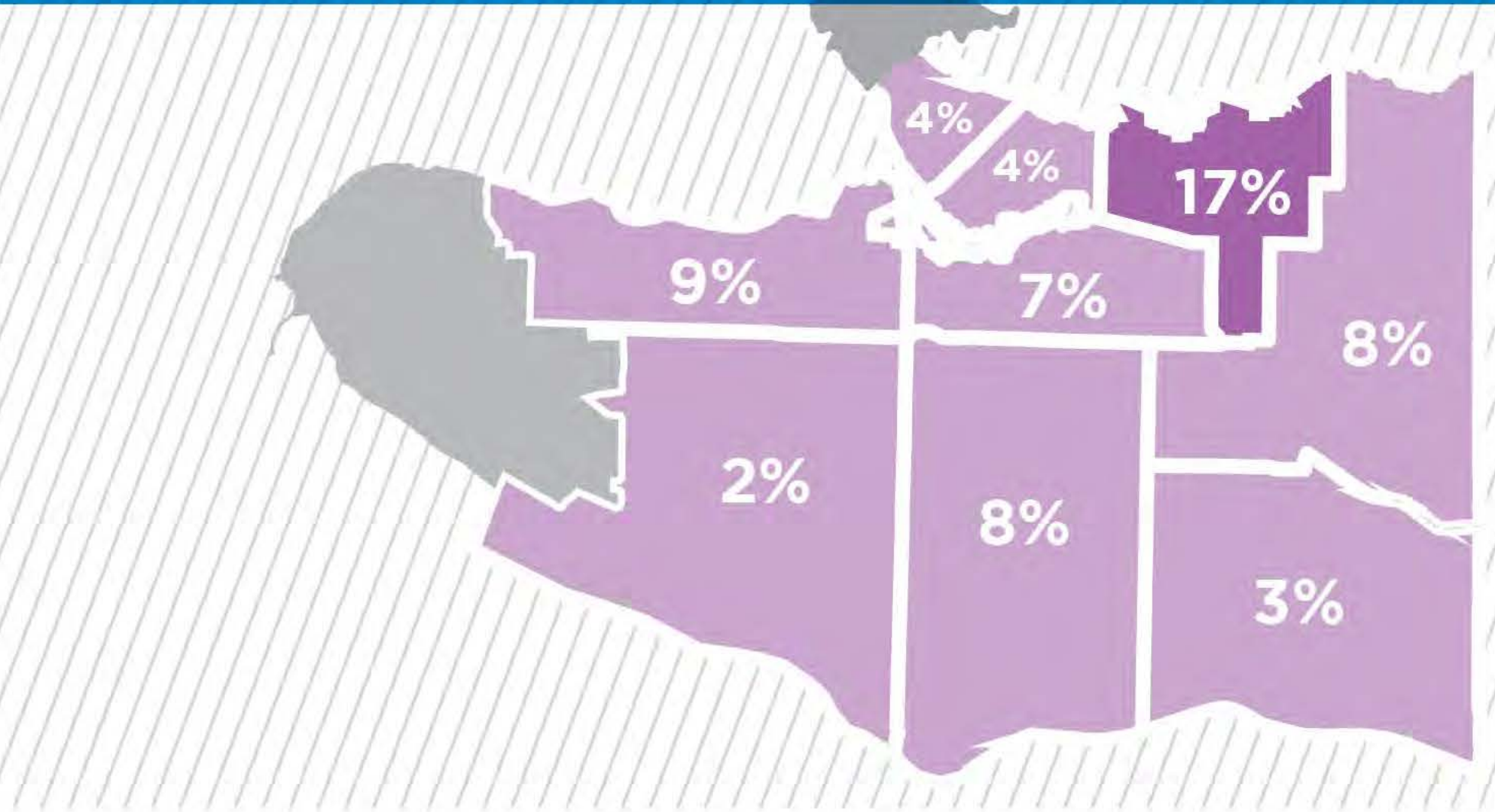


UNION-ADANAC CORRIDOR

The Union-Adanac Corridor connects Downtown, Chinatown, Strathcona, Grandview-Woodland, and Hastings-Sunrise. It is also acts as a regional connection, providing links to municipalities to the East and North. Much of the corridor is residential, with a number of businesses located in Strathcona and in the industrial area around Clark Drive.

CYCLING MODE SHARE BY HOME AREA

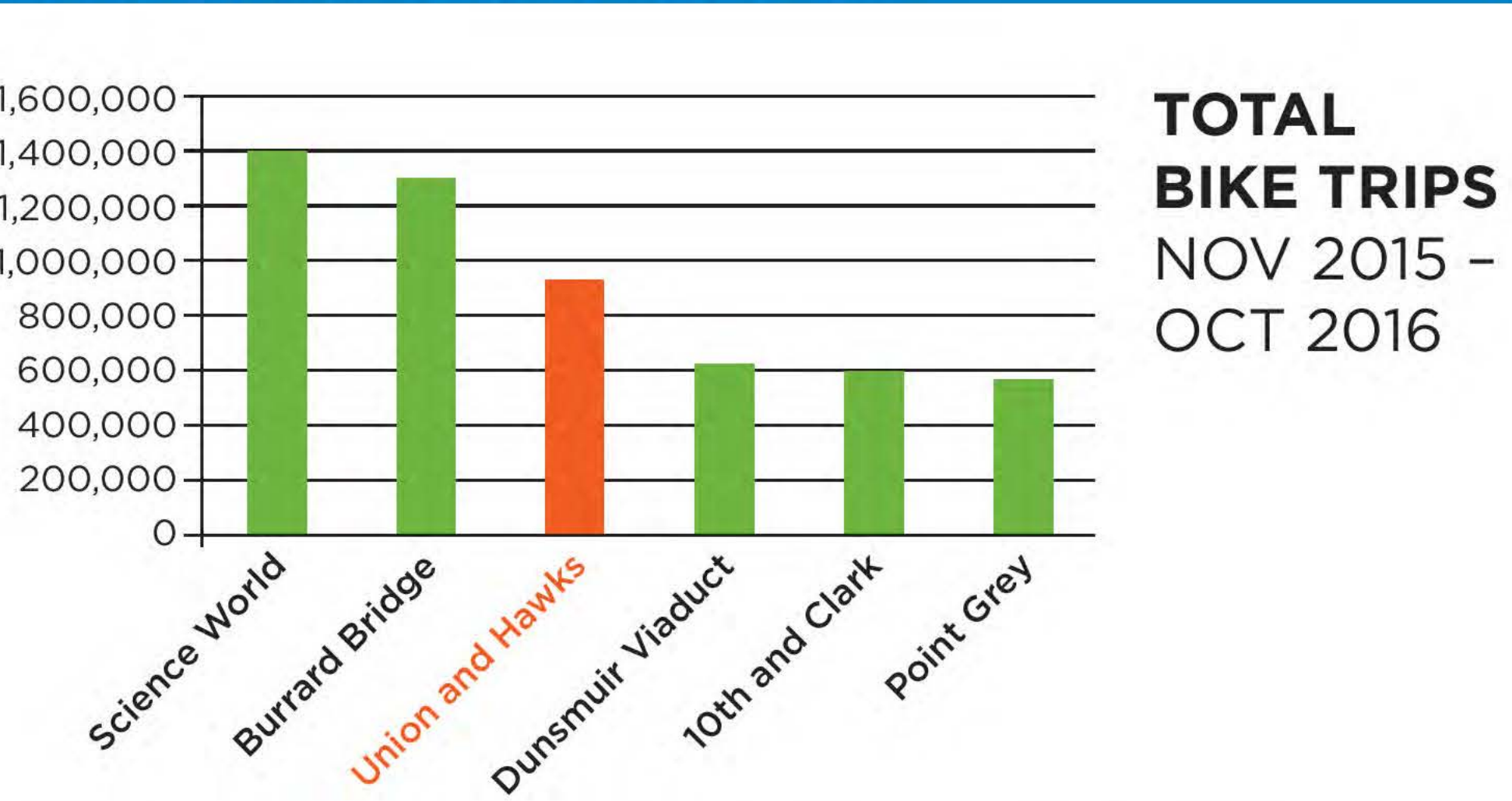
Source: 2015 Transportation Panel Survey



People living in the **Vancouver Port area** — made up of the Downtown Eastside, Strathcona, and Grandview-Woodland neighbourhoods — make more trips by bike than residents of other neighbourhoods.

CYCLING VOLUMES

Source: City of Vancouver bike counter data

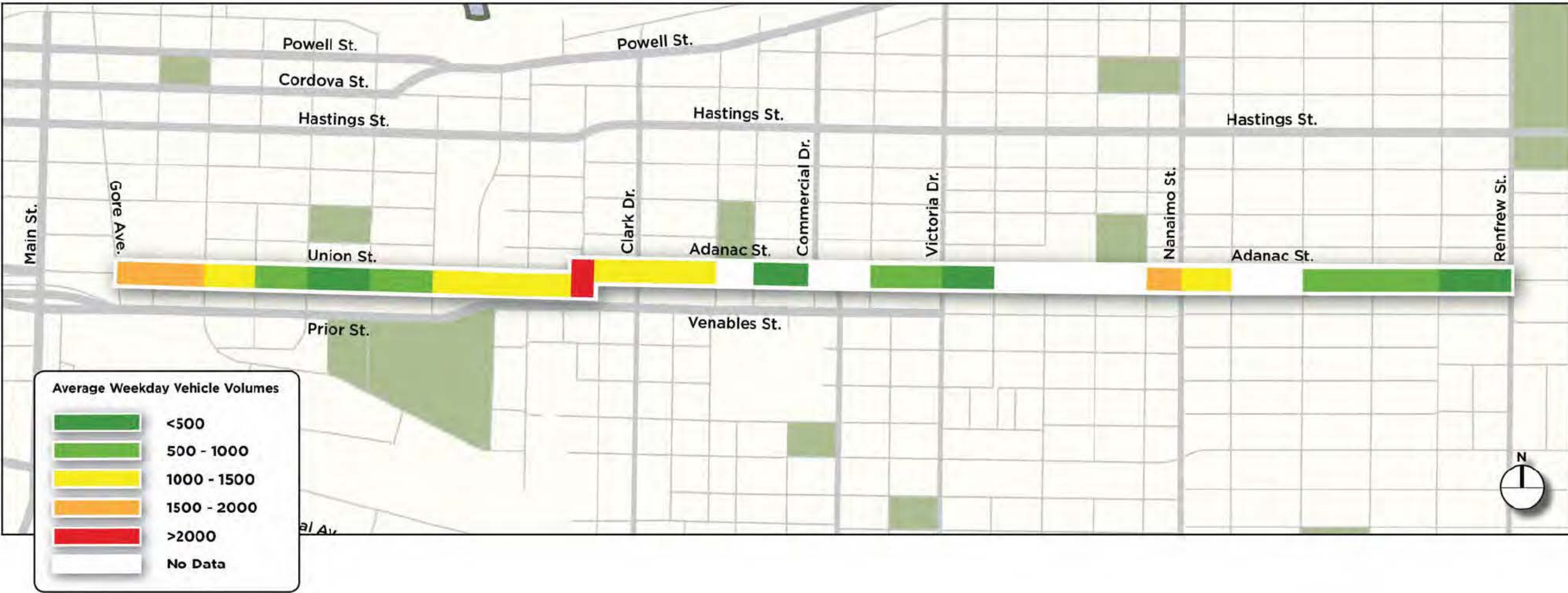


Union-Adanac is one of the busiest cycling routes in the city. In the summer months, approximately 1000 people cycle per day on the route near Renfrew Street, and up to 5000 per day at Union and Hawks where the bikeway approaches downtown.

VEHICLE VOLUMES

Source: City of Vancouver vehicle counter data, Fall 2016

Vehicle volumes vary along the corridor. Parts of Union and Adanac Streets are used by people driving to bypass arterial streets. Prior and Venables Streets immediately to the south carry vehicle through-traffic between Victoria Drive and the Georgia and Dunsmuir Viaducts.



DESIGNING FOR ALL AGES AND ABILITIES

The City of Vancouver has a vision to make **cycling safe, convenient, comfortable and fun for all ages and abilities (AAA)** including families with children, seniors, and new riders.

Reducing the number of interactions between motor vehicles and people cycling can improve comfort and safety. At our AAA target volume of 500 vehicles per day or less, the likelihood

of encountering a motor vehicle is typically less than one per block in the peak hour. On routes where low motor vehicle volumes and speeds are not possible to achieve, separation of bikes from vehicles is needed.

The traffic calming measures we are proposing in key areas along the Union-Adanac Corridor will help move us toward AAA.

LESS COMFORTABLE

MAJOR STREET SHARED USE LANE

PAINTED BIKE LANE

PAINT BUFFERED BIKE LANE

MORE COMFORTABLE

LOCAL STREET BIKEWAY

PROTECTED BIKE LANE

OFF-STREET PATHWAY

UNSUITABLE FOR AAA FACILITY

SUITABLE FOR AAA FACILITY

SCHOOL ACTIVE TRAVEL PLANNING

The City has been delivering a school active travel program since 2012, which seeks to increase walking and cycling to school.

The program is delivered in partnership with Vancouver School Board, who works with the City to identify and support selected schools through the program.

The program serves to increase education and awareness about active transportation, and works to deliver Transportation 2040 policy to connect schools to high quality walking and cycling routes.

Program benefits include:

- Infrastructure improvements around schools, such as marked crosswalks, curb bulges, new or revised parking signs, speed humps, or pedestrian countdown timers
- A “Best Routes to School” map for the school community, identifying recommended walking and cycling routes in the catchment

To date, the City’s program has involved approximately 20 schools, including Hastings Elementary School in the Hastings-Sunrise neighborhood.



VancouverClass

Globals

Report Id	CustomList-717
Descriptor	VancouverClass
Created by	MetroCount Traffic Executive
Creation Time (UTC)	2016-08-23T18:09:34
Legal	Copyright (c)1997 - 2014 MetroCount
Graphic	header.bmp
Language	English
Country	United States
Time	UTC + -420 min
Create Version	4.0.6.0
Metric	Metric
Speed Unit	km/h
Length Unit	metre
Mass Unit	tonne

Dataset

Site Name	76-2800-Adanac LS 0
Site Attribute	76-2800-Adanac LS 0
File Name	H:\TRANSPORTATION\Data Management\MetroCount Files\76-2800-AdanacLS21Mar2016.EC0
File Type	Plus
Algorithm	Factory default axle
Description	76-2800-Adanac LS 0
Lane	0
Direction	8
Direction Text	8 - East bound A]B, West bound B]A.
Layout Text	Axle sensors - Paired (Class/Speed/Count)
Setup Time	2016-03-11T09:53:38
Start Time	2016-03-11T09:53:38
Finish Time	2016-03-21T09:31:38
Operator	JS
Configuration	00000000 80 00 14 6a 6a 00 00 00 00 00 , Standard

Profile

Name	Default Profile
Title	MetroCount Traffic Executive

Graphic Logo	
Header	
Footer	
Percentile 1	85
Percentile 2	95
Pace	20
Filter Start	2016-03-11T09:54:00
Filter End	2016-03-21T09:31:38
Class Scheme	Sample F3 No Bicycles
Low Speed	10
High Speed	160
Posted Limit	60
Speed Limits	60 60 60 60 60 60 60 60 60 60
Separation	0.000
Separation Type	Headway
Direction	North East South West
Encoded Direction	15

Column	
Time	24-hour time (0000 - 2359)
Cls 1	Class totals
Cls 2	Class totals
Cls 3	Class totals
Cls 4	Class totals
Cls 5	Class totals
Cls 6	Class totals
Cls 7	Class totals
Cls 8	Class totals
Cls 9	Class totals
Cls 10	Class totals
Cls 11	Class totals
Cls 12	Class totals
Cls 13	Class totals
Total	Number in time step
Total AB	Number in time step (AB)
Total BA	Number in time step (BA)

[illegible]

Sunday, March 13, 2016

[illegible]

[illegible]

Monday, March 14, 2016

[illegible]

07-09	0	5	0	0	1	0	0	0	0	0	0	0	0	6	3	3
16-18	0	6	2	0	0	0	0	0	0	0	0	0	0	8	4	4
09-16	0	14	2	0	0	0	0	0	0	0	0	0	0	16	11	5
00-00	0	33	9	0	1	1	0	0	0	0	0	0	0	44	25	19

Tuesday, March 15, 2016

Time	Cls 1	Cls 2	Cls 3	Cls 4	Cls 5	Cls 6	Cls 7	Cls 8	Cls 9	Cls 10	Cls 11	Cls 12	Cls 13	Total	Total AB	Total BA
0000	0	0	0	0	0	0	0	0	0	0	0	0	0	0	0	0
0100	0	0	0	0	0	0	0	0	0	0	0	0	0	0	0	0
0200	0	0	0	0	0	0	0	0	0	0	0	0	0	0	0	0
0300	0	0	0	0	0	0	0	0	0	0	0	0	0	0	0	0
0400	0	0	0	0	0	0	0	0	0	0	0	0	0	0	0	0
0500	0	0	0	0	0	0	0	0	0	0	0	0	0	0	0	0
0600	0	3	0	0	0	0	0	0	0	0	0	0	0	3	2	1
0700	0	2	0	0	0	0	0	0	0	0	0	0	0	2	1	1
0800	0	0	0	0	0	0	0	0	0	0	0	0	0	0	0	0
0900	0	2	0	0	0	0	0	0	0	0	0	0	0	2	0	2
1000	0	2	0	0	0	0	0	0	0	0	0	0	0	2	0	2
1100	0	1	0	0	1	0	0	0	0	0	0	0	0	2	0	2
1200	0	2	0	0	0	0	0	0	0	0	0	0	0	2	2	0
1300	0	5	0	0	1	0	0	0	0	0	0	0	0	6	3	3
1400	0	0	0	0	0	0	0	0	0	0	0	0	0	0	0	0
1500	0	5	0	0	0	0	0	0	0	0	0	0	0	5	5	0
1600	0	4	2	0	0	0	0	0	0	0	0	0	0	6	5	1
1700	0	1	2	0	0	0	0	0	0	0	0	0	0	3	3	0
1800	0	1	1	0	0	0	0	0	0	0	0	0	0	2	0	2
1900	0	1	1	0	0	0	0	0	0	0	0	0	0	2	2	0
2000	0	2	0	0	0	1	0	0	0	0	0	0	0	3	1	2
2100	0	2	0	0	0	0	0	0	0	0	0	0	0	2	1	1
2200	0	1	0	0	0	0	0	0	0	0	0	0	0	1	0	1
2300	0	0	0	0	0	0	0	0	0	0	0	0	0	0	0	0
07-09	0	2	0	0	0	0	0	0	0	0	0	0	0	2	1	1
16-18	0	5	4	0	0	0	0	0	0	0	0	0	0	9	8	1
09-16	0	17	0	0	2	0	0	0	0	0	0	0	0	19	10	9
00-00	0	34	6	0	2	1	0	0	0	0	0	0	0	43	25	18

Wednesday, March 16, 2016

[illegible]

Thursday, March 17, 2016

[illegible]

[illegible]

Friday, March 18, 2016

[illegible]

[illegible]

Saturday, March 19, 2016

[illegible]

[illegible]

Sunday, March 20, 2016

[illegible]

07-09	0	9	2	0	0	0	0	0	0	0	0	0	0	11	6	5
16-18	0	4	2	0	0	0	0	0	0	0	0	0	0	6	2	4
09-16	0	27	5	0	0	0	0	0	0	0	0	0	0	32	19	13
00-00	0	51	10	0	0	0	0	0	0	0	0	0	0	61	33	28

Monday, March 21, 2016

Time	Cls 1	Cls 2	Cls 3	Cls 4	Cls 5	Cls 6	Cls 7	Cls 8	Cls 9	Cls 10	Cls 11	Cls 12	Cls 13	Total	Total AB	Total BA
0000	0	0	0	0	0	0	0	0	0	0	0	0	0	0	0	0
0100	0	0	0	0	0	0	0	0	0	0	0	0	0	0	0	0
0200	0	0	0	0	0	0	0	0	0	0	0	0	0	0	0	0
0300	0	1	0	0	0	0	0	0	0	0	0	0	0	1	1	0
0400	0	0	0	0	0	0	0	0	0	0	0	0	0	0	0	0
0500	0	0	0	0	0	0	0	0	0	0	0	0	0	0	0	0
0600	0	3	1	0	0	0	0	0	0	0	0	0	0	4	2	2
0700	0	3	0	0	0	0	0	0	0	0	0	0	0	3	1	2
0800	0	0	0	0	0	0	0	0	0	0	0	0	0	0	0	0
0900	0	1	1	0	0	0	0	0	0	0	0	0	0	2	2	0
07-09	0	3	0	0	0	0	0	0	0	0	0	0	0	3	1	2
16-18	0	0	0	0	0	0	0	0	0	0	0	0	0	0	0	0
09-16	0	1	1	0	0	0	0	0	0	0	0	0	0	2	2	0
00-00	0	8	2	0	0	0	0	0	0	0	0	0	0	10	6	4

Grand Total

Time	Cls 1	Cls 2	Cls 3	Cls 4	Cls 5	Cls 6	Cls 7	Cls 8	Cls 9	Cls 10	Cls 11	Cls 12	Cls 13	Total	Total AB	Total BA
--	4	423	60	0	5	3	0	0	0	0	0	0	0	495	303	192

VancouverClass

Globals

Report Id	CustomList-716
Descriptor	VancouverClass
Created by	MetroCount Traffic Executive
Creation Time (UTC)	2016-08-23T18:04:36
Legal	Copyright (c)1997 - 2014 MetroCount
Graphic	header.bmp
Language	English
Country	United States
Time	UTC + -420 min
Create Version	4.0.6.0
Metric	Metric
Speed Unit	km/h
Length Unit	metre
Mass Unit	tonne

Dataset

Site Name	76-2800-Adanac-LS 0
Site Attribute	76-2800-Adanac-LS 0
File Name	H:\TRANSPORTATION\Data Management\MetroCount Files\76-2800-Adanac-LS14Apr2016.EC0
File Type	Plus
Algorithm	Factory default axle
Description	76-2800-Adanac-LS 0
Lane	0
Direction	8
Direction Text	8 - East bound A]B, West bound B]A.
Layout Text	Axle sensors - Paired (Class/Speed/Count)
Setup Time	2016-03-30T10:51:25
Start Time	2016-03-30T10:51:25
Finish Time	2016-04-14T11:02:25
Operator	RG
Configuration	00000000 80 00 14 6a 6a 00 00 00 00 00 , Standard

Profile

Name	Default Profile
Title	MetroCount Traffic Executive

Graphic Logo	
Header	
Footer	
Percentile 1	85
Percentile 2	95
Pace	20
Filter Start	2016-03-30T10:52:00
Filter End	2016-04-14T11:02:25
Class Scheme	Sample F3 No Bicycles
Low Speed	10
High Speed	160
Posted Limit	60
Speed Limits	60 60 60 60 60 60 60 60 60 60
Separation	0.000
Separation Type	Headway
Direction	North East South West
Encoded Direction	15

Column	
Time	24-hour time (0000 - 2359)
Cls 1	Class totals
Cls 2	Class totals
Cls 3	Class totals
Cls 4	Class totals
Cls 5	Class totals
Cls 6	Class totals
Cls 7	Class totals
Cls 8	Class totals
Cls 9	Class totals
Cls 10	Class totals
Cls 11	Class totals
Cls 12	Class totals
Cls 13	Class totals
Total	Number in time step
Total AB	Number in time step (AB)
Total BA	Number in time step (BA)

Wednesday, March 30, 2016

[illegible]

Thursday, March 31, 2016

[illegible]

[illegible]

Friday, April 01, 2016

[illegible]

16-18	0	5	1	0	1	0	0	0	0	0	0	0	0	7	3	4
09-16	0	34	5	0	0	0	0	0	0	0	0	0	0	39	18	21
00-00	0	59	9	0	1	0	0	0	0	0	0	0	0	69	35	34

Sunday, April 03, 2016

Time	Cls 1	Cls 2	Cls 3	Cls 4	Cls 5	Cls 6	Cls 7	Cls 8	Cls 9	Cls 10	Cls 11	Cls 12	Cls 13	Total	Total AB	Total BA
0000	0	0	0	0	0	0	0	0	0	0	0	0	0	0	0	0
0100	0	0	0	0	0	0	0	0	0	0	0	0	0	0	0	0
0200	0	0	0	0	0	0	0	0	0	0	0	0	0	0	0	0
0300	0	0	0	0	0	0	0	0	0	0	0	0	0	0	0	0
0400	0	0	0	0	0	0	0	0	0	0	0	0	0	0	0	0
0500	0	0	1	0	0	0	0	0	0	0	0	0	0	1	0	1
0600	0	0	0	0	0	0	0	0	0	0	0	0	0	0	0	0
0700	0	2	1	0	0	0	0	0	0	0	0	0	0	3	2	1
0800	0	3	0	0	0	0	0	0	0	0	0	0	0	3	2	1
0900	0	2	0	0	0	0	0	0	0	0	0	0	0	2	0	2
1000	0	2	0	0	0	0	0	0	0	0	0	0	0	2	0	2
1100	0	7	0	0	0	0	0	0	0	0	0	0	0	7	5	2
1200	0	4	0	0	0	0	0	0	0	0	0	0	0	4	2	2
1300	1	4	0	0	0	0	0	0	0	0	0	0	0	5	5	0
1400	0	1	0	0	0	0	0	0	0	0	0	0	0	1	1	0
1500	0	3	0	0	0	0	0	0	0	0	0	0	0	3	1	2
1600	1	4	0	0	0	0	0	0	0	0	0	0	0	5	4	1
1700	0	2	0	0	0	0	0	0	0	0	0	0	0	2	0	2
1800	0	2	1	0	0	0	0	0	0	0	0	0	0	3	2	1
1900	0	3	1	0	0	0	0	0	0	0	0	0	0	4	4	0
2000	0	0	0	0	0	0	0	0	0	0	0	0	0	0	0	0
2100	0	1	0	0	0	0	0	0	0	0	0	0	0	1	0	1
2200	0	1	0	0	0	0	0	0	0	0	0	0	0	1	1	0
2300	0	0	0	0	0	0	0	0	0	0	0	0	0	0	0	0
07-09	0	5	1	0	0	0	0	0	0	0	0	0	0	6	4	2
16-18	1	6	0	0	0	0	0	0	0	0	0	0	0	7	4	3
09-16	1	23	0	0	0	0	0	0	0	0	0	0	0	24	14	10
00-00	2	41	4	0	0	0	0	0	0	0	0	0	0	47	29	18

Monday, April 04, 2016

[illegible]

Tuesday, April 05, 2016

[illegible]

[illegible]

Wednesday, April 06, 2016

[illegible]

[illegible]

Thursday, April 07, 2016

[illegible]

[illegible]

Friday, April 08, 2016

[illegible]

16-18	0	8	1	0	0	0	0	0	0	0	0	0	0	9	9	0
09-16	0	23	2	0	0	0	0	0	0	0	0	0	0	25	13	12
00-00	0	55	6	0	0	0	0	0	0	0	0	0	0	61	40	21

Saturday, April 09, 2016

Time	Cls 1	Cls 2	Cls 3	Cls 4	Cls 5	Cls 6	Cls 7	Cls 8	Cls 9	Cls 10	Cls 11	Cls 12	Cls 13	Total	Total AB	Total BA
0000	0	0	0	0	0	0	0	0	0	0	0	0	0	0	0	0
0100	0	0	0	0	0	0	0	0	0	0	0	0	0	0	0	0
0200	0	0	0	0	0	0	0	0	0	0	0	0	0	0	0	0
0300	0	0	0	0	0	0	0	0	0	0	0	0	0	0	0	0
0400	0	0	0	0	0	0	0	0	0	0	0	0	0	0	0	0
0500	0	1	0	0	0	0	0	0	0	0	0	0	0	1	1	0
0600	0	0	0	0	0	0	0	0	0	0	0	0	0	0	0	0
0700	0	1	0	0	0	0	0	0	0	0	0	0	0	1	0	1
0800	0	2	1	0	0	0	0	0	0	0	0	0	0	3	2	1
0900	0	4	0	0	0	0	0	0	0	0	0	0	0	4	2	2
1000	0	6	0	0	0	0	0	0	0	0	0	0	0	6	4	2
1100	0	7	1	0	0	0	0	0	0	0	0	0	0	8	5	3
1200	0	3	1	0	0	0	0	0	0	0	0	0	0	4	4	0
1300	0	3	0	0	0	0	0	0	0	0	0	0	0	3	3	0
1400	0	2	0	0	0	0	0	0	0	0	0	0	0	2	2	0
1500	0	4	1	0	0	0	0	0	0	0	0	0	0	5	2	3
1600	0	5	0	0	0	0	0	0	0	0	0	0	0	5	1	4
1700	0	7	0	0	0	0	0	0	0	0	0	0	0	7	3	4
1800	0	6	0	0	0	0	0	0	0	0	0	0	0	6	4	2
1900	0	4	0	0	0	0	0	0	0	0	0	0	0	4	4	0
2000	0	1	2	0	0	0	0	0	0	0	0	0	0	3	1	2
2100	0	2	0	0	0	0	0	0	0	0	0	0	0	2	1	1
2200	0	3	0	0	0	0	0	0	0	0	0	0	0	3	0	3
2300	0	2	0	0	0	0	0	0	0	0	0	0	0	2	2	0
07-09	0	3	1	0	0	0	0	0	0	0	0	0	0	4	2	2
16-18	0	12	0	0	0	0	0	0	0	0	0	0	0	12	4	8
09-16	0	29	3	0	0	0	0	0	0	0	0	0	0	32	22	10
00-00	0	63	6	0	0	0	0	0	0	0	0	0	0	69	41	28

Sunday, April 10, 2016

[illegible]

Monday, April 11, 2016

[illegible]

[illegible]

Tuesday, April 12, 2016

[illegible]

[illegible]

Wednesday, April 13, 2016

[illegible]

1800	0	2	0	0	0	0	0	0	0	0	0	0	0	2	0	2
1900	0	3	1	0	0	0	0	0	0	0	0	0	0	4	2	2
2000	0	4	0	0	0	0	0	0	0	0	0	0	0	4	2	2
2100	0	1	2	0	0	0	0	0	0	0	0	0	0	3	2	1
2200	0	1	0	0	0	0	0	0	0	0	0	0	0	1	0	1
2300	0	2	0	0	0	0	0	0	0	0	0	0	0	2	1	1
07-09	0	7	1	0	0	1	0	0	0	0	0	0	0	9	4	5
16-18	0	1	1	0	0	0	0	0	0	0	0	0	0	2	1	1
09-16	0	16	5	0	0	0	0	0	0	0	0	0	0	21	14	7
00-00	0	39	10	0	0	1	0	0	0	0	0	0	0	50	27	23

Thursday, April 14, 2016

Time	Cls 1	Cls 2	Cls 3	Cls 4	Cls 5	Cls 6	Cls 7	Cls 8	Cls 9	Cls 10	Cls 11	Cls 12	Cls 13	Total	Total AB	Total BA
0000	0	0	0	0	0	0	0	0	0	0	0	0	0	0	0	0
0100	0	0	0	0	0	0	0	0	0	0	0	0	0	0	0	0
0200	0	0	0	0	0	0	0	0	0	0	0	0	0	0	0	0
0300	0	0	0	0	0	0	0	0	0	0	0	0	0	0	0	0
0400	0	0	0	0	0	0	0	0	0	0	0	0	0	0	0	0
0500	0	0	0	0	0	0	0	0	0	0	0	0	0	0	0	0
0600	0	0	0	0	0	0	0	0	0	0	0	0	0	0	0	0
0700	0	2	1	0	0	0	0	0	0	0	0	0	0	3	1	2
0800	0	6	0	0	0	1	0	0	0	0	0	0	0	7	3	4
0900	0	0	1	0	0	0	0	0	0	0	0	0	0	1	1	0
1000	0	5	4	0	0	0	0	0	0	0	0	0	0	9	6	3
07-09	0	8	1	0	0	1	0	0	0	0	0	0	0	10	4	6
16-18	0	0	0	0	0	0	0	0	0	0	0	0	0	0	0	0
09-16	0	5	5	0	0	0	0	0	0	0	0	0	0	10	7	3
00-00	0	13	6	0	0	1	0	0	0	0	0	0	0	20	11	9

Grand Total

Time	Cls 1	Cls 2	Cls 3	Cls 4	Cls 5	Cls 6	Cls 7	Cls 8	Cls 9	Cls 10	Cls 11	Cls 12	Cls 13	Total	Total AB	Total BA
--	11	739	114	1	10	5	0	0	0	0	0	0	0	880	532	348

VancouverClass

Globals

Report Id	CustomList-519
Descriptor	VancouverClass
Created by	MetroCount Traffic Executive
Creation Time (UTC)	2016-08-12T18:33:44
Legal	Copyright (c)1997 - 2014 MetroCount
Graphic	header.bmp
Language	English
Country	United States
Time	UTC + -420 min
Create Version	4.0.6.0
Metric	Metric
Speed Unit	km/h
Length Unit	metre
Mass Unit	tonne

Dataset

Site Name	42-2800-Adanac-St 0
Site Attribute	42-2800-Adanac-St 0
File Name	H:\TRANSPORTATION\Data Management\MetroCount Files\42-2800-Adanac-St18Apr2016.EC0
File Type	Plus
Algorithm	Factory default axle
Description	42-2800-Adanac-St 0
Lane	0
Direction	8
Direction Text	8 - East bound A]B, West bound B]A.
Layout Text	Axle sensors - Paired (Class/Speed/Count)
Setup Time	2016-03-29T11:34:39
Start Time	2016-03-29T11:34:39
Finish Time	2016-04-18T07:55:39
Operator	RG
Configuration	00000000 80 00 14 6a 6a 00 00 00 00 00 , Standard

Profile

Name	Default Profile
Title	MetroCount Traffic Executive

Graphic Logo	
Header	
Footer	
Percentile 1	85
Percentile 2	95
Pace	20
Filter Start	2016-03-29T11:35:00
Filter End	2016-04-18T07:55:39
Class Scheme	Sample F3 No Bicycles
Low Speed	10
High Speed	160
Posted Limit	60
Speed Limits	60 60 60 60 60 60 60 60 60 60
Separation	0.000
Separation Type	Headway
Direction	North East South West
Encoded Direction	15

Column	
Time	24-hour time (0000 - 2359)
Cls 1	Class totals
Cls 2	Class totals
Cls 3	Class totals
Cls 4	Class totals
Cls 5	Class totals
Cls 6	Class totals
Cls 7	Class totals
Cls 8	Class totals
Cls 9	Class totals
Cls 10	Class totals
Cls 11	Class totals
Cls 12	Class totals
Cls 13	Class totals
Total	Number in time step
Total AB	Number in time step (AB)
Total BA	Number in time step (BA)

Tuesday, March 29, 2016

[illegible]

Wednesday, March 30, 2016

[illegible]

[illegible]

Thursday, March 31, 2016

[illegible]

[illegible]

Friday, April 01, 2016

[illegible]

09-16	6	146	15	0	4	2	0	0	0	0	0	0	0	173	130	43
00-00	19	417	43	0	5	7	0	0	0	0	0	0	0	491	366	125

Saturday, April 02, 2016

Time	Cls 1	Cls 2	Cls 3	Cls 4	Cls 5	Cls 6	Cls 7	Cls 8	Cls 9	Cls 10	Cls 11	Cls 12	Cls 13	Total	Total AB	Total BA
0000	0	1	0	0	0	0	0	0	0	0	0	0	0	1	0	1
0100	0	2	0	0	0	0	0	0	0	0	0	0	0	2	2	0
0200	0	0	0	0	0	0	0	0	0	0	0	0	0	0	0	0
0300	0	1	0	0	0	0	0	0	0	0	0	0	0	1	0	1
0400	0	0	0	0	0	0	0	0	0	0	0	0	0	0	0	0
0500	1	1	0	0	0	0	0	0	0	0	0	0	0	2	1	1
0600	0	4	1	0	0	0	0	0	0	0	0	0	0	5	3	2
0700	0	10	0	0	0	0	0	0	0	0	0	0	0	10	6	4
0800	1	12	3	0	0	0	0	0	0	0	0	0	0	16	12	4
0900	1	19	1	0	0	0	0	0	0	0	0	0	0	21	18	3
1000	2	18	3	0	0	1	0	0	0	0	0	0	1	25	18	7
1100	2	34	5	0	0	0	0	0	0	0	0	0	0	41	28	13
1200	0	27	1	0	0	0	0	0	0	0	0	0	0	28	16	12
1300	1	18	4	0	1	0	0	0	0	0	0	0	0	24	18	6
1400	1	26	7	0	1	1	0	0	0	0	0	0	0	36	27	9
1500	2	33	2	0	0	0	0	0	0	0	0	0	0	37	25	12
1600	3	31	4	0	0	0	0	0	0	0	0	0	0	38	26	12
1700	1	16	0	0	0	1	0	0	0	0	0	0	0	18	15	3
1800	1	31	2	0	0	1	0	0	0	0	0	0	0	35	25	10
1900	0	11	1	0	0	0	0	0	0	0	0	0	0	12	6	6
2000	0	12	1	0	0	0	0	0	0	0	0	0	0	13	9	4
2100	0	22	0	0	0	0	0	0	0	0	0	0	0	22	16	6
2200	0	10	1	0	0	0	0	0	0	0	0	0	0	11	6	5
2300	0	10	0	0	0	0	0	0	0	0	0	0	0	10	9	1
07-09	1	22	3	0	0	0	0	0	0	0	0	0	0	26	18	8
16-18	4	47	4	0	0	1	0	0	0	0	0	0	0	56	41	15
09-16	9	175	23	0	2	2	0	0	0	0	0	0	1	212	150	62
00-00	16	349	36	0	2	4	0	0	0	0	0	0	1	408	286	122

Sunday, April 03, 2016

Time	Cls	Cls	Cls	Cls	Cls	Cls	Cls	Cls	Cls	Cls	Cls	Cls	Cls	Total	Total	Total
------	-----	-----	-----	-----	-----	-----	-----	-----	-----	-----	-----	-----	-----	-------	-------	-------

[illegible]

Monday, April 04, 2016

[illegible]

[illegible]

Tuesday, April 05, 2016

[illegible]

[illegible]

Wednesday, April 06, 2016

[illegible]

1900	2	36	1	0	0	1	0	0	0	0	0	0	0	40	30	10
2000	0	11	0	0	0	0	0	0	0	0	0	0	0	11	5	6
2100	2	14	1	0	0	0	0	0	0	0	0	0	0	17	13	4
2200	0	10	0	0	0	0	0	0	0	0	0	0	0	10	7	3
2300	0	2	0	0	0	0	0	0	0	0	0	0	0	2	0	2
07-09	2	63	7	1	0	0	0	0	0	0	0	0	0	73	42	31
16-18	5	103	11	0	6	1	0	0	0	0	0	0	1	127	97	30
09-16	5	150	22	0	0	3	0	1	0	0	0	0	0	181	137	44
00-00	21	436	47	1	6	6	0	1	0	0	0	0	1	519	366	153

Thursday, April 07, 2016

[illegible]

09-16	12	181	17	0	5	1	0	0	0	0	0	0	0	216	168	48
00-00	28	457	41	0	6	7	0	0	0	0	0	0	0	539	393	146

Friday, April 08, 2016

Time	Cls 1	Cls 2	Cls 3	Cls 4	Cls 5	Cls 6	Cls 7	Cls 8	Cls 9	Cls 10	Cls 11	Cls 12	Cls 13	Total	Total AB	Total BA
0000	0	2	0	0	0	0	0	0	0	0	0	0	0	2	0	2
0100	1	0	0	0	0	0	0	0	0	0	0	0	0	1	0	1
0200	1	1	0	0	0	0	0	0	0	0	0	0	0	2	2	0
0300	0	0	0	0	0	0	0	0	0	0	0	0	0	0	0	0
0400	0	0	0	0	0	1	0	0	0	0	0	0	0	1	1	0
0500	0	1	0	0	0	0	0	0	0	0	0	0	0	1	1	0
0600	1	13	0	0	0	0	0	0	0	0	0	0	0	14	9	5
0700	1	14	1	1	0	0	0	0	0	0	0	0	0	17	5	12
0800	1	40	4	0	0	0	0	0	0	0	0	0	0	45	26	19
0900	0	21	3	0	0	0	0	0	0	0	0	0	0	24	14	10
1000	1	21	1	0	0	0	0	0	0	0	0	0	0	23	17	6
1100	2	16	2	0	1	0	0	1	0	0	0	0	0	22	18	4
1200	2	29	1	0	3	0	0	0	0	0	0	0	0	35	28	7
1300	0	26	2	0	0	0	0	0	0	0	0	0	0	28	16	12
1400	3	41	5	0	1	0	0	0	0	0	0	0	0	50	35	15
1500	3	53	6	0	0	1	0	0	0	0	0	0	0	63	51	12
1600	5	39	7	0	2	0	0	0	0	0	0	0	0	53	38	15
1700	2	49	3	0	0	0	0	0	0	0	0	0	0	54	38	16
1800	2	37	2	0	0	0	0	0	0	0	0	0	0	41	29	12
1900	0	19	3	0	2	0	0	0	0	0	0	0	0	24	15	9
2000	0	25	3	0	0	0	0	0	0	0	0	0	0	28	22	6
2100	1	16	1	0	1	0	0	0	0	0	0	0	0	19	16	3
2200	0	9	0	0	0	0	0	0	0	0	0	0	0	9	5	4
2300	0	11	1	0	0	1	0	0	0	0	0	0	0	13	10	3
07-09	2	54	5	1	0	0	0	0	0	0	0	0	0	62	31	31
16-18	7	88	10	0	2	0	0	0	0	0	0	0	0	107	76	31
09-16	11	207	20	0	5	1	0	1	0	0	0	0	0	245	179	66
00-00	26	483	45	1	10	3	0	1	0	0	0	0	0	569	396	173

Saturday, April 09, 2016

Time	Cls	Cls	Cls	Cls	Cls	Cls	Cls	Cls	Cls	Cls	Cls	Cls	Cls	Total	Total	Total
------	-----	-----	-----	-----	-----	-----	-----	-----	-----	-----	-----	-----	-----	-------	-------	-------

	1	2	3	4	5	6	7	8	9	10	11	12	13		AB	BA
0000	0	8	0	0	0	0	0	0	0	0	0	0	0	8	4	4
0100	0	1	0	0	0	0	0	0	0	0	0	0	0	1	1	0
0200	0	1	0	0	0	0	0	0	0	0	0	0	0	1	1	0
0300	0	0	0	0	0	0	0	0	0	0	0	0	0	0	0	0
0400	0	1	0	0	0	0	0	0	0	0	0	0	0	1	1	0
0500	0	0	0	0	0	0	0	0	0	0	0	0	0	0	0	0
0600	0	3	0	0	0	0	0	0	0	0	0	0	0	3	2	1
0700	0	5	1	0	0	0	0	0	0	0	0	0	0	6	5	1
0800	1	12	1	0	0	1	0	0	0	0	0	0	0	15	11	4
0900	0	32	1	0	0	0	0	0	0	0	0	0	0	33	21	12
1000	2	20	3	0	0	1	0	0	0	0	0	0	0	26	20	6
1100	0	36	2	0	1	1	0	0	0	0	0	0	0	40	27	13
1200	0	33	5	0	0	0	0	0	0	0	0	0	0	38	26	12
1300	0	27	2	0	0	3	0	0	0	0	0	0	0	32	26	6
1400	0	25	4	0	0	0	0	0	0	0	0	0	1	30	27	3
1500	1	34	1	0	0	0	0	0	0	0	0	0	0	36	25	11
1600	1	32	2	0	1	0	0	0	0	0	0	0	0	36	24	12
1700	1	28	3	0	0	0	0	0	0	0	0	0	0	32	21	11
1800	1	29	3	0	0	0	0	0	0	0	0	0	0	33	26	7
1900	0	16	2	1	0	1	0	0	0	0	0	0	0	20	13	7
2000	0	15	0	0	0	0	0	0	0	0	0	0	0	15	11	4
2100	0	11	1	0	0	0	0	0	0	0	0	0	0	12	10	2
2200	1	23	0	0	0	1	0	0	0	0	0	0	0	25	16	9
2300	0	11	1	0	0	1	0	0	0	0	0	0	0	13	7	6
07-09	1	17	2	0	0	1	0	0	0	0	0	0	0	21	16	5
16-18	2	60	5	0	1	0	0	0	0	0	0	0	0	68	45	23
09-16	3	207	18	0	1	5	0	0	0	0	0	0	1	235	172	63
00-00	8	403	32	1	2	9	0	0	0	0	0	0	1	456	325	131

Sunday, April 10, 2016

[illegible]

0500	0	0	0	0	0	0	0	0	0	0	0	0	0	0	0	0	
0600	0	7	1	0	0	0	0	0	0	0	0	0	0	8	6	2	
0700	0	9	0	0	0	0	0	0	0	0	0	0	0	9	6	3	
0800	0	9	1	0	0	0	0	0	0	0	0	0	0	10	3	7	
0900	0	16	1	0	0	0	0	0	0	0	0	0	0	17	13	4	
1000	0	12	2	0	0	1	0	0	0	0	0	0	0	15	10	5	
1100	0	20	1	0	1	1	0	0	0	0	0	0	0	23	15	8	
1200	2	23	1	0	2	0	0	0	0	0	0	0	0	28	21	7	
1300	0	26	2	0	0	0	0	1	0	0	0	0	0	29	20	9	
1400	0	24	1	0	0	0	0	0	0	0	0	0	0	1	26	17	9
1500	0	19	1	0	1	0	0	0	0	0	0	0	0	0	21	13	8
1600	1	21	4	0	0	0	0	0	0	0	0	0	0	0	26	23	3
1700	2	29	0	0	0	0	0	0	0	0	0	0	0	0	31	22	9
1800	1	20	0	0	1	1	0	0	0	0	0	0	0	0	23	16	7
1900	1	18	0	0	0	0	0	0	0	0	0	0	0	0	19	11	8
2000	1	18	1	0	0	0	0	0	0	0	0	0	0	0	20	13	7
2100	0	17	1	0	0	0	0	0	0	0	0	0	0	0	18	12	6
2200	1	8	0	0	0	0	0	0	0	0	0	0	0	0	9	5	4
2300	0	6	0	0	0	0	0	0	0	0	0	0	0	0	6	2	4
07-09	0	18	1	0	0	0	0	0	0	0	0	0	0	19	9	10	
16-18	3	50	4	0	0	0	0	0	0	0	0	0	0	57	45	12	
09-16	2	140	9	0	4	2	0	1	0	0	0	0	0	1	159	109	50
00-00	9	322	18	0	5	3	0	1	0	0	0	0	0	1	359	242	117

Monday, April 11, 2016

[illegible]

[illegible]

Tuesday, April 12, 2016

[illegible]

[illegible]

Wednesday, April 13, 2016

[illegible]

09-16	5	165	24	0	3	1	1	0	0	0	0	0	0	199	141	58
00-00	16	419	48	0	3	3	1	0	0	0	0	0	0	490	337	153

Thursday, April 14, 2016

Time	Cls 1	Cls 2	Cls 3	Cls 4	Cls 5	Cls 6	Cls 7	Cls 8	Cls 9	Cls 10	Cls 11	Cls 12	Cls 13	Total	Total AB	Total BA
0000	0	3	0	0	0	0	0	0	0	0	0	0	0	3	3	0
0100	0	0	0	0	0	0	0	0	0	0	0	0	0	0	0	0
0200	1	2	0	0	0	0	0	0	0	0	0	0	0	3	3	0
0300	0	1	0	0	0	0	0	0	0	0	0	0	0	1	1	0
0400	1	0	0	0	0	0	0	0	0	0	0	0	0	1	0	1
0500	0	3	0	0	0	0	0	0	0	0	0	0	0	3	2	1
0600	1	11	0	0	0	0	0	0	0	0	0	0	0	12	8	4
0700	2	16	1	0	0	1	0	0	0	0	0	0	0	20	11	9
0800	1	51	2	0	0	0	0	0	1	0	0	0	0	55	31	24
0900	0	22	3	0	0	0	0	0	0	0	0	0	0	25	17	8
1000	2	23	1	0	2	1	0	0	0	0	0	0	0	29	21	8
1100	1	21	1	0	0	0	0	0	0	0	0	0	0	23	15	8
1200	1	20	1	0	1	1	0	0	0	0	0	0	0	24	17	7
1300	0	12	2	0	0	0	0	0	0	0	0	0	0	14	10	4
1400	0	22	3	0	2	0	0	0	0	0	0	0	0	27	18	9
1500	2	45	3	0	0	0	0	0	0	0	0	0	0	50	42	8
1600	1	50	3	0	1	2	0	0	0	0	0	0	0	57	50	7
1700	2	43	3	0	2	1	0	0	0	0	0	0	0	51	45	6
1800	2	16	3	0	1	0	0	0	0	0	0	0	0	22	17	5
1900	0	29	5	0	0	0	0	0	0	0	0	0	0	34	26	8
2000	1	11	1	0	0	2	0	0	0	0	0	0	0	15	9	6
2100	0	12	1	0	0	0	0	0	0	0	0	0	0	13	10	3
2200	0	10	0	0	0	0	0	0	0	0	0	0	0	10	5	5
2300	1	3	0	0	0	0	0	0	0	0	0	0	0	4	2	2
07-09	3	67	3	0	0	1	0	0	1	0	0	0	0	75	42	33
16-18	3	93	6	0	3	3	0	0	0	0	0	0	0	108	95	13
09-16	6	165	14	0	5	2	0	0	0	0	0	0	0	192	140	52
00-00	19	426	33	0	9	8	0	0	1	0	0	0	0	496	363	133

Friday, April 15, 2016

Time	Cls	Cls	Cls	Cls	Cls	Cls	Cls	Cls	Cls	Cls	Cls	Cls	Cls	Total	Total	Total
------	-----	-----	-----	-----	-----	-----	-----	-----	-----	-----	-----	-----	-----	-------	-------	-------

[illegible]

Saturday, April 16, 2016

[illegible]

0500	1	0	0	0	0	0	0	0	0	0	0	0	0	1	0	1
0600	0	4	0	0	0	0	0	0	0	0	0	0	0	4	3	1
0700	0	8	1	0	0	0	0	0	0	0	0	0	0	9	4	5
0800	1	9	1	0	0	0	0	0	0	0	0	0	0	11	9	2
0900	1	18	2	0	0	0	0	0	0	0	0	0	0	21	15	6
1000	0	26	2	0	0	0	0	0	0	0	0	0	1	29	20	9
1100	1	18	3	0	1	0	0	0	0	0	0	0	0	23	12	11
1200	2	28	5	0	0	0	0	0	0	0	0	0	1	36	23	13
1300	2	21	3	0	0	0	0	0	0	0	0	0	0	26	18	8
1400	3	24	4	0	0	0	0	0	0	0	0	0	0	31	22	9
1500	0	18	2	0	0	1	0	0	0	0	0	0	0	21	17	4
1600	2	33	1	0	0	1	0	0	0	0	0	0	0	37	27	10
1700	0	14	4	0	0	0	0	0	0	0	0	0	0	18	12	6
1800	0	26	0	0	0	0	0	0	0	0	0	0	0	26	19	7
1900	1	10	1	0	0	1	0	0	0	0	0	0	0	13	9	4
2000	0	18	0	0	0	0	0	0	0	0	0	0	0	18	11	7
2100	0	4	0	0	0	0	0	0	0	0	0	0	0	4	3	1
2200	0	3	0	0	0	0	0	0	0	0	0	0	0	3	1	2
2300	0	8	0	0	0	0	0	0	0	0	0	0	0	8	5	3
07-09	1	17	2	0	0	0	0	0	0	0	0	0	0	20	13	7
16-18	2	47	5	0	0	1	0	0	0	0	0	0	0	55	39	16
09-16	9	153	21	0	1	1	0	0	0	0	0	0	2	187	127	60
00-00	14	304	29	0	1	3	0	0	0	0	0	0	2	353	237	116

Sunday, April 17, 2016

[illegible]

1200	0	35	2	0	0	0	0	0	0	0	0	0	0	0	37	24	13
1300	2	21	1	1	0	1	0	0	0	0	0	0	0	1	27	23	4
1400	1	29	2	0	0	0	0	0	0	0	0	0	0	0	32	24	8
1500	3	21	5	0	0	2	0	0	0	0	0	0	0	0	31	21	10
1600	0	13	3	0	0	0	0	0	0	0	0	0	0	0	16	12	4
1700	2	24	1	0	0	0	0	0	0	0	0	0	0	0	27	20	7
1800	2	23	3	0	0	0	0	0	0	0	0	0	0	0	28	21	7
1900	0	12	0	0	0	0	0	0	0	0	0	0	0	0	12	8	4
2000	1	11	1	0	0	0	0	0	0	0	0	0	0	0	13	11	2
2100	1	15	1	0	0	0	0	0	0	0	0	0	0	0	17	14	3
2200	0	8	0	0	0	0	0	0	0	0	0	0	0	0	8	5	3
2300	0	3	3	0	0	0	0	0	0	0	0	0	0	0	6	3	3
07-09	0	21	0	0	0	0	0	0	0	0	0	0	0	0	21	12	9
16-18	2	37	4	0	0	0	0	0	0	0	0	0	0	0	43	32	11
09-16	10	161	11	1	1	4	0	0	0	0	0	0	0	3	191	133	58
00-00	16	314	24	1	1	4	0	0	0	0	0	0	0	3	363	252	111

Monday, April 18, 2016

Time	Cls 1	Cls 2	Cls 3	Cls 4	Cls 5	Cls 6	Cls 7	Cls 8	Cls 9	Cls 10	Cls 11	Cls 12	Cls 13	Total	Total AB	Total BA
0000	1	0	0	0	0	0	0	0	0	0	0	0	0	1	1	0
0100	0	0	1	0	0	0	0	0	0	0	0	0	0	1	0	1
0200	0	1	0	0	0	0	0	0	0	0	0	0	0	1	1	0
0300	0	1	0	0	0	0	0	0	0	0	0	0	0	1	1	0
0400	0	0	0	0	0	0	0	0	0	0	0	0	0	0	0	0
0500	0	2	0	0	0	0	0	0	0	0	0	0	0	2	1	1
0600	1	19	1	0	0	0	0	0	0	0	0	0	0	21	14	7
0700	0	17	0	0	0	0	0	0	0	0	0	0	0	17	9	8
07-09	0	17	0	0	0	0	0	0	0	0	0	0	0	17	9	8
16-18	0	0	0	0	0	0	0	0	0	0	0	0	0	0	0	0
09-16	0	0	0	0	0	0	0	0	0	0	0	0	0	0	0	0
00-00	2	40	2	0	0	0	0	0	0	0	0	0	0	44	27	17

Grand Total

Time	Cls 1	Cls 2	Cls 3	Cls 4	Cls 5	Cls 6	Cls 7	Cls 8	Cls 9	Cls 10	Cls 11	Cls 12	Cls 13	Total	Total AB	Total BA
------	-------	-------	-------	-------	-------	-------	-------	-------	-------	--------	--------	--------	--------	-------	----------	----------

--	329	7776	707	6	91	103	1	3	1	0	0	0	9	9026	6336	2690

VancouverClass

Globals

Report Id	CustomList-560
Descriptor	VancouverClass
Created by	MetroCount Traffic Executive
Creation Time (UTC)	2016-08-18T21:22:00
Legal	Copyright (c)1997 - 2014 MetroCount
Graphic	header.bmp
Language	English
Country	United States
Time	UTC + -420 min
Create Version	4.0.6.0
Metric	Metric
Speed Unit	km/h
Length Unit	metre
Mass Unit	tonne

Dataset

Site Name	51-2900-Adanac-St 0
Site Attribute	51-2900-Adanac-St 0
File Name	H:\TRANSPORTATION\Data Management\MetroCount Files\51-2900-Adanac-St21Mar2016.EC0
File Type	Plus
Algorithm	Factory default axle
Description	51-2900-Adanac-St 0
Lane	0
Direction	8
Direction Text	8 - East bound A]B, West bound B]A.
Layout Text	Axle sensors - Paired (Class/Speed/Count)
Setup Time	2016-03-11T08:50:12
Start Time	2016-03-11T08:50:12
Finish Time	2016-03-21T07:56:12
Operator	RG
Configuration	00000000 80 00 14 6a 6a 00 00 00 00 00 , Standard

Profile

Name	Default Profile
Title	MetroCount Traffic Executive

Graphic Logo	
Header	
Footer	
Percentile 1	85
Percentile 2	95
Pace	20
Filter Start	2016-03-11T08:51:00
Filter End	2016-03-21T07:56:12
Class Scheme	Sample F3 No Bicycles
Low Speed	10
High Speed	160
Posted Limit	60
Speed Limits	60 60 60 60 60 60 60 60 60 60
Separation	0.000
Separation Type	Headway
Direction	North East South West
Encoded Direction	15

Column	
Time	24-hour time (0000 - 2359)
Cls 1	Class totals
Cls 2	Class totals
Cls 3	Class totals
Cls 4	Class totals
Cls 5	Class totals
Cls 6	Class totals
Cls 7	Class totals
Cls 8	Class totals
Cls 9	Class totals
Cls 10	Class totals
Cls 11	Class totals
Cls 12	Class totals
Cls 13	Class totals
Total	Number in time step
Total AB	Number in time step (AB)
Total BA	Number in time step (BA)

Friday, March 11, 2016

Time	Cls 1	Cls 2	Cls 3	Cls 4	Cls 5	Cls 6	Cls 7	Cls 8	Cls 9	Cls 10	Cls 11	Cls 12	Cls 13	Total	Total AB	Total BA
0800	0	3	0	0	0	0	0	0	0	0	0	0	0	3	1	2
0900	0	18	3	0	0	0	0	0	0	0	0	0	0	21	4	17
1000	0	19	3	1	1	0	0	1	0	0	0	0	0	25	7	18
1100	1	19	1	0	0	0	0	0	0	0	0	0	0	21	11	10
1200	1	13	5	0	0	0	0	0	0	0	0	0	0	19	7	12
1300	1	17	3	0	1	0	0	0	0	0	0	0	0	22	12	10
1400	0	12	1	0	1	1	0	0	0	0	0	0	0	15	6	9
1500	1	19	1	0	4	0	0	0	0	0	0	0	0	25	16	9
1600	1	34	6	0	1	0	0	0	0	0	0	0	0	42	23	19
1700	2	24	3	0	0	0	0	0	0	0	0	0	0	29	10	19
1800	2	30	2	0	0	0	0	0	0	0	0	0	0	34	14	20
1900	1	15	2	0	0	0	0	0	0	0	0	0	0	18	12	6
2000	0	13	1	0	0	0	0	0	0	0	0	0	0	14	7	7
2100	0	15	1	0	0	0	0	0	0	0	0	0	0	16	9	7
2200	0	18	1	0	1	0	0	0	0	0	0	0	0	20	14	6
2300	0	15	1	0	0	0	0	0	0	0	0	0	0	16	8	8
07-09	0	3	0	0	0	0	0	0	0	0	0	0	0	3	1	2
16-18	3	58	9	0	1	0	0	0	0	0	0	0	0	71	33	38
09-16	4	117	17	1	7	1	0	1	0	0	0	0	0	148	63	85
00-00	10	284	34	1	9	1	0	1	0	0	0	0	0	340	161	179

Saturday, March 12, 2016

[illegible]

[illegible]

Sunday, March 13, 2016

[illegible]

[illegible]

Monday, March 14, 2016

[illegible]

2300	0	0	0	0	0	0	0	0	0	0	0	0	0	0	0	0	0
07-09	2	32	2	0	1	0	0	0	0	0	0	0	0	0	37	11	26
16-18	2	48	2	0	0	0	0	0	0	0	0	0	0	0	52	25	27
09-16	5	109	12	0	4	1	0	0	0	0	0	0	0	0	131	58	73
00-00	13	263	20	0	7	1	0	0	0	0	0	0	0	0	304	140	164

Tuesday, March 15, 2016

Time	Cls 1	Cls 2	Cls 3	Cls 4	Cls 5	Cls 6	Cls 7	Cls 8	Cls 9	Cls 10	Cls 11	Cls 12	Cls 13	Total	Total AB	Total BA
0000	0	2	0	0	0	0	0	0	0	0	0	0	0	2	2	0
0100	0	2	0	0	0	0	0	0	0	0	0	0	0	2	0	2
0200	0	1	0	0	0	0	0	0	0	0	0	0	0	1	1	0
0300	0	0	0	0	0	0	0	0	0	0	0	0	0	0	0	0
0400	0	2	0	0	0	0	0	0	0	0	0	0	0	2	1	1
0500	1	5	1	0	0	0	0	0	0	0	0	0	0	7	1	6
0600	1	13	0	0	0	0	0	0	0	0	0	0	0	14	3	11
0700	0	15	3	0	1	0	0	0	0	0	0	0	0	19	5	14
0800	0	14	2	0	0	0	0	0	0	0	0	0	0	16	4	12
0900	1	11	3	0	0	1	0	0	0	0	0	0	0	16	8	8
1000	0	17	1	0	0	1	0	0	0	0	0	0	0	19	9	10
1100	0	16	3	0	1	0	0	0	0	0	0	0	0	20	12	8
1200	0	11	7	0	1	0	0	0	0	0	0	0	0	19	10	9
1300	0	14	4	0	1	0	0	0	0	0	0	0	0	19	12	7
1400	0	15	4	0	0	1	0	0	0	0	0	0	0	20	10	10
1500	1	29	0	0	1	1	0	0	0	0	0	0	0	32	13	19
1600	1	26	1	0	0	0	0	0	0	0	0	0	0	28	17	11
1700	1	15	1	0	0	0	0	0	0	0	0	0	0	17	6	11
1800	0	21	3	0	0	0	0	0	0	0	0	0	0	24	9	15
1900	1	8	1	0	2	0	0	0	0	0	0	0	0	12	6	6
2000	0	11	2	0	0	0	0	0	0	0	0	0	0	13	5	8
2100	1	8	1	0	0	0	0	0	0	0	0	0	0	10	5	5
2200	0	3	0	0	0	1	0	0	0	0	0	0	0	4	2	2
2300	0	4	1	0	0	0	0	0	0	0	0	0	0	5	2	3
07-09	0	29	5	0	1	0	0	0	0	0	0	0	0	35	9	26
16-18	2	41	2	0	0	0	0	0	0	0	0	0	0	45	23	22
09-16	2	113	22	0	4	4	0	0	0	0	0	0	0	145	74	71
00-00	8	263	38	0	7	5	0	0	0	0	0	0	0	321	143	178

Wednesday, March 16, 2016

[illegible]

Thursday, March 17, 2016

[illegible]

0200	0	0	0	0	0	0	0	0	0	0	0	0	0	0	0	0
0300	0	0	0	0	0	0	0	0	0	0	0	0	0	0	0	0
0400	0	1	0	0	0	0	0	0	0	0	0	0	0	1	0	1
0500	1	4	3	0	0	0	0	0	0	0	0	0	0	8	4	4
0600	2	11	1	0	0	0	0	0	0	0	0	0	0	14	6	8
0700	3	21	1	0	2	0	0	0	0	0	0	0	0	27	6	21
0800	1	14	3	0	0	0	0	0	0	0	0	0	0	18	6	12
0900	0	13	5	0	2	0	0	0	0	0	0	0	0	20	6	14
1000	1	7	3	0	0	0	0	0	0	0	0	0	0	11	3	8
1100	0	14	5	1	2	0	0	0	0	0	0	0	0	22	11	11
1200	0	17	2	0	0	0	0	0	0	0	0	0	0	19	7	12
1300	0	16	5	0	0	0	0	0	0	0	0	0	0	21	11	10
1400	0	22	1	0	0	0	0	0	0	0	0	0	0	23	13	10
1500	3	25	3	0	0	0	0	0	0	0	0	0	0	31	18	13
1600	0	23	4	0	0	1	0	1	0	0	0	0	0	29	14	15
1700	3	22	3	0	0	0	0	0	0	0	0	0	0	28	13	15
1800	1	24	1	0	0	0	0	0	0	0	0	0	0	26	13	13
1900	2	16	1	0	0	0	0	0	0	0	0	0	0	19	10	9
2000	0	15	0	0	1	0	0	0	0	0	0	0	0	16	8	8
2100	1	13	1	0	0	0	0	0	0	0	0	0	0	15	9	6
2200	0	5	2	0	0	0	0	0	0	0	0	0	0	7	2	5
2300	1	2	0	0	0	0	0	0	0	0	0	0	0	3	3	0
07-09	4	35	4	0	2	0	0	0	0	0	0	0	0	45	12	33
16-18	3	45	7	0	0	1	0	1	0	0	0	0	0	57	27	30
09-16	4	114	24	1	4	0	0	0	0	0	0	0	0	147	69	78
00-00	19	289	44	1	7	1	0	1	0	0	0	0	0	362	165	197

Friday, March 18, 2016

[illegible]

0900	0	19	1	0	0	0	0	0	0	0	0	0	1	21	8	13
1000	3	17	7	0	0	0	0	0	0	0	0	0	0	27	10	17
1100	0	14	4	0	1	1	0	0	0	0	0	0	0	20	8	12
1200	0	14	2	0	0	1	0	0	0	0	0	0	1	18	7	11
1300	0	23	3	0	1	0	0	0	0	0	0	0	0	27	14	13
1400	2	26	5	0	1	0	0	0	0	0	0	0	0	34	18	16
1500	0	23	3	0	0	0	0	1	0	0	0	0	0	27	17	10
1600	2	28	1	0	0	0	0	0	0	0	0	0	0	31	16	15
1700	0	31	2	0	2	0	0	0	0	0	0	0	0	35	17	18
1800	2	17	1	0	0	0	0	0	0	0	0	0	0	20	15	5
1900	0	16	0	0	0	0	0	0	0	0	0	0	0	16	8	8
2000	1	14	2	0	1	0	0	0	0	0	0	0	0	18	11	7
2100	0	13	0	0	0	0	0	0	0	0	0	0	0	13	3	10
2200	1	7	1	0	0	0	0	0	0	0	0	0	0	9	6	3
2300	1	10	2	0	1	0	0	0	0	0	0	0	0	14	7	7
07-09	2	34	5	0	1	0	0	0	0	0	0	0	0	42	9	33
16-18	2	59	3	0	2	0	0	0	0	0	0	0	0	66	33	33
09-16	5	136	25	0	3	2	0	1	0	0	0	0	2	174	82	92
00-00	16	335	44	0	11	2	0	1	0	0	0	0	2	411	190	221

Saturday, March 19, 2016

[illegible]

[illegible]

Sunday, March 20, 2016

[illegible]

2300	0	4	0	0	0	0	0	0	0	0	0	0	0	0	4	4	0
07-09	0	16	2	0	1	1	0	0	0	0	0	0	0	0	20	6	14
16-18	0	35	2	0	3	0	0	0	0	0	0	0	0	0	40	23	17
09-16	1	137	12	0	3	0	0	0	0	0	0	0	0	0	153	72	81
00-00	2	263	19	0	7	1	0	0	0	0	0	0	0	0	292	141	151

Monday, March 21, 2016

Time	Cls 1	Cls 2	Cls 3	Cls 4	Cls 5	Cls 6	Cls 7	Cls 8	Cls 9	Cls 10	Cls 11	Cls 12	Cls 13	Total	Total AB	Total BA
0000	0	0	0	0	0	0	0	0	0	0	0	0	0	0	0	0
0100	0	1	0	0	0	0	0	0	0	0	0	0	0	1	0	1
0200	0	1	0	0	0	0	0	0	0	0	0	0	0	1	1	0
0300	0	2	0	0	0	0	0	0	0	0	0	0	0	2	1	1
0400	0	3	0	0	0	0	0	0	0	0	0	0	0	3	1	2
0500	2	3	2	0	0	0	0	0	0	0	0	0	0	7	0	7
0600	1	6	1	0	0	0	0	0	0	0	0	0	0	8	2	6
0700	1	27	1	0	0	0	0	0	0	0	0	0	0	29	7	22
07-09	1	27	1	0	0	0	0	0	0	0	0	0	0	29	7	22
16-18	0	0	0	0	0	0	0	0	0	0	0	0	0	0	0	0
09-16	0	0	0	0	0	0	0	0	0	0	0	0	0	0	0	0
00-00	4	43	4	0	0	0	0	0	0	0	0	0	0	51	12	39

Grand Total

Time	Cls 1	Cls 2	Cls 3	Cls 4	Cls 5	Cls 6	Cls 7	Cls 8	Cls 9	Cls 10	Cls 11	Cls 12	Cls 13	Total	Total AB	Total BA
--	106	2921	326	3	69	16	0	3	0	0	0	0	2	3446	1590	1856

VancouverClass

Globals

Report Id	CustomList-559
Descriptor	VancouverClass
Created by	MetroCount Traffic Executive
Creation Time (UTC)	2016-08-18T21:18:57
Legal	Copyright (c)1997 - 2014 MetroCount
Graphic	header.bmp
Language	English
Country	United States
Time	UTC + -420 min
Create Version	4.0.6.0
Metric	Metric
Speed Unit	km/h
Length Unit	metre
Mass Unit	tonne

Dataset

Site Name	51-2900-Adanac 0
Site Attribute	51-2900-Adanac 0
File Name	H:\TRANSPORTATION\Data Management\MetroCount Files\51-2900-Adanac29Mar2016.EC0
File Type	Plus
Algorithm	Factory default axle
Description	51-2900-Adanac 0
Lane	0
Direction	8
Direction Text	8 - East bound A]B, West bound B]A.
Layout Text	Axle sensors - Paired (Class/Speed/Count)
Setup Time	2016-03-21T08:57:37
Start Time	2016-03-21T08:57:37
Finish Time	2016-03-29T09:35:37
Operator	JS
Configuration	00000000 80 00 14 6a 6a 00 00 00 00 00 , Standard

Profile

Name	Default Profile
Title	MetroCount Traffic Executive

Graphic Logo	
Header	
Footer	
Percentile 1	85
Percentile 2	95
Pace	20
Filter Start	2016-03-21T08:58:00
Filter End	2016-03-29T09:35:37
Class Scheme	Sample F3 No Bicycles
Low Speed	10
High Speed	160
Posted Limit	60
Speed Limits	60 60 60 60 60 60 60 60 60 60
Separation	0.000
Separation Type	Headway
Direction	North East South West
Encoded Direction	15

Column	
Time	24-hour time (0000 - 2359)
Cls 1	Class totals
Cls 2	Class totals
Cls 3	Class totals
Cls 4	Class totals
Cls 5	Class totals
Cls 6	Class totals
Cls 7	Class totals
Cls 8	Class totals
Cls 9	Class totals
Cls 10	Class totals
Cls 11	Class totals
Cls 12	Class totals
Cls 13	Class totals
Total	Number in time step
Total AB	Number in time step (AB)
Total BA	Number in time step (BA)

Monday, March 21, 2016

[illegible]

Tuesday, March 22, 2016

[illegible]

0900	0	12	2	0	0	0	0	0	0	0	0	0	14	6	8
1000	1	6	2	0	0	0	0	1	0	0	0	0	10	1	9
1100	0	14	4	0	1	1	0	0	0	0	0	0	20	9	11
1200	0	21	3	0	3	1	0	0	0	0	0	0	28	16	12
1300	0	12	5	0	1	1	0	0	0	0	0	0	19	12	7
1400	0	14	3	0	3	0	0	0	0	0	0	0	20	8	12
1500	2	21	5	0	2	0	0	0	0	0	0	0	30	17	13
1600	1	26	2	0	2	0	0	1	0	0	0	0	32	17	15
1700	2	30	3	0	0	1	0	1	0	0	0	0	37	22	15
1800	0	17	1	0	0	0	0	0	0	0	0	0	18	10	8
1900	0	18	1	0	0	0	0	0	0	0	0	0	19	7	12
2000	0	18	2	0	0	0	0	0	0	0	0	0	20	13	7
2100	0	11	3	0	0	0	0	0	0	0	0	0	14	10	4
2200	0	8	0	0	1	0	0	0	0	0	0	0	9	7	2
2300	0	4	0	0	0	0	0	0	0	0	0	0	4	1	3
07-09	0	35	5	0	0	0	0	0	0	0	0	0	40	11	29
16-18	3	56	5	0	2	1	0	2	0	0	0	0	69	39	30
09-16	3	100	24	0	10	3	0	1	0	0	0	0	141	69	72
00-00	7	276	43	0	13	4	0	3	0	0	0	0	346	170	176

Wednesday, March 23, 2016

[illegible]

1600	0	16	2	0	0	0	0	0	0	0	0	0	0	18	12	6
1700	0	35	2	0	0	0	0	0	0	0	0	0	0	37	22	15
1800	1	20	2	0	0	0	0	1	0	0	0	0	0	24	10	14
1900	0	13	1	0	0	0	0	0	0	0	0	0	0	14	7	7
2000	1	13	1	0	0	0	0	0	0	0	0	0	0	15	8	7
2100	1	5	2	0	0	0	0	0	0	0	0	0	0	8	5	3
2200	1	8	0	0	0	0	0	0	0	0	0	0	0	9	5	4
2300	0	4	0	0	1	0	0	0	0	0	0	0	0	5	4	1
07-09	2	45	12	0	0	0	0	0	0	0	0	0	0	59	13	46
16-18	0	51	4	0	0	0	0	0	0	0	0	0	0	55	34	21
09-16	6	126	24	0	3	3	0	0	0	0	0	0	0	162	84	78
00-00	13	302	47	0	4	3	0	1	0	0	0	0	0	370	177	193

Thursday, March 24, 2016

[illegible]

2300	0	10	0	0	0	0	0	0	0	0	0	0	0	0	10	7	3
07-09	1	41	3	0	1	0	0	0	0	0	0	0	0	0	46	14	32
16-18	2	50	6	0	0	0	0	0	0	0	0	0	0	0	58	35	23
09-16	3	104	18	0	5	3	0	0	0	0	0	0	0	0	133	69	64
00-00	14	313	39	0	8	5	0	0	0	0	0	0	0	0	379	186	193

Friday, March 25, 2016

Time	Cls 1	Cls 2	Cls 3	Cls 4	Cls 5	Cls 6	Cls 7	Cls 8	Cls 9	Cls 10	Cls 11	Cls 12	Cls 13	Total	Total AB	Total BA
0000	0	12	1	0	0	0	0	0	0	0	0	0	0	13	8	5
0100	0	6	1	0	0	0	0	0	0	0	0	0	0	7	3	4
0200	0	1	0	0	0	0	0	0	0	0	0	0	0	1	1	0
0300	0	1	0	0	0	0	0	0	0	0	0	0	0	1	0	1
0400	0	0	0	0	0	0	0	0	0	0	0	0	0	0	0	0
0500	0	3	0	0	0	0	0	0	0	0	0	0	0	3	0	3
0600	0	5	0	0	0	0	0	0	0	0	0	0	0	5	3	2
0700	0	4	0	0	0	0	0	0	0	0	0	0	0	4	1	3
0800	1	4	1	0	1	0	0	0	0	0	0	0	0	7	2	5
0900	0	9	2	0	0	0	0	0	0	0	0	0	1	12	7	5
1000	2	13	1	0	0	0	0	0	0	0	0	0	0	16	6	10
1100	0	18	4	0	0	1	0	0	0	0	0	0	1	24	12	12
1200	0	18	0	0	0	0	0	0	0	0	0	0	0	18	9	9
1300	1	15	5	0	0	0	0	0	0	0	0	0	0	21	9	12
1400	0	20	3	0	0	1	0	0	0	0	0	0	0	24	5	19
1500	1	11	2	0	0	0	0	0	0	0	0	0	0	14	8	6
1600	2	18	1	0	1	1	0	0	0	0	0	0	0	23	13	10
1700	1	27	1	0	0	0	0	0	0	0	0	0	0	29	15	14
1800	2	21	2	0	0	0	0	0	0	0	0	0	0	25	14	11
1900	0	22	0	0	1	0	0	0	0	0	0	0	0	23	6	17
2000	0	11	1	0	0	0	0	0	0	0	0	0	0	12	8	4
2100	1	12	2	0	1	0	0	0	0	0	0	0	0	16	7	9
2200	1	10	0	0	0	0	0	0	0	0	0	0	0	11	5	6
2300	0	6	0	0	0	0	0	0	0	0	0	0	0	6	3	3
07-09	1	8	1	0	1	0	0	0	0	0	0	0	0	11	3	8
16-18	3	45	2	0	1	1	0	0	0	0	0	0	0	52	28	24
09-16	4	104	17	0	0	2	0	0	0	0	0	0	2	129	56	73
00-00	12	267	27	0	4	3	0	0	0	0	0	0	2	315	145	170

Saturday, March 26, 2016

[illegible]

Sunday, March 27, 2016

[illegible]

[illegible]

Tuesday, March 29, 2016

[illegible]

Grand Total

Time	Cls 1	Cls 2	Cls 3	Cls 4	Cls 5	Cls 6	Cls 7	Cls 8	Cls 9	Cls 10	Cls 11	Cls 12	Cls 13	Total	Total AB	Total BA
--	95	2230	270	1	52	20	0	4	0	0	0	0	2	2674	1271	1403

VancouverClass

Globals

Report Id	CustomList-558
Descriptor	VancouverClass
Created by	MetroCount Traffic Executive
Creation Time (UTC)	2016-08-18T21:13:23
Legal	Copyright (c)1997 - 2014 MetroCount
Graphic	header.bmp
Language	English
Country	United States
Time	UTC + -420 min
Create Version	4.0.6.0
Metric	Metric
Speed Unit	km/h
Length Unit	metre
Mass Unit	tonne

Dataset

Site Name	51-2900-Adanac 0
Site Attribute	51-2900-Adanac 0
File Name	H:\TRANSPORTATION\Data Management\MetroCount Files\51-2900-Adanac14Apr2016.EC0
File Type	Plus
Algorithm	Factory default axle
Description	51-2900-Adanac 0
Lane	0
Direction	8
Direction Text	8 - East bound A]B, West bound B]A.
Layout Text	Axle sensors - Paired (Class/Speed/Count)
Setup Time	2016-03-29T09:37:40
Start Time	2016-03-29T09:37:40
Finish Time	2016-04-14T10:19:40
Operator	JS
Configuration	00000000 80 00 14 6a 6a 00 00 00 00 00 , Standard

Profile

Name	Default Profile
Title	MetroCount Traffic Executive

Graphic Logo	
Header	
Footer	
Percentile 1	85
Percentile 2	95
Pace	20
Filter Start	2016-03-29T09:38:00
Filter End	2016-04-14T10:19:40
Class Scheme	Sample F3 No Bicycles
Low Speed	10
High Speed	160
Posted Limit	60
Speed Limits	60 60 60 60 60 60 60 60 60 60
Separation	0.000
Separation Type	Headway
Direction	North East South West
Encoded Direction	15

Column	
Time	24-hour time (0000 - 2359)
Cls 1	Class totals
Cls 2	Class totals
Cls 3	Class totals
Cls 4	Class totals
Cls 5	Class totals
Cls 6	Class totals
Cls 7	Class totals
Cls 8	Class totals
Cls 9	Class totals
Cls 10	Class totals
Cls 11	Class totals
Cls 12	Class totals
Cls 13	Class totals
Total	Number in time step
Total AB	Number in time step (AB)
Total BA	Number in time step (BA)

Tuesday, March 29, 2016

Time	Cls 1	Cls 2	Cls 3	Cls 4	Cls 5	Cls 6	Cls 7	Cls 8	Cls 9	Cls 10	Cls 11	Cls 12	Cls 13	Total	Total AB	Total BA
0900	0	3	2	0	0	0	0	0	0	0	0	0	0	5	2	3
1000	3	15	2	0	1	0	0	0	0	0	0	0	0	21	8	13
1100	1	20	5	1	0	0	0	0	0	0	0	0	0	27	8	19
1200	0	11	4	1	0	0	0	0	0	0	0	0	0	16	6	10
1300	1	13	4	0	0	0	0	0	0	0	0	0	0	18	9	9
1400	1	16	1	0	1	0	0	0	0	0	0	0	0	19	9	10
1500	0	25	3	0	3	1	0	0	0	0	0	0	0	32	15	17
1600	2	21	1	0	0	0	0	0	0	0	0	0	0	24	14	10
1700	1	35	3	0	0	0	0	0	0	0	0	0	0	39	21	18
1800	3	20	2	0	0	0	0	0	0	0	0	0	0	25	14	11
1900	4	22	2	0	0	0	0	0	0	0	0	0	0	28	13	15
2000	0	18	2	0	0	0	0	0	0	0	0	0	0	20	10	10
2100	1	11	2	0	0	0	0	0	0	0	0	0	0	14	7	7
2200	1	16	0	0	0	0	0	0	0	0	0	0	0	17	7	10
2300	0	5	0	0	0	0	0	0	0	0	0	0	0	5	5	0
07-09	0	0	0	0	0	0	0	0	0	0	0	0	0	0	0	0
16-18	3	56	4	0	0	0	0	0	0	0	0	0	0	63	35	28
09-16	6	103	21	2	5	1	0	0	0	0	0	0	0	138	57	81
00-00	18	251	33	2	5	1	0	0	0	0	0	0	0	310	148	162

Wednesday, March 30, 2016

Time	Cls 1	Cls 2	Cls 3	Cls 4	Cls 5	Cls 6	Cls 7	Cls 8	Cls 9	Cls 10	Cls 11	Cls 12	Cls 13	Total	Total AB	Total BA
0000	0	5	0	0	1	0	0	0	0	0	0	0	0	6	4	2
0100	0	2	0	0	0	0	0	0	0	0	0	0	0	2	1	1
0200	0	2	0	0	0	0	0	0	0	0	0	0	0	2	0	2
0300	0	3	0	0	0	0	0	0	0	0	0	0	0	3	1	2
0400	0	2	0	0	0	0	0	0	0	0	0	0	0	2	1	1
0500	0	4	0	0	0	0	0	0	0	0	0	0	0	4	2	2
0600	2	5	0	0	0	0	0	0	0	0	0	0	0	7	1	6
0700	0	13	1	0	1	0	0	0	0	0	0	0	0	15	6	9
0800	1	55	3	0	0	0	0	0	2	0	0	0	0	61	10	51
0900	0	13	0	0	0	0	0	1	0	0	0	0	0	14	3	11

1000	3	16	2	0	1	0	0	0	0	0	0	0	0	22	10	12
1100	1	20	1	0	1	0	0	0	0	0	0	0	0	23	11	12
1200	1	14	6	0	1	1	0	0	0	0	0	0	0	23	11	12
1300	0	19	2	0	2	0	0	0	0	0	0	0	0	23	8	15
1400	0	17	0	0	1	0	0	0	0	0	0	0	0	18	11	7
1500	2	18	4	0	1	0	0	0	0	0	0	0	0	25	11	14
1600	3	16	5	0	0	1	0	0	0	0	0	0	0	25	17	8
1700	3	30	4	0	0	0	0	0	0	0	0	0	0	37	18	19
1800	0	20	2	0	0	0	0	0	0	0	0	0	0	22	12	10
1900	1	17	1	0	1	2	0	0	0	0	0	0	0	22	11	11
2000	0	15	2	0	0	0	0	0	0	0	0	0	0	17	11	6
2100	0	11	0	0	0	0	0	0	0	0	0	0	0	11	3	8
2200	2	9	2	0	0	0	0	0	0	0	0	0	0	13	6	7
2300	0	11	1	0	0	0	0	0	0	0	0	0	0	12	6	6
07-09	1	68	4	0	1	0	0	0	2	0	0	0	0	76	16	60
16-18	6	46	9	0	0	1	0	0	0	0	0	0	0	62	35	27
09-16	7	117	15	0	7	1	0	1	0	0	0	0	0	148	65	83
00-00	19	337	36	0	10	4	0	1	2	0	0	0	0	409	175	234

Thursday, March 31, 2016

[illegible]

[illegible]

Friday, April 01, 2016

[illegible]

07-09	1	54	6	0	1	1	0	0	0	0	0	0	0	63	8	55
16-18	5	68	3	0	3	0	0	0	0	0	0	0	0	79	33	46
09-16	6	134	23	0	12	1	0	0	0	0	0	0	0	176	81	95
00-00	24	377	39	0	17	3	0	0	0	0	0	0	0	460	186	274

Saturday, April 02, 2016

Time	Cls 1	Cls 2	Cls 3	Cls 4	Cls 5	Cls 6	Cls 7	Cls 8	Cls 9	Cls 10	Cls 11	Cls 12	Cls 13	Total	Total AB	Total BA
0000	0	6	0	0	0	0	0	0	0	0	0	0	0	6	4	2
0100	0	8	0	0	0	0	0	0	0	0	0	0	0	8	4	4
0200	0	3	0	0	0	0	0	0	0	0	0	0	0	3	2	1
0300	0	1	0	0	0	0	0	0	0	0	0	0	0	1	1	0
0400	0	1	0	0	0	0	0	0	0	0	0	0	0	1	0	1
0500	1	2	0	0	0	0	0	0	0	0	0	0	0	3	2	1
0600	0	0	2	0	0	0	0	0	0	0	0	0	0	2	1	1
0700	0	6	1	0	0	0	0	0	0	0	0	0	0	7	2	5
0800	1	12	1	0	0	0	0	0	0	0	0	0	1	15	4	11
0900	0	18	2	0	0	0	0	0	0	0	0	0	0	20	10	10
1000	2	16	3	0	0	0	0	0	0	0	0	0	1	22	11	11
1100	1	14	5	0	0	1	0	0	0	0	0	0	0	21	8	13
1200	1	21	1	0	0	0	0	0	0	0	0	0	0	23	9	14
1300	1	20	6	0	0	0	0	0	0	0	0	0	0	27	14	13
1400	1	15	2	0	0	0	0	0	0	0	0	0	0	18	8	10
1500	1	25	6	0	0	0	0	0	0	0	0	0	0	32	16	16
1600	3	25	5	0	0	1	0	0	0	0	0	0	0	34	11	23
1700	0	18	3	0	0	0	0	0	0	0	0	0	0	21	12	9
1800	1	22	1	0	0	1	0	0	0	0	0	0	0	25	6	19
1900	2	13	0	0	0	0	0	0	0	0	0	0	0	15	2	13
2000	0	12	2	0	1	0	0	0	0	0	0	0	0	15	9	6
2100	0	16	2	0	1	0	0	0	0	0	0	0	0	19	9	10
2200	0	6	1	0	0	0	0	0	0	0	0	0	0	7	4	3
2300	0	10	0	0	0	0	0	0	0	0	0	0	0	10	5	5
07-09	1	18	2	0	0	0	0	0	0	0	0	0	1	22	6	16
16-18	3	43	8	0	0	1	0	0	0	0	0	0	0	55	23	32
09-16	7	129	25	0	0	1	0	0	0	0	0	0	1	163	76	87
00-00	15	290	43	0	2	3	0	0	0	0	0	0	2	355	154	201

Sunday, April 03, 2016

[illegible]

Monday, April 04, 2016

[illegible]

0300	0	0	0	0	0	0	0	0	0	0	0	0	0	0	0	0
0400	0	0	0	0	0	0	0	0	0	0	0	0	0	0	0	0
0500	0	3	1	0	0	0	0	0	0	0	0	0	0	4	1	3
0600	1	4	0	0	0	0	0	0	0	0	0	0	0	5	0	5
0700	1	15	2	0	0	0	0	0	0	0	0	0	0	18	4	14
0800	3	31	1	0	0	1	0	0	0	0	0	0	0	36	5	31
0900	0	15	1	0	1	0	0	0	0	0	0	0	0	17	10	7
1000	0	11	1	0	1	0	0	0	0	0	0	0	0	13	7	6
1100	1	13	2	0	2	0	0	0	0	0	0	0	0	18	9	9
1200	1	11	2	0	0	0	0	0	0	0	0	0	0	14	7	7
1300	0	12	3	0	0	0	0	0	0	0	0	0	0	15	6	9
1400	0	25	2	0	2	0	0	0	0	0	0	0	0	29	20	9
1500	3	14	2	0	2	1	0	0	0	0	0	0	0	22	10	12
1600	1	21	3	0	0	0	0	0	0	0	0	0	0	25	14	11
1700	2	23	5	0	0	0	0	0	0	0	0	0	0	30	22	8
1800	3	22	2	0	0	0	0	1	0	0	0	0	0	28	15	13
1900	3	15	1	0	0	0	0	0	0	0	0	0	0	19	10	9
2000	0	13	0	0	1	0	0	0	0	0	0	0	0	14	5	9
2100	1	18	2	0	0	0	0	0	0	0	0	0	0	21	9	12
2200	1	15	0	0	0	0	0	0	0	0	0	0	0	16	8	8
2300	0	4	0	0	0	0	0	0	0	0	0	0	0	4	3	1
07-09	4	46	3	0	0	1	0	0	0	0	0	0	0	54	9	45
16-18	3	44	8	0	0	0	0	0	0	0	0	0	0	55	36	19
09-16	5	101	13	0	8	1	0	0	0	0	0	0	0	128	69	59
00-00	21	286	30	0	9	2	0	1	0	0	0	0	0	349	166	183

Tuesday, April 05, 2016

[illegible]

[illegible]

Wednesday, April 06, 2016

[illegible]

1700	4	26	3	0	0	0	0	0	0	0	0	0	0	33	17	16
1800	3	21	2	0	0	0	0	0	0	0	0	0	0	26	12	14
1900	2	14	3	0	0	0	0	0	0	0	0	0	0	19	10	9
2000	0	13	0	0	0	0	0	0	0	0	0	0	0	13	7	6
2100	3	11	1	0	2	0	0	0	0	0	0	0	0	17	8	9
2200	1	14	0	0	0	0	0	0	0	0	0	0	0	15	7	8
2300	0	8	1	0	0	0	0	0	0	0	0	0	0	9	5	4
07-09	2	66	9	0	1	1	0	1	0	0	0	0	0	80	18	62
16-18	7	47	6	0	1	0	0	0	0	0	0	0	0	61	32	29
09-16	4	103	19	0	7	0	0	0	0	0	0	0	0	133	63	70
00-00	23	312	43	0	12	1	0	1	0	0	0	0	0	392	169	223

Thursday, April 07, 2016

[illegible]

07-09	4	67	6	0	1	0	0	0	0	0	0	0	0	78	15	63
16-18	4	45	3	0	0	0	0	0	0	0	0	0	0	52	28	24
09-16	12	112	23	1	2	1	0	1	0	0	0	0	0	152	65	87
00-00	27	339	42	1	5	1	0	1	0	0	0	0	1	417	177	240

Friday, April 08, 2016

Time	Cls 1	Cls 2	Cls 3	Cls 4	Cls 5	Cls 6	Cls 7	Cls 8	Cls 9	Cls 10	Cls 11	Cls 12	Cls 13	Total	Total AB	Total BA
0000	0	4	0	0	0	0	0	0	0	0	0	0	0	4	1	3
0100	1	1	0	0	0	0	0	0	0	0	0	0	0	2	1	1
0200	1	0	0	0	0	0	0	0	0	0	0	0	0	1	1	0
0300	0	2	0	0	0	0	0	0	0	0	0	0	0	2	0	2
0400	0	1	0	0	0	0	0	0	0	0	0	0	0	1	1	0
0500	0	4	0	0	0	0	0	0	0	0	0	0	0	4	0	4
0600	1	6	0	0	0	0	0	0	0	0	0	0	0	7	0	7
0700	1	13	0	0	0	0	0	0	0	0	0	0	0	14	3	11
0800	1	40	6	0	1	1	0	0	0	0	0	0	0	49	12	37
0900	0	11	4	0	1	0	0	0	0	0	0	0	0	16	4	12
1000	1	15	4	0	0	0	0	0	0	0	0	0	0	20	8	12
1100	2	16	3	0	0	0	0	0	0	0	0	0	0	21	13	8
1200	1	21	4	0	1	0	0	0	0	0	0	0	0	27	14	13
1300	0	13	4	0	1	0	0	0	0	0	0	0	0	18	11	7
1400	3	15	3	0	2	0	0	0	0	0	0	0	0	23	10	13
1500	2	21	8	0	2	0	0	0	0	0	0	0	0	33	19	14
1600	4	24	4	0	1	0	0	0	0	0	0	0	0	33	17	16
1700	3	27	7	0	0	0	0	0	0	0	0	0	0	37	17	20
1800	3	17	4	0	0	0	0	0	0	0	0	0	0	24	14	10
1900	0	21	1	0	1	0	0	0	0	0	0	0	0	23	11	12
2000	1	25	2	0	0	0	0	0	0	0	0	0	0	28	17	11
2100	1	13	4	0	0	0	0	0	0	0	0	0	0	18	13	5
2200	0	13	1	0	0	0	0	0	0	0	0	0	0	14	8	6
2300	0	7	1	0	1	0	0	0	0	0	0	0	0	9	6	3
07-09	2	53	6	0	1	1	0	0	0	0	0	0	0	63	15	48
16-18	7	51	11	0	1	0	0	0	0	0	0	0	0	70	34	36
09-16	9	112	30	0	7	0	0	0	0	0	0	0	0	158	79	79
00-00	26	330	60	0	11	1	0	0	0	0	0	0	0	428	201	227

Saturday, April 09, 2016

Time	Cls 1	Cls 2	Cls 3	Cls 4	Cls 5	Cls 6	Cls 7	Cls 8	Cls 9	Cls 10	Cls 11	Cls 12	Cls 13	Total	Total AB	Total BA
0000	0	2	0	0	0	0	0	0	0	0	0	0	0	2	1	1
0100	0	6	0	0	0	0	0	0	0	0	0	0	0	6	5	1
0200	0	3	0	0	0	0	0	0	0	0	0	0	0	3	2	1
0300	0	2	0	0	0	0	0	0	0	0	0	0	0	2	1	1
0400	0	3	0	0	0	0	0	0	0	0	0	0	0	3	0	3
0500	0	1	0	0	0	0	0	0	0	0	0	0	0	1	0	1
0600	0	4	2	0	0	0	0	0	0	0	0	0	0	6	3	3
0700	0	3	1	0	1	0	0	0	0	0	0	0	0	5	2	3
0800	0	13	3	0	0	0	0	0	0	0	0	0	1	17	6	11
0900	0	19	5	0	0	0	0	0	0	0	0	0	0	24	7	17
1000	2	16	3	0	1	1	0	0	0	0	0	0	0	23	9	14
1100	1	42	6	0	0	0	0	0	0	0	0	0	1	50	15	35
1200	0	27	3	0	1	0	0	1	0	0	0	0	0	32	12	20
1300	1	37	6	0	0	0	0	0	0	0	0	0	0	44	17	27
1400	1	25	1	0	2	0	0	0	0	0	0	0	0	29	16	13
1500	1	29	6	0	0	0	0	0	0	0	0	0	0	36	16	20
1600	1	32	2	0	0	0	0	0	0	0	0	0	0	35	16	19
1700	1	27	2	0	1	0	0	0	0	0	0	0	0	31	16	15
1800	1	26	3	0	1	0	0	0	0	0	0	0	0	31	18	13
1900	0	16	1	0	0	0	0	0	0	0	0	0	0	17	10	7
2000	0	21	2	0	0	0	0	0	0	0	0	0	0	23	12	11
2100	0	23	0	0	1	0	0	0	0	0	0	0	0	24	9	15
2200	1	14	2	0	0	0	0	0	0	0	0	0	0	17	10	7
2300	0	12	1	0	0	0	0	0	0	0	0	0	0	13	8	5
07-09	0	16	4	0	1	0	0	0	0	0	0	0	1	22	8	14
16-18	2	59	4	0	1	0	0	0	0	0	0	0	0	66	32	34
09-16	6	195	30	0	4	1	0	1	0	0	0	0	1	238	92	146
00-00	10	403	49	0	8	1	0	1	0	0	0	0	2	474	211	263

Sunday, April 10, 2016

[illegible]

0300	0	3	0	0	0	0	0	0	0	0	0	0	0	3	1	2
0400	0	1	0	0	0	0	0	0	0	0	0	0	0	1	0	1
0500	0	2	0	0	0	0	0	0	0	0	0	0	0	2	0	2
0600	0	4	0	0	0	0	0	0	0	0	0	0	0	4	2	2
0700	0	5	1	0	0	0	0	0	0	0	0	0	0	6	4	2
0800	0	3	0	0	0	0	0	0	0	0	0	0	0	3	1	2
0900	0	8	3	0	1	0	0	0	0	0	0	0	0	12	4	8
1000	1	13	2	0	0	0	0	0	0	0	0	0	0	16	9	7
1100	0	25	0	0	0	0	0	0	0	0	0	0	0	25	11	14
1200	1	16	2	0	0	0	0	0	0	0	0	0	0	19	13	6
1300	0	15	0	0	1	0	0	0	0	0	0	0	0	16	10	6
1400	0	29	4	0	0	0	0	0	0	0	0	0	1	34	13	21
1500	0	18	0	0	0	0	0	0	0	0	0	0	0	18	10	8
1600	1	20	1	0	0	0	0	0	0	0	0	0	0	22	11	11
1700	1	16	2	0	1	0	0	0	0	0	0	0	0	20	11	9
1800	1	17	1	0	0	0	0	0	0	0	0	0	0	19	12	7
1900	2	13	2	0	0	0	0	0	0	0	0	0	0	17	7	10
2000	1	11	1	0	0	0	0	0	0	0	0	0	0	13	5	8
2100	1	21	0	0	0	0	0	0	0	0	0	0	0	22	14	8
2200	2	13	0	0	1	0	0	0	0	0	0	0	0	16	9	7
2300	0	2	1	0	0	0	0	0	0	0	0	0	0	3	1	2
07-09	0	8	1	0	0	0	0	0	0	0	0	0	0	9	5	4
16-18	2	36	3	0	1	0	0	0	0	0	0	0	0	42	22	20
09-16	2	124	11	0	2	0	0	0	0	0	0	0	1	140	70	70
00-00	11	273	20	0	4	0	0	0	0	0	0	0	1	309	159	150

Monday, April 11, 2016

[illegible]

[illegible]

Tuesday, April 12, 2016

[illegible]

[illegible]

Wednesday, April 13, 2016

[illegible]

07-09	3	66	7	1	1	0	1	0	0	0	0	0	0	79	16	63
16-18	3	52	3	0	0	1	0	1	0	0	0	0	0	60	33	27
09-16	4	118	17	0	8	1	1	0	0	0	0	0	0	149	70	79
00-00	14	329	34	1	11	2	2	1	0	0	0	0	0	394	166	228

Thursday, April 14, 2016

Time	Cls 1	Cls 2	Cls 3	Cls 4	Cls 5	Cls 6	Cls 7	Cls 8	Cls 9	Cls 10	Cls 11	Cls 12	Cls 13	Total	Total AB	Total BA
0000	0	2	0	0	0	0	0	0	0	0	0	0	0	2	1	1
0100	0	1	0	0	0	0	0	0	0	0	0	0	0	1	1	0
0200	1	2	0	0	0	0	0	0	0	0	0	0	0	3	3	0
0300	0	1	0	0	0	0	0	0	0	0	0	0	0	1	0	1
0400	0	0	0	0	0	0	0	0	0	0	0	0	0	0	0	0
0500	1	3	0	0	0	0	0	0	0	0	0	0	0	4	2	2
0600	1	6	4	0	0	0	0	0	0	0	0	0	0	11	2	9
0700	1	23	1	0	1	0	0	0	0	0	0	0	0	26	7	19
0800	1	52	6	0	0	0	0	0	0	0	0	0	0	59	11	48
0900	0	18	3	0	1	0	0	0	0	0	0	0	0	22	6	16
1000	1	5	2	0	0	0	0	0	0	0	0	0	0	8	4	4
07-09	2	75	7	0	1	0	0	0	0	0	0	0	0	85	18	67
16-18	0	0	0	0	0	0	0	0	0	0	0	0	0	0	0	0
09-16	1	23	5	0	1	0	0	0	0	0	0	0	0	30	10	20
00-00	6	113	16	0	2	0	0	0	0	0	0	0	0	137	37	100

Grand Total

Time	Cls 1	Cls 2	Cls 3	Cls 4	Cls 5	Cls 6	Cls 7	Cls 8	Cls 9	Cls 10	Cls 11	Cls 12	Cls 13	Total	Total AB	Total BA
--	288	5148	605	5	139	26	2	6	2	0	0	0	6	6227	2713	3514

VancouverClass

Globals

Report Id	CustomList-621
Descriptor	VancouverClass
Created by	MetroCount Traffic Executive
Creation Time (UTC)	2016-08-22T21:05:33
Legal	Copyright (c)1997 - 2014 MetroCount
Graphic	header.bmp
Language	English
Country	United States
Time	UTC + -420 min
Create Version	4.0.6.0
Metric	Metric
Speed Unit	km/h
Length Unit	metre
Mass Unit	tonne

Dataset

Site Name	60-3100-Adanac-St 0
Site Attribute	60-3100-Adanac-St 0
File Name	H:\TRANSPORTATION\Data Management\MetroCount Files\60-3100-Adanac-St21Mar2016.EC0
File Type	Plus
Algorithm	Factory default axle
Description	60-3100-Adanac-St 0
Lane	0
Direction	8
Direction Text	8 - East bound A]B, West bound B]A.
Layout Text	Axle sensors - Paired (Class/Speed/Count)
Setup Time	2016-03-10T10:51:16
Start Time	2016-03-10T10:51:16
Finish Time	2016-03-21T07:52:16
Operator	RG
Configuration	00000000 80 00 14 6a 6a 00 00 00 00 00 , Standard

Profile

Name	Default Profile
Title	MetroCount Traffic Executive

Graphic Logo	
Header	
Footer	
Percentile 1	85
Percentile 2	95
Pace	20
Filter Start	2016-03-10T10:52:00
Filter End	2016-03-21T07:52:16
Class Scheme	Sample F3 No Bicycles
Low Speed	10
High Speed	160
Posted Limit	60
Speed Limits	60 60 60 60 60 60 60 60 60 60
Separation	0.000
Separation Type	Headway
Direction	North East South West
Encoded Direction	15

Column	
Time	24-hour time (0000 - 2359)
Cls 1	Class totals
Cls 2	Class totals
Cls 3	Class totals
Cls 4	Class totals
Cls 5	Class totals
Cls 6	Class totals
Cls 7	Class totals
Cls 8	Class totals
Cls 9	Class totals
Cls 10	Class totals
Cls 11	Class totals
Cls 12	Class totals
Cls 13	Class totals
Total	Number in time step
Total AB	Number in time step (AB)
Total BA	Number in time step (BA)

Thursday, March 10, 2016

[illegible]

Friday, March 11, 2016

[illegible]

[illegible]

Saturday, March 12, 2016

[illegible]

[illegible]

Sunday, March 13, 2016

[illegible]

16-18	0	22	3	1	0	0	0	0	0	0	0	0	0	26	18	8
09-16	1	91	18	0	2	1	0	0	0	0	0	0	0	113	60	53
00-00	2	187	26	1	2	2	0	0	0	0	0	0	0	220	125	95

Monday, March 14, 2016

Time	Cls 1	Cls 2	Cls 3	Cls 4	Cls 5	Cls 6	Cls 7	Cls 8	Cls 9	Cls 10	Cls 11	Cls 12	Cls 13	Total	Total AB	Total BA
0000	0	1	0	0	0	0	0	0	0	0	0	0	0	1	0	1
0100	0	2	1	0	0	0	0	0	0	0	0	0	0	3	0	3
0200	0	0	0	0	0	0	0	0	0	0	0	0	0	0	0	0
0300	0	0	0	0	0	0	0	0	0	0	0	0	0	0	0	0
0400	0	1	0	0	0	0	0	0	0	0	0	0	0	1	0	1
0500	2	2	0	0	0	0	0	0	0	0	0	0	0	4	0	4
0600	1	7	1	0	0	0	0	0	0	0	0	0	0	9	3	6
0700	2	16	2	0	1	0	0	0	0	0	0	0	0	21	6	15
0800	2	8	2	1	0	0	0	0	0	0	0	0	0	13	6	7
0900	1	7	1	0	1	0	0	0	0	0	0	0	0	10	2	8
1000	0	6	5	0	0	0	0	0	0	0	0	0	0	11	3	8
1100	0	9	1	0	0	0	0	0	0	0	0	0	0	10	6	4
1200	0	11	4	0	0	0	0	0	0	0	0	0	0	15	7	8
1300	1	12	0	0	0	0	0	0	0	0	0	0	0	13	5	8
1400	3	20	1	0	0	0	0	0	0	0	0	0	0	24	14	10
1500	0	15	4	0	0	0	0	0	0	0	0	0	0	19	12	7
1600	2	20	0	0	0	0	0	0	0	0	0	0	0	22	15	7
1700	1	14	0	0	0	0	0	0	0	0	0	0	0	15	9	6
1800	0	12	0	0	0	0	0	0	0	0	0	0	0	12	6	6
1900	0	11	1	0	1	1	0	0	0	0	0	0	0	14	11	3
2000	0	4	0	0	1	0	0	0	0	0	0	0	0	5	2	3
2100	0	9	0	0	0	0	0	0	0	0	0	0	0	9	5	4
2200	0	4	0	0	0	0	0	0	0	0	0	0	0	4	3	1
2300	0	1	1	0	0	0	0	0	0	0	0	0	0	2	1	1
07-09	4	24	4	1	1	0	0	0	0	0	0	0	0	34	12	22
16-18	3	34	0	0	0	0	0	0	0	0	0	0	0	37	24	13
09-16	5	80	16	0	1	0	0	0	0	0	0	0	0	102	49	53
00-00	15	192	24	1	4	1	0	0	0	0	0	0	0	237	116	121

Tuesday, March 15, 2016

[illegible]

Wednesday, March 16, 2016

[illegible]

[illegible]

Thursday, March 17, 2016

[illegible]

1100	0	12	0	0	1	1	0	0	0	0	0	0	14	4	10
1200	0	13	0	0	1	1	0	0	0	0	0	0	15	6	9
1300	0	19	0	0	1	0	0	0	0	0	0	0	20	12	8
1400	2	19	1	0	0	0	0	0	0	0	0	0	22	14	8
1500	4	22	4	0	0	0	0	0	0	0	0	0	30	16	14
1600	1	24	1	0	0	0	0	0	0	0	0	0	26	15	11
1700	3	16	1	0	0	0	0	0	0	0	0	0	20	14	6
1800	1	19	1	0	0	0	0	0	0	0	0	0	21	12	9
1900	3	7	1	0	0	0	0	0	0	0	0	0	11	5	6
2000	0	10	1	0	1	0	0	0	0	0	0	0	12	8	4
2100	1	8	2	0	0	0	0	0	0	0	0	0	11	7	4
2200	0	7	1	0	0	0	0	0	0	0	0	0	8	3	5
2300	1	3	0	0	0	0	0	0	0	0	0	0	4	4	0
07-09	4	28	1	0	1	1	1	0	0	0	0	0	36	11	25
16-18	4	40	2	0	0	0	0	0	0	0	0	0	46	29	17
09-16	7	104	9	0	3	3	0	0	0	0	0	0	126	62	64
00-00	24	239	22	0	5	4	1	0	0	0	0	0	295	149	146

Friday, March 18, 2016

[illegible]

1800	2	10	2	0	0	0	0	0	0	0	0	0	0	14	11	3
1900	0	17	0	0	0	0	0	0	0	0	0	0	0	17	8	9
2000	1	4	0	0	1	0	0	0	0	0	0	0	0	6	2	4
2100	0	5	0	0	0	0	0	0	0	0	0	0	0	5	3	2
2200	1	6	0	0	0	0	0	0	0	0	0	0	0	7	5	2
2300	0	8	1	0	0	0	0	0	0	0	0	0	0	9	3	6
07-09	2	31	5	0	0	0	0	0	0	0	0	0	0	38	13	25
16-18	2	52	4	0	0	0	0	0	0	0	0	0	0	58	26	32
09-16	6	125	23	0	5	1	0	0	0	0	0	0	1	161	96	65
00-00	16	276	41	0	8	1	0	0	0	0	0	0	1	343	176	167

Saturday, March 19, 2016

Time	Cls 1	Cls 2	Cls 3	Cls 4	Cls 5	Cls 6	Cls 7	Cls 8	Cls 9	Cls 10	Cls 11	Cls 12	Cls 13	Total	Total AB	Total BA
0000	0	4	0	0	0	0	0	0	0	0	0	0	0	4	2	2
0100	0	2	1	0	0	0	0	0	0	0	0	0	0	3	2	1
0200	0	2	0	0	0	0	0	0	0	0	0	0	0	2	1	1
0300	0	4	1	0	0	0	0	0	0	0	0	0	0	5	0	5
0400	0	1	0	0	0	0	0	0	0	0	0	0	0	1	1	0
0500	0	1	0	0	0	0	0	0	0	0	0	0	0	1	0	1
0600	1	4	1	0	1	0	0	0	0	0	0	0	0	7	2	5
0700	0	4	0	0	0	0	0	0	0	0	0	0	0	4	4	0
0800	1	10	3	0	0	0	0	0	0	0	0	0	1	15	8	7
0900	0	17	2	0	0	0	0	0	0	0	0	0	0	19	10	9
1000	1	16	4	0	1	0	0	0	0	0	0	0	0	22	13	9
1100	0	21	1	0	0	0	0	0	0	0	0	0	0	22	14	8
1200	2	18	1	0	1	0	0	0	0	0	0	0	1	23	13	10
1300	1	24	4	0	0	0	0	0	0	0	0	0	0	29	15	14
1400	1	22	3	0	0	0	0	0	0	0	0	0	0	26	19	7
1500	1	21	6	0	0	0	0	0	0	0	0	0	0	28	17	11
1600	2	13	3	0	1	1	0	0	0	0	0	0	0	20	9	11
1700	0	11	3	0	0	1	0	0	0	0	0	0	0	15	9	6
1800	0	18	1	0	0	0	0	0	0	0	0	0	0	19	12	7
1900	0	17	0	0	0	0	0	0	0	0	0	0	0	17	9	8
2000	0	10	1	0	1	0	0	0	0	0	0	0	0	12	6	6
2100	0	9	2	0	0	0	0	0	0	0	0	0	0	11	5	6
2200	1	9	1	0	0	0	0	0	0	0	0	0	0	11	6	5
2300	0	5	0	0	0	0	0	0	0	0	0	0	0	5	2	3
07-09	1	14	3	0	0	0	0	0	0	0	0	0	1	19	12	7

16-18	2	24	6	0	1	2	0	0	0	0	0	0	0	35	18	17
09-16	6	139	21	0	2	0	0	0	0	0	0	0	1	169	101	68
00-00	11	263	38	0	5	2	0	0	0	0	0	0	2	321	179	142

Sunday, March 20, 2016

Time	Cls 1	Cls 2	Cls 3	Cls 4	Cls 5	Cls 6	Cls 7	Cls 8	Cls 9	Cls 10	Cls 11	Cls 12	Cls 13	Total	Total AB	Total BA
0000	0	3	0	0	0	0	0	0	0	0	0	0	0	3	3	0
0100	0	3	0	0	0	0	0	0	0	0	0	0	0	3	2	1
0200	0	3	0	0	0	0	0	0	0	0	0	0	0	3	2	1
0300	0	1	0	0	0	0	0	0	0	0	0	0	0	1	0	1
0400	0	2	0	0	0	0	0	0	0	0	0	0	0	2	2	0
0500	0	0	0	0	0	0	0	0	0	0	0	0	0	0	0	0
0600	0	0	2	0	0	0	0	0	0	0	0	0	0	2	0	2
0700	0	5	1	0	0	0	0	0	0	0	0	0	0	6	3	3
0800	0	10	5	0	0	0	0	0	0	0	0	0	0	15	9	6
0900	0	17	1	0	0	0	0	0	0	0	0	0	0	18	8	10
1000	0	15	0	0	1	0	0	0	0	0	0	0	0	16	11	5
1100	0	20	4	0	1	0	0	0	0	0	0	0	0	25	8	17
1200	0	14	5	0	1	0	0	0	0	0	0	0	0	20	15	5
1300	0	18	1	0	1	0	0	0	0	0	0	0	0	20	10	10
1400	0	8	2	0	1	0	0	0	0	0	0	0	0	11	6	5
1500	1	12	3	0	0	0	0	0	0	0	0	0	0	16	13	3
1600	0	10	4	0	0	0	0	0	0	0	0	0	0	14	8	6
1700	0	10	1	0	0	0	0	0	0	0	0	0	0	11	7	4
1800	0	13	1	0	0	0	0	0	0	0	0	0	0	14	8	6
1900	0	9	1	0	0	0	0	0	0	0	0	0	0	10	5	5
2000	0	13	1	0	0	0	0	0	0	0	0	0	0	14	7	7
2100	0	10	0	0	0	0	0	0	0	0	0	0	0	10	4	6
2200	1	3	0	0	0	0	0	0	0	0	0	0	0	4	3	1
2300	0	5	0	0	0	0	0	0	0	0	0	0	0	5	3	2
07-09	0	15	6	0	0	0	0	0	0	0	0	0	0	21	12	9
16-18	0	20	5	0	0	0	0	0	0	0	0	0	0	25	15	10
09-16	1	104	16	0	5	0	0	0	0	0	0	0	0	126	71	55
00-00	2	204	32	0	5	0	0	0	0	0	0	0	0	243	137	106

Monday, March 21, 2016

Time	Cls 1	Cls 2	Cls 3	Cls 4	Cls 5	Cls 6	Cls 7	Cls 8	Cls 9	Cls 10	Cls 11	Cls 12	Cls 13	Total	Total AB	Total BA
0000	0	0	0	0	0	0	0	0	0	0	0	0	0	0	0	0
0100	0	1	0	0	0	0	0	0	0	0	0	0	0	1	0	1
0200	0	2	0	0	0	0	0	0	0	0	0	0	0	2	2	0
0300	0	0	0	0	0	0	0	0	0	0	0	0	0	0	0	0
0400	0	1	0	0	0	0	0	0	0	0	0	0	0	1	0	1
0500	2	1	2	0	0	0	0	0	0	0	0	0	0	5	0	5
0600	1	6	2	0	0	0	0	0	0	0	0	0	0	9	1	8
0700	0	19	2	0	1	0	0	0	0	0	0	0	0	22	8	14
07-09	0	19	2	0	1	0	0	0	0	0	0	0	0	22	8	14
16-18	0	0	0	0	0	0	0	0	0	0	0	0	0	0	0	0
09-16	0	0	0	0	0	0	0	0	0	0	0	0	0	0	0	0
00-00	3	30	6	0	1	0	0	0	0	0	0	0	0	40	11	29

Grand Total

Time	Cls 1	Cls 2	Cls 3	Cls 4	Cls 5	Cls 6	Cls 7	Cls 8	Cls 9	Cls 10	Cls 11	Cls 12	Cls 13	Total	Total AB	Total BA
--	136	2529	342	3	64	18	1	0	0	0	0	0	3	3096	1628	1468

VancouverClass

Globals

Report Id	CustomList-622
Descriptor	VancouverClass
Created by	MetroCount Traffic Executive
Creation Time (UTC)	2016-08-22T21:06:38
Legal	Copyright (c)1997 - 2014 MetroCount
Graphic	header.bmp
Language	English
Country	United States
Time	UTC + -420 min
Create Version	4.0.6.0
Metric	Metric
Speed Unit	km/h
Length Unit	metre
Mass Unit	tonne

Dataset

Site Name	60-3100-Adanac-St 0
Site Attribute	60-3100-Adanac-St 0
File Name	H:\TRANSPORTATION\Data Management\MetroCount Files\60-3100-Adanac-St29Mar2016.EC0
File Type	Plus
Algorithm	Factory default axle
Description	60-3100-Adanac-St 0
Lane	0
Direction	8
Direction Text	8 - East bound A]B, West bound B]A.
Layout Text	Axle sensors - Paired (Class/Speed/Count)
Setup Time	2016-03-21T08:54:02
Start Time	2016-03-21T08:54:02
Finish Time	2016-03-29T09:33:02
Operator	RG
Configuration	00000000 80 00 14 6a 6a 00 00 00 00 00 , Standard

Profile

Name	Default Profile
Title	MetroCount Traffic Executive

Graphic Logo	
Header	
Footer	
Percentile 1	85
Percentile 2	95
Pace	20
Filter Start	2016-03-21T08:55:00
Filter End	2016-03-29T09:33:02
Class Scheme	Sample F3 No Bicycles
Low Speed	10
High Speed	160
Posted Limit	60
Speed Limits	60 60 60 60 60 60 60 60 60 60
Separation	0.000
Separation Type	Headway
Direction	North East South West
Encoded Direction	15

Column	
Time	24-hour time (0000 - 2359)
Cls 1	Class totals
Cls 2	Class totals
Cls 3	Class totals
Cls 4	Class totals
Cls 5	Class totals
Cls 6	Class totals
Cls 7	Class totals
Cls 8	Class totals
Cls 9	Class totals
Cls 10	Class totals
Cls 11	Class totals
Cls 12	Class totals
Cls 13	Class totals
Total	Number in time step
Total AB	Number in time step (AB)
Total BA	Number in time step (BA)

[illegible]

Wednesday, March 23, 2016

[illegible]

[illegible]

Thursday, March 24, 2016

[illegible]

2400	0	8	0	0	0	0	0	0	0	0	0	0	0	0	8	4	4
07-09	1	23	3	0	0	0	0	0	0	0	0	0	0	0	27	8	19
16-18	3	55	10	0	0	1	0	0	0	0	0	0	0	0	69	48	21
09-16	3	73	11	0	2	2	0	0	0	0	0	0	0	0	91	47	44
00-24	15	227	39	0	2	3	0	0	0	0	0	0	0	0	286	150	136

Friday, March 25, 2016

Time	Cls 1	Cls 2	Cls 3	Cls 4	Cls 5	Cls 6	Cls 7	Cls 8	Cls 9	Cls 10	Cls 11	Cls 12	Cls 13	Total	Total AB	Total BA
0100	0	5	1	0	0	0	0	0	0	0	0	0	0	6	4	2
0200	0	1	1	0	0	0	0	0	0	0	0	0	0	2	0	2
0300	0	2	0	0	0	0	0	0	0	0	0	0	0	2	1	1
0400	0	2	0	0	0	0	0	0	0	0	0	0	0	2	1	1
0500	0	0	0	0	0	0	0	0	0	0	0	0	0	0	0	0
0600	0	2	0	0	0	0	0	0	0	0	0	0	0	2	1	1
0700	0	9	1	0	0	0	0	0	0	0	0	0	0	10	6	4
0800	0	1	0	0	0	0	0	0	0	0	0	0	0	1	1	0
0900	2	1	1	0	0	0	0	0	0	0	0	0	0	4	1	3
1000	1	11	0	0	1	0	0	0	0	0	0	0	1	14	7	7
1100	2	5	1	0	0	0	0	0	0	0	0	0	0	8	3	5
1200	0	16	1	0	0	0	0	0	0	0	0	0	0	17	7	10
1300	0	12	3	0	1	0	0	0	0	0	0	0	0	16	8	8
1400	1	20	2	0	1	0	0	0	0	0	0	0	0	24	13	11
1500	1	13	1	0	0	0	0	0	0	0	0	0	0	15	5	10
1600	1	3	1	0	0	0	0	0	0	0	0	0	0	5	2	3
1700	3	17	2	0	0	0	0	0	0	0	0	0	0	22	11	11
1800	1	15	2	0	2	0	0	0	0	0	0	0	0	20	9	11
1900	2	17	0	0	0	1	0	0	0	0	0	0	0	20	12	8
2000	0	11	0	0	0	0	0	0	0	0	0	0	0	11	6	5
2100	0	9	2	0	0	0	0	0	0	0	0	0	0	11	7	4
2200	1	12	3	0	0	0	0	0	0	0	0	0	0	16	9	7
2300	1	12	0	0	0	0	0	0	0	0	0	0	0	13	8	5
2400	0	4	1	0	0	0	0	0	0	0	0	0	0	5	1	4
07-09	2	2	1	0	0	0	0	0	0	0	0	0	0	5	2	3
16-18	4	32	4	0	2	0	0	0	0	0	0	0	0	42	20	22
09-16	6	80	9	0	3	0	0	0	0	0	0	0	1	99	45	54
00-24	16	200	23	0	5	1	0	0	0	0	0	0	1	246	123	123

Saturday, March 26, 2016

Time	Cls 1	Cls 2	Cls 3	Cls 4	Cls 5	Cls 6	Cls 7	Cls 8	Cls 9	Cls 10	Cls 11	Cls 12	Cls 13	Total	Total AB	Total BA
0100	1	2	0	0	0	0	0	0	0	0	0	0	0	3	1	2
0200	1	5	1	0	0	0	0	0	0	0	0	0	0	7	6	1
0300	0	3	0	0	0	0	0	0	0	0	0	0	0	3	3	0
0400	0	1	0	0	0	0	0	0	0	0	0	0	0	1	1	0
0500	0	5	0	0	0	0	0	0	0	0	0	0	0	5	3	2
0600	0	0	0	0	0	0	0	0	0	0	0	0	0	0	0	0
0700	0	1	0	0	0	0	0	0	0	0	0	0	0	1	0	1
0800	0	4	3	0	0	0	0	0	0	0	0	0	0	7	3	4
0900	0	5	3	0	0	0	0	0	0	0	0	0	0	8	5	3
1000	0	10	4	0	0	0	0	0	0	0	0	0	0	14	7	7
1100	0	7	3	0	0	0	0	0	0	0	0	0	1	11	4	7
1200	1	13	3	0	1	0	0	0	0	0	0	0	0	18	12	6
1300	0	17	0	0	0	0	0	0	0	0	0	0	1	18	11	7
1400	3	19	0	0	0	0	0	0	0	0	0	0	0	22	10	12
1500	3	27	5	0	0	0	0	0	0	0	0	0	0	35	16	19
1600	0	12	3	0	0	0	0	0	0	0	0	0	0	15	9	6
1700	1	12	4	0	0	0	0	0	0	0	0	0	0	17	9	8
1800	1	11	3	0	0	0	0	0	0	0	0	0	0	15	10	5
1900	0	18	3	0	1	0	0	0	0	0	0	0	0	22	12	10
2000	0	15	0	0	0	1	0	0	0	0	0	0	0	16	9	7
2100	0	9	0	0	0	0	0	0	0	0	0	0	0	9	5	4
2200	1	18	2	0	0	0	0	0	0	0	0	0	0	21	10	11
2300	0	11	0	0	0	0	0	0	0	0	0	0	0	11	4	7
2400	0	8	0	0	0	0	0	0	0	0	0	0	0	8	5	3
07-09	0	9	6	0	0	0	0	0	0	0	0	0	0	15	8	7
16-18	2	23	7	0	0	0	0	0	0	0	0	0	0	32	19	13
09-16	7	105	18	0	1	0	0	0	0	0	0	0	2	133	69	64
00-24	12	233	37	0	2	1	0	0	0	0	0	0	2	287	155	132

Sunday, March 27, 2016

[illegible]

[illegible]

Monday, March 28, 2016

[illegible]

[illegible]

Tuesday, March 29, 2016

[illegible]

Grand Total

Time	Cls 1	Cls 2	Cls 3	Cls 4	Cls 5	Cls 6	Cls 7	Cls 8	Cls 9	Cls 10	Cls 11	Cls 12	Cls 13	Total	Total AB	Total BA
--	109	1638	270	2	35	16	0	0	0	0	0	0	3	2073	1089	984

VancouverClass

Globals

Report Id	CustomList-608
Descriptor	VancouverClass
Created by	MetroCount Traffic Executive
Creation Time (UTC)	2016-08-19T21:55:13
Legal	Copyright (c)1997 - 2014 MetroCount
Graphic	header.bmp
Language	English
Country	United States
Time	UTC + -420 min
Create Version	4.0.6.0
Metric	Metric
Speed Unit	km/h
Length Unit	metre
Mass Unit	tonne

Dataset

Site Name	58-2800-E.Georgia 0
Site Attribute	58-2800-E.Georgia 0
File Name	H:\TRANSPORTATION\Data Management\MetroCount Files\58-2800-E.Georgia21Mar2016.EC0
File Type	Plus
Algorithm	Factory default axle
Description	58-2800-E.Georgia 0
Lane	0
Direction	8
Direction Text	8 - East bound A]B, West bound B]A.
Layout Text	Axle sensors - Paired (Class/Speed/Count)
Setup Time	2016-03-11T10:24:19
Start Time	2016-03-11T10:24:19
Finish Time	2016-03-21T08:36:19
Operator	JS
Configuration	00000000 80 00 14 6a 6a 00 00 00 00 00 , Standard

Profile

Name	Default Profile
Title	MetroCount Traffic Executive

Graphic Logo	
Header	
Footer	
Percentile 1	85
Percentile 2	95
Pace	20
Filter Start	2016-03-11T10:25:00
Filter End	2016-03-21T08:36:19
Class Scheme	Sample F3 No Bicycles
Low Speed	10
High Speed	160
Posted Limit	60
Speed Limits	60 60 60 60 60 60 60 60 60 60
Separation	0.000
Separation Type	Headway
Direction	North East South West
Encoded Direction	15

Column	
Time	24-hour time (0000 - 2359)
Cls 1	Class totals
Cls 2	Class totals
Cls 3	Class totals
Cls 4	Class totals
Cls 5	Class totals
Cls 6	Class totals
Cls 7	Class totals
Cls 8	Class totals
Cls 9	Class totals
Cls 10	Class totals
Cls 11	Class totals
Cls 12	Class totals
Cls 13	Class totals
Total	Number in time step
Total AB	Number in time step (AB)
Total BA	Number in time step (BA)

Friday, March 11, 2016

[illegible]

Saturday, March 12, 2016

[illegible]

[illegible]

Sunday, March 13, 2016

[illegible]

[illegible]

Monday, March 14, 2016

[illegible]

16-18	1	147	8	0	0	0	0	0	0	0	0	0	0	156	46	110
09-16	0	342	37	0	7	2	0	0	0	0	0	0	1	389	102	287
00-00	2	827	77	0	10	2	0	0	0	0	0	0	1	919	200	719

Tuesday, March 15, 2016

Time	Cls 1	Cls 2	Cls 3	Cls 4	Cls 5	Cls 6	Cls 7	Cls 8	Cls 9	Cls 10	Cls 11	Cls 12	Cls 13	Total	Total AB	Total BA
0000	0	2	1	0	0	0	0	0	0	0	0	0	0	3	0	3
0100	0	2	0	0	0	0	0	0	0	0	0	0	0	2	1	1
0200	0	0	0	0	0	0	0	0	0	0	0	0	0	0	0	0
0300	0	2	0	0	0	0	0	0	0	0	0	0	0	2	1	1
0400	0	5	0	0	0	0	0	0	0	0	0	0	0	5	0	5
0500	0	13	0	0	0	0	0	0	0	0	0	0	0	13	4	9
0600	0	56	4	0	0	0	0	0	0	0	0	0	0	60	4	56
0700	1	92	6	1	1	0	0	0	0	0	0	0	0	101	9	92
0800	0	45	5	0	1	0	0	0	0	0	0	0	0	51	7	44
0900	0	29	7	0	0	1	0	0	0	0	0	0	0	37	8	29
1000	0	40	3	0	0	1	0	0	0	0	0	0	0	44	16	28
1100	0	44	4	0	2	0	0	0	0	0	0	0	0	50	9	41
1200	0	52	2	0	0	0	0	0	0	0	0	0	0	54	13	41
1300	1	43	7	0	1	0	0	0	0	0	0	0	0	52	19	33
1400	0	49	9	0	0	0	0	0	0	0	0	0	0	58	12	46
1500	0	60	7	0	1	1	0	0	0	0	0	0	0	69	18	51
1600	1	95	11	0	1	1	0	0	0	0	0	0	1	110	45	65
1700	1	78	2	0	0	0	0	0	0	0	0	0	0	81	25	56
1800	0	43	5	0	0	0	0	0	0	0	0	0	0	48	9	39
1900	0	32	2	0	0	1	0	0	0	0	0	0	0	35	7	28
2000	0	24	6	0	1	0	0	0	0	0	0	0	0	31	7	24
2100	0	23	0	0	0	0	0	0	0	0	0	0	0	23	6	17
2200	0	7	0	0	0	0	0	0	0	0	0	0	0	7	1	6
2300	0	7	1	0	0	0	0	0	0	0	0	0	0	8	2	6
07-09	1	137	11	1	2	0	0	0	0	0	0	0	0	152	16	136
16-18	2	173	13	0	1	1	0	0	0	0	0	0	1	191	70	121
09-16	1	317	39	0	4	3	0	0	0	0	0	0	0	364	95	269
00-00	4	843	82	1	8	5	0	0	0	0	0	0	1	944	223	721

Wednesday, March 16, 2016

[illegible]

Thursday, March 17, 2016

[illegible]

[illegible]

Friday, March 18, 2016

[illegible]

1100	0	40	1	0	0	1	0	0	0	0	0	0	0	42	8	34
1200	0	53	0	0	2	0	0	0	0	0	0	0	0	55	14	41
1300	0	60	3	0	0	0	0	0	0	0	0	0	0	63	22	41
1400	0	86	4	0	1	2	0	0	0	0	0	0	0	93	34	59
1500	0	75	7	0	0	0	0	0	0	0	0	0	0	82	22	60
1600	2	78	5	0	1	0	0	0	0	0	0	0	0	86	25	61
1700	1	66	6	0	1	0	0	0	0	0	0	0	0	74	16	58
1800	0	44	2	0	1	0	0	0	0	0	0	0	0	47	12	35
1900	0	28	5	0	0	1	0	0	0	0	0	0	0	34	9	25
2000	0	24	0	0	0	1	0	0	0	0	0	0	0	25	9	16
2100	0	16	1	0	0	0	0	0	0	0	0	0	0	17	3	14
2200	0	12	0	0	1	0	0	0	0	0	0	0	0	13	3	10
2300	0	13	0	0	0	0	0	0	0	0	0	0	0	13	4	9
07-09	0	130	19	0	1	0	0	0	0	0	0	0	0	150	12	138
16-18	3	144	11	0	2	0	0	0	0	0	0	0	0	160	41	119
09-16	0	408	27	0	3	6	0	1	0	0	0	0	0	445	119	326
00-00	3	896	73	0	8	8	0	1	0	0	0	0	0	989	220	769

Saturday, March 19, 2016

[illegible]

1800	2	38	4	0	1	0	0	0	0	0	0	0	0	45	16	29
1900	0	21	3	0	0	0	0	0	0	0	0	0	0	24	9	15
2000	0	24	2	0	0	0	0	0	0	0	0	0	0	26	5	21
2100	0	24	2	0	0	0	0	0	0	0	0	0	0	26	7	19
2200	0	18	1	0	0	1	0	0	0	0	0	0	0	20	7	13
2300	0	9	1	0	0	0	0	0	0	0	0	0	0	10	2	8
07-09	0	70	3	0	1	0	0	0	0	0	0	0	0	74	10	64
16-18	3	134	14	0	2	1	0	0	0	0	0	0	0	154	52	102
09-16	3	388	50	0	2	2	0	1	0	0	0	0	0	446	120	326
00-00	9	756	83	0	7	4	0	1	0	0	0	0	0	860	234	626

Sunday, March 20, 2016

[illegible]

16-18	0	101	4	0	0	0	0	0	0	0	0	0	0	105	22	83
09-16	1	380	26	0	1	1	0	1	0	0	0	0	0	410	99	311
00-00	1	669	45	0	2	2	0	1	0	0	0	0	0	720	167	553

Monday, March 21, 2016

Time	Cls 1	Cls 2	Cls 3	Cls 4	Cls 5	Cls 6	Cls 7	Cls 8	Cls 9	Cls 10	Cls 11	Cls 12	Cls 13	Total	Total AB	Total BA
0000	0	0	0	0	1	0	0	0	0	0	0	0	0	1	1	0
0100	0	0	0	0	0	0	0	0	0	0	0	0	0	0	0	0
0200	0	0	0	0	0	0	0	0	0	0	0	0	0	0	0	0
0300	0	1	0	0	0	0	0	0	0	0	0	0	0	1	0	1
0400	0	6	1	0	0	0	0	0	0	0	0	0	0	7	1	6
0500	0	10	1	0	1	0	0	0	0	0	0	0	0	12	2	10
0600	0	61	2	0	0	0	0	0	0	0	0	0	0	63	9	54
0700	0	118	13	0	1	0	0	0	0	0	0	0	0	132	14	118
0800	0	28	1	0	1	0	0	0	0	0	0	0	0	30	4	26
07-09	0	146	14	0	2	0	0	0	0	0	0	0	0	162	18	144
16-18	0	0	0	0	0	0	0	0	0	0	0	0	0	0	0	0
09-16	0	0	0	0	0	0	0	0	0	0	0	0	0	0	0	0
00-00	0	224	18	0	4	0	0	0	0	0	0	0	0	246	31	215

Grand Total

Time	Cls 1	Cls 2	Cls 3	Cls 4	Cls 5	Cls 6	Cls 7	Cls 8	Cls 9	Cls 10	Cls 11	Cls 12	Cls 13	Total	Total AB	Total BA
--	37	7909	687	3	65	37	2	3	0	0	0	0	2	8745	2118	6627

VancouverClass

Globals

Report Id	CustomList-609
Descriptor	VancouverClass
Created by	MetroCount Traffic Executive
Creation Time (UTC)	2016-08-19T21:58:39
Legal	Copyright (c)1997 - 2014 MetroCount
Graphic	header.bmp
Language	English
Country	United States
Time	UTC + -420 min
Create Version	4.0.6.0
Metric	Metric
Speed Unit	km/h
Length Unit	metre
Mass Unit	tonne

Dataset

Site Name	58-2800-EGeorgia 0
Site Attribute	58-2800-EGeorgia 0
File Name	H:\TRANSPORTATION\Data Management\MetroCount Files\58-2800-EGeorgia29Mar2016.EC0
File Type	Plus
Algorithm	Factory default axle
Description	58-2800-EGeorgia 0
Lane	0
Direction	8
Direction Text	8 - East bound A]B, West bound B]A.
Layout Text	Axle sensors - Paired (Class/Speed/Count)
Setup Time	2016-03-21T09:38:45
Start Time	2016-03-21T09:38:45
Finish Time	2016-03-29T11:20:45
Operator	RG
Configuration	00000000 80 00 14 6a 6a 00 00 00 00 00 , Standard

Profile

Name	Default Profile
Title	MetroCount Traffic Executive

Graphic Logo	
Header	
Footer	
Percentile 1	85
Percentile 2	95
Pace	20
Filter Start	2016-03-21T09:39:00
Filter End	2016-03-29T11:20:45
Class Scheme	Sample F3 No Bicycles
Low Speed	10
High Speed	160
Posted Limit	60
Speed Limits	60 60 60 60 60 60 60 60 60 60
Separation	0.000
Separation Type	Headway
Direction	North East South West
Encoded Direction	15

Column	
Time	24-hour time (0000 - 2359)
Cls 1	Class totals
Cls 2	Class totals
Cls 3	Class totals
Cls 4	Class totals
Cls 5	Class totals
Cls 6	Class totals
Cls 7	Class totals
Cls 8	Class totals
Cls 9	Class totals
Cls 10	Class totals
Cls 11	Class totals
Cls 12	Class totals
Cls 13	Class totals
Total	Number in time step
Total AB	Number in time step (AB)
Total BA	Number in time step (BA)

1000	1	66	6	1	1	0	0	1	0	0	0	0	0	76	28	48
1100	0	96	7	0	0	1	0	0	0	0	0	0	0	104	37	67
1200	0	78	2	0	1	1	0	0	0	0	0	0	0	82	31	51
1300	0	88	4	0	0	0	0	0	0	0	0	0	0	92	34	58
1400	0	109	3	0	3	0	0	0	0	0	0	0	0	115	46	69
1500	0	195	8	0	1	0	0	0	0	0	0	0	0	204	87	117
1600	0	209	5	0	0	0	0	0	0	0	0	0	0	214	108	106
1700	2	189	7	0	2	0	0	0	0	0	0	0	0	200	81	119
1800	0	43	6	0	0	0	0	0	0	0	0	0	0	49	11	38
1900	0	43	2	0	0	0	0	0	0	0	0	0	0	45	14	31
2000	0	21	2	0	0	0	0	0	0	0	0	0	0	23	6	17
2100	0	20	2	0	0	0	0	0	0	0	0	0	0	22	2	20
2200	0	13	2	0	0	0	0	0	0	0	0	0	0	15	4	11
2300	0	11	0	0	0	0	0	0	0	0	0	0	0	11	2	9
07-09	0	314	14	0	0	0	0	0	0	0	0	0	0	328	82	246
16-18	2	398	12	0	2	0	0	0	0	0	0	0	0	414	189	225
09-16	1	709	37	1	8	2	0	1	0	0	0	0	0	759	290	469
00-00	3	1633	80	1	10	2	0	1	0	0	0	0	0	1730	631	1099

Wednesday, March 23, 2016

[illegible]

1700	0	76	3	0	0	0	0	0	0	0	0	0	1	80	25	55
1800	0	59	4	0	0	0	0	0	0	0	0	0	0	63	18	45
1900	0	32	6	0	0	0	0	0	0	0	0	0	0	38	14	24
2000	0	23	3	0	0	0	0	0	0	0	0	0	0	26	3	23
2100	0	22	2	0	0	1	0	0	0	0	0	0	0	25	6	19
2200	0	17	0	0	1	0	0	0	0	0	0	0	0	18	3	15
2300	0	6	1	0	0	0	0	0	0	0	0	0	0	7	1	6
07-09	1	179	13	0	0	0	0	0	0	0	0	0	0	193	16	177
16-18	0	149	11	0	1	0	0	0	0	0	0	0	1	162	49	113
09-16	0	389	36	0	11	4	0	0	0	0	0	0	0	440	89	351
00-00	1	898	79	0	15	5	0	0	0	0	0	0	1	999	204	795

Thursday, March 24, 2016

[illegible]

07-09	0	189	17	0	1	1	0	0	0	0	0	0	0	208	25	183
16-18	0	159	10	0	2	0	0	0	0	0	0	0	0	171	51	120
09-16	1	375	43	0	13	2	0	1	0	0	0	0	1	436	100	336
00-00	1	951	95	0	18	4	0	1	0	0	0	0	1	1071	248	823

Friday, March 25, 2016

Time	Cls 1	Cls 2	Cls 3	Cls 4	Cls 5	Cls 6	Cls 7	Cls 8	Cls 9	Cls 10	Cls 11	Cls 12	Cls 13	Total	Total AB	Total BA
0000	0	8	2	0	1	0	0	0	0	0	0	0	0	11	1	10
0100	0	5	1	0	0	0	0	0	0	0	0	0	0	6	2	4
0200	0	4	0	0	0	0	0	0	0	0	0	0	0	4	0	4
0300	0	3	0	0	0	0	0	0	0	0	0	0	0	3	2	1
0400	0	1	0	0	0	0	0	0	0	0	0	0	0	1	1	0
0500	0	5	2	0	0	0	0	0	0	0	0	0	0	7	2	5
0600	0	8	0	0	0	0	0	0	0	0	0	0	0	8	1	7
0700	0	13	1	0	0	0	0	0	0	0	0	0	0	14	1	13
0800	0	25	4	0	1	0	0	0	0	0	0	0	0	30	5	25
0900	0	27	3	0	1	0	0	0	0	0	0	0	0	31	9	22
1000	1	48	5	0	0	1	0	0	0	0	0	0	0	55	10	45
1100	0	46	5	0	0	1	0	0	0	0	0	0	0	52	9	43
1200	0	57	2	0	0	0	0	0	0	0	0	0	0	59	22	37
1300	0	46	7	0	0	1	0	0	0	0	0	0	0	54	10	44
1400	1	50	3	0	2	1	0	0	0	0	0	0	0	57	11	46
1500	0	57	7	0	2	0	0	0	0	0	0	0	0	66	16	50
1600	1	55	5	0	0	1	0	0	0	0	0	0	0	62	28	34
1700	0	46	5	0	1	0	0	0	0	0	0	0	1	53	15	38
1800	1	42	4	0	0	0	0	0	0	0	0	0	0	47	7	40
1900	0	26	2	0	1	0	0	0	0	0	0	0	0	29	8	21
2000	0	32	4	0	0	0	0	0	0	0	0	0	0	36	9	27
2100	0	34	5	0	0	0	0	0	0	0	0	0	0	39	13	26
2200	0	22	0	0	0	1	0	0	0	0	0	0	0	23	7	16
2300	0	10	0	0	0	0	0	0	0	0	0	0	0	10	3	7
07-09	0	38	5	0	1	0	0	0	0	0	0	0	0	44	6	38
16-18	1	101	10	0	1	1	0	0	0	0	0	0	1	115	43	72
09-16	2	331	32	0	5	4	0	0	0	0	0	0	0	374	87	287
00-00	4	670	67	0	9	6	0	0	0	0	0	0	1	757	192	565

Saturday, March 26, 2016

[illegible]

Sunday, March 27, 2016

[illegible]

[illegible]

Monday, March 28, 2016

[illegible]

1000	0	30	6	0	2	0	0	0	0	0	0	0	0	38	4	34
1100	0	34	4	0	0	1	0	0	0	0	0	0	0	39	4	35
1200	0	60	5	0	0	0	0	0	0	0	0	0	0	65	13	52
1300	1	32	4	0	2	0	0	0	0	0	0	0	0	39	10	29
1400	0	57	4	0	0	1	0	0	0	0	0	0	0	62	15	47
1500	0	56	8	0	5	0	0	0	0	0	0	0	0	69	17	52
1600	0	55	7	0	1	2	0	0	0	0	0	0	0	65	21	44
1700	0	71	7	0	1	0	0	0	0	0	0	0	0	79	16	63
1800	0	32	5	0	1	0	0	0	0	0	0	0	0	38	13	25
1900	0	36	6	0	0	0	0	0	0	0	0	0	0	42	11	31
2000	0	23	1	0	0	0	0	0	0	0	0	0	0	24	10	14
2100	0	17	1	0	0	0	0	0	0	0	0	0	0	18	5	13
2200	0	16	0	0	0	0	0	0	0	0	0	0	0	16	4	12
2300	0	3	2	0	0	0	0	0	0	0	0	0	0	5	1	4
07-09	0	65	5	0	0	0	0	0	0	0	0	0	0	70	6	64
16-18	0	126	14	0	2	2	0	0	0	0	0	0	0	144	37	107
09-16	1	295	36	0	10	2	0	0	0	0	0	0	0	344	73	271
00-00	1	637	72	0	13	4	0	0	0	0	0	0	0	727	165	562

Tuesday, March 29, 2016

Time	Cls 1	Cls 2	Cls 3	Cls 4	Cls 5	Cls 6	Cls 7	Cls 8	Cls 9	Cls 10	Cls 11	Cls 12	Cls 13	Total	Total AB	Total BA
0000	0	9	0	0	0	0	0	0	0	0	0	0	0	9	3	6
0100	0	3	0	0	0	0	0	0	0	0	0	0	0	3	0	3
0200	0	0	0	0	0	0	0	0	0	0	0	0	0	0	0	0
0300	0	0	0	0	0	0	0	0	0	0	0	0	0	0	0	0
0400	0	1	0	0	0	0	0	0	0	0	0	0	0	1	0	1
0500	0	5	0	0	0	0	0	0	0	0	0	0	0	5	1	4
0600	0	13	0	0	0	0	0	0	0	0	0	0	0	13	4	9
0700	0	57	12	0	1	1	0	0	0	0	0	0	0	71	5	66
0800	0	185	11	0	0	0	0	0	0	0	0	0	0	196	16	180
0900	0	76	7	0	4	0	0	0	0	0	0	0	0	87	12	75
1000	1	44	10	0	2	0	0	0	0	0	0	0	0	57	11	46
1100	0	25	5	0	1	0	0	0	0	0	0	0	0	31	9	22
07-09	0	242	23	0	1	1	0	0	0	0	0	0	0	267	21	246
16-18	0	0	0	0	0	0	0	0	0	0	0	0	0	0	0	0
09-16	1	145	22	0	7	0	0	0	0	0	0	0	0	175	32	143
00-00	1	418	45	0	8	1	0	0	0	0	0	0	0	473	61	412

Grand Total

Time	Cls 1	Cls 2	Cls 3	Cls 4	Cls 5	Cls 6	Cls 7	Cls 8	Cls 9	Cls 10	Cls 11	Cls 12	Cls 13	Total	Total AB	Total BA
--	20	7283	603	1	105	34	0	2	0	0	0	0	4	8052	2083	5969

VancouverClass

Globals

Report Id	CustomList-607
Descriptor	VancouverClass
Created by	MetroCount Traffic Executive
Creation Time (UTC)	2016-08-19T21:52:48
Legal	Copyright (c)1997 - 2014 MetroCount
Graphic	header.bmp
Language	English
Country	United States
Time	UTC + -420 min
Create Version	4.0.6.0
Metric	Metric
Speed Unit	km/h
Length Unit	metre
Mass Unit	tonne

Dataset

Site Name	58-2800-E.Georgia 0
Site Attribute	58-2800-E.Georgia 0
File Name	H:\TRANSPORTATION\Data Management\MetroCount Files\58-2800-E.Georgia18Apr2016.EC0
File Type	Plus
Algorithm	Factory default axle
Description	58-2800-E.Georgia 0
Lane	0
Direction	8
Direction Text	8 - East bound A]B, West bound B]A.
Layout Text	Axle sensors - Paired (Class/Speed/Count)
Setup Time	2016-03-29T11:23:00
Start Time	2016-03-29T11:23:00
Finish Time	2016-04-18T07:38:00
Operator	JS
Configuration	00000000 80 00 14 6a 6a 00 00 00 00 00 , Standard

Profile

Name	Default Profile
Title	MetroCount Traffic Executive

Graphic Logo	
Header	
Footer	
Percentile 1	85
Percentile 2	95
Pace	20
Filter Start	2016-03-29T11:23:00
Filter End	2016-04-18T07:38:00
Class Scheme	Sample F3 No Bicycles
Low Speed	10
High Speed	160
Posted Limit	60
Speed Limits	60 60 60 60 60 60 60 60 60 60
Separation	0.000
Separation Type	Headway
Direction	North East South West
Encoded Direction	15

Column	
Time	24-hour time (0000 - 2359)
Cls 1	Class totals
Cls 2	Class totals
Cls 3	Class totals
Cls 4	Class totals
Cls 5	Class totals
Cls 6	Class totals
Cls 7	Class totals
Cls 8	Class totals
Cls 9	Class totals
Cls 10	Class totals
Cls 11	Class totals
Cls 12	Class totals
Cls 13	Class totals
Total	Number in time step
Total AB	Number in time step (AB)
Total BA	Number in time step (BA)

Tuesday, March 29, 2016

Time	Cls 1	Cls 2	Cls 3	Cls 4	Cls 5	Cls 6	Cls 7	Cls 8	Cls 9	Cls 10	Cls 11	Cls 12	Cls 13	Total	Total AB	Total BA
1100	0	31	3	0	0	2	0	0	0	0	0	0	0	36	15	21
1200	1	51	9	0	0	0	0	0	0	0	0	0	0	61	16	45
1300	2	50	11	0	0	1	0	0	0	0	0	0	1	65	14	51
1400	1	63	5	0	0	0	0	0	0	0	0	0	0	69	20	49
1500	1	110	10	0	3	2	0	1	0	0	0	0	0	127	48	79
1600	0	110	5	0	1	1	0	0	0	0	0	0	0	117	43	74
1700	1	130	4	0	2	2	0	0	0	0	0	0	0	139	47	92
1800	1	62	6	0	0	0	0	0	0	0	0	0	0	69	17	52
1900	1	59	2	0	4	0	0	0	0	0	0	0	0	66	15	51
2000	0	24	2	0	0	0	0	0	0	0	0	0	0	26	7	19
2100	0	25	2	0	0	0	0	0	0	0	0	0	0	27	4	23
2200	1	19	0	0	0	1	0	0	0	0	0	0	0	21	5	16
2300	0	8	1	0	0	0	0	0	0	0	0	0	0	9	3	6
07-09	0	0	0	0	0	0	0	0	0	0	0	0	0	0	0	0
16-18	1	240	9	0	3	3	0	0	0	0	0	0	0	256	90	166
09-16	5	305	38	0	3	5	0	1	0	0	0	0	1	358	113	245
00-00	9	742	60	0	10	9	0	1	0	0	0	0	1	832	254	578

Wednesday, March 30, 2016

[illegible]

1200	1	50	6	0	2	0	0	0	0	0	0	0	1	60	16	44
1300	1	53	3	0	0	1	0	0	0	0	0	0	0	58	11	47
1400	1	65	13	0	1	1	0	0	0	0	0	0	0	81	22	59
1500	0	101	11	0	6	2	0	0	0	0	0	0	1	121	47	74
1600	1	121	7	0	1	1	0	0	0	0	0	0	0	131	55	76
1700	1	123	3	0	1	1	0	0	0	0	0	0	0	129	58	71
1800	2	66	2	0	0	1	0	0	0	0	0	0	0	71	25	46
1900	1	31	6	0	2	0	0	0	0	0	0	0	0	40	10	30
2000	0	40	0	0	0	0	0	1	0	0	0	0	0	41	14	27
2100	0	31	1	0	1	0	0	0	0	0	0	0	0	33	7	26
2200	0	17	0	0	0	1	0	0	0	0	0	0	0	18	3	15
2300	0	7	1	0	0	0	0	0	0	0	0	0	0	8	0	8
07-09	1	246	34	0	1	0	0	0	0	0	0	0	0	282	20	262
16-18	2	244	10	0	2	2	0	0	0	0	0	0	0	260	113	147
09-16	7	430	48	0	14	5	0	0	0	0	0	0	2	506	145	361
00-00	13	1137	104	0	20	9	0	1	0	0	0	0	2	1286	343	943

Thursday, March 31, 2016

[illegible]

1900	0	54	3	0	2	1	0	0	0	0	0	0	0	60	20	40
2000	0	39	3	0	0	0	0	0	0	0	0	0	0	42	12	30
2100	0	29	1	0	0	0	0	0	0	0	0	0	0	30	8	22
2200	0	13	1	0	0	0	0	0	0	0	0	0	0	14	4	10
2300	0	5	0	0	0	0	0	0	0	0	0	0	0	5	0	5
07-09	0	286	22	0	0	0	0	0	0	0	0	0	0	308	29	279
16-18	5	221	24	0	3	2	0	0	0	0	0	0	1	256	105	151
09-16	2	491	44	0	19	10	0	0	0	0	0	0	0	566	163	403
00-00	8	1248	104	0	26	13	0	0	0	0	0	0	1	1400	382	1018

Friday, April 01, 2016

[illegible]

09-16	4	481	63	1	12	4	0	0	0	0	0	0	0	565	171	394
00-00	8	1190	134	1	19	7	0	0	0	0	0	0	0	1359	381	978

Saturday, April 02, 2016

Time	Cls 1	Cls 2	Cls 3	Cls 4	Cls 5	Cls 6	Cls 7	Cls 8	Cls 9	Cls 10	Cls 11	Cls 12	Cls 13	Total	Total AB	Total BA
0000	0	6	1	0	0	0	0	0	0	0	0	0	0	7	1	6
0100	0	9	0	0	0	0	0	0	0	0	0	0	0	9	2	7
0200	0	5	0	0	0	0	0	0	0	0	0	0	0	5	3	2
0300	0	0	0	0	0	0	0	0	0	0	0	0	0	0	0	0
0400	0	1	0	0	0	0	0	0	0	0	0	0	0	1	0	1
0500	0	5	0	0	0	0	0	0	0	0	0	0	0	5	0	5
0600	0	4	0	0	0	0	0	0	0	0	0	0	0	4	1	3
0700	0	18	1	0	0	0	0	0	0	0	0	0	0	19	4	15
0800	1	32	6	0	0	0	0	0	0	0	0	0	0	39	6	33
0900	1	42	4	1	1	0	0	0	0	0	0	0	0	49	12	37
1000	0	59	12	0	0	0	0	0	0	0	0	0	0	71	15	56
1100	1	64	5	0	0	0	0	0	0	0	0	0	0	70	14	56
1200	1	68	6	0	0	0	0	0	0	0	0	0	0	75	18	57
1300	4	43	6	0	1	1	0	0	0	0	0	0	0	55	20	35
1400	0	65	8	0	0	0	0	0	0	0	0	0	0	73	17	56
1500	2	80	8	0	1	0	0	0	0	0	0	0	0	91	24	67
1600	2	74	6	0	1	0	0	0	0	0	0	0	0	83	25	58
1700	0	72	5	0	1	0	0	0	0	0	0	0	0	78	23	55
1800	0	57	6	0	1	2	0	0	0	0	0	0	0	66	17	49
1900	0	37	2	0	0	0	0	0	0	0	0	0	0	39	10	29
2000	0	30	0	0	1	1	0	0	0	0	0	0	0	32	7	25
2100	1	25	1	0	0	0	0	0	0	0	0	0	0	27	7	20
2200	0	21	1	0	0	0	0	0	0	0	0	0	0	22	4	18
2300	0	17	0	0	0	0	0	0	0	0	0	0	0	17	6	11
07-09	1	50	7	0	0	0	0	0	0	0	0	0	0	58	10	48
16-18	2	146	11	0	2	0	0	0	0	0	0	0	0	161	48	113
09-16	9	421	49	1	3	1	0	0	0	0	0	0	0	484	120	364
00-00	13	834	78	1	7	4	0	0	0	0	0	0	0	937	236	701

Sunday, April 03, 2016

Time	Cls	Cls	Cls	Cls	Cls	Cls	Cls	Cls	Cls	Cls	Cls	Cls	Cls	Total	Total	Total
------	-----	-----	-----	-----	-----	-----	-----	-----	-----	-----	-----	-----	-----	-------	-------	-------

[illegible]

Monday, April 04, 2016

[illegible]

0500		0	6	1	0	0	0	0	0	0	0	0	7	1	6
0600		0	19	0	0	1	0	0	0	0	0	0	20	4	16
0700		0	57	12	0	0	0	0	0	0	0	0	69	8	61
0800		0	174	21	0	3	0	0	0	0	0	0	198	20	178
0900		0	48	4	0	1	0	0	0	0	0	0	53	12	41
1000		0	53	5	0	2	0	0	0	0	0	0	60	13	47
1100		0	32	5	0	1	1	0	0	0	0	0	39	7	32
1200		0	47	8	0	0	1	0	0	0	0	0	56	12	44
1300		0	61	6	0	2	0	0	0	0	0	0	69	17	52
1400		0	73	5	0	0	0	0	0	0	0	0	78	21	57
1500		0	100	10	0	1	1	0	0	0	0	0	112	49	63
1600		0	95	12	0	0	0	0	0	0	0	0	107	40	67
1700		0	93	9	0	0	0	0	0	0	0	0	102	32	70
1800		5	56	5	0	0	2	0	0	0	0	0	68	17	51
1900		2	48	1	0	1	0	0	0	0	0	0	52	20	32
2000		0	21	7	0	1	0	0	0	0	0	0	29	9	20
2100		0	30	1	0	1	0	0	0	0	0	0	32	4	28
2200		0	11	1	0	1	0	0	0	0	0	0	13	4	9
2300		0	7	1	0	0	0	0	0	0	0	0	8	2	6
07-09		0	231	33	0	3	0	0	0	0	0	0	267	28	239
16-18		0	188	21	0	0	0	0	0	0	0	0	209	72	137
09-16		0	414	43	0	7	3	0	0	0	0	0	467	131	336
00-00		7	1041	115	0	15	5	0	0	0	0	0	1183	295	888

Tuesday, April 05, 2016

[illegible]

[illegible]

Wednesday, April 06, 2016

[illegible]

[illegible]

Thursday, April 07, 2016

[illegible]

09-16	4	486	47	1	10	3	0	0	0	0	0	0	0	551	140	411
00-00	11	1188	112	1	17	3	1	0	0	0	0	0	0	1333	307	1026

Friday, April 08, 2016

Time	Cls 1	Cls 2	Cls 3	Cls 4	Cls 5	Cls 6	Cls 7	Cls 8	Cls 9	Cls 10	Cls 11	Cls 12	Cls 13	Total	Total AB	Total BA
0000	0	1	0	0	0	0	0	0	0	0	0	0	0	1	0	1
0100	0	2	0	0	0	0	0	0	0	0	0	0	0	2	0	2
0200	0	0	0	0	0	0	0	0	0	0	0	0	0	0	0	0
0300	0	0	0	0	0	0	0	0	0	0	0	0	0	0	0	0
0400	0	0	0	0	0	0	0	0	0	0	0	0	0	0	0	0
0500	0	7	0	0	0	0	0	0	0	0	0	0	0	7	3	4
0600	0	12	1	0	0	0	0	0	0	0	0	0	0	13	1	12
0700	0	65	5	0	1	0	0	0	0	0	0	0	0	71	6	65
0800	1	156	22	0	1	1	0	0	0	0	0	0	0	181	23	158
0900	1	97	9	0	0	1	0	0	0	0	0	0	0	108	29	79
1000	0	53	7	0	1	0	0	0	0	0	0	0	0	61	12	49
1100	0	56	10	0	2	1	0	0	0	0	0	0	0	69	17	52
1200	0	66	6	0	4	1	0	0	0	0	0	0	0	77	19	58
1300	0	49	5	0	1	0	0	0	0	0	0	0	0	55	19	36
1400	0	73	10	0	3	0	0	0	0	0	0	0	0	86	28	58
1500	2	81	10	0	0	0	0	0	0	0	0	0	0	93	37	56
1600	2	75	12	0	1	1	0	0	0	0	0	0	1	92	37	55
1700	3	88	12	0	0	0	0	0	0	0	0	0	0	103	31	72
1800	0	83	6	0	2	1	0	0	0	0	0	0	0	92	24	68
1900	1	40	7	0	3	0	0	0	0	0	0	0	0	51	11	40
2000	0	29	3	0	0	0	0	0	0	0	0	0	0	32	4	28
2100	0	30	5	0	0	0	0	0	0	0	0	0	0	35	4	31
2200	0	32	1	0	0	0	0	0	0	0	0	0	0	33	8	25
2300	0	12	0	0	0	0	0	0	0	0	0	0	0	12	1	11
07-09	1	221	27	0	2	1	0	0	0	0	0	0	0	252	29	223
16-18	5	163	24	0	1	1	0	0	0	0	0	0	1	195	68	127
09-16	3	475	57	0	11	3	0	0	0	0	0	0	0	549	161	388
00-00	10	1107	131	0	19	6	0	0	0	0	0	0	1	1274	314	960

Saturday, April 09, 2016

Time	Cls	Cls	Cls	Cls	Cls	Cls	Cls	Cls	Cls	Cls	Cls	Cls	Cls	Total	Total	Total
------	-----	-----	-----	-----	-----	-----	-----	-----	-----	-----	-----	-----	-----	-------	-------	-------

	1	2	3	4	5	6	7	8	9	10	11	12	13		AB	BA
0000	0	7	1	0	0	0	0	0	0	0	0	0	0	8	3	5
0100	0	2	0	0	0	0	0	0	0	0	0	0	0	2	1	1
0200	0	4	0	0	0	0	0	0	0	0	0	0	0	4	0	4
0300	0	0	0	0	0	0	0	0	0	0	0	0	0	0	0	0
0400	0	2	0	0	0	0	0	0	0	0	0	0	0	2	0	2
0500	0	2	2	0	0	0	0	0	0	0	0	0	0	4	1	3
0600	0	4	1	0	0	0	0	0	0	0	0	0	0	5	3	2
0700	0	17	0	0	0	0	0	0	0	0	0	0	0	17	2	15
0800	0	28	5	0	0	0	0	0	0	0	0	0	0	33	5	28
0900	0	73	11	0	1	1	0	0	0	0	0	0	0	86	16	70
1000	0	63	4	0	0	0	0	0	0	0	0	0	0	67	21	46
1100	4	80	11	0	0	0	0	0	0	0	0	0	0	95	20	75
1200	1	74	9	0	0	0	0	0	0	0	0	0	1	85	19	66
1300	1	87	5	0	0	0	0	0	0	0	0	0	0	93	18	75
1400	2	69	9	0	0	1	0	0	0	0	0	0	0	81	21	60
1500	1	74	5	0	2	0	0	0	0	0	0	0	0	82	19	63
1600	2	76	5	0	1	0	0	0	0	0	0	0	0	84	21	63
1700	6	51	9	0	0	0	0	0	0	0	0	0	0	66	17	49
1800	2	58	5	0	1	2	0	0	0	0	0	0	0	68	19	49
1900	2	37	4	0	0	0	0	0	0	0	0	0	0	43	12	31
2000	0	29	2	0	0	0	0	0	0	0	0	0	0	31	9	22
2100	0	26	2	0	0	0	0	0	0	0	0	0	0	28	5	23
2200	1	19	3	0	1	0	0	0	0	0	0	0	0	24	4	20
2300	0	19	2	0	0	0	0	0	0	0	0	0	0	21	3	18
07-09	0	45	5	0	0	0	0	0	0	0	0	0	0	50	7	43
16-18	8	127	14	0	1	0	0	0	0	0	0	0	0	150	38	112
09-16	9	520	54	0	3	2	0	0	0	0	0	0	1	589	134	455
00-00	22	901	95	0	6	4	0	0	0	0	0	0	1	1029	239	790

Sunday, April 10, 2016

[illegible]

[illegible]

Monday, April 11, 2016

[illegible]

1200	0	45	5	0	1	0	0	0	0	0	0	0	0	51	16	35
1300	0	51	5	0	1	0	0	0	0	0	0	0	0	57	7	50
1400	0	77	15	0	3	1	0	0	0	0	0	0	1	97	25	72
1500	1	100	12	0	0	0	0	0	0	0	0	0	0	113	44	69
1600	0	82	6	0	2	0	0	0	0	0	0	0	0	90	24	66
1700	1	99	8	0	1	1	0	0	0	0	0	0	1	111	35	76
1800	2	70	5	0	0	1	0	0	0	0	0	0	0	78	31	47
1900	0	54	7	0	0	0	0	0	0	0	0	0	0	61	14	47
2000	0	30	3	0	0	0	0	0	0	0	0	0	0	33	13	20
2100	0	29	1	0	0	0	0	0	0	0	0	0	0	30	1	29
2200	0	21	3	0	0	0	0	0	0	0	0	0	0	24	5	19
2300	0	8	1	0	0	0	0	0	0	0	0	0	0	9	1	8
07-09	1	239	30	0	1	0	0	0	0	0	0	0	0	271	20	251
16-18	1	181	14	0	3	1	0	0	0	0	0	0	1	201	59	142
09-16	1	425	52	0	11	1	0	0	0	0	0	0	1	491	129	362
00-00	5	1081	119	0	16	3	0	0	0	0	0	0	2	1226	279	947

Tuesday, April 12, 2016

[illegible]

1900	0	68	5	0	0	0	0	0	0	0	0	0	0	73	14	59
2000	0	36	4	0	0	0	0	0	0	0	0	0	0	40	16	24
2100	0	21	2	0	0	0	0	0	0	0	0	0	0	23	5	18
2200	0	8	0	0	0	0	0	0	0	0	0	0	0	8	2	6
2300	0	7	0	0	0	0	0	0	0	0	0	0	0	7	3	4
07-09	1	253	29	0	3	2	0	0	0	0	0	0	0	288	24	264
16-18	0	157	10	0	1	0	1	1	0	0	0	0	1	171	48	123
09-16	0	418	58	0	7	1	0	0	0	0	0	0	0	484	108	376
00-00	1	1061	119	0	11	3	1	1	0	0	0	0	1	1198	250	948

Wednesday, April 13, 2016

[illegible]

09-16	1	448	53	0	4	0	1	0	0	0	0	0	0	507	143	364
00-00	8	1044	112	0	13	2	2	0	0	0	0	0	0	1181	280	901

Thursday, April 14, 2016

Time	Cls 1	Cls 2	Cls 3	Cls 4	Cls 5	Cls 6	Cls 7	Cls 8	Cls 9	Cls 10	Cls 11	Cls 12	Cls 13	Total	Total AB	Total BA
0000	0	2	1	0	0	0	0	0	0	0	0	0	0	3	0	3
0100	0	0	0	0	0	0	0	0	0	0	0	0	0	0	0	0
0200	0	0	0	0	0	0	0	0	0	0	0	0	0	0	0	0
0300	0	0	0	0	0	0	0	0	0	0	0	0	0	0	0	0
0400	0	3	0	0	0	0	0	0	0	0	0	0	0	3	1	2
0500	0	8	0	0	0	0	0	0	0	0	0	0	0	8	2	6
0600	0	12	1	0	1	0	0	0	0	0	0	0	0	14	3	11
0700	1	66	8	0	1	0	0	0	0	0	0	0	0	76	9	67
0800	1	176	22	0	3	2	0	0	0	0	0	0	0	204	14	190
0900	0	63	9	0	1	0	0	0	0	0	0	0	0	73	8	65
1000	0	42	2	1	3	0	0	0	0	0	0	0	0	48	12	36
1100	1	43	7	0	0	0	0	0	0	0	0	0	0	51	15	36
1200	2	54	5	0	0	0	0	0	0	0	0	0	0	61	14	47
1300	1	51	4	0	1	1	0	0	0	0	0	0	0	58	11	47
1400	0	69	9	0	3	0	0	0	0	0	0	0	0	81	12	69
1500	2	80	14	0	1	0	0	0	0	0	0	0	0	97	42	55
1600	0	92	9	0	1	1	0	0	0	0	0	0	1	104	35	69
1700	1	98	11	0	0	1	0	0	0	0	0	0	0	111	40	71
1800	0	63	10	0	0	0	0	0	0	0	0	0	0	73	23	50
1900	0	43	3	0	0	0	0	0	0	0	0	0	0	46	12	34
2000	1	45	4	0	1	1	0	0	0	0	0	0	0	52	13	39
2100	1	20	1	0	0	0	0	0	0	0	0	0	0	22	1	21
2200	0	21	1	0	1	0	0	0	0	0	0	0	0	23	7	16
2300	0	10	1	0	0	0	0	0	0	0	0	0	0	11	3	8
07-09	2	242	30	0	4	2	0	0	0	0	0	0	0	280	23	257
16-18	1	190	20	0	1	2	0	0	0	0	0	0	1	215	75	140
09-16	6	402	50	1	9	1	0	0	0	0	0	0	0	469	114	355
00-00	11	1061	122	1	17	6	0	0	0	0	0	0	1	1219	277	942

Friday, April 15, 2016

Time	Cls	Cls	Cls	Cls	Cls	Cls	Cls	Cls	Cls	Cls	Cls	Cls	Cls	Total	Total	Total
------	-----	-----	-----	-----	-----	-----	-----	-----	-----	-----	-----	-----	-----	-------	-------	-------

	1	2	3	4	5	6	7	8	9	10	11	12	13		AB	BA
0000	0	2	1	0	0	1	0	0	0	0	0	0	0	4	1	3
0100	0	2	0	0	0	0	0	0	0	0	0	0	0	2	1	1
0200	0	0	0	0	0	0	0	0	0	0	0	0	0	0	0	0
0300	0	1	0	0	0	0	0	0	0	0	0	0	0	1	0	1
0400	0	3	0	0	0	0	0	0	0	0	0	0	0	3	1	2
0500	0	4	0	0	0	0	0	0	0	0	0	0	0	4	2	2
0600	0	13	1	0	1	0	0	0	0	0	0	0	0	15	4	11
0700	0	53	7	0	3	0	0	0	0	0	0	0	0	63	9	54
0800	1	149	12	0	1	0	0	0	0	0	0	0	0	163	13	150
0900	0	68	10	0	0	0	0	0	0	0	0	0	0	78	17	61
1000	0	40	8	0	2	0	0	0	0	0	0	0	0	50	6	44
1100	0	56	12	0	1	0	0	0	0	0	0	0	0	69	13	56
1200	1	71	4	0	0	0	0	0	0	0	0	0	0	76	14	62
1300	1	46	6	0	3	0	0	0	0	0	0	0	0	56	12	44
1400	0	61	10	0	2	2	0	0	0	0	0	0	1	76	22	54
1500	1	82	10	0	0	1	0	0	0	0	0	0	0	94	37	57
1600	2	54	5	0	1	1	0	0	0	0	0	0	1	64	21	43
1700	1	95	7	0	0	1	0	0	0	0	0	0	0	104	31	73
1800	0	70	10	0	3	2	0	0	0	0	0	0	0	85	32	53
1900	3	51	6	0	0	0	0	0	0	0	0	0	0	60	8	52
2000	0	27	3	0	0	0	0	0	0	0	0	0	0	30	7	23
2100	0	26	2	0	1	0	0	0	0	0	0	0	0	29	8	21
2200	0	21	2	0	1	0	0	0	0	0	0	0	0	24	4	20
2300	0	11	1	0	0	0	0	0	0	0	0	0	0	12	1	11
07-09	1	202	19	0	4	0	0	0	0	0	0	0	0	226	22	204
16-18	3	149	12	0	1	2	0	0	0	0	0	0	1	168	52	116
09-16	3	424	60	0	8	3	0	0	0	0	0	0	1	499	121	378
00-00	10	1006	117	0	19	8	0	0	0	0	0	0	2	1162	264	898

Saturday, April 16, 2016

[illegible]

[illegible]

Sunday, April 17, 2016

[illegible]

1200	0	74	9	0	1	0	1	0	0	0	0	0	0	85	20	65
1300	2	56	7	0	1	0	0	0	0	0	0	0	0	66	16	50
1400	3	52	3	0	0	0	0	0	0	0	0	0	0	58	19	39
1500	0	73	7	0	1	0	0	0	0	0	0	0	0	81	25	56
1600	1	51	5	0	0	0	0	0	0	0	0	0	0	57	14	43
1700	1	52	5	0	0	0	0	0	0	0	0	0	0	58	13	45
1800	1	43	4	0	0	0	0	0	0	0	0	0	0	48	8	40
1900	1	44	1	0	0	0	0	0	0	0	0	0	0	46	6	40
2000	1	24	3	0	1	0	0	0	0	0	0	0	0	29	8	21
2100	0	32	2	0	0	0	0	0	0	0	0	0	0	34	11	23
2200	1	19	0	0	0	0	0	0	0	0	0	0	0	20	10	10
2300	0	7	0	0	0	0	0	0	0	0	0	0	0	7	3	4
07-09	0	42	8	0	0	0	0	0	0	0	0	0	0	50	5	45
16-18	2	103	10	0	0	0	0	0	0	0	0	0	0	115	27	88
09-16	6	408	38	0	4	1	1	0	0	0	0	0	0	458	128	330
00-00	13	749	69	0	6	1	1	0	0	0	0	0	0	839	215	624

Monday, April 18, 2016

Time	Cls 1	Cls 2	Cls 3	Cls 4	Cls 5	Cls 6	Cls 7	Cls 8	Cls 9	Cls 10	Cls 11	Cls 12	Cls 13	Total	Total AB	Total BA
0000	0	5	0	0	0	0	0	0	0	0	0	0	0	5	0	5
0100	0	0	0	0	0	0	0	0	0	0	0	0	0	0	0	0
0200	0	2	0	0	0	0	0	0	0	0	0	0	0	2	0	2
0300	0	2	0	0	0	0	0	0	0	0	0	0	0	2	0	2
0400	0	1	0	0	0	0	0	0	0	0	0	0	0	1	0	1
0500	0	7	0	0	0	0	0	0	0	0	0	0	0	7	0	7
0600	0	15	2	0	0	0	0	0	0	0	0	0	0	17	5	12
0700	0	28	4	0	0	0	0	0	0	0	0	0	0	32	5	27
07-09	0	28	4	0	0	0	0	0	0	0	0	0	0	32	5	27
16-18	0	0	0	0	0	0	0	0	0	0	0	0	0	0	0	0
09-16	0	0	0	0	0	0	0	0	0	0	0	0	0	0	0	0
00-00	0	60	6	0	0	0	0	0	0	0	0	0	0	66	10	56

Grand Total

Time	Cls 1	Cls 2	Cls 3	Cls 4	Cls 5	Cls 6	Cls 7	Cls 8	Cls 9	Cls 10	Cls 11	Cls 12	Cls 13	Total	Total AB	Total BA
------	-------	-------	-------	-------	-------	-------	-------	-------	-------	--------	--------	--------	--------	-------	----------	----------

--	189	19905	2087	4	267	104	5	3	0	0	0	0	12	22576	5545	17031

VancouverClass

Globals

Report Id	CustomList-287
Descriptor	VancouverClass
Created by	MetroCount Traffic Executive
Creation Time (UTC)	2016-08-02T22:21:50
Legal	Copyright (c)1997 - 2014 MetroCount
Graphic	header.bmp
Language	English
Country	United States
Time	UTC + -420 min
Create Version	4.0.6.0
Metric	Metric
Speed Unit	km/h
Length Unit	metre
Mass Unit	tonne

Dataset

Site Name	8-2900-E.Georgia 0
Site Attribute	8-2900-E.Georgia 0
File Name	H:\TRANSPORTATION\Data Management\MetroCount Files\8-2900-E.Georgia29Mar2016.EC0
File Type	Plus
Algorithm	Factory default axle
Description	8-2900-E.Georgia 0
Lane	0
Direction	8
Direction Text	8 - East bound A]B, West bound B]A.
Layout Text	Axle sensors - Paired (Class/Speed/Count)
Setup Time	2016-03-21T09:13:40
Start Time	2016-03-21T09:13:40
Finish Time	2016-03-29T11:08:40
Operator	JS
Configuration	00000000 80 00 14 6a 6a 00 00 00 00 00 , Standard

Profile

Name	Default Profile
Title	MetroCount Traffic Executive

Graphic Logo	
Header	
Footer	
Percentile 1	85
Percentile 2	95
Pace	20
Filter Start	2016-03-21T09:14:00
Filter End	2016-03-29T11:08:40
Class Scheme	Sample F3 No Bicycles
Low Speed	10
High Speed	160
Posted Limit	60
Speed Limits	60 60 60 60 60 60 60 60 60 60
Separation	0.000
Separation Type	Headway
Direction	North East South West
Encoded Direction	15

Column	
Time	24-hour time (0000 - 2359)
Cls 1	Class totals
Cls 2	Class totals
Cls 3	Class totals
Cls 4	Class totals
Cls 5	Class totals
Cls 6	Class totals
Cls 7	Class totals
Cls 8	Class totals
Cls 9	Class totals
Cls 10	Class totals
Cls 11	Class totals
Cls 12	Class totals
Cls 13	Class totals
Total	Number in time step
Total AB	Number in time step (AB)
Total BA	Number in time step (BA)

1000	2	37	3	0	0	1	0	0	0	0	0	0	0	43	14	29
1100	0	57	6	0	0	0	0	0	0	0	0	0	0	63	21	42
1200	0	48	3	0	2	0	0	0	0	0	0	0	0	53	22	31
1300	0	54	2	0	2	0	0	0	0	0	0	0	0	58	27	31
1400	0	58	8	0	5	0	0	0	0	0	0	0	0	71	33	38
1500	1	78	9	0	6	0	0	0	0	0	0	0	0	94	50	44
1600	0	82	9	0	3	2	0	0	0	0	0	0	0	96	57	39
1700	1	97	7	0	3	0	0	0	0	0	0	0	0	108	56	52
1800	0	69	6	0	0	2	0	0	0	0	0	0	0	77	42	35
1900	0	46	4	0	0	1	0	0	0	0	0	0	0	51	28	23
2000	0	19	2	0	1	2	0	0	0	0	0	0	0	24	12	12
2100	0	50	1	0	0	1	0	0	0	0	0	0	0	52	27	25
2200	0	19	0	0	0	0	0	0	0	0	0	0	0	19	10	9
2300	0	9	1	0	0	0	0	0	0	0	0	0	0	10	4	6
07-09	0	191	13	0	2	3	0	0	0	0	0	0	0	209	27	182
16-18	1	179	16	0	6	2	0	0	0	0	0	0	0	204	113	91
09-16	3	391	35	0	17	2	0	0	0	0	0	0	0	448	184	264
00-00	5	1002	84	0	27	13	0	0	0	0	0	0	0	1131	458	673

Wednesday, March 23, 2016

Time	Cls 1	Cls 2	Cls 3	Cls 4	Cls 5	Cls 6	Cls 7	Cls 8	Cls 9	Cls 10	Cls 11	Cls 12	Cls 13	Total	Total AB	Total BA
0000	0	5	0	0	0	0	0	0	0	0	0	0	0	5	2	3
0100	0	2	0	0	0	0	0	0	0	0	0	0	0	2	1	1
0200	0	2	0	0	0	0	0	0	0	0	0	0	0	2	2	0
0300	0	1	0	0	0	0	0	0	0	0	0	0	0	1	1	0
0400	0	2	1	0	0	0	0	0	0	0	0	0	0	3	2	1
0500	0	5	1	0	0	0	0	0	0	0	0	0	0	6	0	6
0600	0	10	2	0	3	0	0	0	0	0	0	0	0	15	5	10
0700	0	58	1	0	2	0	0	0	0	0	0	0	0	61	5	56
0800	0	129	15	0	0	1	0	0	0	0	0	0	0	145	21	124
0900	0	47	4	0	0	0	0	0	0	0	0	0	0	51	8	43
1000	0	55	5	0	0	0	0	0	0	0	0	0	0	60	14	46
1100	0	56	7	0	0	0	0	0	0	0	0	0	0	63	18	45
1200	0	63	7	0	1	1	0	0	0	0	0	0	0	72	30	42
1300	0	44	2	0	1	0	0	0	0	0	0	0	0	47	20	27
1400	0	70	4	0	2	3	0	0	0	0	0	0	0	79	42	37
1500	0	78	9	0	2	1	0	0	0	0	0	0	0	90	47	43
1600	0	102	7	0	2	1	0	0	0	0	0	0	0	112	62	50

[illegible]

Thursday, March 24, 2016

[illegible]

07-09	0	170	22	0	3	1	0	0	0	0	0	0	0	196	26	170
16-18	0	214	16	0	4	0	0	0	0	0	0	0	0	234	138	96
09-16	0	459	57	0	8	3	0	0	0	0	0	0	0	527	210	317
00-00	0	1123	119	0	17	7	0	0	0	0	0	0	0	1266	525	741

Friday, March 25, 2016

Time	Cls 1	Cls 2	Cls 3	Cls 4	Cls 5	Cls 6	Cls 7	Cls 8	Cls 9	Cls 10	Cls 11	Cls 12	Cls 13	Total	Total AB	Total BA
0000	0	15	1	0	0	0	0	0	0	0	0	0	0	16	6	10
0100	0	5	1	0	0	0	0	0	0	0	0	0	0	6	5	1
0200	0	6	0	0	0	0	0	0	0	0	0	0	0	6	2	4
0300	0	5	0	0	0	0	0	0	0	0	0	0	0	5	3	2
0400	0	6	0	0	0	0	0	0	0	0	0	0	0	6	3	3
0500	0	10	0	0	0	0	0	0	0	0	0	0	0	10	3	7
0600	0	7	0	0	0	0	0	0	0	0	0	0	0	7	4	3
0700	0	9	1	0	0	0	0	0	0	0	0	0	0	10	2	8
0800	0	16	5	0	2	0	0	0	0	0	0	0	0	23	7	16
0900	0	28	0	0	0	0	0	0	0	0	0	0	0	28	5	23
1000	1	50	5	0	0	0	0	0	0	0	0	0	0	56	11	45
1100	0	30	2	0	0	0	0	0	0	0	0	0	0	32	11	21
1200	0	55	5	0	1	2	0	0	0	0	0	0	0	63	33	30
1300	0	49	4	0	0	0	0	0	0	0	0	0	0	53	22	31
1400	0	52	5	0	0	2	0	0	0	0	0	0	0	59	22	37
1500	0	65	6	0	0	0	0	0	0	0	0	0	0	71	27	44
1600	0	60	1	0	0	0	0	0	0	0	0	0	0	61	38	23
1700	0	48	2	0	0	1	0	0	0	0	0	0	0	51	22	29
1800	0	40	2	0	2	0	0	0	0	0	0	0	0	44	16	28
1900	0	35	0	0	0	0	0	0	0	0	0	0	0	35	15	20
2000	0	41	1	0	0	0	0	0	0	0	0	0	0	42	21	21
2100	0	38	2	0	0	1	0	0	0	0	0	0	0	41	23	18
2200	0	17	3	0	0	1	0	0	0	0	0	0	0	21	9	12
2300	0	19	2	0	0	0	0	0	0	0	0	0	0	21	11	10
07-09	0	25	6	0	2	0	0	0	0	0	0	0	0	33	9	24
16-18	0	108	3	0	0	1	0	0	0	0	0	0	0	112	60	52
09-16	1	329	27	0	1	4	0	0	0	0	0	0	0	362	131	231
00-00	1	706	48	0	5	7	0	0	0	0	0	0	0	767	321	446

Saturday, March 26, 2016

[illegible]

Sunday, March 27, 2016

[illegible]

[illegible]

Monday, March 28, 2016

[illegible]

1000	0	34	3	0	2	0	0	0	0	0	0	0	0	39	10	29
1100	0	36	2	0	0	1	0	0	0	0	0	0	0	39	19	20
1200	0	49	3	0	0	2	0	0	0	0	0	0	0	54	22	32
1300	0	41	2	0	0	1	0	0	0	0	0	0	0	44	23	21
1400	0	45	6	0	0	0	0	0	0	0	0	0	0	51	28	23
1500	0	53	5	0	0	0	0	0	0	0	0	0	0	58	29	29
1600	0	64	6	0	0	1	0	0	0	0	0	0	0	71	34	37
1700	0	49	3	0	0	0	0	0	0	0	0	0	0	52	23	29
1800	0	50	4	0	2	0	0	0	0	0	0	0	0	56	32	24
1900	1	39	3	0	1	0	0	0	0	0	0	0	0	44	22	22
2000	0	22	3	0	1	0	0	0	0	0	0	0	0	26	18	8
2100	0	18	1	0	0	0	0	0	0	0	0	0	0	19	14	5
2200	1	14	0	0	0	0	1	0	0	0	0	0	0	16	6	10
2300	0	8	0	0	0	0	0	0	0	0	0	0	0	8	3	5
07-09	0	52	5	0	3	0	0	0	0	0	0	0	0	60	7	53
16-18	0	113	9	0	0	1	0	0	0	0	0	0	0	123	57	66
09-16	0	276	21	0	3	4	0	0	0	0	0	0	0	304	134	170
00-00	2	623	50	0	11	5	1	0	0	0	0	0	0	692	307	385

Tuesday, March 29, 2016

Time	Cls 1	Cls 2	Cls 3	Cls 4	Cls 5	Cls 6	Cls 7	Cls 8	Cls 9	Cls 10	Cls 11	Cls 12	Cls 13	Total	Total AB	Total BA
0000	0	5	1	0	0	0	0	0	0	0	0	0	0	6	4	2
0100	0	2	0	0	0	0	0	0	0	0	0	0	0	2	2	0
0200	0	3	1	0	0	0	0	0	0	0	0	0	0	4	1	3
0300	0	3	0	0	0	0	0	0	0	0	0	0	0	3	1	2
0400	0	2	0	0	0	0	0	0	0	0	0	0	0	2	1	1
0500	0	8	1	0	0	0	0	0	0	0	0	0	0	9	1	8
0600	0	18	2	0	1	0	0	0	0	0	0	0	0	21	5	16
0700	0	73	11	0	2	1	0	0	0	0	0	0	0	87	11	76
0800	0	177	18	0	1	2	0	0	0	0	0	0	0	198	38	160
0900	0	66	10	0	1	1	0	0	0	0	0	0	0	78	16	62
1000	0	44	7	0	1	0	0	0	0	0	0	0	0	52	13	39
1100	0	4	0	0	0	0	0	0	0	0	0	0	0	4	1	3
07-09	0	250	29	0	3	3	0	0	0	0	0	0	0	285	49	236
16-18	0	0	0	0	0	0	0	0	0	0	0	0	0	0	0	0
09-16	0	114	17	0	2	1	0	0	0	0	0	0	0	134	30	104
00-00	0	405	51	0	6	4	0	0	0	0	0	0	0	466	94	372

Grand Total

Time	Cls 1	Cls 2	Cls 3	Cls 4	Cls 5	Cls 6	Cls 7	Cls 8	Cls 9	Cls 10	Cls 11	Cls 12	Cls 13	Total	Total AB	Total BA
--	15	7055	624	0	108	58	1	1	0	0	0	0	0	7862	3288	4574

VancouverClass

Globals

Report Id	CustomList-286
Descriptor	VancouverClass
Created by	MetroCount Traffic Executive
Creation Time (UTC)	2016-08-02T22:19:54
Legal	Copyright (c)1997 - 2014 MetroCount
Graphic	header.bmp
Language	English
Country	United States
Time	UTC + -420 min
Create Version	4.0.6.0
Metric	Metric
Speed Unit	km/h
Length Unit	metre
Mass Unit	tonne

Dataset

Site Name	8-2900-E.Georgia 0
Site Attribute	8-2900-E.Georgia 0
File Name	H:\TRANSPORTATION\Data Management\MetroCount Files\8-2900-E.Georgia13Apr2016.EC0
File Type	Plus
Algorithm	Factory default axle
Description	8-2900-E.Georgia 0
Lane	0
Direction	8
Direction Text	8 - East bound A]B, West bound B]A.
Layout Text	Axle sensors - Paired (Class/Speed/Count)
Setup Time	2016-03-29T11:11:10
Start Time	2016-03-29T11:11:10
Finish Time	2016-04-13T12:44:10
Operator	JS
Configuration	00000000 80 00 14 6a 6a 00 00 00 00 00 , Standard

Profile

Name	Default Profile
Title	MetroCount Traffic Executive

Graphic Logo	
Header	
Footer	
Percentile 1	85
Percentile 2	95
Pace	20
Filter Start	2016-03-29T11:12:00
Filter End	2016-04-13T12:44:10
Class Scheme	Sample F3 No Bicycles
Low Speed	10
High Speed	160
Posted Limit	60
Speed Limits	60 60 60 60 60 60 60 60 60 60
Separation	0.000
Separation Type	Headway
Direction	North East South West
Encoded Direction	15

Column	
Time	24-hour time (0000 - 2359)
Cls 1	Class totals
Cls 2	Class totals
Cls 3	Class totals
Cls 4	Class totals
Cls 5	Class totals
Cls 6	Class totals
Cls 7	Class totals
Cls 8	Class totals
Cls 9	Class totals
Cls 10	Class totals
Cls 11	Class totals
Cls 12	Class totals
Cls 13	Class totals
Total	Number in time step
Total AB	Number in time step (AB)
Total BA	Number in time step (BA)

Tuesday, March 29, 2016

Time	Cls 1	Cls 2	Cls 3	Cls 4	Cls 5	Cls 6	Cls 7	Cls 8	Cls 9	Cls 10	Cls 11	Cls 12	Cls 13	Total	Total AB	Total BA
1100	0	32	5	0	1	0	0	0	0	0	0	0	0	38	17	21
1200	1	42	5	0	4	1	0	0	0	0	0	0	0	53	21	32
1300	1	51	8	0	1	1	0	0	0	0	0	0	0	62	36	26
1400	1	74	5	0	0	1	0	0	0	1	0	0	0	82	37	45
1500	1	99	19	0	3	1	0	1	0	0	0	0	0	124	70	54
1600	0	101	11	0	2	1	0	0	0	0	0	0	0	115	74	41
1700	1	107	7	0	2	1	0	0	0	0	0	0	0	118	68	50
1800	0	65	5	0	0	1	0	0	0	0	0	0	0	71	38	33
1900	0	51	2	0	0	1	0	0	0	0	0	0	0	54	30	24
2000	0	35	2	0	0	0	0	0	0	0	0	0	0	37	21	16
2100	1	30	2	0	0	0	0	0	0	0	0	0	0	33	16	17
2200	1	19	1	0	0	0	0	0	0	0	0	0	0	21	10	11
2300	0	8	1	0	0	0	0	0	0	0	0	0	0	9	5	4
07-09	0	0	0	0	0	0	0	0	0	0	0	0	0	0	0	0
16-18	1	208	18	0	4	2	0	0	0	0	0	0	0	233	142	91
09-16	4	298	42	0	9	4	0	1	0	1	0	0	0	359	181	178
00-00	7	714	73	0	13	8	0	1	0	1	0	0	0	817	443	374

Wednesday, March 30, 2016

[illegible]

1200	2	50	6	0	4	0	0	0	0	0	0	0	0	62	18	44
1300	1	52	6	0	0	1	0	0	0	0	0	0	0	60	29	31
1400	1	76	12	0	1	1	0	0	0	0	0	0	0	91	41	50
1500	2	74	15	0	1	3	0	0	0	0	0	0	0	95	59	36
1600	1	88	10	0	5	0	0	0	0	0	0	0	0	104	72	32
1700	0	116	9	0	0	0	0	0	0	0	0	0	0	125	78	47
1800	2	66	8	0	0	0	0	0	0	0	0	0	0	76	52	24
1900	1	39	8	0	0	1	0	0	0	0	0	0	0	49	23	26
2000	0	31	3	0	0	0	0	0	0	0	0	0	0	34	14	20
2100	0	33	0	0	0	1	0	0	0	0	0	0	0	34	18	16
2200	0	15	0	0	0	0	0	0	0	0	0	0	0	15	9	6
2300	0	14	1	0	0	0	0	0	0	0	0	0	0	15	12	3
07-09	0	230	31	0	2	2	0	0	0	0	0	0	0	265	48	217
16-18	1	204	19	0	5	0	0	0	0	0	0	0	0	229	150	79
09-16	7	406	54	0	10	10	0	0	1	1	0	0	0	489	215	274
00-00	11	1075	130	0	18	14	0	0	1	1	0	0	0	1250	556	694

Thursday, March 31, 2016

Time	Cls 1	Cls 2	Cls 3	Cls 4	Cls 5	Cls 6	Cls 7	Cls 8	Cls 9	Cls 10	Cls 11	Cls 12	Cls 13	Total	Total AB	Total BA
0000	0	5	0	0	0	0	0	0	0	0	0	0	0	5	2	3
0100	0	0	0	0	0	0	0	0	0	0	0	0	0	0	0	0
0200	0	5	0	0	0	0	0	0	0	0	0	0	0	5	3	2
0300	0	0	0	0	0	0	0	0	0	0	0	0	0	0	0	0
0400	0	1	1	0	0	0	0	0	0	0	0	0	0	2	2	0
0500	0	7	1	0	0	0	0	0	0	0	0	0	0	8	1	7
0600	0	15	3	0	1	0	0	0	0	0	0	0	0	19	3	16
0700	0	95	9	0	1	1	0	0	0	0	0	0	0	106	13	93
0800	0	205	16	0	4	0	0	0	0	0	0	0	0	225	35	190
0900	1	74	15	0	3	0	0	0	0	0	0	0	0	93	24	69
1000	1	39	4	0	1	1	0	0	0	0	0	0	0	46	10	36
1100	0	37	6	0	0	0	0	0	0	0	0	0	0	43	16	27
1200	0	45	8	0	2	0	0	0	0	0	0	0	0	55	25	30
1300	0	40	5	0	4	0	0	0	0	0	0	0	0	49	27	22
1400	0	66	12	0	4	0	0	0	0	0	0	0	0	82	40	42
1500	0	91	21	0	3	0	0	0	0	0	0	0	0	115	77	38
1600	2	94	13	0	1	0	0	0	0	0	0	0	0	110	69	41
1700	2	90	12	0	1	1	0	0	0	0	0	0	0	106	75	31
1800	1	81	10	0	0	0	0	1	0	0	0	0	0	93	62	31

1900	0	61	4	0	1	0	0	0	0	0	0	0	0	0	66	29	37
2000	0	41	3	0	0	0	0	0	0	0	0	0	0	0	44	18	26
2100	0	31	4	0	0	1	0	0	0	0	0	0	0	0	36	13	23
2200	0	25	2	0	0	0	0	0	0	0	0	0	0	0	27	18	9
2300	0	9	1	0	0	0	0	0	0	0	0	0	0	0	10	7	3
07-09	0	300	25	0	5	1	0	0	0	0	0	0	0	0	331	48	283
16-18	4	184	25	0	2	1	0	0	0	0	0	0	0	0	216	144	72
09-16	2	392	71	0	17	1	0	0	0	0	0	0	0	0	483	219	264
00-00	7	1157	150	0	26	4	0	1	0	0	0	0	0	0	1345	569	776

Friday, April 01, 2016

Time	Cls 1	Cls 2	Cls 3	Cls 4	Cls 5	Cls 6	Cls 7	Cls 8	Cls 9	Cls 10	Cls 11	Cls 12	Cls 13	Total	Total AB	Total BA
0000	0	6	0	0	0	0	0	0	0	0	0	0	0	6	5	1
0100	0	2	0	0	0	0	0	0	0	0	0	0	0	2	1	1
0200	0	5	0	0	0	0	0	0	0	0	0	0	0	5	3	2
0300	0	1	0	0	0	0	0	0	0	0	0	0	0	1	0	1
0400	0	3	0	0	0	0	0	0	0	0	0	0	0	3	2	1
0500	0	7	0	0	0	0	0	0	0	0	0	0	0	7	1	6
0600	0	11	4	0	0	0	0	0	0	0	0	0	0	15	2	13
0700	0	80	9	0	1	0	0	0	0	0	0	0	0	90	6	84
0800	0	164	20	0	6	0	0	0	0	0	0	0	0	190	29	161
0900	0	61	4	0	1	0	0	0	0	0	0	0	0	66	16	50
1000	0	38	7	0	1	1	0	0	0	0	0	0	0	47	15	32
1100	0	32	4	0	1	0	0	0	0	0	0	0	0	37	14	23
1200	1	46	10	0	1	0	0	0	0	0	0	0	0	58	20	38
1300	1	53	13	0	3	1	0	0	0	0	0	0	0	71	35	36
1400	0	76	8	0	4	0	0	0	0	0	0	0	0	88	43	45
1500	2	99	12	0	0	0	0	0	0	0	0	0	0	113	61	52
1600	0	88	9	1	0	0	0	0	0	0	0	0	0	98	62	36
1700	0	96	7	0	0	0	0	0	0	0	0	0	0	103	70	33
1800	0	80	4	0	2	0	0	0	0	0	0	0	0	86	41	45
1900	0	57	3	0	0	0	0	0	0	0	0	0	0	60	25	35
2000	0	31	2	0	0	0	0	0	0	0	0	0	0	33	18	15
2100	0	35	3	0	0	0	0	0	0	0	0	0	0	38	20	18
2200	0	27	2	0	0	0	0	0	0	0	0	0	0	29	12	17
2300	0	20	1	0	0	0	0	0	0	0	0	0	0	21	12	9
07-09	0	244	29	0	7	0	0	0	0	0	0	0	0	280	35	245
16-18	0	184	16	1	0	0	0	0	0	0	0	0	0	201	132	69

09-16	4	405	58	0	11	2	0	0	0	0	0	0	0	480	204	276
00-00	4	1118	122	1	20	2	0	0	0	0	0	0	0	1267	513	754

Saturday, April 02, 2016

Time	Cls 1	Cls 2	Cls 3	Cls 4	Cls 5	Cls 6	Cls 7	Cls 8	Cls 9	Cls 10	Cls 11	Cls 12	Cls 13	Total	Total AB	Total BA
0000	0	11	2	0	0	0	0	0	0	0	0	0	0	13	7	6
0100	0	8	0	0	0	0	0	0	0	0	0	0	0	8	4	4
0200	0	1	2	0	0	0	0	0	0	0	0	0	0	3	2	1
0300	0	3	0	0	0	0	0	0	0	0	0	0	0	3	2	1
0400	0	2	0	0	0	0	0	0	0	0	0	0	0	2	1	1
0500	0	5	0	0	0	0	0	0	0	0	0	0	0	5	0	5
0600	0	5	1	0	0	0	0	0	0	0	0	0	0	6	3	3
0700	0	15	1	0	0	0	0	0	0	0	0	0	0	16	4	12
0800	0	27	2	0	0	0	0	0	0	0	0	0	0	29	8	21
0900	0	35	3	1	1	0	0	0	0	0	0	0	0	40	8	32
1000	0	45	4	0	1	0	0	0	0	0	0	0	0	50	13	37
1100	1	50	7	0	0	0	0	0	0	0	0	0	0	58	21	37
1200	1	49	6	0	0	0	0	0	0	0	0	0	0	56	23	33
1300	1	60	7	0	0	0	0	0	0	0	0	0	0	68	32	36
1400	1	68	6	0	0	0	0	0	0	0	0	0	0	75	28	47
1500	1	68	5	0	1	0	0	0	0	0	0	0	0	75	37	38
1600	1	64	10	0	0	0	0	0	0	0	0	0	0	75	35	40
1700	1	56	6	0	0	0	0	0	0	0	0	0	0	63	27	36
1800	0	52	5	0	1	0	0	0	0	0	0	0	0	58	31	27
1900	0	21	3	0	0	1	0	0	0	0	0	0	0	25	14	11
2000	0	22	1	0	0	1	0	0	0	0	0	0	0	24	13	11
2100	1	28	1	0	0	0	0	0	0	0	0	0	0	30	21	9
2200	0	19	1	0	0	0	0	0	0	0	0	0	0	20	10	10
2300	0	19	1	0	0	0	0	0	0	0	0	0	0	20	12	8
07-09	0	42	3	0	0	0	0	0	0	0	0	0	0	45	12	33
16-18	2	120	16	0	0	0	0	0	0	0	0	0	0	138	62	76
09-16	5	375	38	1	3	0	0	0	0	0	0	0	0	422	162	260
00-00	8	733	74	1	4	2	0	0	0	0	0	0	0	822	356	466

Sunday, April 03, 2016

Time	Cls	Cls	Cls	Cls	Cls	Cls	Cls	Cls	Cls	Cls	Cls	Cls	Cls	Total	Total	Total
------	-----	-----	-----	-----	-----	-----	-----	-----	-----	-----	-----	-----	-----	-------	-------	-------

[illegible]

Monday, April 04, 2016

[illegible]

[illegible]

Tuesday, April 05, 2016

[illegible]

[illegible]

Wednesday, April 06, 2016

[illegible]

1900	0	54	6	0	0	0	0	0	0	0	0	0	0	60	24	36
2000	0	25	4	0	0	0	0	0	0	0	0	0	0	29	16	13
2100	0	37	2	0	0	1	0	0	0	0	0	0	0	40	29	11
2200	0	21	0	0	0	0	0	0	0	0	0	0	0	21	14	7
2300	0	16	2	0	0	0	0	0	0	0	0	0	0	18	8	10
07-09	0	250	28	0	3	0	0	1	0	0	0	0	0	282	39	243
16-18	1	197	26	0	3	2	0	0	0	0	0	0	0	229	147	82
09-16	1	407	62	0	7	3	0	0	0	0	0	0	0	480	208	272
00-00	2	1132	139	0	15	6	0	1	0	0	0	0	0	1295	550	745

Thursday, April 07, 2016

[illegible]

09-16	1	463	74	1	15	3	0	0	0	0	0	0	0	557	197	360
00-00	6	1133	155	1	21	3	0	0	0	0	0	0	0	1319	490	829

Friday, April 08, 2016

Time	Cls 1	Cls 2	Cls 3	Cls 4	Cls 5	Cls 6	Cls 7	Cls 8	Cls 9	Cls 10	Cls 11	Cls 12	Cls 13	Total	Total AB	Total BA
0000	0	7	0	0	0	0	0	0	0	0	0	0	0	7	3	4
0100	0	3	0	0	0	0	0	0	0	0	0	0	0	3	2	1
0200	0	2	0	0	0	0	0	0	0	0	0	0	0	2	0	2
0300	0	1	0	0	0	0	0	0	0	0	0	0	0	1	1	0
0400	0	5	1	0	0	0	0	0	0	0	0	0	0	6	4	2
0500	0	9	1	0	0	0	0	0	0	0	0	0	0	10	2	8
0600	0	15	0	0	1	0	0	0	0	0	0	0	0	16	5	11
0700	0	85	2	0	0	0	0	0	0	0	0	0	0	87	12	75
0800	0	151	23	0	1	3	0	0	0	0	0	0	0	178	39	139
0900	0	65	9	0	0	0	0	0	0	0	0	0	0	74	23	51
1000	0	44	7	0	0	0	0	0	0	0	0	0	0	51	11	40
1100	0	43	7	0	3	0	0	0	0	0	0	0	0	53	20	33
1200	0	55	3	0	3	0	0	0	0	0	0	0	0	61	21	40
1300	0	44	3	0	0	0	0	0	0	0	0	0	0	47	27	20
1400	0	84	13	0	5	0	0	0	0	0	0	0	0	102	43	59
1500	1	97	13	0	1	0	1	0	0	0	0	0	0	113	69	44
1600	2	85	8	0	2	0	0	0	0	0	0	0	0	97	55	42
1700	1	74	2	0	2	0	0	0	0	0	0	0	0	79	50	29
1800	1	94	6	0	0	0	0	0	0	0	0	0	0	101	57	44
1900	1	56	3	0	3	0	0	0	0	0	0	0	0	63	34	29
2000	0	40	1	0	0	0	0	0	0	0	0	0	0	41	24	17
2100	0	30	6	0	0	0	0	0	0	0	0	0	0	36	14	22
2200	0	28	3	0	0	0	0	0	0	0	0	0	0	31	17	14
2300	0	15	1	0	0	0	0	0	0	0	0	0	0	16	8	8
07-09	0	236	25	0	1	3	0	0	0	0	0	0	0	265	51	214
16-18	3	159	10	0	4	0	0	0	0	0	0	0	0	176	105	71
09-16	1	432	55	0	12	0	1	0	0	0	0	0	0	501	214	287
00-00	6	1132	112	0	21	3	1	0	0	0	0	0	0	1275	541	734

Saturday, April 09, 2016

Time	Cls	Cls	Cls	Cls	Cls	Cls	Cls	Cls	Cls	Cls	Cls	Cls	Cls	Total	Total	Total
------	-----	-----	-----	-----	-----	-----	-----	-----	-----	-----	-----	-----	-----	-------	-------	-------

[illegible]

Sunday, April 10, 2016

[illegible]

[illegible]

Monday, April 11, 2016

[illegible]

[illegible]

Tuesday, April 12, 2016

[illegible]

1900	0	71	2	0	0	0	0	0	0	0	0	0	0	0	73	26	47
2000	0	39	4	0	0	1	0	0	0	0	0	0	0	0	44	25	19
2100	0	24	1	0	0	1	0	0	0	0	0	0	0	0	26	15	11
2200	0	13	1	0	0	0	0	0	0	0	0	0	0	0	14	4	10
2300	0	9	0	0	0	0	0	0	0	0	0	0	0	0	9	6	3
07-09	0	237	23	0	4	5	0	0	0	0	0	0	0	0	269	58	211
16-18	0	193	18	0	3	1	1	0	0	0	0	0	0	0	216	144	72
09-16	1	422	52	0	11	5	0	1	0	0	0	0	0	0	492	195	297
00-00	1	1114	115	0	19	13	1	1	0	0	0	0	0	0	1264	522	742

Wednesday, April 13, 2016

Time	Cls 1	Cls 2	Cls 3	Cls 4	Cls 5	Cls 6	Cls 7	Cls 8	Cls 9	Cls 10	Cls 11	Cls 12	Cls 13	Total	Total AB	Total BA
0000	0	3	1	0	0	0	0	0	0	0	0	0	0	4	3	1
0100	0	1	0	0	0	0	0	0	0	0	0	0	0	1	0	1
0200	0	2	0	0	0	0	0	0	0	0	0	0	0	2	0	2
0300	0	1	0	0	0	0	0	0	0	0	0	0	0	1	1	0
0400	0	3	0	0	0	0	0	0	0	0	0	0	0	3	3	0
0500	0	8	1	0	0	0	0	0	0	0	0	0	0	9	1	8
0600	0	20	4	0	1	0	0	0	0	0	0	0	0	25	5	20
0700	0	66	8	0	3	1	0	0	0	0	0	0	0	78	16	62
0800	0	166	11	0	3	0	0	0	0	0	0	0	0	180	35	145
0900	0	71	3	0	0	0	0	0	0	0	0	0	0	74	20	54
1000	0	40	6	0	1	0	0	0	0	0	0	0	0	47	12	35
1100	0	42	7	0	1	0	0	0	0	0	0	0	0	50	16	34
1200	0	37	3	0	0	0	0	0	0	0	0	0	0	40	20	20
07-09	0	232	19	0	6	1	0	0	0	0	0	0	0	258	51	207
16-18	0	0	0	0	0	0	0	0	0	0	0	0	0	0	0	0
09-16	0	190	19	0	2	0	0	0	0	0	0	0	0	211	68	143
00-00	0	460	44	0	9	1	0	0	0	0	0	0	0	514	132	382

Grand Total

Time	Cls 1	Cls 2	Cls 3	Cls 4	Cls 5	Cls 6	Cls 7	Cls 8	Cls 9	Cls 10	Cls 11	Cls 12	Cls 13	Total	Total AB	Total BA
--	73	15271	1740	4	238	84	3	4	1	2	0	0	0	17420	7312	10108

VancouverClass

Globals

Report Id	CustomList-330
Descriptor	VancouverClass
Created by	MetroCount Traffic Executive
Creation Time (UTC)	2016-08-03T20:19:54
Legal	Copyright (c)1997 - 2014 MetroCount
Graphic	header.bmp
Language	English
Country	United States
Time	UTC + -420 min
Create Version	4.0.6.0
Metric	Metric
Speed Unit	km/h
Length Unit	metre
Mass Unit	tonne

Dataset

Site Name	15-3100-E.george 0
Site Attribute	15-3100-E.george 0
File Name	H:\TRANSPORTATION\Data Management\MetroCount Files\15-3100-E.georgia21Mar2016.EC0
File Type	Plus
Algorithm	Factory default axle
Description	15-3100-E.george 0
Lane	0
Direction	8
Direction Text	8 - East bound A]B, West bound B]A.
Layout Text	Axle sensors - Paired (Class/Speed/Count)
Setup Time	2016-03-10T11:14:57
Start Time	2016-03-10T11:14:57
Finish Time	2016-03-21T08:15:57
Operator	JS
Configuration	00000000 80 00 14 6a 6a 00 00 00 00 00 , Standard

Profile

Name	Default Profile
Title	MetroCount Traffic Executive

Graphic Logo	
Header	
Footer	
Percentile 1	85
Percentile 2	95
Pace	20
Filter Start	2016-03-10T11:15:00
Filter End	2016-03-21T08:15:57
Class Scheme	Sample F3 No Bicycles
Low Speed	10
High Speed	160
Posted Limit	60
Speed Limits	60 60 60 60 60 60 60 60 60 60
Separation	0.000
Separation Type	Headway
Direction	North East South West
Encoded Direction	15

Column	
Time	24-hour time (0000 - 2359)
Cls 1	Class totals
Cls 2	Class totals
Cls 3	Class totals
Cls 4	Class totals
Cls 5	Class totals
Cls 6	Class totals
Cls 7	Class totals
Cls 8	Class totals
Cls 9	Class totals
Cls 10	Class totals
Cls 11	Class totals
Cls 12	Class totals
Cls 13	Class totals
Total	Number in time step
Total AB	Number in time step (AB)
Total BA	Number in time step (BA)

Thursday, March 10, 2016

[illegible]

Friday, March 11, 2016

[illegible]

[illegible]

Saturday, March 12, 2016

[illegible]

[illegible]

Sunday, March 13, 2016

[illegible]

09-16	0	316	29	0	1	0	0	0	0	0	0	0	0	346	143	203
00-00	0	564	51	0	2	1	0	0	0	0	0	0	0	618	260	358

Monday, March 14, 2016

Time	Cls 1	Cls 2	Cls 3	Cls 4	Cls 5	Cls 6	Cls 7	Cls 8	Cls 9	Cls 10	Cls 11	Cls 12	Cls 13	Total	Total AB	Total BA
0000	0	1	0	0	0	0	0	0	0	0	0	0	0	1	1	0
0100	0	1	0	0	0	0	0	0	0	0	0	0	0	1	0	1
0200	0	0	0	0	0	0	0	0	0	0	0	0	0	0	0	0
0300	0	2	0	0	0	0	0	0	0	0	0	0	0	2	1	1
0400	0	4	1	0	0	0	0	0	0	0	0	0	0	5	0	5
0500	0	10	2	0	1	0	0	0	0	0	0	0	0	13	1	12
0600	0	51	5	0	0	0	0	0	0	0	0	0	0	56	10	46
0700	0	90	5	0	1	0	0	0	0	0	0	0	0	96	17	79
0800	0	41	5	0	1	0	0	0	0	0	0	0	0	47	17	30
0900	0	25	2	0	0	0	0	0	0	0	0	0	0	27	10	17
1000	0	36	4	0	0	0	0	0	0	0	0	0	0	40	14	26
1100	0	36	4	1	0	0	0	0	0	0	0	0	0	41	17	24
1200	0	39	5	0	5	0	0	0	0	0	0	0	0	49	26	23
1300	0	47	7	0	1	1	0	0	0	0	0	0	0	56	35	21
1400	0	79	10	0	0	0	0	0	0	0	0	0	0	89	60	29
1500	1	105	15	0	6	0	0	0	0	0	0	0	0	127	98	29
1600	0	115	19	0	0	0	0	0	0	0	0	0	0	134	102	32
1700	0	61	4	0	0	0	0	0	0	0	0	0	0	65	38	27
1800	0	31	5	0	0	0	0	0	0	0	0	0	0	36	17	19
1900	0	31	0	0	0	0	0	0	0	0	0	0	0	31	13	18
2000	0	23	3	0	0	0	0	0	0	0	0	0	0	26	9	17
2100	0	25	3	0	0	0	0	0	0	0	0	0	0	28	17	11
2200	0	19	2	0	0	0	0	0	0	0	0	0	0	21	9	12
2300	0	2	0	0	0	0	0	0	0	0	0	0	0	2	0	2
07-09	0	131	10	0	2	0	0	0	0	0	0	0	0	143	34	109
16-18	0	176	23	0	0	0	0	0	0	0	0	0	0	199	140	59
09-16	1	367	47	1	12	1	0	0	0	0	0	0	0	429	260	169
00-00	1	874	101	1	15	1	0	0	0	0	0	0	0	993	512	481

Tuesday, March 15, 2016

Time	Cls	Cls	Cls	Cls	Cls	Cls	Cls	Cls	Cls	Cls	Cls	Cls	Cls	Total	Total	Total
------	-----	-----	-----	-----	-----	-----	-----	-----	-----	-----	-----	-----	-----	-------	-------	-------

[illegible]

Wednesday, March 16, 2016

[illegible]

0500	0	13	0	0	0	0	0	0	0	0	0	0	13	2	11
0600	0	56	3	0	0	0	0	0	0	0	0	0	59	8	51
0700	0	85	6	0	0	0	0	0	0	0	0	0	91	15	76
0800	0	54	4	0	0	1	0	0	0	0	0	0	59	11	48
0900	0	43	2	0	0	0	0	0	0	0	0	0	45	23	22
1000	0	40	0	0	1	0	0	0	0	0	0	0	41	20	21
1100	1	44	9	0	0	0	0	0	0	0	0	0	54	24	30
1200	0	37	6	0	2	0	0	0	0	0	0	0	45	26	19
1300	0	50	8	0	1	0	0	0	0	0	0	0	59	31	28
1400	0	73	16	0	1	0	1	0	0	0	0	0	91	56	35
1500	0	120	14	0	4	0	0	0	0	0	0	0	138	95	43
1600	0	111	18	0	4	0	0	0	0	0	0	0	133	94	39
1700	1	66	8	0	1	0	0	0	0	0	0	0	76	44	32
1800	0	47	5	0	0	0	0	0	0	0	0	0	52	21	31
1900	0	22	3	0	0	0	0	0	0	0	0	0	25	11	14
2000	0	30	4	0	0	0	0	0	0	0	0	0	34	18	16
2100	0	20	4	0	0	0	0	0	0	0	0	0	24	13	11
2200	0	7	3	0	0	0	0	0	0	0	0	0	10	5	5
2300	0	7	0	0	0	0	0	0	0	0	0	0	7	2	5
07-09	0	139	10	0	0	1	0	0	0	0	0	0	150	26	124
16-18	1	177	26	0	5	0	0	0	0	0	0	0	209	138	71
09-16	1	407	55	0	9	0	1	0	0	0	0	0	473	275	198
00-00	2	930	115	0	14	1	1	0	0	0	0	0	1063	521	542

Thursday, March 17, 2016

[illegible]

[illegible]

Friday, March 18, 2016

[illegible]

1900	0	29	1	0	0	0	0	0	0	0	0	0	0	30	20	10
2000	0	30	2	0	1	0	0	0	0	0	0	0	0	33	20	13
2100	0	26	1	0	0	0	0	0	0	0	0	0	0	27	12	15
2200	0	19	0	0	0	0	0	0	0	0	0	0	0	19	11	8
2300	0	13	3	0	0	0	0	0	0	0	0	0	0	16	11	5
07-09	0	125	12	0	2	0	0	0	0	0	0	0	0	139	30	109
16-18	1	175	18	0	2	0	0	0	0	0	0	0	0	196	113	83
09-16	0	416	69	0	6	1	0	1	0	0	0	0	0	493	295	198
00-00	2	957	118	0	11	1	0	1	0	0	0	0	0	1090	552	538

Saturday, March 19, 2016

[illegible]

09-16	2	383	47	0	3	0	0	0	0	0	0	0	0	435	195	240
00-00	3	729	76	0	5	1	0	0	0	0	0	0	0	814	364	450

Sunday, March 20, 2016

Time	Cls 1	Cls 2	Cls 3	Cls 4	Cls 5	Cls 6	Cls 7	Cls 8	Cls 9	Cls 10	Cls 11	Cls 12	Cls 13	Total	Total AB	Total BA
0000	0	4	0	0	0	0	0	0	0	0	0	0	0	4	2	2
0100	0	4	0	0	0	0	0	0	0	0	0	0	0	4	1	3
0200	0	2	0	0	0	0	0	0	0	0	0	0	0	2	0	2
0300	0	3	1	0	0	0	0	0	0	0	0	0	0	4	3	1
0400	0	1	0	0	0	0	0	0	0	0	0	0	0	1	1	0
0500	0	3	0	0	0	0	0	0	0	0	0	0	0	3	1	2
0600	0	9	0	0	0	0	0	0	0	0	0	0	0	9	4	5
0700	0	17	0	0	0	0	0	0	0	0	0	0	0	17	3	14
0800	0	37	1	0	0	0	0	0	0	0	0	0	0	38	17	21
0900	0	34	4	0	0	0	0	0	0	0	0	0	0	38	20	18
1000	0	64	4	0	1	0	0	0	0	0	0	0	0	69	24	45
1100	0	64	2	0	0	0	0	0	0	0	0	0	0	66	37	29
1200	0	50	5	0	1	0	0	0	0	0	0	0	0	56	28	28
1300	0	49	5	0	0	0	0	0	0	0	0	0	0	54	25	29
1400	0	46	5	0	0	0	0	0	0	0	0	0	0	51	31	20
1500	0	52	1	0	0	0	0	0	0	0	0	0	0	53	22	31
1600	0	46	13	0	0	0	0	0	0	0	0	0	0	59	28	31
1700	0	32	4	0	0	0	0	0	0	0	0	0	0	36	15	21
1800	0	30	3	0	0	0	0	0	0	0	0	0	0	33	14	19
1900	0	20	3	0	0	0	0	0	0	0	0	0	0	23	12	11
2000	1	18	0	0	0	0	0	0	0	0	0	0	0	19	10	9
2100	0	13	0	0	0	0	0	0	0	0	0	0	0	13	7	6
2200	0	8	1	0	0	0	0	0	0	0	0	0	0	9	3	6
2300	0	2	0	0	0	0	0	0	0	0	0	0	0	2	1	1
07-09	0	54	1	0	0	0	0	0	0	0	0	0	0	55	20	35
16-18	0	78	17	0	0	0	0	0	0	0	0	0	0	95	43	52
09-16	0	359	26	0	2	0	0	0	0	0	0	0	0	387	187	200
00-00	1	608	52	0	2	0	0	0	0	0	0	0	0	663	309	354

Monday, March 21, 2016

Time	Cls	Cls	Cls	Cls	Cls	Cls	Cls	Cls	Cls	Cls	Cls	Cls	Cls	Total	Total	Total
------	-----	-----	-----	-----	-----	-----	-----	-----	-----	-----	-----	-----	-----	-------	-------	-------

	1	2	3	4	5	6	7	8	9	10	11	12	13		AB	BA
0000	0	1	1	0	0	0	0	0	0	0	0	0	0	2	2	0
0100	0	2	0	0	0	0	0	0	0	0	0	0	0	2	0	2
0200	0	1	0	0	0	0	0	0	0	0	0	0	0	1	1	0
0300	0	0	0	0	0	0	0	0	0	0	0	0	0	0	0	0
0400	0	3	1	0	0	0	0	0	0	0	0	0	0	4	1	3
0500	0	11	1	0	1	0	0	0	0	0	0	0	0	13	0	13
0600	0	65	3	0	0	0	0	0	0	0	0	0	0	68	7	61
0700	0	140	7	0	0	0	0	0	0	0	0	0	0	147	26	121
0800	0	16	2	0	1	0	0	0	0	0	0	0	0	19	6	13
07-09	0	156	9	0	1	0	0	0	0	0	0	0	0	166	32	134
16-18	0	0	0	0	0	0	0	0	0	0	0	0	0	0	0	0
09-16	0	0	0	0	0	0	0	0	0	0	0	0	0	0	0	0
00-00	0	239	15	0	2	0	0	0	0	0	0	0	0	256	43	213

Grand Total

Time	Cls 1	Cls 2	Cls 3	Cls 4	Cls 5	Cls 6	Cls 7	Cls 8	Cls 9	Cls 10	Cls 11	Cls 12	Cls 13	Total	Total AB	Total BA
--	20	9207	1021	2	110	7	1	1	0	0	0	0	0	10369	5017	5352

VancouverClass

Globals

Report Id	CustomList-332
Descriptor	VancouverClass
Created by	MetroCount Traffic Executive
Creation Time (UTC)	2016-08-03T20:22:44
Legal	Copyright (c)1997 - 2014 MetroCount
Graphic	header.bmp
Language	English
Country	United States
Time	UTC + -420 min
Create Version	4.0.6.0
Metric	Metric
Speed Unit	km/h
Length Unit	metre
Mass Unit	tonne

Dataset

Site Name	15-3100-EGeorgia 0
Site Attribute	15-3100-EGeorgia 0
File Name	H:\TRANSPORTATION\Data Management\MetroCount Files\15-3100-EGeorgia29Mar2016.EC0
File Type	Plus
Algorithm	Factory default axle
Description	15-3100-EGeorgia 0
Lane	0
Direction	8
Direction Text	8 - East bound A]B, West bound B]A.
Layout Text	Axle sensors - Paired (Class/Speed/Count)
Setup Time	2016-03-21T09:18:03
Start Time	2016-03-21T09:18:03
Finish Time	2016-03-29T11:14:03
Operator	RG
Configuration	00000000 80 00 14 6a 6a 00 00 00 00 00 , Standard

Profile

Name	Default Profile
Title	MetroCount Traffic Executive

Graphic Logo	
Header	
Footer	
Percentile 1	85
Percentile 2	95
Pace	20
Filter Start	2016-03-21T09:19:00
Filter End	2016-03-29T11:14:03
Class Scheme	Sample F3 No Bicycles
Low Speed	10
High Speed	160
Posted Limit	60
Speed Limits	60 60 60 60 60 60 60 60 60 60
Separation	0.000
Separation Type	Headway
Direction	North East South West
Encoded Direction	15

Column	
Time	24-hour time (0000 - 2359)
Cls 1	Class totals
Cls 2	Class totals
Cls 3	Class totals
Cls 4	Class totals
Cls 5	Class totals
Cls 6	Class totals
Cls 7	Class totals
Cls 8	Class totals
Cls 9	Class totals
Cls 10	Class totals
Cls 11	Class totals
Cls 12	Class totals
Cls 13	Class totals
Total	Number in time step
Total AB	Number in time step (AB)
Total BA	Number in time step (BA)

Monday, March 21, 2016

[illegible]

Tuesday, March 22, 2016

[illegible]

[illegible]

Wednesday, March 23, 2016

[illegible]

1700	0	121	16	0	2	0	0	0	0	0	0	0	0	139	107	32
1800	0	80	6	0	0	0	0	0	0	0	0	0	0	86	60	26
1900	0	45	2	0	0	0	0	0	0	0	0	0	0	47	24	23
2000	0	21	3	0	0	0	0	0	0	0	0	0	0	24	12	12
2100	0	22	0	0	0	0	0	0	0	0	0	0	0	22	16	6
2200	0	20	1	0	0	0	0	0	0	0	0	0	0	21	12	9
2300	0	6	1	0	0	0	0	0	0	0	0	0	0	7	3	4
07-09	0	217	9	0	0	0	0	0	0	0	0	0	0	226	35	191
16-18	0	246	23	0	5	0	0	0	0	0	0	0	0	274	204	70
09-16	0	402	40	0	5	0	1	1	0	0	0	0	0	449	200	249
00-00	0	1085	90	0	12	0	1	1	0	0	0	0	0	1189	577	612

Thursday, March 24, 2016

[illegible]

07-09	0	195	16	0	0	0	0	0	0	0	0	0	0	211	38	173
16-18	0	0	0	0	0	0	0	0	0	0	0	0	0	0	0	0
09-16	0	238	24	0	3	0	0	0	0	0	0	0	0	265	101	164
00-00	0	541	51	0	5	0	0	0	0	0	0	0	0	597	189	408

Friday, March 25, 2016

Time	Cls 1	Cls 2	Cls 3	Cls 4	Cls 5	Cls 6	Cls 7	Cls 8	Cls 9	Cls 10	Cls 11	Cls 12	Cls 13	Total	Total AB	Total BA
0000	0	12	0	0	0	0	0	0	0	0	0	0	0	12	3	9
0100	0	7	1	0	0	0	0	0	0	0	0	0	0	8	5	3
0200	0	5	0	0	0	0	0	0	0	0	0	0	0	5	0	5
0300	0	2	0	0	0	0	0	0	0	0	0	0	0	2	1	1
0400	0	3	0	0	0	0	0	0	0	0	0	0	0	3	2	1
0500	0	5	0	0	0	0	0	0	0	0	0	0	0	5	2	3
0600	0	2	1	0	0	0	0	0	0	0	0	0	0	3	1	2
0700	0	5	1	0	0	0	0	0	0	0	0	0	0	6	1	5
0800	0	14	5	0	0	0	0	0	0	0	0	0	0	19	6	13
0900	1	20	2	0	0	0	0	0	0	0	0	0	0	23	6	17
1000	0	41	5	0	0	0	0	0	0	0	0	0	0	46	12	34
1100	0	22	3	0	0	0	0	0	0	0	0	0	0	25	13	12
1200	0	52	6	0	0	0	0	0	0	0	0	0	0	58	35	23
1300	0	36	4	0	0	0	0	0	0	0	0	0	0	40	15	25
1400	0	60	1	0	0	0	0	0	0	0	0	0	0	61	22	39
1500	0	54	7	0	0	0	0	0	0	0	0	0	0	61	25	36
1600	0	54	2	0	0	0	0	0	0	0	0	0	0	56	37	19
1700	0	48	2	0	0	0	0	0	0	0	0	0	0	50	20	30
1800	0	34	0	0	0	0	0	0	0	0	0	0	0	34	9	25
1900	0	32	3	0	0	0	0	0	0	0	0	0	0	35	16	19
2000	0	34	2	0	0	0	0	0	0	0	0	0	0	36	17	19
2100	0	29	1	0	1	0	0	0	0	0	0	0	0	31	19	12
2200	0	15	3	0	0	0	0	0	0	0	0	0	0	18	12	6
2300	0	19	0	0	0	0	0	0	0	0	0	0	0	19	7	12
07-09	0	19	6	0	0	0	0	0	0	0	0	0	0	25	7	18
16-18	0	102	4	0	0	0	0	0	0	0	0	0	0	106	57	49
09-16	1	285	28	0	0	0	0	0	0	0	0	0	0	314	128	186
00-00	1	605	49	0	1	0	0	0	0	0	0	0	0	656	286	370

Saturday, March 26, 2016

[illegible]

Sunday, March 27, 2016

[illegible]

[illegible]

Monday, March 28, 2016

[illegible]

1000	0	31	6	0	0	0	0	0	0	0	0	0	0	0	37	10	27
1100	0	28	5	0	2	0	0	0	0	0	0	0	0	0	35	20	15
1200	0	39	2	0	0	0	0	0	0	0	0	0	0	0	41	14	27
1300	0	40	4	0	1	0	0	0	0	0	0	0	0	0	45	22	23
1400	0	44	4	0	0	0	0	0	0	0	0	0	0	0	48	24	24
1500	0	49	4	0	0	0	0	0	0	0	0	0	0	0	53	25	28
1600	0	64	8	0	0	0	0	0	0	0	0	0	0	0	72	40	32
1700	0	58	4	1	0	0	0	0	0	0	0	0	0	0	63	35	28
1800	0	58	4	0	0	0	0	0	0	0	0	0	0	0	62	31	31
1900	0	43	4	0	0	0	0	0	0	0	0	0	0	0	47	25	22
2000	0	25	2	0	0	0	0	0	0	0	0	0	0	0	27	16	11
2100	0	18	2	0	0	0	0	0	0	0	0	0	0	0	20	12	8
2200	1	21	0	0	0	0	0	0	0	0	0	0	0	0	22	8	14
2300	0	7	0	0	0	0	0	0	0	0	0	0	0	0	7	3	4
07-09	0	55	4	0	2	0	0	0	0	0	0	0	0	0	61	14	47
16-18	0	122	12	1	0	0	0	0	0	0	0	0	0	0	135	75	60
09-16	0	253	25	0	4	0	0	0	0	0	0	0	0	0	282	121	161
00-00	1	628	57	1	6	0	0	0	0	0	0	0	0	0	693	318	375

Tuesday, March 29, 2016

Time	Cls 1	Cls 2	Cls 3	Cls 4	Cls 5	Cls 6	Cls 7	Cls 8	Cls 9	Cls 10	Cls 11	Cls 12	Cls 13	Total	Total AB	Total BA
0000	0	2	1	0	0	0	0	0	0	0	0	0	0	3	3	0
0100	0	1	1	0	0	0	0	0	0	0	0	0	0	2	2	0
0200	0	1	0	0	0	0	0	0	0	0	0	0	0	1	0	1
0300	0	0	0	0	0	0	0	0	0	0	0	0	0	0	0	0
0400	0	1	0	0	0	0	0	0	0	0	0	0	0	1	0	1
0500	0	4	1	0	1	0	0	0	0	0	0	0	0	6	0	6
0600	0	15	1	0	1	0	0	0	0	0	0	0	0	17	7	10
0700	0	85	7	0	0	0	0	0	0	0	0	0	0	92	16	76
0800	0	216	11	0	0	0	0	0	0	0	0	0	0	227	47	180
0900	0	73	9	0	2	0	0	0	0	0	0	0	0	84	26	58
1000	0	42	5	0	1	0	0	0	0	0	0	0	0	48	16	32
1100	0	7	0	0	0	0	0	1	0	0	0	0	0	8	5	3
07-09	0	301	18	0	0	0	0	0	0	0	0	0	0	319	63	256
16-18	0	0	0	0	0	0	0	0	0	0	0	0	0	0	0	0
09-16	0	122	14	0	3	0	0	1	0	0	0	0	0	140	47	93
00-00	0	447	36	0	5	0	0	1	0	0	0	0	0	489	122	367

Grand Total

Time	Cls 1	Cls 2	Cls 3	Cls 4	Cls 5	Cls 6	Cls 7	Cls 8	Cls 9	Cls 10	Cls 11	Cls 12	Cls 13	Total	Total AB	Total BA
--	13	6244	575	1	62	0	1	2	0	0	0	0	0	6898	3099	3799

VancouverClass

Globals

Report Id	CustomList-331
Descriptor	VancouverClass
Created by	MetroCount Traffic Executive
Creation Time (UTC)	2016-08-03T20:21:32
Legal	Copyright (c)1997 - 2014 MetroCount
Graphic	header.bmp
Language	English
Country	United States
Time	UTC + -420 min
Create Version	4.0.6.0
Metric	Metric
Speed Unit	km/h
Length Unit	metre
Mass Unit	tonne

Dataset

Site Name	15-3100-EGeorgia 0
Site Attribute	15-3100-EGeorgia 0
File Name	H:\TRANSPORTATION\Data Management\MetroCount Files\15-3100-EGeorgia13Apr2016.EC0
File Type	Plus
Algorithm	Factory default axle
Description	15-3100-EGeorgia 0
Lane	0
Direction	8
Direction Text	8 - East bound A]B, West bound B]A.
Layout Text	Axle sensors - Paired (Class/Speed/Count)
Setup Time	2016-03-29T11:15:22
Start Time	2016-03-29T11:15:22
Finish Time	2016-04-13T12:51:22
Operator	RG
Configuration	00000000 80 00 14 6a 6a 00 00 00 00 00 , Standard

Profile

Name	Default Profile
Title	MetroCount Traffic Executive

Graphic Logo	
Header	
Footer	
Percentile 1	85
Percentile 2	95
Pace	20
Filter Start	2016-03-29T11:16:00
Filter End	2016-04-13T12:51:22
Class Scheme	Sample F3 No Bicycles
Low Speed	10
High Speed	160
Posted Limit	60
Speed Limits	60 60 60 60 60 60 60 60 60 60
Separation	0.000
Separation Type	Headway
Direction	North East South West
Encoded Direction	15

Column	
Time	24-hour time (0000 - 2359)
Cls 1	Class totals
Cls 2	Class totals
Cls 3	Class totals
Cls 4	Class totals
Cls 5	Class totals
Cls 6	Class totals
Cls 7	Class totals
Cls 8	Class totals
Cls 9	Class totals
Cls 10	Class totals
Cls 11	Class totals
Cls 12	Class totals
Cls 13	Class totals
Total	Number in time step
Total AB	Number in time step (AB)
Total BA	Number in time step (BA)

Tuesday, March 29, 2016

Time	Cls 1	Cls 2	Cls 3	Cls 4	Cls 5	Cls 6	Cls 7	Cls 8	Cls 9	Cls 10	Cls 11	Cls 12	Cls 13	Total	Total AB	Total BA
1100	0	28	0	0	0	0	0	0	0	0	0	0	0	28	13	15
1200	0	41	7	0	1	0	0	0	0	0	0	0	0	49	24	25
1300	0	44	8	0	0	0	0	0	0	0	0	0	0	52	29	23
1400	1	72	7	0	1	0	0	0	0	1	0	0	0	82	39	43
1500	1	101	30	0	4	0	0	1	0	0	0	0	0	137	92	45
1600	0	143	17	0	4	0	0	0	0	0	0	0	0	164	119	45
1700	1	153	12	0	0	0	0	0	0	0	0	0	0	166	117	49
1800	0	53	4	0	0	0	0	0	0	0	0	0	0	57	37	20
1900	0	38	5	0	0	0	0	0	0	0	0	0	0	43	29	14
2000	0	35	2	0	0	0	0	0	0	0	0	0	0	37	17	20
2100	1	15	1	0	0	0	0	0	0	0	0	0	0	17	8	9
2200	1	17	2	0	0	0	0	0	0	0	0	0	0	20	10	10
2300	0	3	1	0	0	0	0	0	0	0	0	0	0	4	1	3
07-09	0	0	0	0	0	0	0	0	0	0	0	0	0	0	0	0
16-18	1	296	29	0	4	0	0	0	0	0	0	0	0	330	236	94
09-16	2	286	52	0	6	0	0	1	0	1	0	0	0	348	197	151
00-00	5	743	96	0	10	0	0	1	0	1	0	0	0	856	535	321

Wednesday, March 30, 2016

[illegible]

1200	4	47	2	0	2	1	0	0	0	0	0	0	56	24	32
1300	1	51	7	0	1	0	0	0	0	0	0	0	60	27	33
1400	1	63	11	0	2	0	0	0	0	0	0	0	77	32	45
1500	0	84	22	0	0	0	0	0	1	0	0	0	107	77	30
1600	1	114	13	0	3	0	0	0	0	0	0	0	131	99	32
1700	1	145	13	0	2	0	0	0	1	0	0	0	162	120	42
1800	2	57	12	0	0	0	0	0	0	0	0	0	71	52	19
1900	1	32	4	0	0	1	0	0	0	0	0	0	38	22	16
2000	0	33	0	0	0	0	0	0	0	0	0	0	33	14	19
2100	0	28	3	0	0	0	0	0	0	0	0	0	31	18	13
2200	0	10	0	0	0	0	0	0	0	0	0	0	10	5	5
2300	0	9	1	0	0	0	0	0	0	0	0	0	10	7	3
07-09	0	287	23	0	0	2	0	0	0	1	0	0	313	62	251
16-18	2	259	26	0	5	0	0	0	1	0	0	0	293	219	74
09-16	8	385	57	0	9	4	0	0	1	1	0	0	465	218	247
00-00	13	1130	128	0	16	7	0	0	2	2	0	0	1298	631	667

Thursday, March 31, 2016

[illegible]

1900	0	56	2	0	0	0	0	0	0	0	0	0	0	58	28	30
2000	0	34	7	0	0	0	0	0	0	0	0	0	0	41	18	23
2100	0	25	2	0	0	0	0	0	0	0	0	0	0	27	13	14
2200	0	18	1	0	0	0	0	0	0	0	0	0	0	19	11	8
2300	0	9	0	0	0	0	0	0	0	0	0	0	0	9	5	4
07-09	0	354	18	0	1	0	0	0	0	0	0	0	0	373	58	315
16-18	4	251	33	0	7	0	0	0	0	0	0	0	0	295	226	69
09-16	3	395	59	0	12	1	0	2	0	0	0	0	0	472	219	253
00-00	8	1253	135	0	23	1	0	2	0	0	0	0	0	1422	656	766

Friday, April 01, 2016

[illegible]

09-16	4	424	64	0	10	0	0	0	0	0	0	0	0	502	257	245
00-00	4	1205	128	1	18	0	0	0	0	0	0	0	0	1356	629	727

Saturday, April 02, 2016

Time	Cls 1	Cls 2	Cls 3	Cls 4	Cls 5	Cls 6	Cls 7	Cls 8	Cls 9	Cls 10	Cls 11	Cls 12	Cls 13	Total	Total AB	Total BA
0000	0	9	1	0	0	0	0	0	0	0	0	0	0	10	5	5
0100	0	7	0	0	0	0	0	0	0	0	0	0	0	7	4	3
0200	0	2	1	0	0	0	0	0	0	0	0	0	0	3	2	1
0300	0	2	0	0	0	0	0	0	0	0	0	0	0	2	2	0
0400	0	0	0	0	0	0	0	0	0	0	0	0	0	0	0	0
0500	0	1	0	0	0	0	0	0	0	0	0	0	0	1	0	1
0600	0	6	1	0	0	0	0	0	0	0	0	0	0	7	3	4
0700	0	13	0	0	0	0	0	0	0	0	0	0	0	13	6	7
0800	2	26	5	0	1	0	0	0	0	0	0	0	0	34	9	25
0900	0	35	1	0	0	0	0	0	0	0	0	0	0	36	11	25
1000	0	45	4	0	0	0	0	0	0	0	0	0	0	49	15	34
1100	0	54	6	0	0	0	0	0	0	0	0	0	0	60	23	37
1200	1	42	9	0	0	0	0	0	0	0	0	0	0	52	21	31
1300	1	52	7	0	0	0	0	0	0	0	0	0	0	60	28	32
1400	1	70	4	0	0	0	0	0	0	0	0	0	0	75	26	49
1500	1	59	4	0	1	0	0	0	0	0	0	0	0	65	31	34
1600	0	56	8	0	0	0	0	0	0	0	0	0	0	64	25	39
1700	1	66	5	0	0	0	0	0	0	0	0	0	0	72	37	35
1800	0	46	5	0	1	0	0	0	0	0	0	0	0	52	29	23
1900	0	20	3	1	0	0	0	0	0	0	0	0	0	24	13	11
2000	0	32	2	0	0	0	0	0	0	0	0	0	0	34	18	16
2100	0	23	4	0	0	0	0	0	0	0	0	0	0	27	17	10
2200	0	14	3	0	0	0	0	0	0	0	0	0	0	17	10	7
2300	0	17	0	1	0	0	0	0	0	0	0	0	0	18	8	10
07-09	2	39	5	0	1	0	0	0	0	0	0	0	0	47	15	32
16-18	1	122	13	0	0	0	0	0	0	0	0	0	0	136	62	74
09-16	4	357	35	0	1	0	0	0	0	0	0	0	0	397	155	242
00-00	7	697	73	2	3	0	0	0	0	0	0	0	0	782	343	439

Sunday, April 03, 2016

Time	Cls	Cls	Cls	Cls	Cls	Cls	Cls	Cls	Cls	Cls	Cls	Cls	Cls	Total	Total	Total
------	-----	-----	-----	-----	-----	-----	-----	-----	-----	-----	-----	-----	-----	-------	-------	-------

[illegible]

Monday, April 04, 2016

[illegible]

[illegible]

Tuesday, April 05, 2016

[illegible]

[illegible]

Wednesday, April 06, 2016

[illegible]

[illegible]

Thursday, April 07, 2016

[illegible]

09-16	2	473	79	1	10	1	0	0	0	0	0	0	0	566	234	332
00-00	6	1252	155	1	16	1	0	0	0	0	0	0	0	1431	615	816

Friday, April 08, 2016

Time	Cls 1	Cls 2	Cls 3	Cls 4	Cls 5	Cls 6	Cls 7	Cls 8	Cls 9	Cls 10	Cls 11	Cls 12	Cls 13	Total	Total AB	Total BA
0000	0	5	0	0	0	0	0	0	0	0	0	0	0	5	3	2
0100	0	2	0	0	0	0	0	0	0	0	0	0	0	2	1	1
0200	0	1	0	0	0	0	0	0	0	0	0	0	0	1	0	1
0300	0	0	0	0	0	0	0	0	0	0	0	0	0	0	0	0
0400	0	2	1	0	0	0	0	0	0	0	0	0	0	3	2	1
0500	0	2	1	0	1	0	0	0	0	0	0	0	0	4	0	4
0600	0	15	1	0	1	0	0	0	0	0	0	0	0	17	5	12
0700	0	94	4	0	0	0	0	0	0	0	0	0	0	98	21	77
0800	0	170	16	0	0	0	0	0	0	0	0	0	0	186	42	144
0900	1	62	10	0	0	0	0	0	0	0	0	0	0	73	21	52
1000	0	46	4	0	0	0	0	0	0	0	0	0	0	50	16	34
1100	0	35	7	0	1	0	0	0	0	0	0	0	0	43	15	28
1200	0	45	6	0	2	0	0	0	0	0	0	0	0	53	23	30
1300	0	35	9	0	0	0	0	0	0	0	0	0	0	44	27	17
1400	0	81	13	0	2	0	0	0	0	0	0	0	0	96	41	55
1500	1	109	25	0	1	0	0	0	0	0	0	0	0	136	88	48
1600	2	119	15	0	2	0	0	0	0	0	0	0	0	138	95	43
1700	1	118	9	0	2	0	0	0	0	0	0	0	0	130	97	33
1800	0	87	7	0	1	0	0	0	0	0	0	0	0	95	54	41
1900	1	51	9	0	0	0	0	0	0	0	0	0	0	61	32	29
2000	0	33	1	0	0	0	0	0	0	0	0	0	0	34	18	16
2100	0	23	4	0	0	0	0	0	0	0	0	0	0	27	12	15
2200	0	17	2	0	0	0	0	0	0	0	0	0	0	19	12	7
2300	0	14	0	0	0	0	0	0	0	0	0	0	0	14	5	9
07-09	0	264	20	0	0	0	0	0	0	0	0	0	0	284	63	221
16-18	3	237	24	0	4	0	0	0	0	0	0	0	0	268	192	76
09-16	2	413	74	0	6	0	0	0	0	0	0	0	0	495	231	264
00-00	6	1166	144	0	13	0	0	0	0	0	0	0	0	1329	630	699

Saturday, April 09, 2016

Time	Cls	Cls	Cls	Cls	Cls	Cls	Cls	Cls	Cls	Cls	Cls	Cls	Cls	Total	Total	Total
------	-----	-----	-----	-----	-----	-----	-----	-----	-----	-----	-----	-----	-----	-------	-------	-------

	1	2	3	4	5	6	7	8	9	10	11	12	13		AB	BA
0000	0	13	1	0	1	0	0	0	0	0	0	0	0	15	9	6
0100	0	6	0	0	0	0	0	0	0	0	0	0	0	6	3	3
0200	0	3	1	0	0	0	0	0	0	0	0	0	0	4	3	1
0300	0	6	0	0	0	0	0	0	0	0	0	0	0	6	3	3
0400	0	3	0	0	0	0	0	0	0	0	0	0	0	3	1	2
0500	0	4	1	0	0	0	0	0	0	0	0	0	0	5	0	5
0600	0	1	0	0	0	0	0	0	0	0	0	0	0	1	0	1
0700	0	17	3	0	0	0	0	0	0	0	0	0	0	20	7	13
0800	0	26	0	0	0	0	0	0	0	0	0	0	0	26	8	18
0900	0	52	9	0	0	0	0	0	0	0	0	0	0	61	17	44
1000	0	75	5	0	0	0	0	0	0	0	0	0	0	80	25	55
1100	1	118	11	0	1	0	0	0	0	0	0	0	0	131	41	90
1200	0	76	9	0	1	0	0	0	0	0	0	0	0	86	29	57
1300	1	64	9	0	0	0	0	0	0	0	0	0	0	74	21	53
1400	1	63	8	0	0	0	0	0	0	0	0	0	0	72	32	40
1500	0	65	4	0	0	0	0	0	1	0	0	0	0	70	30	40
1600	1	65	5	0	2	0	0	0	0	0	0	0	0	73	36	37
1700	2	67	5	0	1	0	0	0	0	0	0	0	0	75	34	41
1800	0	46	6	0	2	0	0	0	0	0	0	0	0	54	30	24
1900	0	30	6	0	0	0	0	0	0	0	0	0	0	36	16	20
2000	0	32	1	0	0	0	0	0	0	0	0	0	0	33	16	17
2100	0	30	2	0	0	0	0	0	0	0	0	0	0	32	16	16
2200	0	27	3	0	0	0	0	0	0	0	0	0	0	30	17	13
2300	0	20	1	0	0	0	0	0	0	0	0	0	0	21	14	7
07-09	0	43	3	0	0	0	0	0	0	0	0	0	0	46	15	31
16-18	3	132	10	0	3	0	0	0	0	0	0	0	0	148	70	78
09-16	3	513	55	0	2	0	0	0	1	0	0	0	0	574	195	379
00-00	6	909	90	0	8	0	0	0	1	0	0	0	0	1014	408	606

Sunday, April 10, 2016

[illegible]

[illegible]

Monday, April 11, 2016

[illegible]

[illegible]

Tuesday, April 12, 2016

[illegible]

1900	0	59	2	0	1	0	0	0	0	0	0	0	0	62	24	38
2000	0	37	6	0	0	0	0	0	0	0	0	0	0	43	29	14
2100	0	22	0	0	0	0	0	0	0	0	0	0	0	22	11	11
2200	0	14	1	0	0	0	0	0	0	0	0	0	0	15	4	11
2300	0	12	1	0	0	0	0	0	0	0	0	0	0	13	6	7
07-09	0	283	23	0	2	0	0	0	0	0	0	0	0	308	62	246
16-18	0	247	25	0	4	0	0	0	0	0	0	0	0	276	208	68
09-16	1	419	63	2	12	0	0	1	0	0	0	0	0	498	228	270
00-00	1	1184	138	2	20	0	0	1	0	0	0	0	0	1346	623	723

Wednesday, April 13, 2016

Time	Cls 1	Cls 2	Cls 3	Cls 4	Cls 5	Cls 6	Cls 7	Cls 8	Cls 9	Cls 10	Cls 11	Cls 12	Cls 13	Total	Total AB	Total BA
0000	0	5	0	0	1	0	0	0	0	0	0	0	0	6	5	1
0100	0	2	0	0	0	0	0	0	0	0	0	0	0	2	1	1
0200	0	2	0	0	0	0	0	0	0	0	0	0	0	2	0	2
0300	0	0	0	0	0	0	0	0	0	0	0	0	0	0	0	0
0400	0	1	0	0	0	0	0	0	0	0	0	0	0	1	1	0
0500	0	3	1	0	1	0	0	0	0	0	0	0	0	5	1	4
0600	0	20	0	0	0	0	0	0	0	0	0	0	0	20	3	17
0700	0	77	8	0	0	0	0	0	0	0	0	0	0	85	17	68
0800	0	193	13	0	1	0	0	0	0	0	0	0	0	207	33	174
0900	0	51	2	0	1	0	0	0	0	0	0	0	0	54	14	40
1000	0	53	6	0	0	0	0	0	0	0	0	0	0	59	23	36
1100	0	46	5	0	0	0	0	0	0	0	0	0	0	51	21	30
1200	0	40	4	0	0	0	0	0	0	0	0	0	0	44	22	22
07-09	0	270	21	0	1	0	0	0	0	0	0	0	0	292	50	242
16-18	0	0	0	0	0	0	0	0	0	0	0	0	0	0	0	0
09-16	0	190	17	0	1	0	0	0	0	0	0	0	0	208	80	128
00-00	0	493	39	0	4	0	0	0	0	0	0	0	0	536	141	395

Grand Total

Time	Cls 1	Cls 2	Cls 3	Cls 4	Cls 5	Cls 6	Cls 7	Cls 8	Cls 9	Cls 10	Cls 11	Cls 12	Cls 13	Total	Total AB	Total BA
--	72	15862	1758	8	198	9	2	4	3	3	0	0	0	17919	8311	9608

VancouverClass

Globals

Report Id	CustomList-720
Descriptor	VancouverClass
Created by	MetroCount Traffic Executive
Creation Time (UTC)	2016-08-23T18:14:16
Legal	Copyright (c)1997 - 2014 MetroCount
Graphic	header.bmp
Language	English
Country	United States
Time	UTC + -420 min
Create Version	4.0.6.0
Metric	Metric
Speed Unit	km/h
Length Unit	metre
Mass Unit	tonne

Dataset

Site Name	78-700-Nootka St 0
Site Attribute	78-700-Nootka St 0
File Name	H:\TRANSPORTATION\Data Management\MetroCount Files\78-700-Nootka14Apr2016.EC0
File Type	Plus
Algorithm	Factory default axle
Description	78-700-Nootka St 0
Lane	0
Direction	5
Direction Text	5 - South bound A]B, North bound B]A.
Layout Text	Axle sensors - Paired (Class/Speed/Count)
Setup Time	2016-03-29T09:43:54
Start Time	2016-03-29T09:43:54
Finish Time	2016-04-14T10:05:54
Operator	JS
Configuration	00000000 80 00 14 6a 6a 00 00 00 00 00 , Standard

Profile

Name	Default Profile
Title	MetroCount Traffic Executive

Graphic Logo	
Header	
Footer	
Percentile 1	85
Percentile 2	95
Pace	20
Filter Start	2016-03-29T09:44:00
Filter End	2016-04-14T10:05:54
Class Scheme	Sample F3 No Bicycles
Low Speed	10
High Speed	160
Posted Limit	60
Speed Limits	60 60 60 60 60 60 60 60 60 60
Separation	0.000
Separation Type	Headway
Direction	North East South West
Encoded Direction	15

Column	
Time	24-hour time (0000 - 2359)
Cls 1	Class totals
Cls 2	Class totals
Cls 3	Class totals
Cls 4	Class totals
Cls 5	Class totals
Cls 6	Class totals
Cls 7	Class totals
Cls 8	Class totals
Cls 9	Class totals
Cls 10	Class totals
Cls 11	Class totals
Cls 12	Class totals
Cls 13	Class totals
Total	Number in time step
Total AB	Number in time step (AB)
Total BA	Number in time step (BA)

[illegible]

Friday, April 01, 2016

[illegible]

07-09	1	38	1	0	0	0	0	0	0	0	0	0	0	40	29	11
16-18	1	51	3	0	0	0	0	0	0	0	0	0	0	55	42	13
09-16	2	89	15	0	4	1	0	0	0	0	0	0	0	111	69	42
00-00	4	259	27	0	6	2	0	0	0	0	0	0	0	298	200	98

Saturday, April 02, 2016

Time	Cls 1	Cls 2	Cls 3	Cls 4	Cls 5	Cls 6	Cls 7	Cls 8	Cls 9	Cls 10	Cls 11	Cls 12	Cls 13	Total	Total AB	Total BA
0000	0	1	0	0	0	1	0	0	0	0	0	0	0	2	1	1
0100	0	1	0	0	0	0	0	0	0	0	0	0	0	1	0	1
0200	0	0	0	0	0	0	0	0	0	0	0	0	0	0	0	0
0300	0	1	0	0	0	0	0	0	0	0	0	0	0	1	1	0
0400	0	1	0	0	0	0	0	0	0	0	0	0	0	1	1	0
0500	0	1	0	0	0	0	0	0	0	0	0	0	0	1	1	0
0600	0	3	0	0	0	0	0	0	0	0	0	0	0	3	1	2
0700	0	4	0	0	1	0	0	0	0	0	0	0	0	5	4	1
0800	0	9	3	0	0	0	0	0	0	0	0	0	0	12	10	2
0900	0	19	2	0	0	0	0	0	0	0	0	0	0	21	7	14
1000	0	17	3	0	0	0	0	0	0	0	0	0	0	20	12	8
1100	0	17	5	0	0	1	0	0	0	0	0	0	0	23	10	13
1200	0	13	0	0	0	0	0	0	0	0	0	0	0	13	10	3
1300	0	12	5	0	0	0	0	0	0	0	0	0	0	17	9	8
1400	1	15	3	0	0	0	0	0	0	0	0	0	0	19	12	7
1500	0	26	3	0	0	0	0	0	0	0	0	0	0	29	21	8
1600	4	21	1	0	0	0	0	0	0	0	0	0	0	26	17	9
1700	0	16	1	0	0	0	0	0	0	0	0	0	0	17	9	8
1800	0	17	2	0	1	0	0	0	0	0	0	0	0	20	12	8
1900	0	9	0	0	0	0	0	0	0	0	0	0	0	9	6	3
2000	0	10	1	0	0	0	0	0	0	0	0	0	0	11	7	4
2100	1	6	0	0	1	0	0	0	0	0	0	0	0	8	4	4
2200	0	6	0	0	0	0	0	0	0	0	0	0	0	6	4	2
2300	0	4	0	0	0	0	0	0	0	0	0	0	0	4	1	3
07-09	0	13	3	0	1	0	0	0	0	0	0	0	0	17	14	3
16-18	4	37	2	0	0	0	0	0	0	0	0	0	0	43	26	17
09-16	1	119	21	0	0	1	0	0	0	0	0	0	0	142	81	61
00-00	6	229	29	0	3	2	0	0	0	0	0	0	0	269	160	109

Sunday, April 03, 2016

[illegible]

Monday, April 04, 2016

[illegible]

[illegible]

Tuesday, April 05, 2016

[illegible]

[illegible]

Wednesday, April 06, 2016

[illegible]

[illegible]

Thursday, April 07, 2016

[illegible]

07-09	1	40	4	0	1	2	0	0	0	0	0	0	0	48	37	11
16-18	2	40	4	0	2	0	0	0	0	0	0	0	0	48	31	17
09-16	3	88	15	0	7	0	0	0	0	0	0	0	0	113	69	44
00-00	6	253	28	0	13	2	0	0	0	0	0	0	0	302	199	103

Friday, April 08, 2016

Time	Cls 1	Cls 2	Cls 3	Cls 4	Cls 5	Cls 6	Cls 7	Cls 8	Cls 9	Cls 10	Cls 11	Cls 12	Cls 13	Total	Total AB	Total BA
0000	0	3	0	0	0	0	0	0	0	0	0	0	0	3	1	2
0100	0	0	0	0	0	0	0	0	0	0	0	0	0	0	0	0
0200	0	0	0	0	0	0	0	0	0	0	0	0	0	0	0	0
0300	0	1	0	0	0	0	0	0	0	0	0	0	0	1	1	0
0400	0	1	0	0	0	0	0	0	0	0	0	0	0	1	1	0
0500	0	3	0	0	0	0	0	0	0	0	0	0	0	3	2	1
0600	0	3	0	0	1	0	0	0	0	0	0	0	0	4	4	0
0700	0	14	0	0	0	1	0	0	0	0	0	0	0	15	8	7
0800	0	24	3	0	0	0	0	0	0	0	0	0	0	27	20	7
0900	0	10	3	0	0	0	0	0	0	0	0	0	0	13	8	5
1000	0	15	1	0	0	0	0	0	0	0	0	0	0	16	10	6
1100	0	10	1	0	1	0	0	0	0	0	0	0	0	12	6	6
1200	0	14	1	0	0	0	0	0	0	0	0	0	0	15	5	10
1300	0	9	2	0	0	0	0	0	0	0	0	0	0	11	6	5
1400	1	11	2	0	1	0	0	0	0	0	0	0	0	15	9	6
1500	0	29	3	0	0	0	0	0	0	0	0	0	0	32	27	5
1600	2	18	4	0	2	0	0	0	0	0	0	0	0	26	16	10
1700	0	20	0	0	0	0	0	0	0	0	0	0	0	20	11	9
1800	0	20	0	0	0	0	0	0	0	0	0	0	0	20	13	7
1900	0	17	1	0	1	0	0	0	0	0	0	0	0	19	11	8
2000	0	17	0	0	0	0	0	0	0	0	0	0	0	17	14	3
2100	0	15	0	0	0	0	0	0	0	0	0	0	0	15	3	12
2200	0	6	0	0	0	0	0	0	0	0	0	0	0	6	1	5
2300	0	7	0	0	0	0	0	0	0	0	0	0	0	7	5	2
07-09	0	38	3	0	0	1	0	0	0	0	0	0	0	42	28	14
16-18	2	38	4	0	2	0	0	0	0	0	0	0	0	46	27	19
09-16	1	98	13	0	2	0	0	0	0	0	0	0	0	114	71	43
00-00	3	267	21	0	6	1	0	0	0	0	0	0	0	298	182	116

Saturday, April 09, 2016

[illegible]

Sunday, April 10, 2016

[illegible]

[illegible]

Monday, April 11, 2016

[illegible]

[illegible]

Wednesday, April 13, 2016

[illegible]

07-09	0	49	6	1	1	0	0	0	0	0	0	0	0	57	38	19
16-18	0	44	9	0	2	0	0	0	0	0	0	0	0	55	32	23
09-16	2	108	19	0	2	1	0	0	0	0	0	0	0	132	79	53
00-00	3	264	42	1	7	1	0	0	0	0	0	0	0	318	202	116

Thursday, April 14, 2016

Time	Cls 1	Cls 2	Cls 3	Cls 4	Cls 5	Cls 6	Cls 7	Cls 8	Cls 9	Cls 10	Cls 11	Cls 12	Cls 13	Total	Total AB	Total BA
0000	0	2	0	0	0	0	0	0	0	0	0	0	0	2	1	1
0100	0	1	0	0	0	0	0	0	0	0	0	0	0	1	0	1
0200	0	0	0	0	0	0	0	0	0	0	0	0	0	0	0	0
0300	0	1	0	0	0	0	0	0	0	0	0	0	0	1	1	0
0400	0	0	2	0	0	0	0	0	0	0	0	0	0	2	1	1
0500	1	2	0	0	0	0	0	0	0	0	0	0	0	3	2	1
0600	0	1	1	0	1	0	0	0	0	0	0	0	0	3	3	0
0700	0	16	0	0	0	0	0	0	0	0	0	0	0	16	9	7
0800	0	28	5	0	1	1	0	0	0	0	0	0	0	35	28	7
0900	0	19	5	0	2	1	0	0	0	0	0	0	0	27	16	11
1000	0	1	1	0	0	0	0	0	0	0	0	0	0	2	1	1
07-09	0	44	5	0	1	1	0	0	0	0	0	0	0	51	37	14
16-18	0	0	0	0	0	0	0	0	0	0	0	0	0	0	0	0
09-16	0	20	6	0	2	1	0	0	0	0	0	0	0	29	17	12
00-00	1	71	14	0	4	2	0	0	0	0	0	0	0	92	62	30

Grand Total

Time	Cls 1	Cls 2	Cls 3	Cls 4	Cls 5	Cls 6	Cls 7	Cls 8	Cls 9	Cls 10	Cls 11	Cls 12	Cls 13	Total	Total AB	Total BA
--	51	3961	498	5	124	33	1	0	0	0	0	0	0	4673	2972	1701

VancouverClass

Globals

Report Id	CustomList-348
Descriptor	VancouverClass
Created by	MetroCount Traffic Executive
Creation Time (UTC)	2016-08-03T22:56:14
Legal	Copyright (c)1997 - 2014 MetroCount
Graphic	header.bmp
Language	English
Country	United States
Time	UTC + -420 min
Create Version	4.0.6.0
Metric	Metric
Speed Unit	km/h
Length Unit	metre
Mass Unit	tonne

Dataset

Site Name	19-800-Nootka St 0
Site Attribute	19-800-Nootka St 0
File Name	H:\TRANSPORTATION\Data Management\MetroCount Files\19-800-Nootka14Apr2016.EC0
File Type	Plus
Algorithm	Factory default axle
Description	19-800-Nootka St 0
Lane	0
Direction	5
Direction Text	5 - South bound A]B, North bound B]A.
Layout Text	Axle sensors - Paired (Class/Speed/Count)
Setup Time	2016-03-29T09:41:15
Start Time	2016-03-29T09:41:15
Finish Time	2016-04-14T10:16:15
Operator	JS
Configuration	00000000 80 00 14 6a 6a 00 00 00 00 00 , Standard

Profile

Name	Default Profile
Title	MetroCount Traffic Executive

Graphic Logo	
Header	
Footer	
Percentile 1	85
Percentile 2	95
Pace	20
Filter Start	2016-03-29T09:42:00
Filter End	2016-04-14T10:16:15
Class Scheme	Sample F3 No Bicycles
Low Speed	10
High Speed	160
Posted Limit	60
Speed Limits	60 60 60 60 60 60 60 60 60 60
Separation	0.000
Separation Type	Headway
Direction	North East South West
Encoded Direction	15

Column	
Time	24-hour time (0000 - 2359)
Cls 1	Class totals
Cls 2	Class totals
Cls 3	Class totals
Cls 4	Class totals
Cls 5	Class totals
Cls 6	Class totals
Cls 7	Class totals
Cls 8	Class totals
Cls 9	Class totals
Cls 10	Class totals
Cls 11	Class totals
Cls 12	Class totals
Cls 13	Class totals
Total	Number in time step
Total AB	Number in time step (AB)
Total BA	Number in time step (BA)

Tuesday, March 29, 2016

Time	Cls 1	Cls 2	Cls 3	Cls 4	Cls 5	Cls 6	Cls 7	Cls 8	Cls 9	Cls 10	Cls 11	Cls 12	Cls 13	Total	Total AB	Total BA
0900	0	3	0	0	0	0	0	0	0	0	0	0	0	3	1	2
1000	0	9	2	0	0	0	0	0	0	0	0	0	0	11	7	4
1100	0	16	0	1	0	0	0	0	1	0	0	0	0	18	7	11
1200	0	12	3	0	0	0	0	0	0	0	0	0	0	15	10	5
1300	0	9	2	0	0	0	0	0	0	0	0	0	0	11	7	4
1400	0	12	1	0	0	0	0	0	0	0	0	0	0	13	4	9
1500	0	15	1	0	2	0	0	0	0	0	0	0	0	18	9	9
1600	0	20	0	0	0	1	0	0	0	0	0	0	0	21	16	5
1700	0	16	2	0	0	0	0	0	0	0	0	0	0	18	11	7
1800	0	20	3	0	0	0	0	0	0	0	0	0	0	23	12	11
1900	0	13	1	0	0	0	0	0	0	0	0	0	0	14	12	2
2000	0	9	0	0	0	0	0	0	0	0	0	0	0	9	7	2
2100	0	5	0	0	0	0	0	0	0	0	0	0	0	5	3	2
2200	0	5	0	0	0	0	0	0	0	0	0	0	0	5	3	2
2300	0	5	1	0	0	0	0	0	0	0	0	0	0	6	4	2
07-09	0	0	0	0	0	0	0	0	0	0	0	0	0	0	0	0
16-18	0	36	2	0	0	1	0	0	0	0	0	0	0	39	27	12
09-16	0	76	9	1	2	0	0	0	1	0	0	0	0	89	45	44
00-00	0	169	16	1	2	1	0	0	1	0	0	0	0	190	113	77

Wednesday, March 30, 2016

[illegible]

[illegible]

Thursday, March 31, 2016

[illegible]

[illegible]

Friday, April 01, 2016

[illegible]

07-09	0	24	4	0	1	0	0	0	0	0	0	0	0	29	18	11
16-18	0	42	0	0	0	0	0	0	0	0	0	0	0	42	28	14
09-16	0	109	16	0	7	0	0	0	0	0	0	0	0	132	75	57
00-00	0	269	29	0	9	0	0	0	0	0	0	0	0	307	179	128

Saturday, April 02, 2016

Time	Cls 1	Cls 2	Cls 3	Cls 4	Cls 5	Cls 6	Cls 7	Cls 8	Cls 9	Cls 10	Cls 11	Cls 12	Cls 13	Total	Total AB	Total BA
0000	0	3	0	0	0	0	0	0	0	0	0	0	0	3	3	0
0100	0	0	0	0	0	0	0	0	0	0	0	0	0	0	0	0
0200	0	1	0	0	0	0	0	0	0	0	0	0	0	1	1	0
0300	0	1	0	0	0	0	0	0	0	0	0	0	0	1	1	0
0400	0	1	0	0	0	0	0	0	0	0	0	0	0	1	1	0
0500	0	2	0	0	0	0	0	0	0	0	0	0	0	2	2	0
0600	0	1	0	0	0	0	0	0	0	0	0	0	0	1	0	1
0700	0	8	1	0	1	0	0	0	0	0	0	0	0	10	9	1
0800	0	10	2	0	0	0	0	0	0	0	0	0	0	12	9	3
0900	0	12	1	0	0	0	0	0	0	0	0	0	0	13	6	7
1000	0	14	5	0	0	0	0	0	0	0	0	0	0	19	15	4
1100	0	12	3	0	1	0	0	0	0	0	0	0	0	16	6	10
1200	0	7	2	0	1	0	0	0	0	0	0	0	0	10	8	2
1300	0	14	1	0	0	0	0	0	0	0	0	0	0	15	9	6
1400	1	15	2	0	0	0	0	0	0	0	0	0	0	18	9	9
1500	0	17	2	0	1	1	0	0	0	0	0	0	0	21	18	3
1600	2	20	0	0	0	0	0	0	0	0	0	0	0	22	11	11
1700	0	21	2	0	0	0	0	0	0	0	0	0	0	23	8	15
1800	0	16	2	0	1	0	0	0	0	0	0	0	0	19	8	11
1900	0	10	0	0	0	0	0	0	0	0	0	0	0	10	5	5
2000	0	11	0	0	1	0	0	0	0	0	0	0	0	12	6	6
2100	0	14	0	0	0	0	0	0	0	0	0	0	0	14	10	4
2200	0	11	0	0	0	0	0	0	0	0	0	0	0	11	8	3
2300	0	4	0	0	0	0	0	0	0	0	0	0	0	4	2	2
07-09	0	18	3	0	1	0	0	0	0	0	0	0	0	22	18	4
16-18	2	41	2	0	0	0	0	0	0	0	0	0	0	45	19	26
09-16	1	91	16	0	3	1	0	0	0	0	0	0	0	112	71	41
00-00	3	225	23	0	6	1	0	0	0	0	0	0	0	258	155	103

Sunday, April 03, 2016

[illegible]

Monday, April 04, 2016

[illegible]

[illegible]

Tuesday, April 05, 2016

[illegible]

[illegible]

Wednesday, April 06, 2016

[illegible]

[illegible]

Thursday, April 07, 2016

[illegible]

07-09	0	39	6	0	1	0	0	0	0	0	0	0	0	46	29	17
16-18	0	40	1	0	3	0	0	0	0	0	0	0	0	44	25	19
09-16	0	83	6	1	4	2	0	0	0	0	0	0	0	96	54	42
00-00	1	243	19	1	11	2	0	0	0	0	0	0	0	277	168	109

Friday, April 08, 2016

Time	Cls 1	Cls 2	Cls 3	Cls 4	Cls 5	Cls 6	Cls 7	Cls 8	Cls 9	Cls 10	Cls 11	Cls 12	Cls 13	Total	Total AB	Total BA
0000	0	4	0	0	0	0	0	0	0	0	0	0	0	4	1	3
0100	0	0	0	0	0	0	0	0	0	0	0	0	0	0	0	0
0200	0	0	0	0	0	0	0	0	0	0	0	0	0	0	0	0
0300	0	1	0	0	0	0	0	0	0	0	0	0	0	1	1	0
0400	0	2	0	0	0	0	0	0	0	0	0	0	0	2	2	0
0500	0	4	0	0	0	0	0	0	0	0	0	0	0	4	2	2
0600	0	4	2	0	1	0	0	0	0	0	0	0	0	7	5	2
0700	0	13	1	0	0	0	0	0	0	0	0	0	0	14	9	5
0800	0	29	1	0	1	0	0	0	0	0	0	0	0	31	16	15
0900	0	11	1	0	0	0	0	0	0	0	0	0	0	12	8	4
1000	0	12	0	0	0	0	0	0	0	0	0	0	0	12	6	6
1100	1	10	2	0	0	0	0	0	0	0	0	0	0	13	6	7
1200	0	16	3	0	0	0	0	0	0	0	0	0	0	19	9	10
1300	0	7	3	0	0	0	0	0	0	0	0	0	0	10	4	6
1400	0	14	3	0	2	0	0	0	0	0	0	0	0	19	8	11
1500	0	22	0	0	0	0	0	0	0	0	0	0	0	22	22	0
1600	0	18	3	0	2	0	0	0	0	0	0	0	0	23	12	11
1700	0	21	3	0	0	0	0	0	0	0	0	0	0	24	9	15
1800	0	20	1	0	0	0	0	0	0	0	0	0	0	21	15	6
1900	0	17	2	0	0	0	0	0	0	0	0	0	0	19	9	10
2000	0	11	0	0	0	0	0	0	0	0	0	0	0	11	10	1
2100	0	8	1	0	0	0	0	0	0	0	0	0	0	9	3	6
2200	0	12	1	0	0	0	0	0	0	0	0	0	0	13	6	7
2300	0	2	1	0	0	1	0	0	0	0	0	0	0	4	4	0
07-09	0	42	2	0	1	0	0	0	0	0	0	0	0	45	25	20
16-18	0	39	6	0	2	0	0	0	0	0	0	0	0	47	21	26
09-16	1	92	12	0	2	0	0	0	0	0	0	0	0	107	63	44
00-00	1	258	28	0	6	1	0	0	0	0	0	0	0	294	167	127

Saturday, April 09, 2016

[illegible]

Sunday, April 10, 2016

[illegible]

[illegible]

Monday, April 11, 2016

[illegible]

[illegible]

Tuesday, April 12, 2016

[illegible]

[illegible]

Wednesday, April 13, 2016

[illegible]

07-09	0	42	4	0	2	0	0	0	0	0	0	0	0	48	27	21
16-18	0	44	9	0	2	0	0	0	0	0	0	0	0	55	22	33
09-16	0	100	20	0	8	0	0	0	0	0	0	0	0	128	73	55
00-00	1	242	42	0	13	0	0	0	0	0	0	0	0	298	165	133

Thursday, April 14, 2016

Time	Cls 1	Cls 2	Cls 3	Cls 4	Cls 5	Cls 6	Cls 7	Cls 8	Cls 9	Cls 10	Cls 11	Cls 12	Cls 13	Total	Total AB	Total BA
0000	0	2	0	0	0	0	0	0	0	0	0	0	0	2	1	1
0100	0	2	0	0	0	0	0	0	0	0	0	0	0	2	0	2
0200	0	0	0	0	0	0	0	0	0	0	0	0	0	0	0	0
0300	0	1	0	0	0	0	0	0	0	0	0	0	0	1	1	0
0400	0	3	0	0	0	0	0	0	0	0	0	0	0	3	2	1
0500	0	2	1	0	0	0	0	0	0	0	0	0	0	3	3	0
0600	0	1	1	0	1	0	0	0	0	0	0	0	0	3	2	1
0700	0	13	1	0	0	0	0	0	0	0	0	0	0	14	11	3
0800	0	26	4	0	1	0	0	0	0	0	0	0	0	31	11	20
0900	0	20	4	0	1	0	0	0	0	0	0	0	0	25	17	8
1000	0	3	0	0	0	0	0	0	0	0	0	0	0	3	2	1
07-09	0	39	5	0	1	0	0	0	0	0	0	0	0	45	22	23
16-18	0	0	0	0	0	0	0	0	0	0	0	0	0	0	0	0
09-16	0	23	4	0	1	0	0	0	0	0	0	0	0	28	19	9
00-00	0	73	11	0	3	0	0	0	0	0	0	0	0	87	50	37

Grand Total

Time	Cls 1	Cls 2	Cls 3	Cls 4	Cls 5	Cls 6	Cls 7	Cls 8	Cls 9	Cls 10	Cls 11	Cls 12	Cls 13	Total	Total AB	Total BA
--	9	3786	462	3	144	18	1	0	1	0	0	0	0	4424	2629	1795

VancouverClass

Globals

Report Id	CustomList-109
Descriptor	VancouverClass
Created by	MetroCount Traffic Executive
Creation Time (UTC)	2016-06-07T16:33:36
Legal	Copyright (c)1997 - 2014 MetroCount
Graphic	header.bmp
Language	English
Country	United States
Time	UTC + -420 min
Create Version	4.0.6.0
Metric	Metric
Speed Unit	km/h
Length Unit	metre
Mass Unit	tonne

Dataset

Site Name	1-700-Renfrew-LE 0
Site Attribute	1-700-Renfrew-LE 0
File Name	H:\TRANSPORTATION\Data Management\MetroCount Files\1-700-Renfrew-LE14Apr2016.EC0
File Type	Plus
Algorithm	Factory default axle
Description	1-700-Renfrew-LE 0
Lane	0
Direction	5
Direction Text	5 - South bound A]B, North bound B]A.
Layout Text	Axle sensors - Paired (Class/Speed/Count)
Setup Time	2016-03-29T11:07:01
Start Time	2016-03-29T11:07:01
Finish Time	2016-04-14T10:41:01
Operator	RG
Configuration	00000000 80 00 14 6a 6a 00 00 00 00 00 , Standard

Profile

Name	Default Profile
Title	MetroCount Traffic Executive

Graphic Logo	
Header	
Footer	
Percentile 1	85
Percentile 2	95
Pace	20
Filter Start	2016-03-29T11:08:00
Filter End	2016-04-14T10:41:01
Class Scheme	Scheme F3
Low Speed	10
High Speed	160
Posted Limit	60
Speed Limits	60 60 60 60 60 60 60 60 60 60
Separation	0.000
Separation Type	Headway
Direction	North East South West
Encoded Direction	15

Column	
Time	24-hour time (0000 - 2359)
Cls 1	Class totals
Cls 2	Class totals
Cls 3	Class totals
Cls 4	Class totals
Cls 5	Class totals
Cls 6	Class totals
Cls 7	Class totals
Cls 8	Class totals
Cls 9	Class totals
Cls 10	Class totals
Cls 11	Class totals
Cls 12	Class totals
Cls 13	Class totals
Total	Number in time step
Total AB	Number in time step (AB)
Total BA	Number in time step (BA)

Tuesday, March 29, 2016

[illegible]

Wednesday, March 30, 2016

[illegible]

[illegible]

Thursday, March 31, 2016

[illegible]

[illegible]

Friday, April 01, 2016

[illegible]

09-16	0	16	8	0	3	0	0	0	0	0	0	0	0	27	16	11
00-00	1	51	14	0	5	0	0	0	0	0	0	0	0	71	45	26

Saturday, April 02, 2016

Time	Cls 1	Cls 2	Cls 3	Cls 4	Cls 5	Cls 6	Cls 7	Cls 8	Cls 9	Cls 10	Cls 11	Cls 12	Cls 13	Total	Total AB	Total BA
0000	0	0	0	0	0	0	0	0	0	0	0	0	0	0	0	0
0100	0	0	0	0	0	0	0	0	0	0	0	0	0	0	0	0
0200	0	1	0	0	0	0	0	0	0	0	0	0	0	1	0	1
0300	0	0	0	0	0	0	0	0	0	0	0	0	0	0	0	0
0400	0	0	0	0	0	0	0	0	0	0	0	0	0	0	0	0
0500	0	0	0	0	0	0	0	0	0	0	0	0	0	0	0	0
0600	0	0	0	0	0	0	0	0	0	0	0	0	0	0	0	0
0700	0	0	0	0	0	0	0	0	0	0	0	0	0	0	0	0
0800	1	2	0	0	0	0	0	0	0	0	0	0	0	3	1	2
0900	0	3	0	1	0	0	0	0	0	0	0	0	0	4	4	0
1000	1	2	0	0	1	0	0	0	0	0	0	0	0	4	2	2
1100	0	4	0	0	0	0	0	0	0	0	0	0	0	4	3	1
1200	0	3	0	0	0	0	0	0	0	0	0	0	0	3	3	0
1300	0	6	2	0	0	0	0	0	0	0	0	0	0	8	6	2
1400	0	3	1	0	0	0	0	0	0	0	0	0	0	4	3	1
1500	0	3	0	0	0	0	0	0	0	0	0	0	0	3	1	2
1600	0	4	0	0	0	0	0	0	0	0	0	0	0	4	2	2
1700	0	3	0	0	0	0	0	0	0	0	0	0	0	3	3	0
1800	0	2	0	0	0	0	0	0	0	0	0	0	0	2	2	0
1900	0	1	0	0	0	0	0	0	0	0	0	0	0	1	1	0
2000	0	4	1	0	0	0	0	0	0	0	0	0	0	5	5	0
2100	0	1	1	0	0	0	0	0	0	0	0	0	0	2	2	0
2200	0	9	0	0	0	0	0	0	0	0	0	0	0	9	5	4
2300	0	0	0	0	0	0	0	0	0	0	0	0	0	0	0	0
07-09	1	2	0	0	0	0	0	0	0	0	0	0	0	3	1	2
16-18	0	7	0	0	0	0	0	0	0	0	0	0	0	7	5	2
09-16	1	24	3	1	1	0	0	0	0	0	0	0	0	30	22	8
00-00	2	51	5	1	1	0	0	0	0	0	0	0	0	60	43	17

Sunday, April 03, 2016

Time	Cls	Cls	Cls	Cls	Cls	Cls	Cls	Cls	Cls	Cls	Cls	Cls	Cls	Total	Total	Total
------	-----	-----	-----	-----	-----	-----	-----	-----	-----	-----	-----	-----	-----	-------	-------	-------

[illegible]

Monday, April 04, 2016

[illegible]

[illegible]

Tuesday, April 05, 2016

[illegible]

[illegible]

Wednesday, April 06, 2016

[illegible]

[illegible]

Thursday, April 07, 2016

[illegible]

09-16	1	18	4	0	2	1	0	0	0	0	0	0	0	26	17	9
00-00	3	46	10	0	3	2	0	0	0	0	0	0	0	64	48	16

Friday, April 08, 2016

Time	Cls 1	Cls 2	Cls 3	Cls 4	Cls 5	Cls 6	Cls 7	Cls 8	Cls 9	Cls 10	Cls 11	Cls 12	Cls 13	Total	Total AB	Total BA
0000	0	1	0	0	0	0	0	0	0	0	0	0	0	1	1	0
0100	0	0	0	0	0	0	0	0	0	0	0	0	0	0	0	0
0200	0	0	0	0	0	0	0	0	0	0	0	0	0	0	0	0
0300	0	0	0	0	0	0	0	0	0	0	0	0	0	0	0	0
0400	0	0	0	0	0	0	0	0	0	0	0	0	0	0	0	0
0500	0	1	0	0	0	0	0	0	0	0	0	0	0	1	0	1
0600	0	2	0	0	0	0	0	0	0	0	0	0	0	2	1	1
0700	0	2	1	0	0	0	0	0	0	0	0	0	0	3	1	2
0800	0	5	1	0	0	0	0	0	0	0	0	0	0	6	5	1
0900	0	4	1	0	0	0	0	0	0	0	0	0	0	5	4	1
1000	0	3	0	0	0	0	0	0	0	0	0	0	0	3	2	1
1100	0	4	0	0	0	0	0	0	0	0	0	0	0	4	3	1
1200	0	0	0	0	0	0	0	0	0	0	0	0	0	0	0	0
1300	0	4	0	0	0	0	0	0	0	0	0	0	0	4	1	3
1400	0	1	0	0	2	0	0	0	0	0	0	0	0	3	2	1
1500	0	7	4	0	0	0	0	0	0	0	0	0	0	11	9	2
1600	0	1	0	0	0	0	0	0	0	0	0	0	0	1	1	0
1700	0	4	1	0	0	0	0	0	0	0	0	0	0	5	3	2
1800	0	4	1	0	0	0	0	0	0	0	0	0	0	5	4	1
1900	0	3	1	0	0	0	0	0	0	0	0	0	0	4	3	1
2000	0	2	2	0	0	0	0	0	0	0	0	0	0	4	3	1
2100	0	0	0	0	0	0	0	0	0	0	0	0	0	0	0	0
2200	0	1	0	0	0	0	0	0	0	0	0	0	0	1	1	0
2300	0	0	0	0	0	0	0	0	0	0	0	0	0	0	0	0
07-09	0	7	2	0	0	0	0	0	0	0	0	0	0	9	6	3
16-18	0	5	1	0	0	0	0	0	0	0	0	0	0	6	4	2
09-16	0	23	5	0	2	0	0	0	0	0	0	0	0	30	21	9
00-00	0	49	12	0	2	0	0	0	0	0	0	0	0	63	44	19

Saturday, April 09, 2016

Time	Cls	Cls	Cls	Cls	Cls	Cls	Cls	Cls	Cls	Cls	Cls	Cls	Cls	Total	Total	Total
------	-----	-----	-----	-----	-----	-----	-----	-----	-----	-----	-----	-----	-----	-------	-------	-------

[illegible]

Sunday, April 10, 2016

[illegible]

[illegible]

Monday, April 11, 2016

[illegible]

[illegible]

Tuesday, April 12, 2016

[illegible]

[illegible]

Wednesday, April 13, 2016

[illegible]

09-16	0	28	5	0	1	0	0	0	0	0	0	0	0	34	24	10
00-00	0	55	9	0	1	0	0	0	0	0	0	0	0	65	45	20

Thursday, April 14, 2016

Time	Cls 1	Cls 2	Cls 3	Cls 4	Cls 5	Cls 6	Cls 7	Cls 8	Cls 9	Cls 10	Cls 11	Cls 12	Cls 13	Total	Total AB	Total BA
0000	0	0	0	0	0	0	0	0	0	0	0	0	0	0	0	0
0100	0	0	0	0	0	0	0	0	0	0	0	0	0	0	0	0
0200	0	0	0	0	0	0	0	0	0	0	0	0	0	0	0	0
0300	0	0	0	0	0	0	0	0	0	0	0	0	0	0	0	0
0400	0	0	0	0	0	0	0	0	0	0	0	0	0	0	0	0
0500	0	0	0	0	0	0	0	0	0	0	0	0	0	0	0	0
0600	0	0	0	0	0	0	0	0	0	0	0	0	0	0	0	0
0700	0	2	0	1	0	0	0	0	0	0	0	0	0	3	2	1
0800	0	10	0	0	0	0	0	0	0	0	0	0	0	10	9	1
0900	0	2	0	0	1	0	0	0	0	0	0	0	0	3	3	0
1000	0	2	0	0	0	0	0	0	0	0	0	0	0	2	1	1
07-09	0	12	0	1	0	0	0	0	0	0	0	0	0	13	11	2
16-18	0	0	0	0	0	0	0	0	0	0	0	0	0	0	0	0
09-16	0	4	0	0	1	0	0	0	0	0	0	0	0	5	4	1
00-00	0	16	0	1	1	0	0	0	0	0	0	0	0	18	15	3

Grand Total

Time	Cls 1	Cls 2	Cls 3	Cls 4	Cls 5	Cls 6	Cls 7	Cls 8	Cls 9	Cls 10	Cls 11	Cls 12	Cls 13	Total	Total AB	Total BA
--	25	762	139	6	28	9	0	0	0	0	0	0	0	969	636	333

VancouverClass

Globals

Report Id	CustomList-536
Descriptor	VancouverClass
Created by	MetroCount Traffic Executive
Creation Time (UTC)	2016-08-12T21:18:35
Legal	Copyright (c)1997 - 2014 MetroCount
Graphic	header.bmp
Language	English
Country	United States
Time	UTC + -420 min
Create Version	4.0.6.0
Metric	Metric
Speed Unit	km/h
Length Unit	metre
Mass Unit	tonne

Dataset

Site Name	40-2800-Venables 0
Site Attribute	40-2800-Venables 0
File Name	H:\TRANSPORTATION\Data Management\MetroCount Files\48-2800-Venables21Mar2016.EC0
File Type	Plus
Algorithm	Factory default axle
Description	40-2800-Venables 0
Lane	0
Direction	8
Direction Text	8 - East bound A]B, West bound B]A.
Layout Text	Axle sensors - Paired (Class/Speed/Count)
Setup Time	2016-03-11T09:40:08
Start Time	2016-03-11T09:40:08
Finish Time	2016-03-21T08:53:08
Operator	JS
Configuration	00000000 80 00 14 6a 6a 00 00 00 00 00 , Standard

Profile

Name	Default Profile
Title	MetroCount Traffic Executive

Graphic Logo	
Header	
Footer	
Percentile 1	85
Percentile 2	95
Pace	20
Filter Start	2016-03-11T09:41:00
Filter End	2016-03-21T08:53:08
Class Scheme	Sample F3 No Bicycles
Low Speed	10
High Speed	160
Posted Limit	60
Speed Limits	60 60 60 60 60 60 60 60 60 60
Separation	0.000
Separation Type	Headway
Direction	North East South West
Encoded Direction	15

Column	
Time	24-hour time (0000 - 2359)
Cls 1	Class totals
Cls 2	Class totals
Cls 3	Class totals
Cls 4	Class totals
Cls 5	Class totals
Cls 6	Class totals
Cls 7	Class totals
Cls 8	Class totals
Cls 9	Class totals
Cls 10	Class totals
Cls 11	Class totals
Cls 12	Class totals
Cls 13	Class totals
Total	Number in time step
Total AB	Number in time step (AB)
Total BA	Number in time step (BA)

Friday, March 11, 2016

Time	Cls 1	Cls 2	Cls 3	Cls 4	Cls 5	Cls 6	Cls 7	Cls 8	Cls 9	Cls 10	Cls 11	Cls 12	Cls 13	Total	Total AB	Total BA
0900	0	15	3	0	0	0	0	0	0	0	0	0	0	18	7	11
1000	0	32	8	0	0	0	0	0	0	0	0	0	0	40	13	27
1100	1	56	5	0	0	0	0	0	0	0	0	0	0	62	23	39
1200	1	37	6	0	1	0	0	0	0	0	0	0	0	45	13	32
1300	1	42	2	0	0	5	0	0	0	0	0	0	0	50	25	25
1400	0	56	7	0	1	0	0	0	0	0	0	0	0	64	29	35
1500	0	110	3	0	2	0	0	0	0	0	0	0	0	115	54	61
1600	0	85	10	0	2	3	0	0	0	0	0	0	0	100	48	52
1700	0	114	8	0	1	1	0	0	0	0	0	0	1	125	60	65
1800	0	79	5	0	1	0	0	0	0	0	0	0	0	85	38	47
1900	0	45	2	0	0	1	0	0	0	0	0	0	0	48	16	32
2000	0	35	5	0	3	0	0	0	0	0	0	0	0	43	15	28
2100	0	32	0	0	0	1	0	0	0	0	0	0	0	33	11	22
2200	0	23	2	0	1	1	0	0	0	0	0	0	0	27	14	13
2300	0	27	1	0	0	0	0	0	0	0	0	0	0	28	19	9
07-09	0	0	0	0	0	0	0	0	0	0	0	0	0	0	0	0
16-18	0	199	18	0	3	4	0	0	0	0	0	0	1	225	108	117
09-16	3	348	34	0	4	5	0	0	0	0	0	0	0	394	164	230
00-00	3	788	67	0	12	12	0	0	0	0	0	0	1	883	385	498

Saturday, March 12, 2016

[illegible]

[illegible]

Sunday, March 13, 2016

[illegible]

[illegible]

Monday, March 14, 2016

[illegible]

07-09	0	129	10	0	3	2	0	0	0	0	0	0	0	144	43	101
16-18	0	155	11	0	2	6	0	0	0	0	0	0	0	174	96	78
09-16	0	374	25	0	9	1	0	0	0	0	0	0	0	409	168	241
00-00	0	842	65	0	18	11	0	0	0	0	0	0	0	936	373	563

Tuesday, March 15, 2016

Time	Cls 1	Cls 2	Cls 3	Cls 4	Cls 5	Cls 6	Cls 7	Cls 8	Cls 9	Cls 10	Cls 11	Cls 12	Cls 13	Total	Total AB	Total BA
0000	0	5	0	0	0	0	0	0	0	0	0	0	0	5	0	5
0100	0	0	0	0	0	0	0	0	0	0	0	0	0	0	0	0
0200	0	1	0	0	0	0	0	0	0	0	0	0	0	1	0	1
0300	0	0	0	0	0	0	0	0	0	0	0	0	0	0	0	0
0400	0	7	0	0	1	0	0	0	0	0	0	0	0	8	3	5
0500	0	15	3	0	2	0	1	0	0	0	0	0	0	21	5	16
0600	1	35	7	0	0	0	0	0	0	0	0	0	0	43	11	32
0700	0	64	5	0	2	0	0	0	0	0	0	0	0	71	22	49
0800	0	36	3	0	1	0	0	0	0	0	0	0	0	40	10	30
0900	0	28	2	0	1	0	0	0	0	0	0	0	0	31	6	25
1000	1	37	4	0	0	1	0	0	0	0	0	0	0	43	19	24
1100	0	54	5	0	0	2	0	0	0	0	0	0	0	61	23	38
1200	0	37	2	0	4	0	0	0	0	0	0	0	0	43	12	31
1300	0	43	4	0	1	1	0	0	0	0	0	0	0	49	28	21
1400	0	61	5	1	2	0	0	0	0	0	0	0	0	69	36	33
1500	0	85	8	2	3	2	0	0	0	0	0	0	0	100	39	61
1600	0	83	5	0	1	2	0	0	0	0	0	0	0	91	44	47
1700	1	56	8	0	0	2	1	0	0	0	0	0	0	68	30	38
1800	0	39	6	0	0	0	0	0	0	0	0	0	0	45	14	31
1900	0	27	2	0	1	0	0	0	0	0	0	0	0	30	9	21
2000	0	23	3	0	0	1	0	0	0	0	0	0	0	27	11	16
2100	0	24	2	0	0	1	0	0	0	0	0	0	0	27	9	18
2200	0	11	1	0	0	1	0	0	0	0	0	0	0	13	7	6
2300	0	6	0	0	0	0	0	0	0	0	0	0	0	6	1	5
07-09	0	100	8	0	3	0	0	0	0	0	0	0	0	111	32	79
16-18	1	139	13	0	1	4	1	0	0	0	0	0	0	159	74	85
09-16	1	345	30	3	11	6	0	0	0	0	0	0	0	396	163	233
00-00	3	777	75	3	19	13	2	0	0	0	0	0	0	892	339	553

Wednesday, March 16, 2016

[illegible]

Thursday, March 17, 2016

[illegible]

0300	0	0	0	0	0	0	0	0	0	0	0	0	0	0	0
0400	0	5	2	0	0	0	0	0	0	0	0	0	7	3	4
0500	0	18	4	0	0	1	0	0	0	0	0	0	23	8	15
0600	0	42	4	0	1	0	0	0	0	0	0	0	47	14	33
0700	1	75	6	0	1	1	0	0	0	0	0	0	84	23	61
0800	0	29	4	0	1	0	0	0	0	0	0	0	34	12	22
0900	0	36	5	0	2	0	0	0	0	0	0	0	43	12	31
1000	0	39	5	0	0	2	0	0	0	0	0	0	46	16	30
1100	0	34	5	0	0	0	0	0	0	0	0	0	39	16	23
1200	0	42	1	1	0	0	0	0	0	0	0	0	44	21	23
1300	0	50	4	0	0	0	0	0	0	0	0	0	54	27	27
1400	0	85	7	0	2	2	0	0	0	0	0	0	96	50	46
1500	0	100	9	0	1	2	0	0	0	0	0	0	112	63	49
1600	0	106	4	0	1	2	0	0	0	0	0	0	113	67	46
1700	0	79	3	0	1	1	1	0	0	0	0	0	85	43	42
1800	1	61	3	0	0	0	0	0	0	0	0	0	65	23	42
1900	0	40	4	0	0	2	0	0	0	0	0	0	46	19	27
2000	0	29	2	0	1	0	0	0	0	0	0	0	32	9	23
2100	0	29	0	0	0	1	0	0	0	0	0	0	30	18	12
2200	0	10	0	0	0	0	0	0	0	0	0	0	10	3	7
2300	0	11	0	0	0	0	0	0	0	0	0	0	11	3	8
07-09	1	104	10	0	2	1	0	0	0	0	0	0	118	35	83
16-18	0	185	7	0	2	3	1	0	0	0	0	0	198	110	88
09-16	0	386	36	1	5	6	0	0	0	0	0	0	434	205	229
00-00	2	931	73	1	12	16	1	0	0	0	0	0	1036	458	578

Friday, March 18, 2016

[illegible]

1000	0	39	3	0	0	0	0	0	0	0	0	0	0	42	13	29
1100	0	58	2	0	1	0	0	0	0	0	0	0	1	62	24	38
1200	0	59	5	0	1	1	0	1	0	0	0	0	0	67	26	41
1300	0	48	7	0	1	3	0	0	0	0	0	0	0	59	24	35
1400	1	82	5	0	2	1	0	0	0	0	0	0	0	91	46	45
1500	0	98	7	0	0	5	0	0	0	0	0	0	0	110	71	39
1600	0	103	3	0	1	2	0	0	0	0	0	0	0	109	50	59
1700	0	87	3	0	1	0	0	0	0	0	0	0	0	91	37	54
1800	0	50	2	0	0	0	0	0	0	0	0	0	0	52	19	33
1900	0	38	2	0	0	1	0	0	0	0	0	0	0	41	18	23
2000	0	34	1	0	2	1	0	0	0	0	0	0	0	38	11	27
2100	0	31	1	0	0	0	0	0	0	0	0	0	0	32	17	15
2200	0	14	0	0	0	2	0	0	0	0	0	0	0	16	6	10
2300	0	12	0	0	1	0	0	0	0	0	0	0	0	13	7	6
07-09	0	120	7	0	0	5	0	0	0	0	0	0	0	132	40	92
16-18	0	190	6	0	2	2	0	0	0	0	0	0	0	200	87	113
09-16	1	420	33	0	5	10	0	1	0	0	0	0	1	471	220	251
00-00	2	990	59	0	13	22	0	1	0	0	0	0	1	1088	457	631

Saturday, March 19, 2016

[illegible]

[illegible]

Sunday, March 20, 2016

[illegible]

07-09	0	89	7	0	0	0	0	0	0	0	0	0	0	96	39	57
16-18	0	74	4	0	0	1	0	0	0	0	0	0	0	79	37	42
09-16	0	470	39	0	5	2	0	0	0	0	0	0	0	516	207	309
00-00	0	808	61	0	9	6	0	0	0	0	0	0	0	884	357	527

Monday, March 21, 2016

Time	Cls 1	Cls 2	Cls 3	Cls 4	Cls 5	Cls 6	Cls 7	Cls 8	Cls 9	Cls 10	Cls 11	Cls 12	Cls 13	Total	Total AB	Total BA
0000	0	2	0	0	0	0	0	0	0	0	0	0	0	2	0	2
0100	0	0	0	0	0	0	0	0	0	0	0	0	0	0	0	0
0200	0	0	0	0	0	0	0	0	0	0	0	0	0	0	0	0
0300	0	2	0	0	0	0	0	0	0	0	0	0	0	2	0	2
0400	0	6	2	0	0	0	0	0	0	0	0	0	0	8	3	5
0500	0	24	1	0	1	3	0	0	0	0	0	0	0	29	11	18
0600	0	102	5	0	1	0	0	0	0	0	0	0	0	108	49	59
0700	0	180	16	0	0	1	0	0	0	0	0	0	0	197	98	99
0800	0	42	7	0	0	0	0	0	0	0	0	0	0	49	16	33
07-09	0	222	23	0	0	1	0	0	0	0	0	0	0	246	114	132
16-18	0	0	0	0	0	0	0	0	0	0	0	0	0	0	0	0
09-16	0	0	0	0	0	0	0	0	0	0	0	0	0	0	0	0
00-00	0	358	31	0	2	4	0	0	0	0	0	0	0	395	177	218

Grand Total

Time	Cls 1	Cls 2	Cls 3	Cls 4	Cls 5	Cls 6	Cls 7	Cls 8	Cls 9	Cls 10	Cls 11	Cls 12	Cls 13	Total	Total AB	Total BA
--	27	8602	675	8	111	142	3	1	0	0	0	0	2	9571	3903	5668

VancouverClass

Globals

Report Id	CustomList-512
Descriptor	VancouverClass
Created by	MetroCount Traffic Executive
Creation Time (UTC)	2016-08-12T17:41:19
Legal	Copyright (c)1997 - 2014 MetroCount
Graphic	header.bmp
Language	English
Country	United States
Time	UTC + -420 min
Create Version	4.0.6.0
Metric	Metric
Speed Unit	km/h
Length Unit	metre
Mass Unit	tonne

Dataset

Site Name	40-2800-Venables 0
Site Attribute	40-2800-Venables 0
File Name	H:\TRANSPORTATION\Data Management\MetroCount Files\40-2800-Venables30Mar2016.EC0
File Type	Plus
Algorithm	Factory default axle
Description	40-2800-Venables 0
Lane	0
Direction	8
Direction Text	8 - East bound A]B, West bound B]A.
Layout Text	Axle sensors - Paired (Class/Speed/Count)
Setup Time	2016-03-21T09:55:51
Start Time	2016-03-21T09:55:51
Finish Time	2016-03-30T10:52:51
Operator	RG
Configuration	00000000 80 00 14 6a 6a 00 00 00 00 00 , Standard

Profile

Name	Default Profile
Title	MetroCount Traffic Executive

Graphic Logo	
Header	
Footer	
Percentile 1	85
Percentile 2	95
Pace	20
Filter Start	2016-03-21T09:56:00
Filter End	2016-03-30T10:52:51
Class Scheme	Sample F3 No Bicycles
Low Speed	10
High Speed	160
Posted Limit	60
Speed Limits	60 60 60 60 60 60 60 60 60 60
Separation	0.000
Separation Type	Headway
Direction	North East South West
Encoded Direction	15

Column	
Time	24-hour time (0000 - 2359)
Cls 1	Class totals
Cls 2	Class totals
Cls 3	Class totals
Cls 4	Class totals
Cls 5	Class totals
Cls 6	Class totals
Cls 7	Class totals
Cls 8	Class totals
Cls 9	Class totals
Cls 10	Class totals
Cls 11	Class totals
Cls 12	Class totals
Cls 13	Class totals
Total	Number in time step
Total AB	Number in time step (AB)
Total BA	Number in time step (BA)

1000	0	44	7	0	3	0	0	0	0	0	0	0	0	54	22	32
1100	2	43	4	0	2	1	0	0	0	0	0	0	0	52	21	31
1200	0	45	5	0	1	1	0	0	0	0	0	0	0	52	22	30
1300	0	37	6	0	2	2	0	0	0	0	0	0	0	47	20	27
1400	0	133	7	0	5	2	0	0	0	0	0	0	0	147	79	68
1500	0	186	10	0	4	0	0	0	0	0	0	0	0	200	118	82
1600	0	150	9	0	1	2	0	0	0	0	0	0	0	162	89	73
1700	0	127	7	0	1	1	0	0	0	0	0	0	0	136	69	67
1800	1	103	2	0	1	2	0	0	0	0	0	0	0	109	59	50
1900	0	50	5	0	0	1	0	0	0	0	0	0	0	56	26	30
2000	0	47	4	0	0	0	0	0	0	0	0	0	0	51	14	37
2100	0	20	2	0	0	0	0	0	0	0	0	0	0	22	8	14
2200	0	30	1	0	0	0	0	0	0	0	0	0	0	31	12	19
2300	0	9	1	0	0	0	0	0	0	0	0	0	0	10	5	5
07-09	1	309	25	1	6	2	0	1	0	0	0	0	0	345	162	183
16-18	0	277	16	0	2	3	0	0	0	0	0	0	0	298	158	140
09-16	2	533	43	0	18	7	0	0	0	0	0	0	0	603	298	305
00-00	4	1415	105	1	28	17	0	1	0	0	0	0	0	1571	759	812

Wednesday, March 23, 2016

Time	Cls 1	Cls 2	Cls 3	Cls 4	Cls 5	Cls 6	Cls 7	Cls 8	Cls 9	Cls 10	Cls 11	Cls 12	Cls 13	Total	Total AB	Total BA
0000	0	6	1	0	0	0	0	0	0	0	0	0	0	7	3	4
0100	0	6	0	0	0	0	0	0	0	0	0	0	0	6	1	5
0200	0	0	0	0	0	0	0	0	0	0	0	0	0	0	0	0
0300	0	1	1	0	0	0	0	0	0	0	0	0	0	2	1	1
0400	0	0	0	0	0	0	0	0	0	0	0	0	0	0	0	0
0500	0	6	0	0	0	0	0	0	0	0	0	0	0	6	4	2
0600	0	17	3	0	0	0	0	0	0	0	0	0	0	20	10	10
0700	0	87	7	0	0	0	0	0	0	0	0	0	0	94	39	55
0800	0	197	18	0	2	0	0	0	0	0	0	0	0	217	110	107
0900	0	50	8	1	1	2	0	0	0	0	0	0	0	62	24	38
1000	0	49	11	0	4	2	0	0	0	0	0	0	0	66	22	44
1100	0	56	3	0	1	1	0	0	0	0	0	0	0	61	25	36
1200	0	56	7	0	0	3	0	0	0	0	0	0	0	66	32	34
1300	0	66	5	0	3	1	0	0	0	0	0	0	0	75	32	43
1400	0	135	11	1	3	2	0	0	0	0	0	0	0	152	82	70
1500	0	132	13	0	0	0	0	0	0	0	0	0	0	145	75	70
1600	0	125	10	0	1	2	0	0	0	0	0	0	0	138	69	69

[illegible]

Thursday, March 24, 2016

[illegible]

07-09	1	322	20	0	1	1	1	0	0	0	0	0	0	346	161	185
16-18	1	256	18	0	2	2	0	0	0	0	0	0	0	279	135	144
09-16	0	534	52	2	10	11	0	1	0	0	0	0	0	610	281	329
00-00	2	1411	108	2	16	16	1	1	0	0	0	0	0	1557	701	856

Friday, March 25, 2016

Time	Cls 1	Cls 2	Cls 3	Cls 4	Cls 5	Cls 6	Cls 7	Cls 8	Cls 9	Cls 10	Cls 11	Cls 12	Cls 13	Total	Total AB	Total BA
0000	0	10	0	0	0	0	0	0	0	0	0	0	0	10	3	7
0100	0	10	0	0	0	0	0	0	0	0	0	0	0	10	3	7
0200	0	7	0	0	0	0	0	0	0	0	0	0	0	7	2	5
0300	0	2	0	0	0	0	0	0	0	0	0	0	0	2	0	2
0400	0	0	0	0	0	0	0	0	0	0	0	0	0	0	0	0
0500	0	7	0	0	0	0	0	0	0	0	0	0	0	7	2	5
0600	0	8	1	0	1	0	0	0	0	0	0	0	0	10	2	8
0700	0	16	2	0	0	0	0	0	0	0	0	0	0	18	10	8
0800	0	12	0	0	1	0	0	0	0	0	0	0	0	13	4	9
0900	0	18	2	0	0	1	0	0	0	0	0	0	0	21	7	14
1000	0	45	4	0	0	0	0	0	0	0	0	0	0	49	19	30
1100	0	43	6	0	0	0	0	0	0	0	0	0	0	49	16	33
1200	0	51	3	0	1	2	0	0	0	0	0	0	0	57	23	34
1300	0	32	5	0	0	0	0	0	0	0	0	0	0	37	16	21
1400	0	53	1	0	1	1	0	0	0	0	0	0	0	56	28	28
1500	0	45	2	0	1	2	0	0	0	0	0	0	0	50	20	30
1600	4	60	4	0	1	0	0	0	0	0	0	0	0	69	32	37
1700	0	56	3	0	0	0	0	0	0	0	0	0	0	59	24	35
1800	0	60	4	0	0	0	0	0	0	0	0	0	0	64	23	41
1900	0	24	2	0	0	2	0	0	0	0	0	0	0	28	9	19
2000	1	27	2	0	0	0	0	0	0	0	0	0	0	30	10	20
2100	1	32	1	0	0	0	0	0	0	0	0	0	0	34	16	18
2200	0	32	1	0	0	0	0	0	0	0	0	0	0	33	11	22
2300	0	35	0	0	0	0	0	0	0	0	0	0	0	35	16	19
07-09	0	28	2	0	1	0	0	0	0	0	0	0	0	31	14	17
16-18	4	116	7	0	1	0	0	0	0	0	0	0	0	128	56	72
09-16	0	287	23	0	3	6	0	0	0	0	0	0	0	319	129	190
00-00	6	685	43	0	6	8	0	0	0	0	0	0	0	748	296	452

Saturday, March 26, 2016

Time	Cls 1	Cls 2	Cls 3	Cls 4	Cls 5	Cls 6	Cls 7	Cls 8	Cls 9	Cls 10	Cls 11	Cls 12	Cls 13	Total	Total AB	Total BA
0000	0	10	0	0	1	1	0	0	0	0	0	0	0	12	4	8
0100	0	6	0	0	0	0	0	0	0	0	0	0	0	6	3	3
0200	0	12	0	0	0	0	0	0	0	0	0	0	0	12	6	6
0300	0	5	1	0	0	0	0	0	0	0	0	0	0	6	2	4
0400	0	8	0	0	0	0	0	0	0	0	0	0	0	8	4	4
0500	0	2	0	0	0	0	0	0	0	0	0	0	0	2	0	2
0600	0	4	2	0	0	1	0	0	0	0	0	0	0	7	2	5
0700	0	10	1	0	0	0	0	0	0	0	0	0	0	11	7	4
0800	0	18	1	0	0	0	0	0	0	0	0	0	0	19	9	10
0900	0	30	4	0	0	0	0	0	1	0	0	0	0	35	13	22
1000	0	49	5	0	0	0	0	0	0	0	0	0	0	54	23	31
1100	1	53	3	0	0	3	0	0	0	0	0	0	0	60	25	35
1200	0	64	3	0	0	1	0	0	0	0	0	0	0	68	31	37
1300	1	58	8	0	0	1	0	0	0	0	0	0	0	68	24	44
1400	0	44	3	0	1	2	0	0	0	0	0	0	0	50	25	25
1500	0	63	3	0	1	0	0	0	0	0	0	0	0	67	27	40
1600	1	48	8	0	1	2	0	0	0	0	0	0	0	60	26	34
1700	1	52	5	0	0	0	0	0	0	0	0	0	0	58	24	34
1800	1	37	4	0	0	1	0	0	0	0	0	0	0	43	21	22
1900	0	38	3	0	0	0	0	0	0	0	0	0	0	41	18	23
2000	0	27	3	0	0	0	0	0	0	0	0	0	0	30	9	21
2100	0	28	3	0	0	1	0	0	0	0	0	0	0	32	14	18
2200	0	21	1	0	0	0	0	0	0	0	0	0	0	22	10	12
2300	0	27	0	0	0	0	0	0	0	0	0	0	0	27	13	14
07-09	0	28	2	0	0	0	0	0	0	0	0	0	0	30	16	14
16-18	2	100	13	0	1	2	0	0	0	0	0	0	0	118	50	68
09-16	2	361	29	0	2	7	0	0	1	0	0	0	0	402	168	234
00-00	5	714	61	0	4	13	0	0	1	0	0	0	0	798	340	458

Sunday, March 27, 2016

[illegible]

[illegible]

Monday, March 28, 2016

[illegible]

1000	0	34	2	0	0	2	0	0	0	0	0	0	0	38	16	22
1100	0	38	5	0	0	0	0	0	0	0	0	0	0	43	18	25
1200	0	54	2	0	2	0	0	0	0	0	0	0	0	58	25	33
1300	0	49	5	1	1	1	0	0	0	0	0	0	0	57	19	38
1400	0	40	2	0	0	3	0	0	0	0	0	0	0	45	19	26
1500	0	62	4	0	0	2	0	0	0	0	0	0	0	68	24	44
1600	0	56	5	0	0	1	0	0	0	0	0	0	0	62	34	28
1700	1	83	0	0	1	6	0	0	0	0	0	0	0	91	44	47
1800	0	62	1	0	0	1	0	0	0	0	0	0	0	64	28	36
1900	0	48	7	0	1	1	0	0	0	0	0	0	0	57	22	35
2000	1	31	0	0	0	1	0	0	0	0	0	0	0	33	11	22
2100	0	27	2	0	1	1	0	0	0	0	0	0	0	31	13	18
2200	0	16	1	0	0	0	0	0	0	0	0	0	0	17	9	8
2300	0	10	0	0	0	0	0	0	0	0	0	0	0	10	2	8
07-09	0	47	6	0	1	1	0	0	0	0	0	0	0	55	20	35
16-18	1	139	5	0	1	7	0	0	0	0	0	0	0	153	78	75
09-16	0	306	21	1	3	10	0	0	0	0	0	0	0	341	136	205
00-00	2	714	47	2	7	23	0	0	0	0	0	0	0	795	327	468

Tuesday, March 29, 2016

Time	Cls 1	Cls 2	Cls 3	Cls 4	Cls 5	Cls 6	Cls 7	Cls 8	Cls 9	Cls 10	Cls 11	Cls 12	Cls 13	Total	Total AB	Total BA
0000	0	8	0	0	1	0	0	0	0	0	0	0	0	9	4	5
0100	0	5	0	0	0	0	0	0	0	0	0	0	0	5	2	3
0200	0	3	0	0	0	0	0	0	0	0	0	0	0	3	1	2
0300	0	2	0	0	0	0	0	0	0	0	0	0	0	2	1	1
0400	0	2	0	0	0	0	0	0	0	0	0	0	0	2	0	2
0500	0	6	1	0	1	0	0	0	0	0	0	0	0	8	4	4
0600	0	18	2	0	0	0	0	0	0	0	0	0	0	20	6	14
0700	1	83	8	0	1	3	0	0	0	0	0	0	0	96	43	53
0800	0	239	19	0	2	2	1	0	0	0	0	0	0	263	128	135
0900	0	61	4	0	1	2	0	0	0	0	0	0	0	68	20	48
1000	0	41	5	0	0	1	0	0	0	0	0	0	0	47	18	29
1100	0	38	4	1	1	1	0	0	0	0	0	0	0	45	19	26
1200	0	47	6	0	2	0	0	1	0	0	0	0	0	56	23	33
1300	0	53	4	0	4	2	0	0	0	0	0	0	0	63	19	44
1400	0	94	2	0	1	2	0	0	0	0	0	0	0	99	48	51
1500	0	157	10	0	4	1	1	0	0	0	0	0	0	173	99	74
1600	1	151	15	0	0	2	0	0	0	0	0	0	0	169	84	85

1700	2	145	9	0	1	2	0	0	0	0	0	0	0	0	159	83	76
1800	0	102	7	0	0	2	0	0	0	0	0	0	0	0	111	57	54
1900	0	61	3	0	0	0	0	0	0	0	0	0	0	0	64	20	44
2000	0	58	6	0	0	0	0	0	0	0	0	0	0	0	64	28	36
2100	0	31	1	0	0	1	0	0	0	0	0	0	0	0	33	23	10
2200	0	27	2	0	0	2	0	0	0	0	0	0	0	0	31	14	17
2300	0	7	0	0	0	0	0	0	0	0	0	0	0	0	7	4	3
07-09	1	322	27	0	3	5	1	0	0	0	0	0	0	0	359	171	188
16-18	3	296	24	0	1	4	0	0	0	0	0	0	0	0	328	167	161
09-16	0	491	35	1	13	9	1	1	0	0	0	0	0	0	551	246	305
00-00	4	1439	108	1	19	23	2	1	0	0	0	0	0	0	1597	748	849

Wednesday, March 30, 2016

Time	Cls 1	Cls 2	Cls 3	Cls 4	Cls 5	Cls 6	Cls 7	Cls 8	Cls 9	Cls 10	Cls 11	Cls 12	Cls 13	Total	Total AB	Total BA
0000	0	4	1	0	0	0	0	0	0	0	0	0	0	5	3	2
0100	0	7	0	0	0	0	0	0	0	0	0	0	0	7	4	3
0200	0	3	0	0	1	0	0	0	0	0	0	0	0	4	1	3
0300	0	1	0	0	0	0	0	0	0	0	0	0	0	1	0	1
0400	0	0	0	0	0	0	0	0	0	0	0	0	0	0	0	0
0500	0	6	0	0	0	0	0	0	0	0	0	0	0	6	3	3
0600	0	17	1	0	2	0	0	0	0	0	0	0	0	20	11	9
0700	1	113	4	0	2	1	0	0	0	0	0	0	0	121	46	75
0800	0	208	16	0	0	2	0	0	0	0	0	0	0	226	97	129
0900	0	40	5	0	1	1	0	0	0	0	0	0	0	47	13	34
1000	0	27	8	0	0	0	0	0	0	0	0	0	0	35	9	26
07-09	1	321	20	0	2	3	0	0	0	0	0	0	0	347	143	204
16-18	0	0	0	0	0	0	0	0	0	0	0	0	0	0	0	0
09-16	0	67	13	0	1	1	0	0	0	0	0	0	0	82	22	60
00-00	1	426	35	0	6	4	0	0	0	0	0	0	0	472	187	285

Grand Total

Time	Cls 1	Cls 2	Cls 3	Cls 4	Cls 5	Cls 6	Cls 7	Cls 8	Cls 9	Cls 10	Cls 11	Cls 12	Cls 13	Total	Total AB	Total BA
--	28	9659	743	8	132	147	4	3	1	0	0	0	0	10725	4809	5916

VancouverClass

Globals

Report Id	CustomList-511
Descriptor	VancouverClass
Created by	MetroCount Traffic Executive
Creation Time (UTC)	2016-08-12T17:31:28
Legal	Copyright (c)1997 - 2014 MetroCount
Graphic	header.bmp
Language	English
Country	United States
Time	UTC + -420 min
Create Version	4.0.6.0
Metric	Metric
Speed Unit	km/h
Length Unit	metre
Mass Unit	tonne

Dataset

Site Name	40-2800-Venables 0
Site Attribute	40-2800-Venables 0
File Name	H:\TRANSPORTATION\Data Management\MetroCount Files\40-2800-Venables14Apr2016.EC0
File Type	Plus
Algorithm	Factory default axle
Description	40-2800-Venables 0
Lane	0
Direction	8
Direction Text	8 - East bound A]B, West bound B]A.
Layout Text	Axle sensors - Paired (Class/Speed/Count)
Setup Time	2016-03-30T10:54:53
Start Time	2016-03-30T10:54:53
Finish Time	2016-04-14T10:47:53
Operator	RG
Configuration	00000000 80 00 14 6a 6a 00 00 00 00 00 , Standard

Profile

Name	Default Profile
Title	MetroCount Traffic Executive

Graphic Logo	
Header	
Footer	
Percentile 1	85
Percentile 2	95
Pace	20
Filter Start	2016-03-30T10:55:00
Filter End	2016-04-14T10:47:53
Class Scheme	Sample F3 No Bicycles
Low Speed	10
High Speed	160
Posted Limit	60
Speed Limits	60 60 60 60 60 60 60 60 60 60
Separation	0.000
Separation Type	Headway
Direction	North East South West
Encoded Direction	15

Column	
Time	24-hour time (0000 - 2359)
Cls 1	Class totals
Cls 2	Class totals
Cls 3	Class totals
Cls 4	Class totals
Cls 5	Class totals
Cls 6	Class totals
Cls 7	Class totals
Cls 8	Class totals
Cls 9	Class totals
Cls 10	Class totals
Cls 11	Class totals
Cls 12	Class totals
Cls 13	Class totals
Total	Number in time step
Total AB	Number in time step (AB)
Total BA	Number in time step (BA)

Wednesday, March 30, 2016

Time	Cls 1	Cls 2	Cls 3	Cls 4	Cls 5	Cls 6	Cls 7	Cls 8	Cls 9	Cls 10	Cls 11	Cls 12	Cls 13	Total	Total AB	Total BA
1000	0	3	1	0	0	0	0	0	0	0	0	0	0	4	2	2
1100	0	43	3	0	1	2	0	0	0	0	0	0	0	49	20	29
1200	1	122	11	0	1	4	0	0	0	0	0	0	0	139	74	65
1300	0	82	8	0	1	1	0	0	0	0	0	0	0	92	39	53
1400	0	72	5	0	2	1	0	0	0	0	0	0	0	80	36	44
1500	1	95	4	0	2	4	0	0	0	0	0	0	0	106	55	51
1600	0	108	9	0	3	2	0	1	0	0	0	0	0	123	63	60
1700	3	105	4	0	0	2	0	0	0	0	0	0	0	114	67	47
1800	0	49	5	0	2	1	0	0	0	0	0	0	0	57	27	30
1900	0	51	3	0	1	3	0	0	0	0	0	0	0	58	31	27
2000	0	36	3	0	0	0	0	0	0	0	0	0	0	39	12	27
2100	0	27	3	0	0	0	0	0	0	0	0	0	0	30	9	21
2200	0	11	1	0	0	0	0	0	0	0	0	0	0	12	7	5
2300	0	10	1	0	0	1	0	0	0	0	0	0	0	12	5	7
07-09	0	0	0	0	0	0	0	0	0	0	0	0	0	0	0	0
16-18	3	213	13	0	3	4	0	1	0	0	0	0	0	237	130	107
09-16	2	417	32	0	7	12	0	0	0	0	0	0	0	470	226	244
00-00	5	814	61	0	13	21	0	1	0	0	0	0	0	915	447	468

Thursday, March 31, 2016

[illegible]

1100	0	29	4	2	3	0	0	0	0	0	0	0	0	38	15	23
1200	0	48	7	0	0	2	0	0	0	0	0	0	0	57	18	39
1300	0	51	1	1	1	0	0	0	0	0	0	0	0	54	26	28
1400	0	121	9	0	3	0	0	0	0	0	0	0	0	133	64	69
1500	0	139	12	0	2	2	0	0	0	0	0	0	0	155	82	73
1600	2	133	14	0	1	1	0	0	0	0	0	0	0	151	89	62
1700	0	126	12	0	1	3	0	0	0	0	0	0	0	142	87	55
1800	0	91	8	0	1	1	0	0	0	0	0	0	0	101	59	42
1900	0	59	5	0	2	1	0	0	0	0	0	0	0	67	33	34
2000	0	36	1	0	0	0	0	0	0	0	0	0	0	37	9	28
2100	0	27	2	0	0	1	0	0	0	0	0	0	0	30	10	20
2200	1	22	2	0	0	0	0	0	0	0	0	0	0	25	8	17
2300	0	10	0	0	0	0	0	0	0	0	0	0	0	10	6	4
07-09	2	325	24	0	3	4	0	0	1	0	0	0	0	359	142	217
16-18	2	259	26	0	2	4	0	0	0	0	0	0	0	293	176	117
09-16	1	489	44	3	11	5	0	0	1	0	0	0	0	554	243	311
00-00	6	1356	118	3	19	17	0	0	2	0	0	0	0	1521	709	812

Friday, April 01, 2016

[illegible]

[illegible]

Saturday, April 02, 2016

[illegible]

16-18	2	150	3	0	1	1	0	0	0	0	0	0	0	157	62	95
09-16	2	436	52	0	9	14	0	0	0	0	0	0	0	513	208	305
00-00	7	866	85	0	12	19	0	0	0	0	0	0	0	989	401	588

Sunday, April 03, 2016

Time	Cls 1	Cls 2	Cls 3	Cls 4	Cls 5	Cls 6	Cls 7	Cls 8	Cls 9	Cls 10	Cls 11	Cls 12	Cls 13	Total	Total AB	Total BA
0000	0	12	0	0	0	0	0	0	0	0	0	0	0	12	6	6
0100	0	11	0	0	0	0	0	0	0	0	0	0	0	11	5	6
0200	0	3	0	0	0	1	0	0	0	0	0	0	0	4	1	3
0300	0	4	0	0	0	0	0	0	0	0	0	0	0	4	4	0
0400	0	4	1	0	0	0	0	0	0	0	0	0	0	5	1	4
0500	0	4	0	0	0	0	0	0	0	0	0	0	0	4	2	2
0600	0	6	3	0	0	2	0	0	0	0	0	0	0	11	4	7
0700	0	14	4	0	0	0	0	0	0	0	0	0	0	18	8	10
0800	0	47	6	0	0	0	0	0	0	0	0	0	0	53	28	25
0900	1	40	5	0	0	0	0	0	0	0	0	0	0	46	19	27
1000	0	47	2	0	0	0	0	0	0	0	0	0	0	49	22	27
1100	0	66	4	0	0	1	0	0	0	0	0	0	0	71	26	45
1200	0	51	1	0	1	0	0	0	0	0	0	0	0	53	24	29
1300	0	67	5	0	0	2	0	0	0	0	0	0	0	74	36	38
1400	0	70	4	0	1	1	0	0	0	0	0	0	0	76	33	43
1500	1	71	10	0	0	1	0	0	0	0	0	0	0	83	33	50
1600	1	43	4	0	0	1	0	0	0	0	0	0	0	49	22	27
1700	1	51	9	0	0	0	0	0	0	0	0	0	0	61	23	38
1800	1	41	3	0	0	1	0	0	0	0	0	0	0	46	20	26
1900	0	36	1	0	0	1	0	0	0	0	0	0	0	38	18	20
2000	0	25	1	0	0	1	0	0	0	0	0	0	0	27	11	16
2100	0	28	3	0	0	0	0	0	0	0	0	0	0	31	9	22
2200	0	16	0	0	0	0	0	0	0	0	0	0	0	16	7	9
2300	0	7	0	0	0	0	0	0	0	0	0	0	0	7	1	6
07-09	0	61	10	0	0	0	0	0	0	0	0	0	0	71	36	35
16-18	2	94	13	0	0	1	0	0	0	0	0	0	0	110	45	65
09-16	2	412	31	0	2	5	0	0	0	0	0	0	0	452	193	259
00-00	5	764	66	0	2	12	0	0	0	0	0	0	0	849	363	486

Monday, April 04, 2016

[illegible]

Tuesday, April 05, 2016

[illegible]

0400	0	0	0	0	1	1	0	0	0	0	0	0	2	1	1
0500	0	3	0	0	0	0	0	0	0	0	0	0	3	1	2
0600	0	20	3	0	2	0	0	0	0	0	0	0	25	12	13
0700	1	67	12	0	4	0	0	0	0	0	0	0	84	35	49
0800	1	256	18	0	2	2	1	0	0	0	0	0	280	124	156
0900	0	55	11	0	1	0	0	0	0	0	0	0	67	19	48
1000	0	63	2	0	2	1	0	0	0	0	0	0	68	26	42
1100	0	40	7	0	1	1	1	0	0	0	0	0	50	17	33
1200	0	32	6	1	2	0	0	0	0	0	0	0	41	17	24
1300	0	44	9	0	4	2	0	0	0	0	0	0	59	22	37
1400	0	128	9	0	3	0	0	0	0	0	0	0	140	74	66
1500	0	149	18	0	1	4	1	0	0	0	0	0	173	91	82
1600	0	144	15	0	0	0	0	0	0	0	0	0	160	79	81
1700	1	103	4	0	1	2	0	0	0	0	0	0	111	58	53
1800	0	73	3	0	1	0	0	0	0	0	0	0	77	36	41
1900	0	55	2	0	0	0	0	0	0	0	0	0	57	21	36
2000	0	48	2	0	1	1	0	0	0	0	0	0	52	18	34
2100	0	29	1	0	0	0	0	0	0	0	0	0	30	8	22
2200	0	23	1	0	0	0	0	0	0	0	0	0	24	7	17
2300	0	9	2	0	0	0	0	0	0	0	0	0	11	5	6
07-09	2	323	30	0	6	2	1	0	0	0	0	0	364	159	205
16-18	1	247	19	0	1	2	0	0	0	0	0	0	271	137	134
09-16	0	511	62	1	14	8	2	0	0	0	0	0	598	266	332
00-00	3	1352	125	1	27	14	3	0	0	0	0	0	1526	672	854

Wednesday, April 06, 2016

[illegible]

1100	0	34	7	1	1	0	0	0	0	0	0	0	0	43	13	30
1200	1	58	8	0	2	4	0	0	0	0	0	0	0	73	27	46
1300	0	51	3	1	1	1	0	0	0	0	0	0	0	57	19	38
1400	0	123	13	0	0	2	0	0	0	0	0	0	0	138	72	66
1500	1	133	13	0	3	0	0	0	0	0	0	0	0	150	86	64
1600	0	133	12	0	0	0	0	0	0	0	0	0	0	145	77	68
1700	2	136	11	0	1	3	0	0	0	0	0	0	0	153	87	66
1800	0	88	5	0	0	5	0	0	0	0	0	0	0	98	54	44
1900	0	70	5	0	1	1	0	0	0	0	0	0	0	77	37	40
2000	0	54	2	0	0	0	0	0	0	0	0	0	0	56	22	34
2100	0	39	6	0	0	1	0	0	0	0	0	0	0	46	19	27
2200	1	19	2	0	0	0	0	0	0	0	0	0	0	22	7	15
2300	0	2	0	0	0	0	0	0	0	0	0	0	0	2	1	1
07-09	1	300	18	0	3	4	1	0	0	0	0	0	0	327	124	203
16-18	2	269	23	0	1	3	0	0	0	0	0	0	0	298	164	134
09-16	2	549	58	2	12	8	0	0	0	0	0	0	0	631	298	333
00-00	6	1426	126	2	18	23	1	0	0	0	0	0	0	1602	744	858

Thursday, April 07, 2016

Time	Cls 1	Cls 2	Cls 3	Cls 4	Cls 5	Cls 6	Cls 7	Cls 8	Cls 9	Cls 10	Cls 11	Cls 12	Cls 13	Total	Total AB	Total BA
0000	0	5	1	0	0	0	0	0	0	0	0	0	0	6	2	4
0100	0	1	0	0	0	0	0	0	0	0	0	0	0	1	0	1
0200	0	4	1	0	0	0	0	0	0	0	0	0	0	5	1	4
0300	0	0	0	0	0	0	0	0	0	0	0	0	0	0	0	0
0400	0	0	0	0	0	0	0	0	0	0	0	0	0	0	0	0
0500	0	8	0	0	0	0	0	0	0	0	0	0	0	8	4	4
0600	0	26	3	0	2	0	0	0	0	0	0	0	0	31	13	18
0700	1	100	9	0	1	3	0	0	0	0	0	0	0	114	41	73
0800	1	216	14	0	1	2	0	0	0	0	0	0	0	234	107	127
0900	0	47	4	0	0	1	0	0	0	0	0	0	0	52	15	37
1000	1	55	4	0	1	3	0	0	0	0	0	0	0	64	19	45
1100	0	49	7	0	0	3	0	0	0	0	0	0	0	59	17	42
1200	0	37	8	0	2	0	0	0	0	0	0	0	0	47	17	30
1300	0	44	8	0	2	0	0	0	0	0	0	0	0	54	22	32
1400	0	106	14	0	1	1	0	0	0	0	0	0	0	122	63	59
1500	0	139	10	0	5	2	0	0	0	0	0	0	0	156	82	74
1600	1	128	8	0	1	2	0	0	0	0	0	0	1	141	82	59
1700	0	135	8	0	1	2	0	0	0	0	0	0	0	146	74	72

1800	2	98	9	0	0	0	0	0	0	0	0	0	0	0	109	49	60
1900	1	53	3	0	0	1	0	0	0	0	0	0	0	0	58	30	28
2000	0	39	3	0	0	1	0	0	0	0	0	0	0	0	43	13	30
2100	0	31	2	0	2	0	0	0	0	0	0	0	0	0	35	11	24
2200	0	27	0	0	0	0	0	0	0	0	0	0	0	0	27	12	15
2300	0	7	0	0	2	0	0	0	0	0	0	0	0	0	9	3	6
07-09	2	316	23	0	2	5	0	0	0	0	0	0	0	0	348	148	200
16-18	1	263	16	0	2	4	0	0	0	0	0	0	0	1	287	156	131
09-16	1	477	55	0	11	10	0	0	0	0	0	0	0	0	554	235	319
00-00	7	1355	116	0	21	21	0	0	0	0	0	0	0	1	1521	677	844

Friday, April 08, 2016

Time	Cls 1	Cls 2	Cls 3	Cls 4	Cls 5	Cls 6	Cls 7	Cls 8	Cls 9	Cls 10	Cls 11	Cls 12	Cls 13	Total	Total AB	Total BA
0000	0	5	0	0	1	0	0	0	0	0	0	0	0	6	2	4
0100	0	2	0	0	0	0	0	0	0	0	0	0	0	2	1	1
0200	0	5	0	0	1	0	0	0	0	0	0	0	0	6	3	3
0300	0	0	0	0	0	0	0	0	0	0	0	0	0	0	0	0
0400	0	2	0	0	0	0	0	0	0	0	0	0	0	2	1	1
0500	0	5	0	0	0	0	0	0	0	0	0	0	0	5	3	2
0600	0	29	3	0	3	0	0	0	0	0	0	0	0	35	14	21
0700	0	73	13	0	0	5	0	0	0	0	0	0	0	91	39	52
0800	1	220	13	0	0	2	0	0	0	0	0	0	0	236	105	131
0900	1	45	7	0	0	2	0	0	0	0	0	0	0	55	21	34
1000	2	42	5	0	1	1	0	0	0	0	0	0	0	51	20	31
1100	0	57	3	0	0	0	0	2	0	0	0	0	0	62	21	41
1200	0	64	3	0	0	1	0	0	0	0	0	0	0	68	33	35
1300	0	48	8	0	2	1	0	0	0	0	0	0	0	59	23	36
1400	0	138	17	0	2	0	0	0	0	0	0	0	0	157	95	62
1500	1	165	17	0	2	1	0	0	0	0	0	0	0	186	114	72
1600	1	136	13	0	1	6	0	0	0	0	0	0	0	157	82	75
1700	1	72	2	0	0	5	0	0	0	0	0	0	0	80	42	38
1800	1	49	4	0	0	1	0	0	0	0	0	0	0	55	28	27
1900	0	0	0	0	0	0	0	0	0	0	0	0	0	0	0	0
2000	0	10	0	0	0	0	0	0	0	0	0	0	0	10	4	6
2100	1	33	2	0	0	0	0	0	0	0	0	0	0	36	11	25
2200	0	30	2	0	0	0	0	0	0	0	0	0	0	32	10	22
2300	0	33	0	0	0	0	0	0	0	0	0	0	0	33	14	19
07-09	1	293	26	0	0	7	0	0	0	0	0	0	0	327	144	183

16-18	2	208	15	0	1	11	0	0	0	0	0	0	0	237	124	113
09-16	4	559	60	0	7	6	0	2	0	0	0	0	0	638	327	311
00-00	9	1263	112	0	13	25	0	2	0	0	0	0	0	1424	686	738

Saturday, April 09, 2016

Time	Cls 1	Cls 2	Cls 3	Cls 4	Cls 5	Cls 6	Cls 7	Cls 8	Cls 9	Cls 10	Cls 11	Cls 12	Cls 13	Total	Total AB	Total BA
0000	0	20	1	0	1	0	0	0	0	0	0	0	0	22	7	15
0100	0	8	0	0	0	0	0	0	0	0	0	0	0	8	3	5
0200	0	1	0	0	0	0	0	0	0	0	0	0	0	1	1	0
0300	0	3	0	0	0	0	0	0	0	0	0	0	0	3	1	2
0400	0	4	0	0	0	0	0	0	0	0	0	0	0	4	2	2
0500	0	4	1	0	0	0	0	0	0	0	0	0	0	5	1	4
0600	0	10	1	0	0	0	0	0	0	0	0	0	0	11	2	9
0700	0	9	6	0	1	1	0	0	0	0	0	0	0	17	7	10
0800	0	46	5	0	0	1	0	0	0	0	0	0	0	52	23	29
0900	1	75	8	0	2	0	0	0	0	0	0	0	0	86	32	54
1000	0	93	11	0	2	0	0	0	0	0	0	0	0	106	36	70
1100	0	108	6	0	1	0	0	0	0	0	0	0	0	115	48	67
1200	0	79	6	0	1	0	0	0	0	0	0	0	0	86	33	53
1300	0	110	6	0	0	1	0	0	0	0	0	0	0	117	62	55
1400	0	93	5	0	0	0	0	0	0	0	0	0	0	98	43	55
1500	0	93	9	0	1	1	0	0	0	0	0	0	0	104	46	58
1600	1	81	8	0	1	0	0	0	0	0	0	0	0	91	41	50
1700	0	86	8	0	2	0	0	0	0	0	0	0	0	96	46	50
1800	0	69	6	0	1	0	0	0	0	0	0	0	0	76	28	48
1900	0	60	2	0	0	0	0	0	0	0	0	0	0	62	30	32
2000	1	28	0	0	0	0	0	0	0	0	0	0	0	29	11	18
2100	0	31	2	0	0	0	0	0	0	0	0	0	0	33	13	20
2200	0	40	1	0	1	0	0	0	0	0	0	0	0	42	19	23
2300	0	23	1	0	0	2	0	0	0	0	0	0	0	26	13	13
07-09	0	55	11	0	1	2	0	0	0	0	0	0	0	69	30	39
16-18	1	167	16	0	3	0	0	0	0	0	0	0	0	187	87	100
09-16	1	651	51	0	7	2	0	0	0	0	0	0	0	712	300	412
00-00	3	1174	93	0	14	6	0	0	0	0	0	0	0	1290	548	742

Sunday, April 10, 2016

Time	Cls 1	Cls 2	Cls 3	Cls 4	Cls 5	Cls 6	Cls 7	Cls 8	Cls 9	Cls 10	Cls 11	Cls 12	Cls 13	Total	Total AB	Total BA
0000	0	21	2	0	0	0	0	0	0	0	0	0	0	23	13	10
0100	0	13	0	0	0	3	0	0	0	0	0	0	0	16	10	6
0200	0	8	2	0	0	0	0	0	0	0	0	0	0	10	6	4
0300	0	3	0	0	1	0	0	0	0	0	0	0	0	4	3	1
0400	1	4	0	0	0	0	0	0	0	0	0	0	0	5	2	3
0500	0	4	0	0	0	0	0	0	0	0	0	0	0	4	1	3
0600	0	4	1	0	1	0	0	0	0	0	0	0	0	6	2	4
0700	0	7	2	0	2	1	0	0	0	0	0	0	0	12	7	5
0800	0	17	1	0	0	0	0	0	0	0	0	0	0	18	5	13
0900	0	34	2	0	0	1	0	0	0	0	0	0	0	37	17	20
1000	0	36	11	0	1	0	0	0	0	0	0	0	0	48	23	25
1100	0	58	3	0	0	1	0	0	0	0	0	0	0	62	29	33
1200	1	41	8	0	3	1	0	0	0	0	0	0	0	54	24	30
1300	0	68	6	0	1	1	0	1	0	0	0	0	0	77	30	47
1400	2	87	8	0	2	0	0	0	0	0	0	0	0	99	33	66
1500	0	76	5	0	1	0	0	0	0	0	0	0	0	82	39	43
1600	0	0	0	0	0	0	0	0	0	0	0	0	0	0	0	0
1700	0	0	0	0	0	0	0	0	0	0	0	0	0	0	0	0
1800	2	48	1	0	2	0	0	0	0	0	0	0	0	53	22	31
1900	1	40	1	0	1	0	0	0	0	0	0	0	0	43	17	26
2000	0	34	1	0	0	0	0	0	0	0	0	0	0	35	8	27
2100	0	20	0	0	0	1	0	0	0	0	0	0	0	21	5	16
2200	0	20	0	0	0	0	0	0	0	0	0	0	0	20	5	15
2300	0	11	2	0	0	0	0	0	0	0	0	0	0	13	3	10
07-09	0	24	3	0	2	1	0	0	0	0	0	0	0	30	12	18
16-18	0	0	0	0	0	0	0	0	0	0	0	0	0	0	0	0
09-16	3	400	43	0	8	4	0	1	0	0	0	0	0	459	195	264
00-00	7	654	56	0	15	9	0	1	0	0	0	0	0	742	304	438

Monday, April 11, 2016

[illegible]

0400	0	0	0	0	0	0	0	0	0	0	0	0	0	0	0	0
0500	0	2	0	0	0	0	0	0	0	0	0	0	0	2	1	1
0600	0	17	5	0	2	0	0	0	0	0	0	0	0	24	10	14
0700	0	87	7	0	0	0	0	0	0	0	0	0	0	94	36	58
0800	1	206	14	0	3	0	0	0	0	0	0	0	0	224	101	123
0900	0	51	3	0	1	0	0	0	0	0	0	0	0	55	19	36
1000	0	43	2	0	1	1	0	0	0	0	0	0	0	47	21	26
1100	0	40	4	1	2	0	0	0	0	0	0	0	0	47	16	31
1200	0	44	3	1	1	2	0	0	0	0	0	0	0	51	22	29
1300	0	33	5	0	0	0	0	1	0	0	0	0	0	39	13	26
1400	0	134	10	0	3	0	0	0	0	0	0	0	0	147	87	60
1500	0	153	20	0	3	0	1	0	0	0	0	0	0	177	108	69
1600	0	154	13	0	3	0	0	0	0	0	0	0	0	170	98	72
1700	2	109	11	0	1	1	0	0	0	0	0	0	0	124	62	62
1800	0	71	4	0	0	0	0	0	0	0	0	0	0	75	31	44
1900	0	55	3	0	1	0	0	0	0	0	0	0	0	59	19	40
2000	0	47	4	0	0	1	0	0	0	0	0	0	0	52	18	34
2100	0	26	2	0	0	0	0	0	0	0	0	0	0	28	7	21
2200	0	17	2	0	0	0	0	0	0	0	0	0	0	19	8	11
2300	0	9	0	0	0	0	0	0	0	0	0	0	0	9	3	6
07-09	1	293	21	0	3	0	0	0	0	0	0	0	0	318	137	181
16-18	2	263	24	0	4	1	0	0	0	0	0	0	0	294	160	134
09-16	0	498	47	2	11	3	1	1	0	0	0	0	0	563	286	277
00-00	3	1318	113	2	21	5	1	1	0	0	0	0	0	1464	688	776

Tuesday, April 12, 2016

[illegible]

1100	0	34	5	0	0	1	0	0	0	0	0	0	0	40	16	24
1200	0	49	6	0	2	1	0	0	0	0	0	0	0	58	23	35
1300	0	48	7	0	2	1	0	0	0	0	0	0	0	58	18	40
1400	0	124	8	0	2	1	0	1	0	0	0	0	0	136	73	63
1500	0	150	9	0	1	0	0	0	0	0	0	0	0	160	94	66
1600	0	124	7	0	2	2	0	0	0	0	0	0	1	136	71	65
1700	1	140	9	0	1	1	1	0	0	0	0	0	0	153	70	83
1800	0	90	5	0	1	1	0	0	0	0	0	0	0	97	32	65
1900	0	45	6	0	0	1	0	0	0	0	0	0	0	52	21	31
2000	0	49	3	0	0	1	0	0	0	0	0	0	0	53	16	37
2100	0	30	2	0	0	1	0	0	0	0	0	0	0	33	15	18
2200	0	24	0	0	0	2	0	0	0	0	0	0	0	26	10	16
2300	0	4	0	0	0	1	0	0	0	0	0	0	0	5	3	2
07-09	2	320	22	0	3	2	0	0	0	0	0	0	0	349	158	191
16-18	1	264	16	0	3	3	1	0	0	0	0	0	1	289	141	148
09-16	0	513	49	2	7	4	0	1	0	0	0	0	0	576	259	317
00-00	3	1376	105	2	14	17	1	1	0	0	0	0	1	1520	671	849

Wednesday, April 13, 2016

Time	Cls 1	Cls 2	Cls 3	Cls 4	Cls 5	Cls 6	Cls 7	Cls 8	Cls 9	Cls 10	Cls 11	Cls 12	Cls 13	Total	Total AB	Total BA
0000	0	6	0	0	0	0	0	0	0	0	0	0	0	6	0	6
0100	0	4	0	0	1	0	0	0	0	0	0	0	0	5	4	1
0200	0	2	1	0	0	0	0	0	0	0	0	0	0	3	2	1
0300	0	2	0	0	0	0	0	0	0	0	0	0	0	2	1	1
0400	0	0	0	0	0	0	0	0	0	0	0	0	0	0	0	0
0500	0	2	0	0	0	0	0	0	0	0	0	0	0	2	1	1
0600	0	16	3	0	3	1	0	0	0	0	0	0	0	23	9	14
0700	0	66	6	0	0	0	0	0	0	0	0	0	0	72	24	48
0800	0	196	13	0	1	0	0	0	0	0	0	0	0	210	83	127
0900	0	114	12	0	1	3	0	0	0	0	0	0	0	130	63	67
1000	1	37	7	0	1	2	0	0	0	0	0	0	0	48	15	33
1100	2	40	4	0	2	0	1	0	0	0	0	0	0	49	21	28
1200	1	62	5	0	0	1	0	0	0	0	0	0	0	69	28	41
1300	0	57	7	0	1	0	0	0	0	0	0	0	1	66	24	42
1400	0	117	11	0	2	1	0	0	0	0	0	0	0	131	71	60
1500	0	152	19	0	3	2	0	0	0	0	0	0	0	176	97	79
1600	0	136	8	0	2	0	0	0	0	0	0	0	0	146	84	62
1700	1	157	13	0	0	3	0	0	0	0	0	0	0	174	87	87

1800	0	95	4	0	1	1	0	0	0	0	0	0	0	101	44	57
1900	0	73	7	0	2	0	0	0	0	0	0	0	0	82	34	48
2000	0	45	4	0	0	0	0	0	0	0	0	0	0	49	21	28
2100	1	37	0	0	0	0	0	0	0	0	0	0	0	38	14	24
2200	0	24	0	0	0	1	0	0	0	0	0	0	0	25	14	11
2300	0	10	0	0	0	0	0	0	0	0	0	0	0	10	2	8
07-09	0	262	19	0	1	0	0	0	0	0	0	0	0	282	107	175
16-18	1	293	21	0	2	3	0	0	0	0	0	0	0	320	171	149
09-16	4	579	65	0	10	9	1	0	0	0	0	0	1	669	319	350
00-00	6	1450	124	0	20	15	1	0	0	0	0	0	1	1617	743	874

Thursday, April 14, 2016

Time	Cls 1	Cls 2	Cls 3	Cls 4	Cls 5	Cls 6	Cls 7	Cls 8	Cls 9	Cls 10	Cls 11	Cls 12	Cls 13	Total	Total AB	Total BA
0000	0	6	0	0	0	0	0	0	0	0	0	0	0	6	3	3
0100	0	0	0	0	0	0	0	0	0	0	0	0	0	0	0	0
0200	0	8	0	0	0	0	0	0	0	0	0	0	0	8	1	7
0300	0	3	0	0	0	0	0	0	0	0	0	0	0	3	1	2
0400	0	1	0	0	0	0	0	0	0	0	0	0	0	1	0	1
0500	0	2	1	0	0	0	0	0	0	0	0	0	0	3	2	1
0600	0	20	2	0	1	0	0	0	0	0	0	0	0	23	10	13
0700	0	80	15	0	2	2	0	0	0	0	0	0	0	99	30	69
0800	1	223	16	0	1	1	1	0	0	0	0	0	0	243	101	142
0900	2	47	2	0	1	0	0	0	0	0	0	0	0	52	16	36
1000	0	38	6	0	0	0	0	0	0	0	0	0	0	44	14	30
07-09	1	303	31	0	3	3	1	0	0	0	0	0	0	342	131	211
16-18	0	0	0	0	0	0	0	0	0	0	0	0	0	0	0	0
09-16	2	85	8	0	1	0	0	0	0	0	0	0	0	96	30	66
00-00	3	428	42	0	5	3	1	0	0	0	0	0	0	482	178	304

Grand Total

Time	Cls 1	Cls 2	Cls 3	Cls 4	Cls 5	Cls 6	Cls 7	Cls 8	Cls 9	Cls 10	Cls 11	Cls 12	Cls 13	Total	Total AB	Total BA
--	83	17972	1536	10	247	249	8	6	2	0	0	0	4	20117	8980	11137

VancouverClass

Globals

Report Id	CustomList-371
Descriptor	VancouverClass
Created by	MetroCount Traffic Executive
Creation Time (UTC)	2016-08-04T23:09:49
Legal	Copyright (c)1997 - 2014 MetroCount
Graphic	header.bmp
Language	English
Country	United States
Time	UTC + -420 min
Create Version	4.0.6.0
Metric	Metric
Speed Unit	km/h
Length Unit	metre
Mass Unit	tonne

Dataset

Site Name	22-2900-Venables 0
Site Attribute	22-2900-Venables 0
File Name	H:\TRANSPORTATION\Data Management\MetroCount Files\22-2900-Venables21Mar2016.EC0
File Type	Plus
Algorithm	Factory default axle
Description	22-2900-Venables 0
Lane	0
Direction	8
Direction Text	8 - East bound A]B, West bound B]A.
Layout Text	Axle sensors - Paired (Class/Speed/Count)
Setup Time	2016-03-10T10:35:38
Start Time	2016-03-10T10:35:38
Finish Time	2016-03-21T07:41:38
Operator	RG
Configuration	00000000 80 00 14 6a 6a 00 00 00 00 00 , Standard

Profile

Name	Default Profile
Title	MetroCount Traffic Executive

Graphic Logo	
Header	
Footer	
Percentile 1	85
Percentile 2	95
Pace	20
Filter Start	2016-03-10T10:36:00
Filter End	2016-03-21T07:41:38
Class Scheme	Sample F3 No Bicycles
Low Speed	10
High Speed	160
Posted Limit	60
Speed Limits	60 60 60 60 60 60 60 60 60 60
Separation	0.000
Separation Type	Headway
Direction	North East South West
Encoded Direction	15

Column	
Time	24-hour time (0000 - 2359)
Cls 1	Class totals
Cls 2	Class totals
Cls 3	Class totals
Cls 4	Class totals
Cls 5	Class totals
Cls 6	Class totals
Cls 7	Class totals
Cls 8	Class totals
Cls 9	Class totals
Cls 10	Class totals
Cls 11	Class totals
Cls 12	Class totals
Cls 13	Class totals
Total	Number in time step
Total AB	Number in time step (AB)
Total BA	Number in time step (BA)

Thursday, March 10, 2016

[illegible]

Friday, March 11, 2016

[illegible]

[illegible]

Saturday, March 12, 2016

[illegible]

[illegible]

Sunday, March 13, 2016

[illegible]

16-18	0	125	15	0	1	0	0	0	0	0	0	0	0	141	71	70
09-16	0	482	69	1	3	1	0	1	0	0	0	0	0	557	288	269
00-00	0	968	126	1	7	1	0	1	0	0	0	0	0	1104	563	541

Monday, March 14, 2016

Time	Cls 1	Cls 2	Cls 3	Cls 4	Cls 5	Cls 6	Cls 7	Cls 8	Cls 9	Cls 10	Cls 11	Cls 12	Cls 13	Total	Total AB	Total BA
0000	0	2	1	0	0	0	0	0	0	0	0	0	0	3	3	0
0100	0	2	0	0	0	0	0	0	0	0	0	0	0	2	2	0
0200	0	3	1	0	0	0	0	0	0	0	0	0	0	4	3	1
0300	0	5	0	0	0	0	0	0	0	0	0	0	0	5	2	3
0400	0	12	3	0	0	0	0	0	0	0	0	0	0	15	1	14
0500	0	32	3	0	0	0	0	0	0	0	0	0	0	35	11	24
0600	0	56	7	0	4	0	0	0	0	0	0	0	0	67	9	58
0700	0	87	14	0	1	0	0	0	0	0	0	0	0	102	16	86
0800	0	62	8	1	3	0	0	0	0	0	0	0	0	74	36	38
0900	0	53	5	0	0	1	0	0	0	0	0	0	0	59	22	37
1000	0	42	5	0	0	0	0	0	0	0	0	0	0	47	23	24
1100	0	58	7	0	0	0	0	0	0	0	0	0	0	65	29	36
1200	0	51	9	0	1	0	0	0	0	0	0	0	0	61	32	29
1300	0	63	11	0	0	0	0	0	0	0	0	0	0	74	50	24
1400	0	114	23	0	1	0	0	0	0	0	0	0	0	138	96	42
1500	1	143	19	0	3	1	0	0	0	0	0	0	0	167	127	40
1600	0	156	12	0	1	0	0	0	0	0	0	0	0	169	133	36
1700	0	77	10	0	0	0	0	0	0	0	0	0	0	87	59	28
1800	0	43	6	0	0	0	0	0	0	0	0	0	0	49	27	22
1900	0	40	4	0	0	1	0	0	0	0	0	0	0	45	30	15
2000	0	41	6	0	0	0	0	0	0	0	0	0	0	47	28	19
2100	0	36	3	0	0	0	0	0	0	0	0	0	0	39	26	13
2200	0	29	1	0	0	0	0	0	0	0	0	0	0	30	19	11
2300	0	10	2	0	0	0	0	0	0	0	0	0	0	12	8	4
07-09	0	149	22	1	4	0	0	0	0	0	0	0	0	176	52	124
16-18	0	233	22	0	1	0	0	0	0	0	0	0	0	256	192	64
09-16	1	524	79	0	5	2	0	0	0	0	0	0	0	611	379	232
00-00	1	1217	160	1	14	3	0	0	0	0	0	0	0	1396	792	604

Tuesday, March 15, 2016

[illegible]

Wednesday, March 16, 2016

[illegible]

0400	0	10	2	0	0	0	0	0	0	0	0	0	12	2	10
0500	1	18	5	0	1	0	0	0	0	0	0	0	25	2	23
0600	1	50	11	0	1	0	0	0	0	0	0	0	63	9	54
0700	0	92	16	0	1	0	0	0	0	0	0	0	109	19	90
0800	0	72	13	0	4	0	0	0	0	0	0	0	89	29	60
0900	0	47	7	0	1	0	0	0	0	0	0	0	55	21	34
1000	0	63	13	0	1	0	0	0	0	0	0	0	77	38	39
1100	0	55	12	0	1	1	0	0	0	0	0	0	69	34	35
1200	1	52	11	0	0	0	0	0	0	0	0	0	64	39	25
1300	1	63	10	0	0	1	0	0	0	0	0	0	75	46	29
1400	1	102	18	0	1	0	0	0	0	0	0	0	122	83	39
1500	0	132	14	0	2	0	0	0	0	0	0	0	148	110	38
1600	1	161	20	0	2	1	0	0	0	0	0	0	185	145	40
1700	1	96	19	0	3	0	0	0	0	0	0	0	119	77	42
1800	0	65	13	0	1	0	0	1	0	0	0	0	80	51	29
1900	0	53	6	0	0	0	0	0	0	0	0	0	59	33	26
2000	0	32	12	0	0	0	0	0	0	0	0	0	44	27	17
2100	0	46	2	0	0	0	0	0	0	0	0	0	48	34	14
2200	0	12	2	0	0	0	0	0	0	0	0	0	14	12	2
2300	0	13	1	0	0	0	0	0	0	0	0	0	14	10	4
07-09	0	164	29	0	5	0	0	0	0	0	0	0	198	48	150
16-18	2	257	39	0	5	1	0	0	0	0	0	0	304	222	82
09-16	3	514	85	0	6	2	0	0	0	0	0	0	610	371	239
00-00	7	1245	211	0	19	3	0	1	0	0	0	0	1486	834	652

Thursday, March 17, 2016

[illegible]

1100	0	64	7	1	1	0	0	0	0	0	0	0	0	73	29	44
1200	1	52	10	0	2	0	0	0	0	0	0	0	0	65	41	24
1300	1	80	9	0	2	0	0	0	0	0	0	0	0	92	62	30
1400	0	100	21	0	4	1	0	1	0	0	0	0	0	127	86	41
1500	0	138	19	0	2	0	0	0	0	0	0	0	0	159	119	40
1600	0	169	15	0	1	0	0	1	0	0	0	0	0	186	150	36
1700	0	91	12	0	1	0	0	0	0	0	0	0	0	104	76	28
1800	0	64	10	0	1	1	0	0	0	0	0	0	0	76	42	34
1900	0	55	10	0	1	1	0	0	0	0	0	0	0	67	38	29
2000	0	36	2	0	0	0	0	0	0	0	0	0	0	38	25	13
2100	0	42	5	0	0	0	0	0	0	0	0	0	0	47	31	16
2200	0	23	1	0	0	0	0	0	0	0	0	0	0	24	15	9
2300	0	11	1	0	0	0	0	0	0	0	0	0	0	12	11	1
07-09	1	159	20	0	3	0	0	0	0	0	0	0	0	183	45	138
16-18	0	260	27	0	2	0	0	1	0	0	0	0	0	290	226	64
09-16	2	543	80	1	13	1	0	2	0	0	0	0	0	642	392	250
00-00	3	1305	174	1	22	3	1	3	0	0	0	0	0	1512	858	654

Friday, March 18, 2016

Time	Cls 1	Cls 2	Cls 3	Cls 4	Cls 5	Cls 6	Cls 7	Cls 8	Cls 9	Cls 10	Cls 11	Cls 12	Cls 13	Total	Total AB	Total BA
0000	0	6	2	0	0	0	0	0	0	0	0	0	0	8	7	1
0100	0	1	0	0	0	0	0	0	0	0	0	0	0	1	0	1
0200	0	7	0	0	0	0	0	0	0	0	0	0	0	7	5	2
0300	0	4	0	0	0	0	0	0	0	0	0	0	0	4	1	3
0400	0	10	2	0	0	0	0	0	0	0	0	0	0	12	3	9
0500	0	23	6	0	0	0	0	0	0	0	0	0	0	29	7	22
0600	1	62	6	0	1	0	0	0	0	0	0	0	0	70	10	60
0700	0	72	19	0	1	0	0	0	0	0	0	0	0	92	17	75
0800	0	61	7	0	2	0	0	0	0	0	0	0	0	70	18	52
0900	0	40	15	0	0	0	0	0	0	0	0	0	0	55	18	37
1000	0	73	5	0	2	0	0	0	0	0	0	0	0	80	34	46
1100	0	67	12	0	1	0	0	0	0	0	0	0	0	80	35	45
1200	0	76	8	0	3	0	0	1	0	0	0	0	0	88	51	37
1300	0	80	14	0	1	1	0	0	0	0	0	0	0	96	61	35
1400	1	113	21	0	4	0	0	0	0	0	0	0	0	139	102	37
1500	0	140	23	0	4	0	0	0	0	0	0	0	0	167	125	42
1600	0	134	15	0	2	0	0	0	0	0	0	0	0	151	115	36
1700	1	94	12	0	1	0	0	0	0	0	0	0	0	108	67	41

1800	0	72	12	0	1	1	0	0	0	0	0	0	0	86	54	32
1900	0	61	5	0	0	0	0	0	0	0	0	0	0	66	36	30
2000	0	46	2	0	0	0	0	0	0	0	0	0	0	48	32	16
2100	0	50	1	0	0	0	0	0	0	0	0	0	0	51	32	19
2200	0	29	5	0	0	0	0	0	0	0	0	0	0	34	25	9
2300	0	21	4	0	1	0	0	0	0	0	0	0	0	26	17	9
07-09	0	133	26	0	3	0	0	0	0	0	0	0	0	162	35	127
16-18	1	228	27	0	3	0	0	0	0	0	0	0	0	259	182	77
09-16	1	589	98	0	15	1	0	1	0	0	0	0	0	705	426	279
00-00	3	1342	196	0	24	2	0	1	0	0	0	0	0	1568	872	696

Saturday, March 19, 2016

[illegible]

16-18	2	189	29	0	0	1	0	0	0	0	0	0	0	221	128	93
09-16	4	576	84	0	5	1	0	0	0	0	0	0	0	670	355	315
00-00	7	1180	158	0	8	2	0	0	0	0	0	0	0	1355	723	632

Sunday, March 20, 2016

Time	Cls 1	Cls 2	Cls 3	Cls 4	Cls 5	Cls 6	Cls 7	Cls 8	Cls 9	Cls 10	Cls 11	Cls 12	Cls 13	Total	Total AB	Total BA
0000	0	10	1	0	0	0	0	0	0	0	0	0	0	11	7	4
0100	0	20	1	0	0	0	0	0	0	0	0	0	0	21	14	7
0200	0	7	0	0	0	0	0	0	0	0	0	0	0	7	3	4
0300	0	4	0	0	0	0	0	0	0	0	0	0	0	4	2	2
0400	0	6	1	0	0	1	0	0	0	0	0	0	0	8	1	7
0500	0	8	0	0	0	0	0	0	0	0	0	0	0	8	3	5
0600	0	15	0	0	2	0	0	0	0	0	0	0	0	17	5	12
0700	0	29	5	0	1	0	0	0	0	0	0	0	0	35	8	27
0800	0	52	6	0	0	0	0	0	0	0	0	0	0	58	21	37
0900	0	63	10	0	1	0	0	0	0	0	0	0	0	74	18	56
1000	0	83	12	0	0	0	0	0	0	0	0	0	0	95	39	56
1100	0	94	6	0	8	0	0	0	0	0	0	0	0	108	57	51
1200	0	73	8	0	1	0	0	0	0	0	0	0	0	82	45	37
1300	0	76	12	0	2	1	0	0	0	0	0	0	0	91	44	47
1400	0	79	10	0	0	1	0	0	0	0	0	0	0	90	60	30
1500	0	51	8	0	0	0	0	0	0	0	0	0	0	59	32	27
1600	0	62	8	0	1	0	0	0	0	0	0	0	0	71	35	36
1700	0	58	9	0	0	0	0	0	0	0	0	0	0	67	36	31
1800	0	58	4	0	0	0	0	0	0	0	0	0	0	62	44	18
1900	0	40	1	0	0	0	0	0	0	0	0	0	0	41	19	22
2000	0	43	4	0	1	0	0	0	0	0	0	0	0	48	29	19
2100	0	36	2	0	0	0	0	0	0	0	0	0	0	38	22	16
2200	0	19	0	0	0	0	0	0	0	0	0	0	0	19	11	8
2300	0	10	2	0	0	0	0	0	0	0	0	0	0	12	10	2
07-09	0	81	11	0	1	0	0	0	0	0	0	0	0	93	29	64
16-18	0	120	17	0	1	0	0	0	0	0	0	0	0	138	71	67
09-16	0	519	66	0	12	2	0	0	0	0	0	0	0	599	295	304
00-00	0	996	110	0	17	3	0	0	0	0	0	0	0	1126	565	561

Monday, March 21, 2016

Time	Cls 1	Cls 2	Cls 3	Cls 4	Cls 5	Cls 6	Cls 7	Cls 8	Cls 9	Cls 10	Cls 11	Cls 12	Cls 13	Total	Total AB	Total BA
0000	0	2	0	0	0	0	0	0	0	0	0	0	0	2	1	1
0100	0	2	1	0	0	0	0	0	0	0	0	0	0	3	3	0
0200	0	1	1	0	0	0	0	0	0	0	0	0	0	2	0	2
0300	0	3	0	0	0	0	0	0	0	0	0	0	0	3	0	3
0400	0	11	2	0	0	0	0	0	0	0	0	0	0	13	4	9
0500	0	34	0	0	1	0	0	0	0	0	0	0	0	35	6	29
0600	0	100	20	0	4	0	0	0	0	0	0	0	0	124	30	94
0700	0	130	14	0	2	0	0	0	0	0	0	0	0	146	24	122
07-09	0	130	14	0	2	0	0	0	0	0	0	0	0	146	24	122
16-18	0	0	0	0	0	0	0	0	0	0	0	0	0	0	0	0
09-16	0	0	0	0	0	0	0	0	0	0	0	0	0	0	0	0
00-00	0	283	38	0	7	0	0	0	0	0	0	0	0	328	68	260

Grand Total

Time	Cls 1	Cls 2	Cls 3	Cls 4	Cls 5	Cls 6	Cls 7	Cls 8	Cls 9	Cls 10	Cls 11	Cls 12	Cls 13	Total	Total AB	Total BA
--	27	13496	1796	4	213	30	2	6	0	0	0	0	0	15574	8560	7014

VancouverClass

Globals

Report Id	CustomList-372
Descriptor	VancouverClass
Created by	MetroCount Traffic Executive
Creation Time (UTC)	2016-08-04T23:11:46
Legal	Copyright (c)1997 - 2014 MetroCount
Graphic	header.bmp
Language	English
Country	United States
Time	UTC + -420 min
Create Version	4.0.6.0
Metric	Metric
Speed Unit	km/h
Length Unit	metre
Mass Unit	tonne

Dataset

Site Name	22-2900-Venables 0
Site Attribute	22-2900-Venables 0
File Name	H:\TRANSPORTATION\Data Management\MetroCount Files\22-2900-Venables29Mar2016.EC0
File Type	Plus
Algorithm	Factory default axle
Description	22-2900-Venables 0
Lane	0
Direction	8
Direction Text	8 - East bound A]B, West bound B]A.
Layout Text	Axle sensors - Paired (Class/Speed/Count)
Setup Time	2016-03-21T08:44:18
Start Time	2016-03-21T08:44:18
Finish Time	2016-03-29T09:25:18
Operator	JS
Configuration	00000000 80 00 14 6a 6a 00 00 00 00 00 , Standard

Profile

Name	Default Profile
Title	MetroCount Traffic Executive

Graphic Logo	
Header	
Footer	
Percentile 1	85
Percentile 2	95
Pace	20
Filter Start	2016-03-21T08:45:00
Filter End	2016-03-29T09:25:18
Class Scheme	Sample F3 No Bicycles
Low Speed	10
High Speed	160
Posted Limit	60
Speed Limits	60 60 60 60 60 60 60 60 60 60
Separation	0.000
Separation Type	Headway
Direction	North East South West
Encoded Direction	15

Column	
Time	24-hour time (0000 - 2359)
Cls 1	Class totals
Cls 2	Class totals
Cls 3	Class totals
Cls 4	Class totals
Cls 5	Class totals
Cls 6	Class totals
Cls 7	Class totals
Cls 8	Class totals
Cls 9	Class totals
Cls 10	Class totals
Cls 11	Class totals
Cls 12	Class totals
Cls 13	Class totals
Total	Number in time step
Total AB	Number in time step (AB)
Total BA	Number in time step (BA)

Monday, March 21, 2016

Time	Cls 1	Cls 2	Cls 3	Cls 4	Cls 5	Cls 6	Cls 7	Cls 8	Cls 9	Cls 10	Cls 11	Cls 12	Cls 13	Total	Total AB	Total BA
0800	0	19	3	0	0	0	0	0	0	0	0	0	0	22	6	16
0900	0	59	16	0	1	0	0	0	0	0	0	0	0	76	22	54
1000	0	60	6	0	1	0	0	1	0	0	0	0	0	68	31	37
1100	0	54	11	0	4	0	0	0	0	0	0	0	0	69	29	40
1200	0	65	11	0	0	1	0	0	0	0	0	0	0	77	28	49
1300	0	44	3	0	2	0	0	0	0	0	0	0	0	49	28	21
1400	0	96	14	0	2	1	0	0	0	0	0	0	0	113	61	52
1500	0	135	17	0	1	0	0	0	0	0	0	0	0	153	110	43
1600	0	144	25	0	1	1	0	0	0	0	0	0	0	171	138	33
1700	0	152	17	0	3	0	0	0	0	0	0	0	0	172	124	48
1800	0	98	16	0	1	0	0	0	0	0	0	0	0	115	84	31
1900	0	55	8	0	0	0	0	0	0	0	0	0	0	63	42	21
2000	0	35	2	0	0	0	0	0	0	0	0	0	0	37	19	18
2100	0	33	3	0	0	0	0	0	0	0	0	0	0	36	23	13
2200	0	33	2	0	0	0	0	0	0	0	0	0	0	35	23	12
2300	0	12	2	0	0	0	0	0	0	0	0	0	0	14	11	3
07-09	0	19	3	0	0	0	0	0	0	0	0	0	0	22	6	16
16-18	0	296	42	0	4	1	0	0	0	0	0	0	0	343	262	81
09-16	0	513	78	0	11	2	0	1	0	0	0	0	0	605	309	296
00-00	0	1094	156	0	16	3	0	1	0	0	0	0	0	1270	779	491

Tuesday, March 22, 2016

[illegible]

0900	0	57	6	0	2	0	0	0	0	0	0	0	0	1	66	17	49
1000	0	61	9	0	1	0	0	0	0	0	0	0	0	0	71	33	38
1100	1	57	11	0	2	1	0	0	0	0	0	0	0	0	72	29	43
1200	0	60	9	0	1	1	0	1	0	0	0	0	0	0	72	43	29
1300	0	46	15	0	6	1	0	0	0	0	0	0	0	0	68	32	36
1400	0	113	12	0	1	0	0	0	0	0	0	0	0	0	126	74	52
1500	0	142	18	0	3	0	0	0	0	0	0	0	0	0	163	114	49
1600	2	148	24	0	0	0	0	1	0	0	0	0	0	0	175	137	38
1700	1	164	20	0	3	0	0	0	0	0	0	0	0	0	188	139	49
1800	1	125	14	0	1	0	0	0	0	0	0	0	0	0	141	96	45
1900	1	62	4	0	0	0	0	0	0	0	0	0	0	0	67	42	25
2000	0	50	7	0	0	0	0	0	0	0	0	0	0	0	57	31	26
2100	0	57	4	0	1	0	0	0	0	0	0	0	0	0	62	34	28
2200	0	35	2	0	0	0	0	0	0	0	0	0	0	0	37	23	14
2300	0	21	3	0	0	0	0	0	0	0	0	0	0	0	24	19	5
07-09	1	291	32	0	9	1	0	0	0	0	0	0	0	0	334	73	261
16-18	3	312	44	0	3	0	0	1	0	0	0	0	0	0	363	276	87
09-16	1	536	80	0	16	3	0	1	0	0	0	0	0	1	638	342	296
00-00	7	1550	201	1	30	4	0	2	0	0	0	0	0	1	1796	956	840

Wednesday, March 23, 2016

Time	Cls 1	Cls 2	Cls 3	Cls 4	Cls 5	Cls 6	Cls 7	Cls 8	Cls 9	Cls 10	Cls 11	Cls 12	Cls 13	Total	Total AB	Total BA
0000	0	14	1	0	0	0	0	0	0	0	0	0	0	15	10	5
0100	0	1	2	0	0	0	0	0	0	0	0	0	0	3	2	1
0200	0	3	3	0	0	0	0	0	0	0	0	0	0	6	6	0
0300	0	1	0	0	0	0	0	0	0	0	0	0	0	1	1	0
0400	0	2	0	0	0	0	0	0	0	0	0	0	0	2	1	1
0500	0	11	2	0	0	0	0	0	0	0	0	0	0	13	2	11
0600	0	26	2	0	0	0	0	0	0	0	0	0	0	28	6	22
0700	0	88	17	0	3	1	0	0	0	0	0	0	0	109	19	90
0800	0	176	24	0	5	0	0	0	0	0	0	0	0	205	40	165
0900	0	57	13	0	3	0	0	0	0	0	0	0	0	73	17	56
1000	0	55	9	0	2	0	0	0	0	0	0	0	0	66	25	41
1100	0	63	7	0	0	0	0	0	0	0	0	0	0	70	27	43
1200	0	64	8	0	0	0	0	0	0	0	0	0	0	72	41	31
1300	0	64	13	0	3	1	0	0	0	0	0	0	0	81	46	35
1400	0	130	15	0	2	1	1	0	0	0	0	0	0	149	92	57
1500	0	144	19	0	3	0	0	0	0	0	0	0	0	166	120	46

[illegible]

Thursday, March 24, 2016

[illegible]

2300	0	21	4	0	0	0	0	0	0	0	0	0	0	0	25	20	5
07-09	2	246	30	0	6	0	0	0	0	0	0	0	0	0	284	49	235
16-18	0	344	39	0	6	0	0	0	0	0	0	0	0	0	389	310	79
09-16	1	613	87	1	13	1	0	0	0	0	0	0	0	0	716	400	316
00-00	3	1621	199	1	26	1	0	0	0	0	0	0	0	0	1851	1038	813

Friday, March 25, 2016

Time	Cls 1	Cls 2	Cls 3	Cls 4	Cls 5	Cls 6	Cls 7	Cls 8	Cls 9	Cls 10	Cls 11	Cls 12	Cls 13	Total	Total AB	Total BA
0000	0	17	1	0	0	0	0	0	0	0	0	0	0	18	7	11
0100	0	21	2	0	0	0	0	0	0	0	0	0	0	23	16	7
0200	0	5	3	0	0	0	0	0	0	0	0	0	0	8	7	1
0300	0	5	0	0	0	0	0	0	0	0	0	0	0	5	3	2
0400	0	5	0	0	1	0	0	0	0	0	0	0	0	6	4	2
0500	0	8	0	0	0	0	0	0	0	0	0	0	0	8	3	5
0600	0	10	1	0	0	0	0	0	0	0	0	0	0	11	3	8
0700	0	17	2	0	1	0	0	0	0	0	0	0	0	20	5	15
0800	0	13	8	0	0	0	0	0	0	0	0	0	0	21	7	14
0900	0	19	8	0	1	0	0	0	0	0	0	0	0	28	7	21
1000	0	58	15	0	0	0	0	0	0	0	0	0	0	73	29	44
1100	0	66	10	0	0	0	0	0	0	0	0	0	0	76	27	49
1200	0	67	7	0	0	0	0	0	0	0	0	0	0	74	33	41
1300	0	62	10	0	1	0	0	0	0	0	0	0	0	73	31	42
1400	0	68	9	0	0	0	0	0	0	0	0	0	0	77	49	28
1500	0	78	11	0	0	0	0	0	0	0	0	0	0	89	53	36
1600	1	70	6	0	2	0	0	0	0	0	0	0	0	79	50	29
1700	0	78	9	1	0	0	0	0	0	0	0	0	0	88	50	38
1800	0	73	6	0	1	0	0	0	0	0	0	0	0	80	41	39
1900	0	42	6	0	0	0	0	0	0	0	0	0	0	48	28	20
2000	0	53	7	0	0	0	0	0	0	0	0	0	0	60	36	24
2100	0	44	3	0	1	0	0	0	0	0	0	0	0	48	31	17
2200	0	45	5	0	1	0	0	0	0	0	0	0	0	51	33	18
2300	0	27	2	0	0	0	0	0	0	0	0	0	0	29	19	10
07-09	0	30	10	0	1	0	0	0	0	0	0	0	0	41	12	29
16-18	1	148	15	1	2	0	0	0	0	0	0	0	0	167	100	67
09-16	0	418	70	0	2	0	0	0	0	0	0	0	0	490	229	261
00-00	1	951	131	1	9	0	0	0	0	0	0	0	0	1093	572	521

Saturday, March 26, 2016

[illegible]

Sunday, March 27, 2016

Time	Cls 1	Cls 2	Cls 3	Cls 4	Cls 5	Cls 6	Cls 7	Cls 8	Cls 9	Cls 10	Cls 11	Cls 12	Cls 13	Total	Total AB	Total BA
0000	0	22	1	0	0	0	0	0	0	0	0	0	0	23	15	8
0100	0	20	2	0	0	0	0	0	0	0	0	0	0	22	9	13

0200	0	12	1	0	0	0	0	0	0	0	0	0	0	13	11	2
0300	0	8	1	0	0	0	0	0	0	0	0	0	0	9	7	2
0400	0	7	0	0	0	0	0	0	0	0	0	0	0	7	4	3
0500	0	8	2	0	0	0	0	0	0	0	0	0	0	10	3	7
0600	0	6	1	0	0	0	0	0	0	0	0	0	0	7	2	5
0700	0	9	2	0	2	0	0	0	0	0	0	0	0	13	6	7
0800	0	21	1	0	1	0	0	0	0	0	0	0	0	23	4	19
0900	0	40	5	0	0	1	0	0	0	0	0	0	0	46	8	38
1000	0	67	9	0	3	0	0	0	0	0	0	0	0	79	29	50
1100	0	64	12	0	0	0	0	0	0	0	0	0	0	76	29	47
1200	0	70	9	0	2	0	0	0	0	0	0	0	0	81	34	47
1300	0	64	5	0	1	1	0	0	0	0	0	0	0	71	39	32
1400	1	61	9	0	1	0	0	0	0	0	0	0	0	72	41	31
1500	0	61	14	0	0	0	0	1	0	0	0	0	0	76	41	35
1600	0	80	9	0	3	0	0	0	0	0	0	0	0	92	51	41
1700	0	58	4	0	0	0	0	0	0	0	0	0	0	62	27	35
1800	0	57	3	0	0	0	0	0	0	0	0	0	0	60	37	23
1900	0	39	6	0	2	0	0	0	0	0	0	0	0	47	25	22
2000	0	60	7	0	0	0	0	0	0	0	0	0	0	67	42	25
2100	0	46	7	0	1	0	0	0	0	0	0	0	0	54	29	25
2200	0	30	4	0	1	0	0	0	0	0	0	0	0	35	14	21
2300	0	22	2	0	0	0	0	0	0	0	0	0	0	24	15	9
07-09	0	30	3	0	3	0	0	0	0	0	0	0	0	36	10	26
16-18	0	138	13	0	3	0	0	0	0	0	0	0	0	154	78	76
09-16	1	427	63	0	7	2	0	1	0	0	0	0	0	501	221	280
00-00	1	932	116	0	17	2	0	1	0	0	0	0	0	1069	522	547

Monday, March 28, 2016

[illegible]

0900	0	45	6	0	1	0	0	0	0	0	0	0	0	52	17	35
1000	0	56	4	0	1	0	0	1	0	0	0	0	0	62	24	38
1100	0	63	5	0	2	0	0	0	0	0	0	0	0	70	34	36
1200	0	80	10	0	1	0	0	0	0	0	0	0	0	91	44	47
1300	0	60	11	0	0	1	0	0	0	0	0	0	0	72	35	37
1400	0	61	4	0	3	1	0	0	1	0	0	0	0	70	37	33
1500	0	74	4	0	1	0	0	0	0	0	0	0	0	79	45	34
1600	0	88	12	0	2	0	0	0	0	0	0	0	0	102	72	30
1700	0	87	8	0	2	0	0	0	0	0	0	0	0	97	67	30
1800	0	70	11	0	0	0	0	0	0	0	0	0	0	81	49	32
1900	0	52	9	0	2	0	0	0	0	0	0	0	0	63	38	25
2000	1	44	2	0	0	0	0	0	0	0	0	0	0	47	31	16
2100	1	47	5	0	1	0	0	0	0	0	0	0	0	54	37	17
2200	0	25	1	0	0	0	0	0	0	0	0	0	0	26	15	11
2300	0	23	0	0	0	0	0	0	0	0	0	0	0	23	18	5
07-09	0	73	12	0	4	0	0	0	0	0	0	0	0	89	16	73
16-18	0	175	20	0	4	0	0	0	0	0	0	0	0	199	139	60
09-16	0	439	44	0	9	2	0	1	1	0	0	0	0	496	236	260
00-00	2	1014	108	0	21	3	0	1	1	0	0	0	0	1150	612	538

Tuesday, March 29, 2016

Time	Cls 1	Cls 2	Cls 3	Cls 4	Cls 5	Cls 6	Cls 7	Cls 8	Cls 9	Cls 10	Cls 11	Cls 12	Cls 13	Total	Total AB	Total BA
0000	0	10	1	0	0	1	0	0	0	0	0	0	0	12	11	1
0100	0	2	1	0	0	0	0	0	0	0	0	0	0	3	3	0
0200	0	1	0	0	0	0	0	0	0	0	0	0	0	1	0	1
0300	0	3	0	0	0	0	0	0	0	0	0	0	0	3	1	2
0400	0	2	0	0	0	0	0	0	0	0	0	0	0	2	0	2
0500	0	5	2	0	0	0	0	0	0	0	0	0	0	7	1	6
0600	0	28	8	0	2	0	0	0	0	0	0	0	0	38	10	28
0700	1	98	18	0	3	0	0	0	0	0	0	0	0	120	19	101
0800	0	240	25	0	4	1	0	0	0	0	0	0	0	270	63	207
0900	0	27	5	1	0	0	0	0	0	0	0	0	0	33	9	24
07-09	1	338	43	0	7	1	0	0	0	0	0	0	0	390	82	308
16-18	0	0	0	0	0	0	0	0	0	0	0	0	0	0	0	0
09-16	0	27	5	1	0	0	0	0	0	0	0	0	0	33	9	24
00-00	1	416	60	1	9	2	0	0	0	0	0	0	0	489	117	372

Grand Total

Time	Cls 1	Cls 2	Cls 3	Cls 4	Cls 5	Cls 6	Cls 7	Cls 8	Cls 9	Cls 10	Cls 11	Cls 12	Cls 13	Total	Total AB	Total BA
--	16	10225	1290	4	171	20	1	5	1	0	0	0	1	11734	6220	5514

VancouverClass

Globals

Report Id	CustomList-667
Descriptor	VancouverClass
Created by	MetroCount Traffic Executive
Creation Time (UTC)	2016-08-23T15:39:19
Legal	Copyright (c)1997 - 2014 MetroCount
Graphic	header.bmp
Language	English
Country	United States
Time	UTC + -420 min
Create Version	4.0.6.0
Metric	Metric
Speed Unit	km/h
Length Unit	metre
Mass Unit	tonne

Dataset

Site Name	69-3000-Venables 0
Site Attribute	69-3000-Venable 0
File Name	H:\TRANSPORTATION\Data Management\MetroCount Files\69-3100-Venables21Mar2016.EC0
File Type	Plus
Algorithm	Factory default axle
Description	69-3000-Venables 0
Lane	0
Direction	8
Direction Text	8 - East bound A]B, West bound B]A.
Layout Text	Axle sensors - Paired (Class/Speed/Count)
Setup Time	2016-03-10T10:41:41
Start Time	2016-03-10T10:41:41
Finish Time	2016-03-21T07:46:41
Operator	JS
Configuration	00000000 80 00 14 6a 6a 00 00 00 00 00 , Standard

Profile

Name	Default Profile
Title	MetroCount Traffic Executive

Graphic Logo	
Header	
Footer	
Percentile 1	85
Percentile 2	95
Pace	20
Filter Start	2016-03-10T10:42:00
Filter End	2016-03-21T07:46:41
Class Scheme	Sample F3 No Bicycles
Low Speed	10
High Speed	160
Posted Limit	60
Speed Limits	60 60 60 60 60 60 60 60 60 60
Separation	0.000
Separation Type	Headway
Direction	North East South West
Encoded Direction	15

Column	
Time	24-hour time (0000 - 2359)
Cls 1	Class totals
Cls 2	Class totals
Cls 3	Class totals
Cls 4	Class totals
Cls 5	Class totals
Cls 6	Class totals
Cls 7	Class totals
Cls 8	Class totals
Cls 9	Class totals
Cls 10	Class totals
Cls 11	Class totals
Cls 12	Class totals
Cls 13	Class totals
Total	Number in time step
Total AB	Number in time step (AB)
Total BA	Number in time step (BA)

Thursday, March 10, 2016

[illegible]

Friday, March 11, 2016

[illegible]

1100	0	43	6	0	2	0	0	0	0	0	0	0	0	51	38	13	
1200	0	34	4	0	1	1	0	0	0	0	0	0	0	40	27	13	
1300	0	36	2	0	3	1	0	0	0	0	0	0	0	42	18	24	
1400	0	66	5	0	2	0	0	0	0	0	0	0	0	73	35	38	
1500	0	101	14	0	1	0	0	0	0	0	0	0	0	116	47	69	
1600	0	84	11	0	1	3	0	0	0	0	0	0	0	99	37	62	
1700	0	115	9	0	1	2	0	0	0	0	0	0	0	127	41	86	
1800	1	80	5	0	0	0	0	0	0	0	0	0	0	86	38	48	
1900	0	50	3	0	0	0	0	0	0	0	0	0	0	53	29	24	
2000	0	25	4	0	0	0	0	0	0	0	0	0	0	29	14	15	
2100	0	35	0	0	0	0	0	0	0	0	0	0	0	35	18	17	
2200	0	26	0	0	0	0	0	0	0	0	0	0	0	26	8	18	
2300	0	27	1	0	0	0	0	0	0	0	0	0	0	28	10	18	
07-09	1	172	18	0	0	1	0	0	0	0	0	0	0	192	58	134	
16-18	0	199	20	0	2	5	0	0	0	0	0	0	0	226	78	148	
09-16	0	363	45	1	14	2	0	0	0	0	0	0	0	425	229	196	
00-00	2	1041	100	1	16	8	0	0	0	0	0	0	0	1168	514	654	

Saturday, March 12, 2016

[illegible]

[illegible]

Sunday, March 13, 2016

[illegible]

16-18	0	73	7	0	0	1	0	0	0	0	0	0	1	82	46	36
09-16	0	287	48	0	1	4	0	0	0	0	0	0	0	340	191	149
00-00	0	538	72	0	2	5	0	0	0	0	0	0	1	618	341	277

Monday, March 14, 2016

Time	Cls 1	Cls 2	Cls 3	Cls 4	Cls 5	Cls 6	Cls 7	Cls 8	Cls 9	Cls 10	Cls 11	Cls 12	Cls 13	Total	Total AB	Total BA
0000	0	0	1	0	0	0	0	0	0	0	0	0	0	1	0	1
0100	0	2	0	0	0	0	0	0	0	0	0	0	0	2	1	1
0200	0	4	1	0	0	0	0	0	0	0	0	0	0	5	0	5
0300	0	1	0	0	0	0	0	0	0	0	0	0	0	1	1	0
0400	0	5	2	0	0	0	0	0	0	0	0	0	0	7	7	0
0500	0	18	0	0	0	0	0	0	0	0	0	0	0	18	11	7
0600	0	44	8	0	1	0	0	0	0	0	0	0	0	53	40	13
0700	0	65	12	0	2	1	0	0	0	0	0	0	0	80	68	12
0800	0	38	8	0	3	0	0	0	0	0	0	0	1	50	24	26
0900	0	26	5	0	0	1	0	0	0	0	0	0	0	32	20	12
1000	0	29	3	0	0	0	0	0	0	0	0	0	0	32	19	13
1100	0	35	1	0	0	0	0	0	0	0	0	0	0	36	19	17
1200	0	34	4	0	1	0	0	0	0	0	0	0	0	39	22	17
1300	0	39	4	0	0	0	0	0	0	0	0	0	0	43	23	20
1400	0	77	9	0	0	0	0	0	0	0	0	0	0	86	37	49
1500	0	101	8	0	1	5	0	0	0	0	0	0	1	116	36	80
1600	0	98	8	0	1	1	0	0	0	0	0	0	0	108	30	78
1700	0	49	4	0	0	2	0	0	0	0	0	0	0	55	21	34
1800	0	32	1	0	0	0	1	0	0	0	0	0	0	34	15	19
1900	0	30	5	0	0	0	0	0	0	0	0	0	0	35	14	21
2000	0	29	0	0	0	0	0	0	0	0	0	0	0	29	16	13
2100	0	13	1	0	0	1	0	0	0	0	0	0	0	15	8	7
2200	0	16	2	0	0	0	0	0	0	0	0	0	0	18	7	11
2300	0	8	0	0	0	0	0	0	0	0	0	0	0	8	2	6
07-09	0	103	20	0	5	1	0	0	0	0	0	0	1	130	92	38
16-18	0	147	12	0	1	3	0	0	0	0	0	0	0	163	51	112
09-16	0	341	34	0	2	6	0	0	0	0	0	0	1	384	176	208
00-00	0	793	87	0	9	11	1	0	0	0	0	0	2	903	441	462

Tuesday, March 15, 2016

[illegible]

Wednesday, March 16, 2016

[illegible]

0400		0	5	1	0	0	1	0	0	0	0	0	7	6	1
0500		1	13	1	0	1	0	0	0	0	0	0	16	13	3
0600		1	36	8	0	0	1	0	0	0	0	0	46	40	6
0700		0	67	10	0	3	0	0	0	0	0	0	80	68	12
0800		0	52	10	0	3	0	0	0	0	0	0	65	37	28
0900		0	31	5	0	1	0	0	0	0	0	0	37	20	17
1000		0	28	8	0	1	2	0	0	0	0	0	39	18	21
1100		0	44	10	0	1	0	0	0	0	0	0	55	31	24
1200		0	28	8	0	0	0	0	0	0	0	0	36	15	21
1300		1	46	7	0	0	0	0	0	0	0	0	54	23	31
1400		0	69	17	0	1	3	0	0	0	0	0	90	42	48
1500		0	97	9	0	1	1	0	0	0	0	0	108	38	70
1600		1	117	7	0	1	1	0	0	0	0	0	127	34	93
1700		1	76	7	0	1	1	0	0	0	0	0	86	37	49
1800		0	42	5	0	0	0	0	0	0	0	0	47	17	30
1900		0	34	5	0	0	0	0	0	0	0	0	39	20	19
2000		0	16	2	0	0	0	0	0	0	0	0	18	9	9
2100		0	25	2	0	0	1	0	0	0	0	0	28	12	16
2200		0	5	0	0	0	1	0	0	0	0	0	6	0	6
2300		0	6	1	0	0	0	0	0	0	0	0	7	2	5
07-09		0	119	20	0	6	0	0	0	0	0	0	145	105	40
16-18		2	193	14	0	2	2	0	0	0	0	0	213	71	142
09-16		1	343	64	0	5	6	0	0	0	0	0	419	187	232
00-00		5	843	125	0	14	12	0	0	0	0	0	999	483	516

Thursday, March 17, 2016

[illegible]

[illegible]

Friday, March 18, 2016

[illegible]

[illegible]

Saturday, March 19, 2016

[illegible]

16-18	2	122	15	0	1	1	0	1	0	0	0	0	0	142	62	80
09-16	3	409	45	0	5	2	0	0	0	0	0	0	0	464	212	252
00-00	5	818	84	0	12	6	0	1	0	0	0	0	0	926	429	497

Sunday, March 20, 2016

Time	Cls 1	Cls 2	Cls 3	Cls 4	Cls 5	Cls 6	Cls 7	Cls 8	Cls 9	Cls 10	Cls 11	Cls 12	Cls 13	Total	Total AB	Total BA
0000	0	4	0	0	0	0	0	0	0	0	0	0	0	4	0	4
0100	0	12	0	0	0	0	0	0	0	0	0	0	0	12	6	6
0200	0	4	0	0	0	0	0	0	0	0	0	0	0	4	3	1
0300	0	2	0	0	0	0	0	0	0	0	0	0	0	2	0	2
0400	0	6	1	0	0	0	0	0	0	0	0	0	0	7	6	1
0500	0	2	0	0	0	0	0	0	0	0	0	0	0	2	2	0
0600	0	5	1	0	0	1	0	0	0	0	0	0	0	7	3	4
0700	0	14	3	0	0	0	0	0	0	0	0	0	0	17	13	4
0800	0	27	7	0	1	0	0	0	0	0	0	0	0	35	20	15
0900	0	47	10	0	1	0	0	0	0	0	0	0	0	58	39	19
1000	0	52	8	0	0	0	0	0	0	0	0	0	0	60	40	20
1100	0	47	5	0	0	2	0	0	0	0	0	0	0	54	28	26
1200	0	38	7	0	2	1	0	0	0	0	0	0	0	48	24	24
1300	0	49	3	0	0	1	0	0	0	0	0	0	0	53	23	30
1400	0	57	2	0	0	1	0	0	0	0	0	0	0	60	25	35
1500	0	49	4	0	0	0	0	0	0	0	0	0	0	53	25	28
1600	0	26	5	0	1	0	0	0	0	0	0	0	0	32	18	14
1700	0	34	4	0	0	0	0	0	0	0	0	0	0	38	23	15
1800	0	24	4	0	0	1	0	0	0	0	0	0	0	29	13	16
1900	0	23	1	0	0	0	0	0	0	0	0	0	0	24	14	10
2000	0	20	1	0	0	0	0	0	0	0	0	0	0	21	8	13
2100	0	13	1	0	0	0	0	0	0	0	0	0	0	14	8	6
2200	0	7	0	0	0	0	0	0	0	0	0	0	0	7	2	5
2300	0	7	1	0	0	1	0	0	0	0	0	0	0	9	2	7
07-09	0	41	10	0	1	0	0	0	0	0	0	0	0	52	33	19
16-18	0	60	9	0	1	0	0	0	0	0	0	0	0	70	41	29
09-16	0	339	39	0	3	5	0	0	0	0	0	0	0	386	204	182
00-00	0	569	68	0	5	8	0	0	0	0	0	0	0	650	345	305

Monday, March 21, 2016

Time	Cls 1	Cls 2	Cls 3	Cls 4	Cls 5	Cls 6	Cls 7	Cls 8	Cls 9	Cls 10	Cls 11	Cls 12	Cls 13	Total	Total AB	Total BA
0000	0	0	0	0	0	0	0	0	0	0	0	0	0	0	0	0
0100	0	2	0	0	0	0	0	0	0	0	0	0	0	2	0	2
0200	0	2	0	0	0	0	0	0	0	0	0	0	0	2	0	2
0300	0	1	0	0	0	0	0	0	0	0	0	0	0	1	1	0
0400	0	6	1	0	0	0	0	0	0	0	0	0	0	7	6	1
0500	0	18	1	0	1	0	0	0	0	0	0	0	0	20	16	4
0600	0	90	9	0	0	2	0	0	0	0	0	0	0	101	78	23
0700	0	113	14	0	2	0	0	0	0	0	0	0	0	129	114	15
07-09	0	113	14	0	2	0	0	0	0	0	0	0	0	129	114	15
16-18	0	0	0	0	0	0	0	0	0	0	0	0	0	0	0	0
09-16	0	0	0	0	0	0	0	0	0	0	0	0	0	0	0	0
00-00	0	232	25	0	3	2	0	0	0	0	0	0	0	262	215	47

Grand Total

Time	Cls 1	Cls 2	Cls 3	Cls 4	Cls 5	Cls 6	Cls 7	Cls 8	Cls 9	Cls 10	Cls 11	Cls 12	Cls 13	Total	Total AB	Total BA
--	22	9212	1071	2	133	98	1	1	0	0	0	0	3	10543	5291	5252

VancouverClass

Globals

Report Id	CustomList-668
Descriptor	VancouverClass
Created by	MetroCount Traffic Executive
Creation Time (UTC)	2016-08-23T15:44:19
Legal	Copyright (c)1997 - 2014 MetroCount
Graphic	header.bmp
Language	English
Country	United States
Time	UTC + -420 min
Create Version	4.0.6.0
Metric	Metric
Speed Unit	km/h
Length Unit	metre
Mass Unit	tonne

Dataset

Site Name	69-3100-Venables 0
Site Attribute	69-3100-Venables 0
File Name	H:\TRANSPORTATION\Data Management\MetroCount Files\69-3100-Venables29Mar2016.EC0
File Type	Plus
Algorithm	Factory default axle
Description	69-3100-Venables 0
Lane	0
Direction	8
Direction Text	8 - East bound A]B, West bound B]A.
Layout Text	Axle sensors - Paired (Class/Speed/Count)
Setup Time	2016-03-21T08:49:28
Start Time	2016-03-21T08:49:28
Finish Time	2016-03-29T09:29:28
Operator	JS
Configuration	00000000 80 00 14 6a 6a 00 00 00 00 00 , Standard

Profile

Name	Default Profile
Title	MetroCount Traffic Executive

Graphic Logo	
Header	
Footer	
Percentile 1	85
Percentile 2	95
Pace	20
Filter Start	2016-03-21T08:50:00
Filter End	2016-03-29T09:29:28
Class Scheme	Sample F3 No Bicycles
Low Speed	10
High Speed	160
Posted Limit	60
Speed Limits	60 60 60 60 60 60 60 60 60 60
Separation	0.000
Separation Type	Headway
Direction	North East South West
Encoded Direction	15

Column	
Time	24-hour time (0000 - 2359)
Cls 1	Class totals
Cls 2	Class totals
Cls 3	Class totals
Cls 4	Class totals
Cls 5	Class totals
Cls 6	Class totals
Cls 7	Class totals
Cls 8	Class totals
Cls 9	Class totals
Cls 10	Class totals
Cls 11	Class totals
Cls 12	Class totals
Cls 13	Class totals
Total	Number in time step
Total AB	Number in time step (AB)
Total BA	Number in time step (BA)

Monday, March 21, 2016

[illegible]

Tuesday, March 22, 2016

[illegible]

0900	0	30	3	0	1	0	0	0	0	0	0	0	0	0	34	27	7
1000	0	41	6	0	1	3	0	0	0	0	0	0	0	0	51	30	21
1100	1	46	6	0	1	1	0	0	0	0	0	0	0	0	55	26	29
1200	0	42	3	0	0	1	0	0	0	0	0	0	0	0	46	18	28
1300	0	41	4	0	4	1	0	0	0	0	0	0	0	0	50	27	23
1400	0	79	7	0	0	1	0	0	0	0	0	0	0	0	87	50	37
1500	0	115	12	0	3	2	0	0	0	0	0	0	0	0	132	46	86
1600	2	112	11	0	0	5	0	0	0	0	0	0	0	0	130	29	101
1700	1	133	12	0	0	1	0	0	0	0	0	0	0	0	147	50	97
1800	1	81	9	0	0	1	0	0	0	0	0	0	0	0	92	38	54
1900	0	41	3	0	0	0	0	0	0	0	0	0	0	0	44	18	26
2000	0	31	1	0	0	0	0	0	0	0	0	0	0	0	32	18	14
2100	0	23	1	0	0	0	0	0	0	0	0	0	0	0	24	11	13
2200	0	14	2	0	0	1	0	0	0	0	0	0	0	0	17	8	9
2300	0	13	1	0	0	0	0	0	0	0	0	0	0	0	14	4	10
07-09	1	235	32	0	4	4	0	0	0	0	0	0	0	0	276	218	58
16-18	3	245	23	0	0	6	0	0	0	0	0	0	0	0	277	79	198
09-16	1	394	41	0	10	9	0	0	0	0	0	0	0	0	455	224	231
00-00	6	1112	117	1	14	22	0	0	0	0	0	0	0	0	1272	643	629

Wednesday, March 23, 2016

Time	Cls 1	Cls 2	Cls 3	Cls 4	Cls 5	Cls 6	Cls 7	Cls 8	Cls 9	Cls 10	Cls 11	Cls 12	Cls 13	Total	Total AB	Total BA
0000	0	7	1	0	0	0	0	0	0	0	0	0	0	8	2	6
0100	0	1	0	0	0	0	0	0	0	0	0	0	0	1	0	1
0200	0	3	3	0	0	0	0	0	0	0	0	0	0	6	0	6
0300	0	2	0	0	0	0	0	0	0	0	0	0	0	2	0	2
0400	0	0	0	0	0	0	0	0	0	0	0	0	0	0	0	0
0500	0	7	2	0	0	0	0	0	0	0	0	0	0	9	6	3
0600	0	20	0	0	0	0	0	0	0	0	0	0	0	20	13	7
0700	0	70	10	0	0	0	0	0	0	0	0	0	0	80	73	7
0800	0	151	18	0	4	1	0	0	0	0	0	0	0	174	149	25
0900	0	39	7	1	3	1	0	0	0	0	0	0	0	51	38	13
1000	0	38	6	0	5	0	0	0	0	0	0	0	0	49	25	24
1100	0	42	3	0	1	0	0	0	0	0	0	0	0	46	27	19
1200	0	37	5	0	1	1	0	0	0	0	0	0	0	44	23	21
1300	0	43	5	0	0	0	0	0	0	0	0	0	0	48	21	27
1400	0	86	12	0	0	4	0	0	0	0	0	0	0	102	52	50
1500	0	113	13	0	1	2	0	0	0	0	0	0	1	130	44	86

1600	0	103	7	0	0	1	0	0	0	0	0	0	0	111	39	72
1700	0	132	14	0	1	4	0	0	0	0	0	0	1	152	49	103
1800	0	81	8	0	0	2	0	0	0	0	0	0	0	91	39	52
1900	0	40	5	0	1	1	0	0	0	0	0	0	0	47	20	27
2000	0	28	8	0	0	0	0	0	0	0	0	0	0	36	23	13
2100	0	23	2	0	0	0	0	0	0	0	0	0	0	25	16	9
2200	0	10	0	0	0	0	0	0	0	0	0	0	0	10	5	5
2300	0	7	1	0	0	0	0	0	0	0	0	0	0	8	3	5
07-09	0	221	28	0	4	1	0	0	0	0	0	0	0	254	222	32
16-18	0	235	21	0	1	5	0	0	0	0	0	0	1	263	88	175
09-16	0	398	51	1	11	8	0	0	0	0	0	0	1	470	230	240
00-00	0	1083	130	1	17	17	0	0	0	0	0	0	2	1250	667	583

Thursday, March 24, 2016

[illegible]

2300	0	15	2	0	0	0	0	0	0	0	0	0	0	0	17	7	10
07-09	2	198	28	0	4	0	0	0	0	0	0	0	0	0	232	201	31
16-18	0	253	23	0	2	5	0	0	0	0	0	0	0	0	283	85	198
09-16	1	417	53	1	7	4	0	0	0	0	0	0	0	0	483	224	259
00-00	3	1116	133	1	15	13	0	0	0	0	0	0	0	0	1281	637	644

Friday, March 25, 2016

Time	Cls 1	Cls 2	Cls 3	Cls 4	Cls 5	Cls 6	Cls 7	Cls 8	Cls 9	Cls 10	Cls 11	Cls 12	Cls 13	Total	Total AB	Total BA
0000	0	7	0	0	0	0	0	0	0	0	0	0	0	7	3	4
0100	0	15	1	0	0	0	0	0	0	0	0	0	0	16	5	11
0200	0	4	1	0	0	0	0	0	0	0	0	0	0	5	1	4
0300	0	3	0	0	0	0	0	0	0	0	0	0	0	3	1	2
0400	0	2	0	0	1	0	0	0	0	0	0	0	0	3	0	3
0500	0	3	0	0	0	0	0	0	0	0	0	0	0	3	2	1
0600	0	10	0	0	0	0	0	0	0	0	0	0	0	10	5	5
0700	0	12	0	0	0	0	0	0	0	0	0	0	0	12	8	4
0800	0	9	2	0	0	0	0	0	0	0	0	0	0	11	6	5
0900	0	18	4	0	1	0	0	0	0	0	0	0	0	23	13	10
1000	0	43	8	0	0	1	0	0	0	0	0	0	0	52	30	22
1100	0	45	8	0	0	2	0	0	0	0	0	0	0	55	33	22
1200	0	49	5	0	0	1	0	0	0	0	0	0	0	55	25	30
1300	0	44	7	0	1	1	0	0	0	0	0	0	0	53	34	19
1400	0	44	5	0	0	0	0	0	0	0	0	0	1	50	18	32
1500	0	62	9	0	0	0	0	0	0	0	0	0	0	71	32	39
1600	1	48	4	0	1	1	0	0	0	0	0	0	0	55	26	29
1700	0	64	7	1	1	2	0	0	0	0	0	0	0	75	37	38
1800	0	49	9	0	0	2	0	0	0	0	0	0	0	60	33	27
1900	0	30	0	0	0	0	0	0	0	0	0	0	0	30	14	16
2000	0	27	8	0	0	0	0	0	0	0	0	0	0	35	15	20
2100	0	23	3	0	1	0	0	0	0	0	0	0	0	27	12	15
2200	0	24	2	0	0	0	0	0	0	0	0	0	0	26	15	11
2300	0	17	2	0	0	0	0	0	0	0	0	0	0	19	7	12
07-09	0	21	2	0	0	0	0	0	0	0	0	0	0	23	14	9
16-18	1	112	11	1	2	3	0	0	0	0	0	0	0	130	63	67
09-16	0	305	46	0	2	5	0	0	0	0	0	0	1	359	185	174
00-00	1	652	85	1	6	10	0	0	0	0	0	0	1	756	375	381

Saturday, March 26, 2016

Time	Cls 1	Cls 2	Cls 3	Cls 4	Cls 5	Cls 6	Cls 7	Cls 8	Cls 9	Cls 10	Cls 11	Cls 12	Cls 13	Total	Total AB	Total BA
0000	0	13	0	0	0	0	0	0	0	0	0	0	0	13	4	9
0100	0	5	2	0	0	0	0	0	0	0	0	0	0	7	2	5
0200	0	5	3	0	0	0	0	0	0	0	0	0	0	8	2	6
0300	0	3	0	0	0	0	0	0	0	0	0	0	0	3	0	3
0400	0	2	0	0	0	0	0	0	0	0	0	0	0	2	0	2
0500	0	3	1	0	0	0	0	0	0	0	0	0	0	4	4	0
0600	0	7	0	0	0	0	0	0	0	0	0	0	0	7	4	3
0700	0	13	2	0	1	0	0	0	0	0	0	0	0	16	10	6
0800	0	22	1	0	2	0	0	0	0	0	0	0	0	25	15	10
0900	0	33	2	0	2	0	0	0	0	0	0	0	0	37	21	16
1000	0	44	1	0	0	1	0	0	0	0	0	0	0	46	24	22
1100	0	61	4	0	1	0	0	0	0	0	0	0	0	66	40	26
1200	0	50	5	0	0	0	0	0	0	0	0	0	0	55	28	27
1300	0	52	7	0	0	0	0	0	0	0	0	0	0	59	39	20
1400	0	65	7	0	1	2	0	0	0	0	0	0	0	75	31	44
1500	0	72	9	0	0	0	0	0	0	0	0	0	0	81	43	38
1600	0	61	8	0	0	2	0	1	0	0	0	0	0	72	30	42
1700	1	60	1	0	2	0	0	0	0	0	0	0	0	64	30	34
1800	0	44	4	0	0	0	0	0	0	0	0	0	0	48	21	27
1900	0	31	5	0	0	0	0	0	0	0	0	0	0	36	17	19
2000	0	32	1	0	0	0	0	0	0	0	0	0	0	33	17	16
2100	0	31	1	0	1	0	0	0	0	0	0	0	0	33	18	15
2200	0	13	2	0	0	0	0	0	0	0	0	0	0	15	7	8
2300	0	26	0	0	0	0	0	0	0	0	0	0	0	26	11	15
07-09	0	35	3	0	3	0	0	0	0	0	0	0	0	41	25	16
16-18	1	121	9	0	2	2	0	1	0	0	0	0	0	136	60	76
09-16	0	377	35	0	4	3	0	0	0	0	0	0	0	419	226	193
00-00	1	748	66	0	10	5	0	1	0	0	0	0	0	831	418	413

Sunday, March 27, 2016

Time	Cls 1	Cls 2	Cls 3	Cls 4	Cls 5	Cls 6	Cls 7	Cls 8	Cls 9	Cls 10	Cls 11	Cls 12	Cls 13	Total	Total AB	Total BA
0000	0	11	0	0	0	0	0	0	0	0	0	0	0	11	2	9
0100	0	17	2	0	0	0	0	0	0	0	0	0	0	19	12	7

0200	0	6	3	0	0	0	0	0	0	0	0	0	9	2	7
0300	0	5	0	0	0	0	0	0	0	0	0	0	5	1	4
0400	0	3	0	0	0	0	0	0	0	0	0	0	3	0	3
0500	0	3	1	0	0	1	0	0	0	0	0	0	5	4	1
0600	0	3	0	0	0	0	0	0	0	0	0	0	3	3	0
0700	0	5	0	0	0	0	0	0	0	0	0	0	5	2	3
0800	0	10	2	0	0	0	0	0	0	0	0	0	12	9	3
0900	0	26	5	0	0	0	0	0	0	0	0	0	31	23	8
1000	0	37	3	0	1	0	0	0	0	0	0	0	41	28	13
1100	0	42	6	0	0	1	0	0	0	0	0	0	49	31	18
1200	0	51	6	0	2	1	0	0	0	0	0	0	60	35	25
1300	0	48	5	0	1	0	0	0	0	0	0	0	54	24	30
1400	1	36	3	0	1	2	0	0	0	0	0	0	43	25	18
1500	0	44	9	0	0	0	0	1	0	0	0	0	54	28	26
1600	0	64	5	0	1	1	0	0	0	0	0	0	71	33	38
1700	0	47	5	0	0	0	0	0	0	0	0	0	52	27	25
1800	0	35	3	0	1	0	0	0	0	0	0	0	39	14	25
1900	0	24	3	0	0	0	0	0	0	0	0	0	27	13	14
2000	0	44	3	0	0	1	0	0	0	0	0	0	48	20	28
2100	0	24	4	0	0	0	0	0	0	0	0	0	28	18	10
2200	0	15	2	0	2	0	0	0	0	0	0	0	19	8	11
2300	0	12	3	0	0	1	0	0	0	0	0	0	16	6	10
07-09	0	15	2	0	0	0	0	0	0	0	0	0	17	11	6
16-18	0	111	10	0	1	1	0	0	0	0	0	0	123	60	63
09-16	1	284	37	0	5	4	0	1	0	0	0	0	332	194	138
00-00	1	612	73	0	9	8	0	1	0	0	0	0	704	368	336

Monday, March 28, 2016

[illegible]

0900	0	32	3	0	2	0	0	0	0	0	0	0	0	37	27	10
1000	0	45	5	0	0	1	0	0	0	0	0	0	0	51	31	20
1100	0	40	1	0	1	0	0	0	0	0	0	0	0	42	27	15
1200	0	46	10	0	0	2	0	0	0	0	0	0	0	58	31	27
1300	0	53	2	0	0	0	0	0	0	0	0	0	0	55	30	25
1400	0	44	4	1	0	1	0	0	0	0	0	0	0	50	27	23
1500	0	45	7	0	2	1	0	0	0	0	0	0	0	55	27	28
1600	0	58	9	0	1	1	0	0	0	0	0	0	0	69	27	42
1700	0	64	2	0	0	1	0	0	0	0	0	0	0	67	26	41
1800	1	52	5	0	0	1	0	0	0	0	0	0	0	59	33	26
1900	0	37	4	0	0	0	0	0	0	0	0	0	0	41	18	23
2000	1	35	1	0	0	0	0	0	0	0	0	0	0	37	16	21
2100	0	31	0	0	0	1	0	0	0	0	0	0	0	32	17	15
2200	0	13	0	0	0	0	0	0	0	0	0	0	0	13	5	8
2300	0	13	1	0	0	0	0	0	0	0	0	0	0	14	5	9
07-09	0	48	8	0	1	2	0	0	0	0	0	0	0	59	47	12
16-18	0	122	11	0	1	2	0	0	0	0	0	0	0	136	53	83
09-16	0	305	32	1	5	5	0	0	0	0	0	0	0	348	200	148
00-00	2	698	66	1	7	11	0	0	0	0	0	0	0	785	416	369

Tuesday, March 29, 2016

Time	Cls 1	Cls 2	Cls 3	Cls 4	Cls 5	Cls 6	Cls 7	Cls 8	Cls 9	Cls 10	Cls 11	Cls 12	Cls 13	Total	Total AB	Total BA
0000	0	6	0	0	0	0	0	0	0	0	0	0	0	6	1	5
0100	0	5	1	0	0	0	0	0	0	0	0	0	0	6	1	5
0200	0	1	0	0	0	0	0	0	0	0	0	0	0	1	1	0
0300	0	2	1	0	0	0	0	0	0	0	0	0	0	3	1	2
0400	0	1	0	0	0	0	0	0	0	0	0	0	0	1	1	0
0500	0	2	0	0	0	0	0	0	0	0	0	0	0	2	1	1
0600	0	16	2	0	1	1	0	0	0	0	0	0	0	20	16	4
0700	1	76	8	0	1	0	0	0	0	0	0	0	0	86	77	9
0800	0	196	24	0	6	1	0	0	0	0	0	0	0	227	190	37
0900	0	30	5	0	0	0	0	0	0	0	0	0	0	35	27	8
07-09	1	272	32	0	7	1	0	0	0	0	0	0	0	313	267	46
16-18	0	0	0	0	0	0	0	0	0	0	0	0	0	0	0	0
09-16	0	30	5	0	0	0	0	0	0	0	0	0	0	35	27	8
00-00	1	335	41	0	8	2	0	0	0	0	0	0	0	387	316	71

Grand Total

Time	Cls 1	Cls 2	Cls 3	Cls 4	Cls 5	Cls 6	Cls 7	Cls 8	Cls 9	Cls 10	Cls 11	Cls 12	Cls 13	Total	Total AB	Total BA
--	15	7119	799	6	97	96	0	2	0	0	0	0	3	8137	4254	3883

VancouverClass

Globals

Report Id	CustomList-448
Descriptor	VancouverClass
Created by	MetroCount Traffic Executive
Creation Time (UTC)	2016-08-10T17:43:38
Legal	Copyright (c)1997 - 2014 MetroCount
Graphic	header.bmp
Language	English
Country	United States
Time	UTC + -420 min
Create Version	4.0.6.0
Metric	Metric
Speed Unit	km/h
Length Unit	metre
Mass Unit	tonne

Dataset

Site Name	30-600-Windermere 0
Site Attribute	30-600-Windermere 0
File Name	H:\TRANSPORTATION\Data Management\MetroCount Files\30-600-Windermere10Jun2016.EC0
File Type	Plus
Algorithm	Factory default axle
Description	30-600-Windermere 0
Lane	0
Direction	5
Direction Text	5 - South bound A]B, North bound B]A.
Layout Text	Axle sensors - Paired (Class/Speed/Count)
Setup Time	2016-06-06T07:57:39
Start Time	2016-06-06T07:57:39
Finish Time	2016-06-10T07:40:39
Operator	RG
Configuration	00000000 80 00 14 6a 6a 00 00 00 00 00 , Standard

Profile

Name	Default Profile
Title	MetroCount Traffic Executive

Graphic Logo	
Header	
Footer	
Percentile 1	85
Percentile 2	95
Pace	20
Filter Start	2016-06-06T07:58:00
Filter End	2016-06-10T07:40:39
Class Scheme	Sample F3 No Bicycles
Low Speed	10
High Speed	160
Posted Limit	60
Speed Limits	60 60 60 60 60 60 60 60 60 60
Separation	0.000
Separation Type	Headway
Direction	North East South West
Encoded Direction	15

Column	
Time	24-hour time (0000 - 2359)
Cls 1	Class totals
Cls 2	Class totals
Cls 3	Class totals
Cls 4	Class totals
Cls 5	Class totals
Cls 6	Class totals
Cls 7	Class totals
Cls 8	Class totals
Cls 9	Class totals
Cls 10	Class totals
Cls 11	Class totals
Cls 12	Class totals
Cls 13	Class totals
Total	Number in time step
Total AB	Number in time step (AB)
Total BA	Number in time step (BA)

Monday, June 06, 2016

Time	Cls 1	Cls 2	Cls 3	Cls 4	Cls 5	Cls 6	Cls 7	Cls 8	Cls 9	Cls 10	Cls 11	Cls 12	Cls 13	Total	Total AB	Total BA
0700	0	0	0	0	0	0	0	0	0	0	0	0	0	0	0	0
0800	1	57	8	0	1	0	0	0	0	0	0	0	0	67	13	54
0900	0	55	5	0	3	1	0	0	0	0	0	0	0	64	23	41
1000	0	43	3	0	1	0	0	0	0	0	0	0	0	47	18	29
1100	0	52	10	0	1	0	0	0	0	0	0	0	0	63	27	36
1200	1	71	5	0	2	1	0	0	0	0	0	0	0	80	43	37
1300	0	43	8	0	2	2	0	0	0	0	0	0	0	55	28	27
1400	0	40	1	0	2	1	1	0	0	0	0	0	0	45	22	23
1500	1	59	15	0	1	1	0	0	0	0	0	0	0	77	28	49
1600	1	72	9	0	1	1	0	1	0	0	0	0	0	85	34	51
1700	1	72	18	0	1	1	0	0	0	0	0	0	0	93	53	40
1800	2	86	10	0	1	0	0	0	0	0	0	0	0	99	51	48
1900	0	63	5	0	0	0	0	0	0	0	0	0	0	68	33	35
2000	1	62	4	0	1	0	0	1	0	0	0	0	0	69	41	28
2100	0	57	4	0	1	0	0	0	0	0	0	0	0	62	31	31
2200	0	40	1	0	0	0	0	0	0	0	0	0	0	41	25	16
2300	0	13	0	0	1	0	0	0	0	0	0	0	0	14	10	4
07-09	1	57	8	0	1	0	0	0	0	0	0	0	0	67	13	54
16-18	2	144	27	0	2	2	0	1	0	0	0	0	0	178	87	91
09-16	2	363	47	0	12	6	1	0	0	0	0	0	0	431	189	242
00-00	8	885	106	0	19	8	1	2	0	0	0	0	0	1029	480	549

Tuesday, June 07, 2016

[illegible]

0800	2	77	9	0	1	0	0	0	0	0	0	0	0	89	23	66
0900	0	55	5	1	1	0	0	0	0	0	0	0	0	62	20	42
1000	0	44	5	0	0	0	0	0	0	0	0	0	0	49	20	29
1100	2	57	3	0	3	1	0	0	0	0	0	0	0	66	24	42
1200	0	50	5	0	2	1	0	0	0	0	0	0	0	58	27	31
1300	0	51	6	0	4	1	0	0	0	0	0	0	0	62	34	28
1400	0	63	8	0	5	0	0	0	0	0	0	0	0	76	28	48
1500	0	82	9	0	3	3	0	0	0	0	0	0	0	97	50	47
1600	1	59	15	0	3	3	0	1	0	0	0	0	0	82	44	38
1700	1	66	12	0	3	0	0	0	0	0	0	0	0	82	46	36
1800	6	70	5	0	1	2	0	1	0	0	0	0	0	85	43	42
1900	1	69	8	0	2	1	0	0	0	0	0	0	0	81	43	38
2000	0	59	3	0	0	1	0	0	0	0	0	0	0	63	35	28
2100	1	57	5	0	1	0	0	0	0	0	0	0	0	64	35	29
2200	0	30	3	0	0	1	0	0	0	0	0	0	0	34	14	20
2300	0	28	0	0	0	0	0	0	0	0	0	0	0	28	12	16
07-09	4	116	12	1	2	0	0	0	0	0	0	0	0	135	39	96
16-18	2	125	27	0	6	3	0	1	0	0	0	0	0	164	90	74
09-16	2	402	41	1	18	6	0	0	0	0	0	0	0	470	203	267
00-00	17	1025	107	2	32	14	1	2	0	0	0	0	0	1200	551	649

Wednesday, June 08, 2016

[illegible]

1500	1	54	15	1	5	3	0	1	0	0	0	0	0	80	42	38
1600	0	63	9	0	4	1	0	0	0	0	0	0	0	77	39	38
1700	1	92	12	0	1	3	0	0	0	0	0	0	0	109	60	49
1800	1	91	9	0	5	1	0	0	0	0	0	0	0	107	65	42
1900	1	57	7	0	1	1	0	0	0	0	0	0	0	67	45	22
2000	2	59	1	0	0	0	0	0	0	0	0	0	0	62	39	23
2100	0	62	5	0	1	2	0	0	0	0	0	0	0	70	43	27
2200	0	30	2	0	0	0	0	0	0	0	0	0	0	32	18	14
2300	0	23	2	0	0	1	0	0	0	0	0	0	0	26	15	11
07-09	3	132	20	0	5	0	0	0	0	0	0	0	0	160	35	125
16-18	1	155	21	0	5	4	0	0	0	0	0	0	0	186	99	87
09-16	5	344	55	2	10	5	0	1	0	0	0	0	0	422	176	246
00-00	13	1019	127	2	28	14	0	1	0	0	0	0	0	1204	560	644

Thursday, June 09, 2016

[illegible]

2200	0	43	4	0	1	0	0	0	0	0	0	0	0	48	28	20
2300	0	12	0	0	0	0	0	0	0	0	0	0	0	12	6	6
07-09	1	125	13	0	3	2	0	0	0	0	0	0	0	144	46	98
16-18	1	134	20	0	8	2	0	0	0	0	0	0	0	165	66	99
09-16	5	347	39	0	17	8	2	1	0	0	0	0	0	419	190	229
00-00	8	976	103	0	33	14	2	1	0	0	0	0	0	1137	516	621

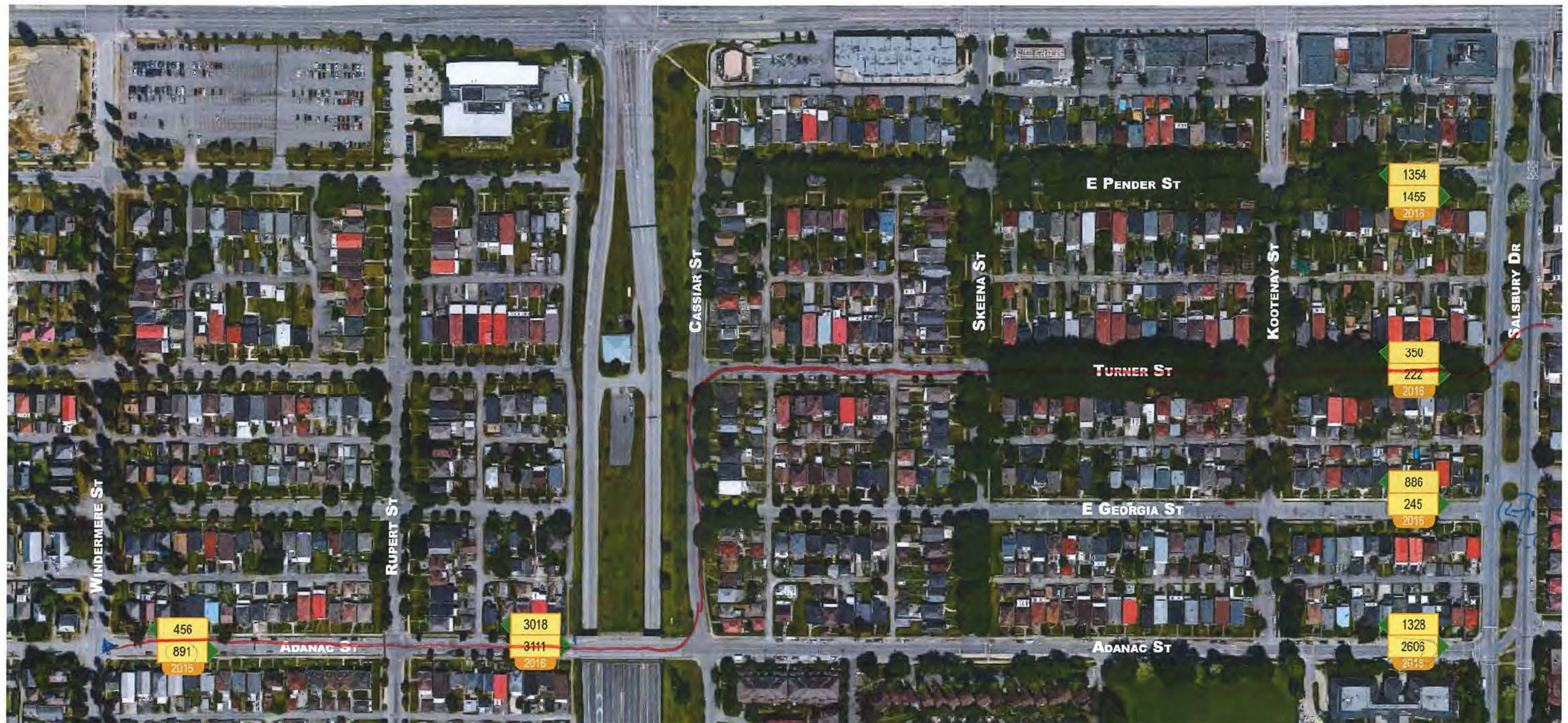
Friday, June 10, 2016

Time	Cls 1	Cls 2	Cls 3	Cls 4	Cls 5	Cls 6	Cls 7	Cls 8	Cls 9	Cls 10	Cls 11	Cls 12	Cls 13	Total	Total AB	Total BA
0000	0	6	1	0	0	0	0	0	0	0	0	0	0	7	4	3
0100	0	6	0	0	0	0	0	0	0	0	0	0	0	6	3	3
0200	0	4	0	0	0	0	0	0	0	0	0	0	0	4	2	2
0300	0	2	0	0	0	0	0	0	0	0	0	0	0	2	1	1
0400	0	4	0	0	0	0	0	0	0	0	0	0	0	4	3	1
0500	0	17	0	0	0	0	0	0	0	0	0	0	0	17	5	12
0600	0	31	3	0	0	0	0	0	0	0	0	0	0	34	9	25
0700	0	27	2	0	0	0	0	0	0	0	0	0	0	29	10	19
07-09	0	27	2	0	0	0	0	0	0	0	0	0	0	29	10	19
16-18	0	0	0	0	0	0	0	0	0	0	0	0	0	0	0	0
09-16	0	0	0	0	0	0	0	0	0	0	0	0	0	0	0	0
00-00	0	97	6	0	0	0	0	0	0	0	0	0	0	103	37	66

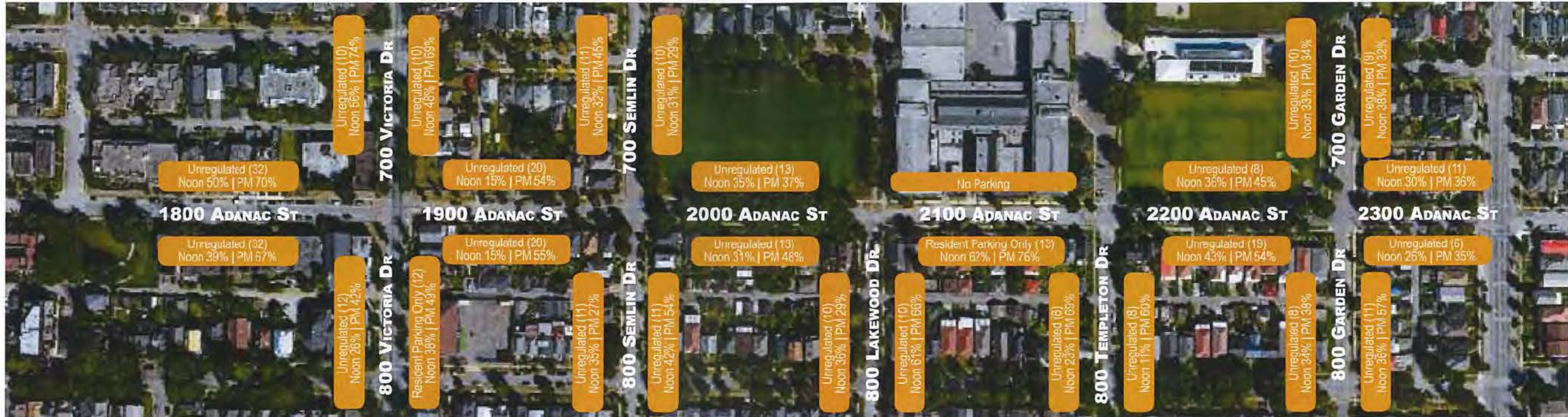
Grand Total

Time	Cls 1	Cls 2	Cls 3	Cls 4	Cls 5	Cls 6	Cls 7	Cls 8	Cls 9	Cls 10	Cls 11	Cls 12	Cls 13	Total	Total AB	Total BA
--	46	4002	449	4	112	50	4	6	0	0	0	0	0	4673	2144	2529

AVERAGE MID-WEEK DAILY TRAFFIC VOLUMES



ADANAC BIKE ROUTE PARKING OCCUPANCY



NOTE

COLLECTION DATES: NOV 29, 2016 TO DEC 1, 2016

NOON (DEFINED AS): 11:00 - 15:00

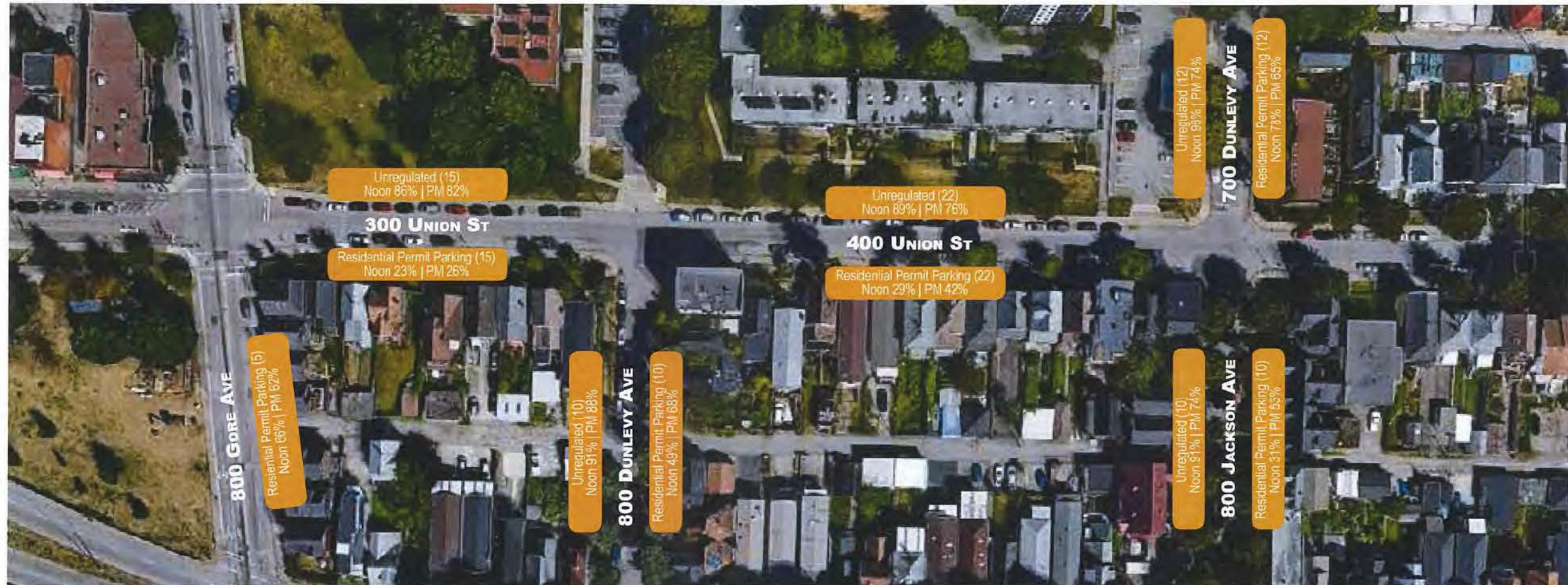
PM (DEFINED AS): 17:00 - 21:00

% OCCUPANCY CALCULATED AS NUMBER OF OBSERVED VEHICLES OVER TOTAL SPACES

LEGEND

Parking Regulation (# of spaces)
Average Noon Occupancy | Average PM Occupancy

UNION BIKE ROUTE PARKING OCCUPANCY



NOTE


COLLECTION DATES: NOV 29, 2016 TO DEC 1, 2016
NOON (DEFINED AS): 11:00 - 15:00
PM (DEFINED AS): 17:00 - 21:00

% OCCUPANCY CALCULATED AS NUMBER OF OBSERVED VEHICLES OVER TOTAL SPACES

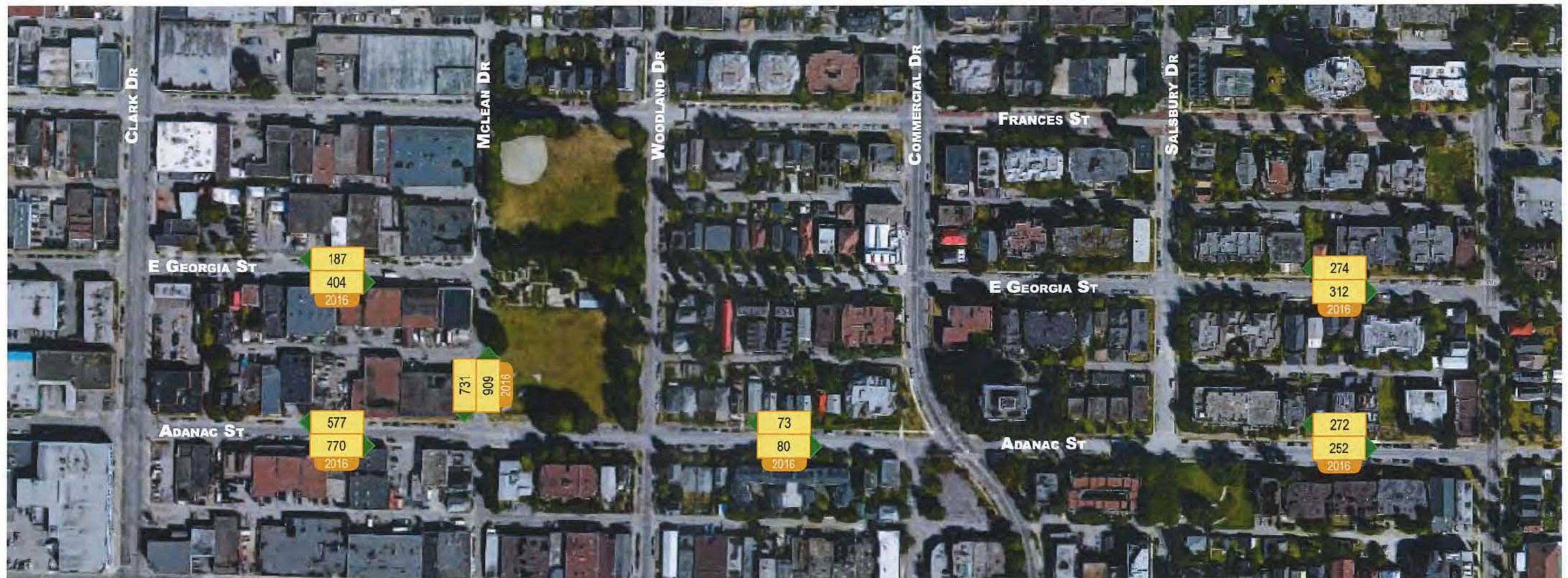
LEGEND

Parking Regulation (# of spaces)
 Average Noon Occupancy | Average PM Occupancy

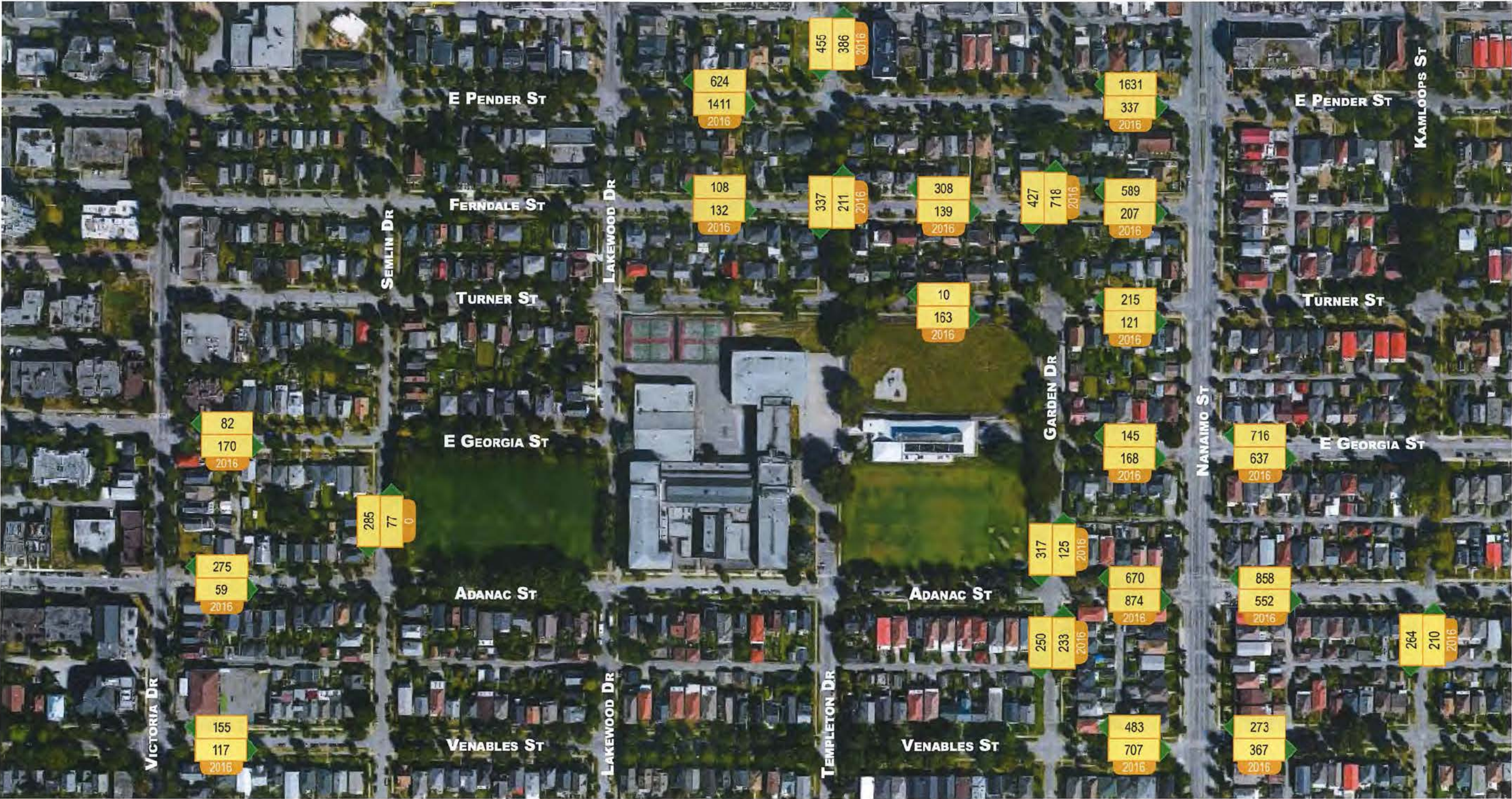
AVERAGE MID-WEEK DAILY TRAFFIC VOLUMES



AVERAGE MID-WEEK DAILY TRAFFIC VOLUMES



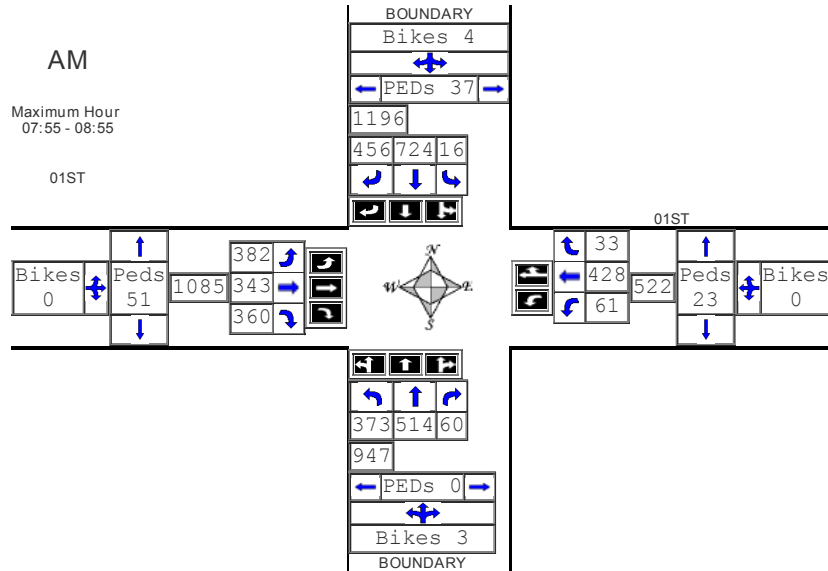
AVERAGE MID-WEEK DAILY TRAFFIC VOLUMES



AM

Maximum Hour
07:55 - 08:55

01ST



North	Left Lane 3	Thru Lane 3	Thru Lane 2	Right Lane 1	Total	Bikes	Peds
AM Max Hour 07:55 - 08:55	16	359	365	456	1196	4	37
2 Hour Totals 07:00 - 09:00	30	670	739	777	2216	7	59

East	Left Lane 2	Thru Lane 1	Right Lane 1	Total	Bikes	Peds
AM Max Hour 07:55 - 08:55	61	428	33	522		23
2 Hour Totals 07:00 - 09:00	108	865	48	1021		40

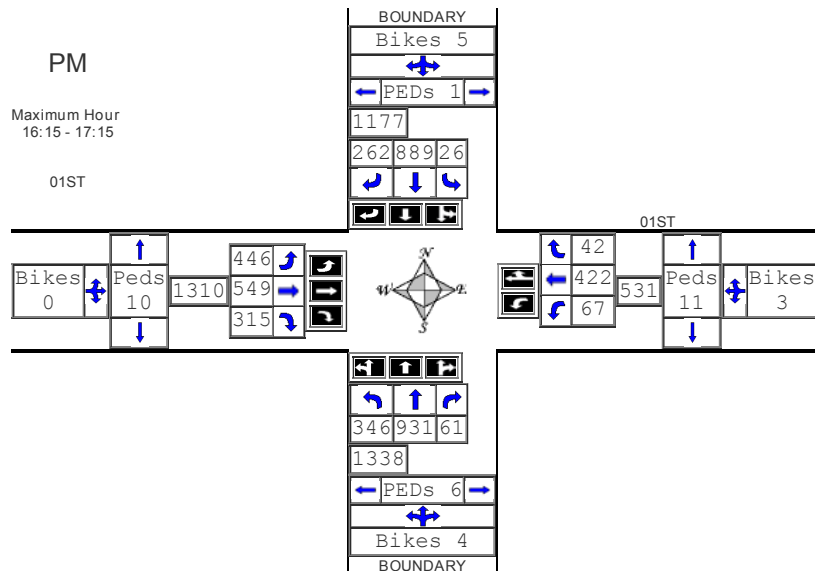
South	Left Lane 3	Thru Lane 3	Thru Lane 2	Thru Lane 1	Right Lane 1	Total	Bikes	Peds
AM Max Hour 07:55 - 08:55	373	31	445	38	60	947	3	0
2 Hour Totals 07:00 - 09:00	646	47	832	61	99	1685	4	1

West	Left Lane 3	Thru Lane 2	Right Lane 1	Total	Bikes	Peds
AM Max Hour 07:55 - 08:55	382	343	360	1085		51
2 Hour Totals 07:00 - 09:00	617	589	583	1789		90

PM

Maximum Hour
16:15 - 17:15

01ST



North	Left Lane 3	Thru Lane 3	Thru Lane 2	Right Lane 1	Total	Bikes	Peds
PM Max Hour 16:15 - 17:15	26	345	544	262	1177	5	1
2 Hour Totals 16:00 - 18:00	50	720	1033	507	2310	8	10

East	Left Lane 2	Thru Lane 1	Right Lane 1	Total	Bikes	Peds
PM Max Hour 16:15 - 17:15	67	422	42	531	3	11
2 Hour Totals 16:00 - 18:00	134	841	80	1055	5	15

South	Left Lane 3	Thru Lane 3	Thru Lane 2	Thru Lane 1	Right Lane 1	Total	Bikes	Peds
PM Max Hour 16:15 - 17:15	346	72	758	101	61	1338	4	6
2 Hour Totals 16:00 - 18:00	642	147	1333	201	127	2450	10	9

West	Left Lane 3	Thru Lane 2	Right Lane 1	Total	Bikes	Peds
PM Max Hour 16:15 - 17:15	446	549	315	1310		10
2 Hour Totals 16:00 - 18:00	883	1006	609	2498		14

City of Vancouver

Traffic and Data Management

File Name : TMC_Renfrew&Adanac

Site Code : TMC_Renfrew&Adanac

Start Date : 3/17/2016

Page No : 1

Groups Printed- Passenger Vehicle - Bus - Truck - Bicycle

Start Time	From North					From East					From South					From West					Int. Total
	Right	Thru	Left	Peds	App. Total	Right	Thru	Left	Peds	App. Total	Right	Thru	Left	Peds	App. Total	Right	Thru	Left	Peds	App. Total	
07:00	0	5	0	0	5	0	2	0	2	4	0	22	0	0	22	1	1	0	0	2	33
07:05	1	25	0	0	26	0	2	0	1	3	1	19	0	0	20	2	2	0	0	4	53
07:10	0	17	0	0	17	0	1	0	0	1	0	32	0	0	32	0	0	0	1	1	51
07:15	0	25	1	1	27	0	1	0	0	1	0	23	0	0	23	0	1	0	0	1	52
07:20	0	21	0	0	21	2	1	0	0	3	1	32	0	0	33	0	0	0	1	1	58
07:25	0	13	0	0	13	1	3	0	0	4	0	34	0	0	34	0	0	0	0	0	51
07:30	2	26	0	0	28	0	4	0	0	4	0	35	0	0	35	2	1	0	0	3	70
07:35	0	15	0	0	15	2	7	0	0	9	0	40	0	0	40	1	2	0	0	3	67
07:40	2	28	0	0	30	0	4	0	2	6	0	47	0	0	47	0	0	0	0	0	83
07:45	0	14	0	0	14	0	4	0	2	6	0	59	0	0	59	1	3	0	0	4	83
07:50	0	39	0	0	39	0	4	0	0	4	0	48	0	0	48	1	0	0	0	1	92
07:55	0	18	0	2	20	1	1	0	0	2	0	39	0	0	39	0	2	0	3	5	66
Total	5	246	1	3	255	6	34	0	7	47	2	430	0	0	432	8	12	0	5	25	759
08:00	1	17	0	1	19	2	5	0	0	7	1	39	0	0	40	0	1	0	0	1	67
08:05	0	25	0	0	25	2	6	0	1	9	0	49	0	0	49	0	1	0	0	1	84
08:10	0	26	0	1	27	3	8	0	1	12	0	47	0	0	47	0	0	0	0	0	86
08:15	0	21	0	0	21	4	5	0	1	10	0	39	0	0	39	1	1	0	0	2	72
08:20	0	21	0	0	21	1	5	0	0	6	0	65	0	0	65	0	0	0	0	0	92
08:25	2	25	0	1	28	3	6	0	1	10	1	59	0	0	60	0	0	0	0	0	98
08:30	0	29	0	0	29	2	3	0	0	5	1	38	0	0	39	0	1	0	0	1	74
08:35	0	38	0	0	38	1	1	0	1	3	0	42	0	0	42	0	1	0	0	1	84
08:40	1	22	0	0	23	1	1	0	1	3	0	48	0	0	48	0	4	0	1	5	79
08:45	0	22	0	0	22	1	5	0	0	6	1	53	0	0	54	0	3	0	2	5	87
08:50	0	32	0	0	32	1	1	0	1	3	1	43	0	0	44	1	2	0	0	3	82
08:55	0	7	0	0	7	1	0	0	0	1	0	44	0	1	45	0	3	0	0	3	56
Total	4	285	0	3	292	22	46	0	7	75	5	566	0	1	572	2	17	0	3	22	961
11:00	0	32	0	0	32	0	0	0	0	0	0	31	0	0	31	1	1	0	0	2	65
11:05	0	27	0	1	28	1	1	0	1	3	0	32	0	1	33	1	1	0	0	2	66
11:10	1	26	0	2	29	1	0	0	0	1	1	36	0	0	37	1	0	0	0	1	68
11:15	0	34	0	0	34	3	1	0	0	4	0	42	0	0	42	0	1	0	0	1	81
11:20	0	24	0	1	25	0	0	0	0	0	0	33	0	0	33	0	1	0	0	1	59
11:25	0	43	0	0	43	0	4	0	0	4	0	35	0	0	35	1	0	0	0	1	83
11:30	1	33	0	0	34	0	2	0	0	2	0	32	0	0	32	0	0	0	0	0	68
11:35	0	31	0	1	32	1	1	0	0	2	2	30	0	0	32	0	0	0	0	0	66
11:40	2	34	0	1	37	0	2	0	0	2	1	26	0	0	27	0	0	0	2	2	68
11:45	1	36	0	0	37	0	0	0	0	0	0	35	0	0	35	0	0	0	0	0	72
11:50	0	33	0	0	33	0	1	0	1	2	1	40	0	0	41	0	0	0	0	0	76
11:55	0	43	0	0	43	2	0	0	0	2	1	29	0	0	30	1	2	0	1	4	79
Total	5	396	0	6	407	8	12	0	2	22	6	401	0	1	408	5	6	0	3	14	851
12:00	0	27	0	0	27	0	2	0	2	4	1	28	0	0	29	0	1	0	0	1	61



City of Vancouver

Traffic and Data Management

File Name : TMC_Renfrew&Adanac
 Site Code : TMC_Renfrew&Adanac
 Start Date : 3/17/2016
 Page No : 2

Groups Printed- Passenger Vehicle - Bus - Truck - Bicycle

	From North					From East					From South					From West					
Start Time	Right	Thru	Left	Peds	App. Total	Right	Thru	Left	Peds	App. Total	Right	Thru	Left	Peds	App. Total	Right	Thru	Left	Peds	App. Total	Int. Total
12:05	0	35	0	0	35	0	4	0	1	5	1	24	0	0	25	1	0	0	1	2	67
12:10	0	24	0	0	24	1	2	0	1	4	1	32	0	1	34	0	2	0	0	2	64
12:15	1	31	0	0	32	0	0	0	1	1	2	34	0	0	36	0	1	0	0	1	70
12:20	1	29	0	0	30	2	2	0	0	4	0	40	0	0	40	0	0	0	0	0	74
12:25	1	32	0	1	34	1	1	0	0	2	0	30	0	0	30	0	0	0	2	2	68
12:30	0	23	0	0	23	5	1	0	7	13	1	28	0	0	29	0	0	0	0	0	65
12:35	0	38	0	0	38	1	0	0	0	1	1	25	0	0	26	0	0	0	0	0	65
12:40	1	29	0	0	30	1	1	0	0	2	0	23	0	0	23	0	0	0	0	0	55
12:45	0	26	0	2	28	0	2	0	1	3	0	32	0	0	32	1	2	0	0	3	66
12:50	0	37	0	0	37	1	0	0	0	1	0	30	0	0	30	0	0	0	1	1	69
12:55	0	34	0	0	34	2	4	0	0	6	1	34	0	1	36	0	0	0	0	0	76
Total	4	365	0	3	372	14	19	0	13	46	8	360	0	2	370	2	6	0	4	12	800

16:00	0	40	0	1	41	2	1	0	0	3	1	32	0	2	35	2	4	0	0	6	85
16:05	1	41	0	0	42	2	3	0	1	6	1	46	0	0	47	4	2	0	0	6	101
16:10	0	52	0	0	52	0	0	0	4	4	0	28	0	0	28	3	5	0	0	8	92
16:15	0	46	1	0	47	0	3	0	0	3	3	34	0	0	37	4	5	0	0	9	96
16:20	0	36	1	0	37	0	0	0	1	1	1	48	0	0	49	1	0	0	0	1	88
16:25	1	39	0	0	40	1	2	0	0	3	2	40	0	0	42	1	1	1	1	4	89
16:30	1	61	0	4	66	2	2	0	0	4	2	49	0	0	51	0	0	0	1	1	122
16:35	0	40	0	1	41	0	1	0	0	1	1	51	0	0	52	2	5	0	0	7	101
16:40	0	54	0	0	54	0	1	0	0	1	1	34	0	0	35	0	7	0	0	7	97
16:45	0	44	0	0	44	3	2	0	3	8	2	57	0	0	59	5	1	0	0	6	117
16:50	0	46	0	0	46	0	2	0	0	2	1	43	0	0	44	1	3	0	0	4	96
16:55	0	53	0	0	53	0	1	0	0	1	2	51	0	0	53	2	2	0	0	4	111
Total	3	552	2	6	563	10	18	0	9	37	17	513	0	2	532	25	35	1	2	63	1195

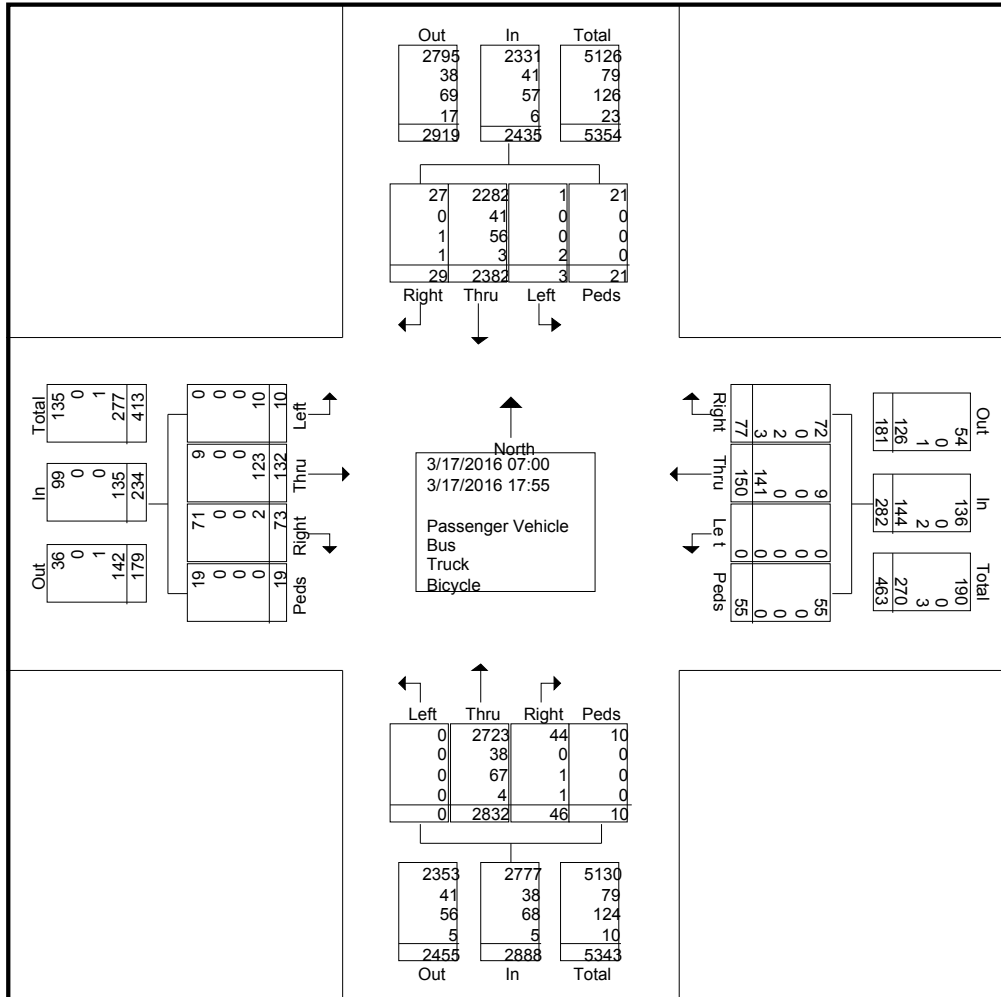
17:00	1	46	0	0	47	0	3	0	1	4	0	52	0	1	53	2	6	0	0	8	112
17:05	1	53	0	0	54	1	1	0	0	2	1	54	0	0	55	4	2	0	0	6	117
17:10	0	45	0	0	45	3	2	0	3	8	0	41	0	0	41	3	5	0	0	8	102
17:15	1	52	0	0	53	0	3	0	2	5	1	55	0	0	56	1	4	7	0	12	126
17:20	0	51	0	0	51	1	0	0	2	3	1	50	0	0	51	6	5	2	0	13	118
17:25	0	51	0	0	51	6	3	0	3	12	0	51	0	0	51	1	4	0	0	5	119
17:30	2	54	0	0	56	2	1	0	0	3	1	42	0	1	44	0	10	0	0	10	113
17:35	1	41	0	0	42	0	3	0	2	5	2	48	0	2	52	3	4	0	2	9	108
17:40	1	36	0	0	37	1	3	0	0	4	2	39	0	0	41	3	5	0	0	8	90
17:45	1	35	0	0	36	1	0	0	2	3	0	45	0	0	45	0	4	0	0	4	88
17:50	0	44	0	0	44	2	1	0	0	3	0	53	0	0	53	4	3	0	0	7	107
17:55	0	30	0	0	30	0	1	0	2	3	0	32	0	0	32	4	4	0	0	8	73
Total	8	538	0	0	546	17	21	0	17	55	8	562	0	4	574	31	56	9	2	98	1273

Grand Total	29	2382	3	21	2435	77	150	0	55	282	46	2832	0	10	2888	73	132	10	19	234	5839
Apprch %	1.2	97.8	0.1	0.9		27.3	53.2	0	19.5		1.6	98.1	0	0.3		31.2	56.4	4.3	8.1		
Total %	0.5	40.8	0.1	0.4	41.7	1.3	2.6	0	0.9	4.8	0.8	48.5	0	0.2	49.5	1.3	2.3	0.2	0.3	4	
Passenger Vehicle	27	2282	1	21	2331	72	9	0	55	136	44	2723	0	10	2777	71	9	0	19	99	5343
% Passenger Vehicle	93.1	95.8	33.3	100	95.7	93.5	6	0	100	48.2	95.7	96.2	0	100	96.2	97.3	6.8	0	100	42.3	91.5
Bus	0	41	0	0	41	0	0	0	0	0	0	38	0	0	38	0	0	0	0	0	79
% Bus	0	1.7	0	0	1.7	0	0	0	0	0	0	1.3	0	0	1.3	0	0	0	0	0	1.4
Truck	1	56	0	0	57	2	0	0	0	2	1	67	0	0	68	0	0	0	0	0	127
% Truck	3.4	2.4	0	0	2.3	2.6	0	0	0	0.7	2.2	2.4	0	0	2.4	0	0	0	0	0	2.2
Bicycle	1	3	2	0	6	3	141	0	0	144	1	4	0	0	5	2	123	10	0	135	290
% Bicycle	3.4	0.1	66.7	0	0.2	3.9	94	0	0	51.1	2.2	0.1	0	0	0.2	2.7	93.2	100	0	57.7	5

City of Vancouver

Traffic and Data Management

File Name : TMC_Renfrew&Adanac
 Site Code : TMC_Renfrew&Adanac
 Start Date : 3/17/2016
 Page No : 3



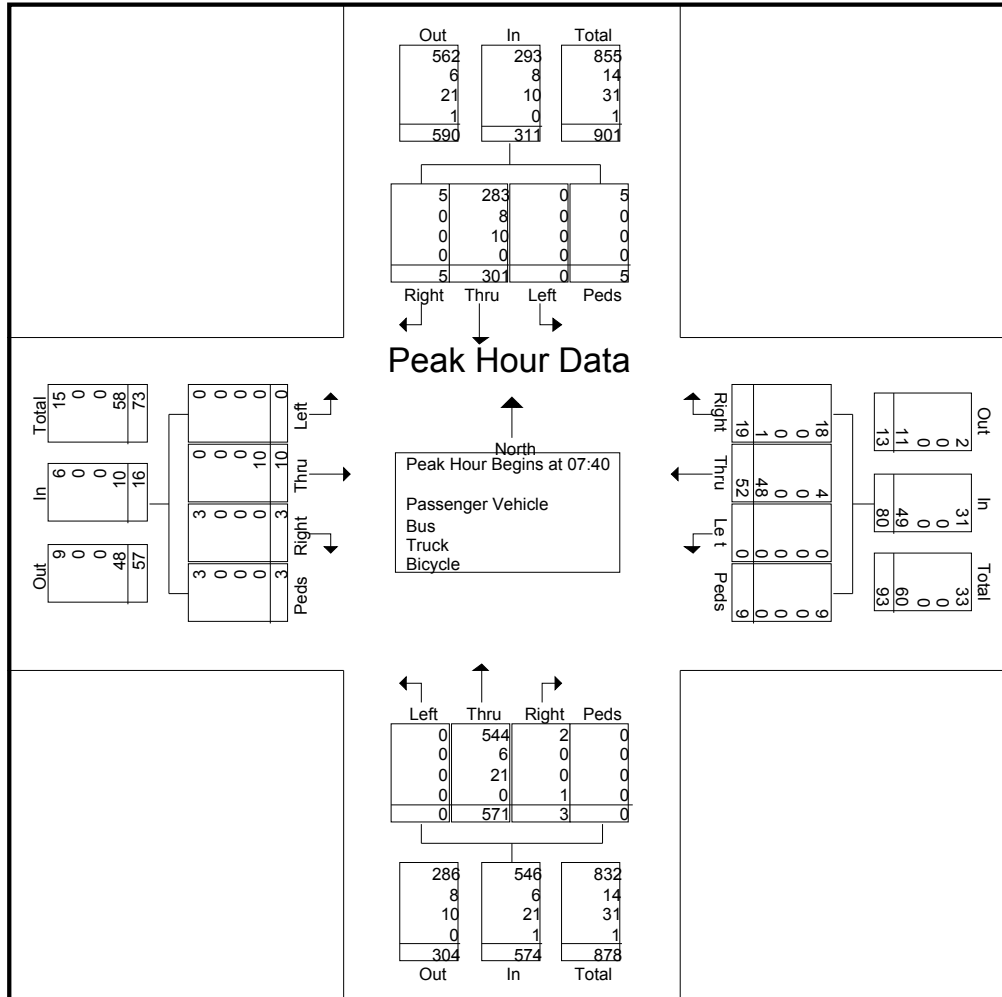


City of Vancouver

Traffic and Data Management

File Name : TMC_Renfrew&Adanac
 Site Code : TMC_Renfrew&Adanac
 Start Date : 3/17/2016
 Page No : 4

	From North					From East					From South					From West					
Start Time	Right	Thru	Left	Peds	App. Total	Right	Thru	Left	Peds	App. Total	Right	Thru	Left	Peds	App. Total	Right	Thru	Left	Peds	App. Total	Int. Total
Peak Hour Analysis From 07:00 to 08:55 - Peak 1 of 1																					
Peak Hour for Entire Intersection Begins at 07:40																					
07:40	2	28	0	0	30	0	4	0	2	6	0	47	0	0	47	0	0	0	0	0	83
07:45	0	14	0	0	14	0	4	0	2	6	0	59	0	0	59	1	3	0	0	4	83
07:50	0	39	0	0	39	0	4	0	0	4	0	48	0	0	48	1	0	0	0	1	92
07:55	0	18	0	2	20	1	1	0	0	2	0	39	0	0	39	0	2	0	3	5	66
08:00	1	17	0	1	19	2	5	0	0	7	1	39	0	0	40	0	1	0	0	1	67
08:05	0	25	0	0	25	2	6	0	1	9	0	49	0	0	49	0	1	0	0	1	84
08:10	0	26	0	1	27	3	8	0	1	12	0	47	0	0	47	0	0	0	0	0	86
08:15	0	21	0	0	21	4	5	0	1	10	0	39	0	0	39	1	1	0	0	2	72
08:20	0	21	0	0	21	1	5	0	0	6	0	65	0	0	65	0	0	0	0	0	92
08:25	2	25	0	1	28	3	6	0	1	10	1	59	0	0	60	0	0	0	0	0	98
08:30	0	29	0	0	29	2	3	0	0	5	1	38	0	0	39	0	1	0	0	1	74
08:35	0	38	0	0	38	1	1	0	1	3	0	42	0	0	42	0	1	0	0	1	84
Total Volume	5	301	0	5	311	19	52	0	9	80	3	571	0	0	574	3	10	0	3	16	981
% App. Total	1.6	96.8	0	1.6		23.8	65	0	11.2		0.5	99.5	0	0		18.8	62.5	0	18.8		
PHF	.208	.643	.000	.208	.665	.396	.542	.000	.375	.556	.250	.732	.000	.000	.736	.250	.278	.000	.083	.267	.834
Passenger Vehicle	5	283	0	5	293	18	4	0	9	31	2	544	0	0	546	3	0	0	3	6	876
% Passenger Vehicle	100	94.0	0	100	94.2	94.7	7.7	0	100	38.8	66.7	95.3	0	0	95.1	100	0	0	100	37.5	89.3
Bus	0	8	0	0	8	0	0	0	0	0	0	6	0	0	6	0	0	0	0	0	14
% Bus	0	2.7	0	0	2.6	0	0	0	0	0	0	1.1	0	0	1.0	0	0	0	0	0	1.4
Truck	0	10	0	0	10	0	0	0	0	0	0	21	0	0	21	0	0	0	0	0	31
% Truck	0	3.3	0	0	3.2	0	0	0	0	0	0	3.7	0	0	3.7	0	0	0	0	0	3.2
Bicycle	0	0	0	0	0	1	48	0	0	49	1	0	0	0	1	0	10	0	0	10	60
% Bicycle	0	0	0	0	0	5.3	92.3	0	0	61.3	33.3	0	0	0	0.2	0	100	0	0	62.5	6.1



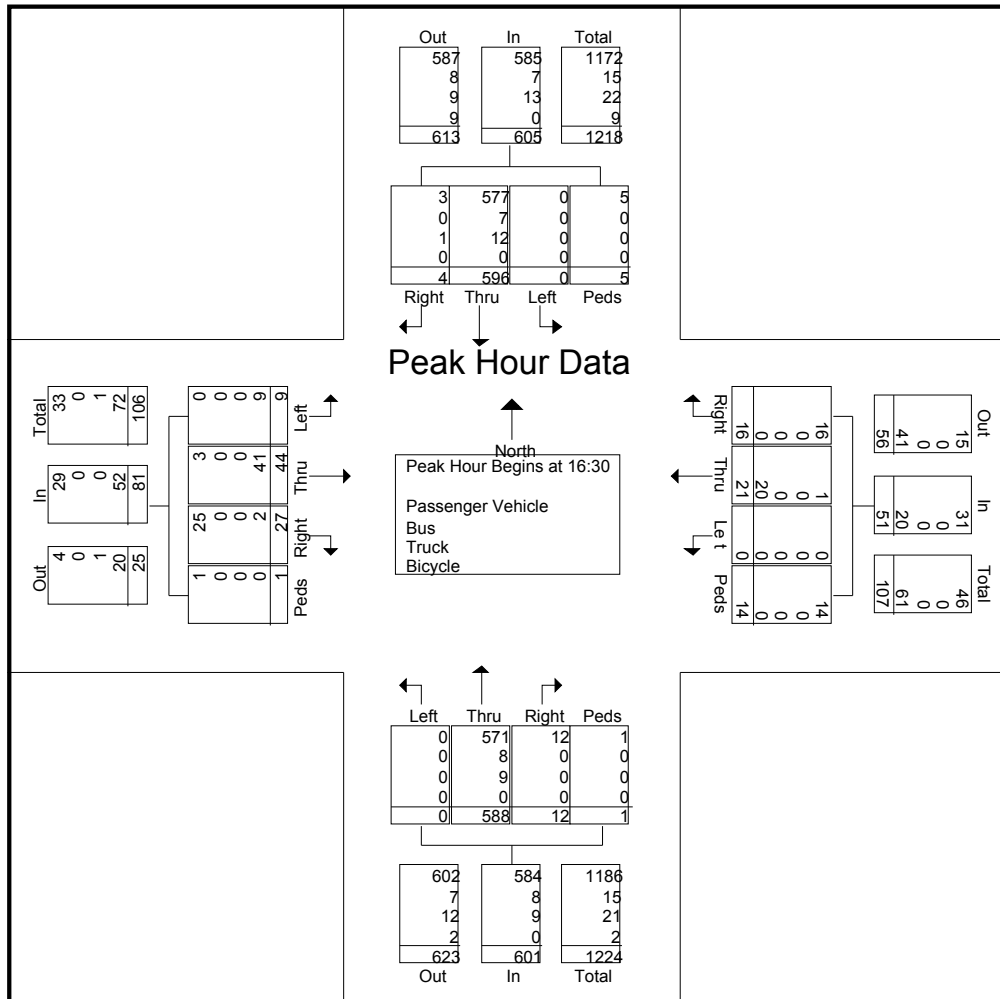


City of Vancouver

Traffic and Data Management

File Name : TMC_Renfrew&Adanac
 Site Code : TMC_Renfrew&Adanac
 Start Date : 3/17/2016
 Page No : 6

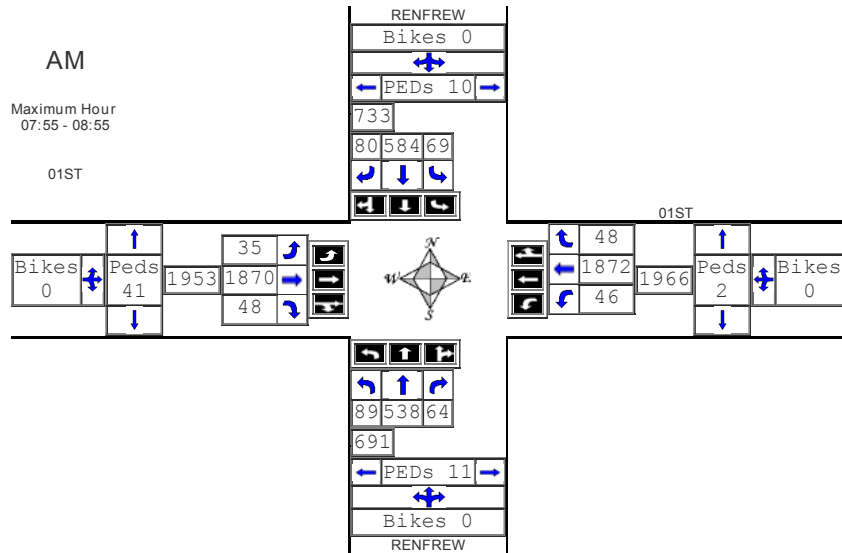
	From North					From East					From South					From West					
Start Time	Right	Thru	Left	Peds	App. Total	Right	Thru	Left	Peds	App. Total	Right	Thru	Left	Peds	App. Total	Right	Thru	Left	Peds	App. Total	Int. Total
Peak Hour Analysis From 16:00 to 17:55 - Peak 1 of 1																					
Peak Hour for Entire Intersection Begins at 16:30																					
16:30	1	61	0	4	66	2	2	0	0	4	2	49	0	0	51	0	0	0	1	1	122
16:35	0	40	0	1	41	0	1	0	0	1	1	51	0	0	52	2	5	0	0	7	101
16:40	0	54	0	0	54	0	1	0	0	1	1	34	0	0	35	0	7	0	0	7	97
16:45	0	44	0	0	44	3	2	0	3	8	2	57	0	0	59	5	1	0	0	6	117
16:50	0	46	0	0	46	0	2	0	0	2	1	43	0	0	44	1	3	0	0	4	96
16:55	0	53	0	0	53	0	1	0	0	1	2	51	0	0	53	2	2	0	0	4	111
17:00	1	46	0	0	47	0	3	0	1	4	0	52	0	1	53	2	6	0	0	8	112
17:05	1	53	0	0	54	1	1	0	0	2	1	54	0	0	55	4	2	0	0	6	117
17:10	0	45	0	0	45	3	2	0	3	8	0	41	0	0	41	3	5	0	0	8	102
17:15	1	52	0	0	53	0	3	0	2	5	1	55	0	0	56	1	4	7	0	12	126
17:20	0	51	0	0	51	1	0	0	2	3	1	50	0	0	51	6	5	2	0	13	118
17:25	0	51	0	0	51	6	3	0	3	12	0	51	0	0	51	1	4	0	0	5	119
Total Volume	4	596	0	5	605	16	21	0	14	51	12	588	0	1	601	27	44	9	1	81	1338
% App. Total	0.7	98.5	0	0.8		31.4	41.2	0	27.5		2	97.8	0	0.2		33.3	54.3	11.1	1.2		
PHF	.333	.814	.000	.104	.764	.222	.583	.000	.389	.354	.500	.860	.000	.083	.849	.375	.524	.107	.083	.519	.885
Passenger Vehicle	3	577	0	5	585	16	1	0	14	31	12	571	0	1	584	25	3	0	1	29	1229
% Passenger Vehicle	75.0	96.8	0	100	96.7	100	4.8	0	100	60.8	100	97.1	0	100	97.2	92.6	6.8	0	100	35.8	91.9
Bus	0	7	0	0	7	0	0	0	0	0	0	8	0	0	8	0	0	0	0	0	15
% Bus	0	1.2	0	0	1.2	0	0	0	0	0	0	1.4	0	0	1.3	0	0	0	0	0	1.1
Truck	1	12	0	0	13	0	0	0	0	0	0	9	0	0	9	0	0	0	0	0	22
% Truck	25.0	2.0	0	0	2.1	0	0	0	0	0	0	1.5	0	0	1.5	0	0	0	0	0	1.6
Bicycle	0	0	0	0	0	0	20	0	0	20	0	0	0	0	0	2	41	9	0	52	72
% Bicycle	0	0	0	0	0	0	95.2	0	0	39.2	0	0	0	0	0	7.4	93.2	100	0	64.2	5.4



AM

Maximum Hour
07:55 - 08:55

01ST



North	Left Lane 3	Thru Lane 2	Thru Lane 1	Right Lane 1	Total	Bikes	Peds
AM Max Hour 07:55 - 08:55	69	279	305	80	733	0	10
2 Hour Totals 07:00 - 09:00	137	458	492	139	1226	1	17

East	Left Lane 3	Thru Lane 2	Thru Lane 1	Right Lane 1	Total	Bikes	Peds
AM Max Hour 07:55 - 08:55	46	988	884	48	1966		2
2 Hour Totals 07:00 - 09:00	91	1832	1622	90	3635		2

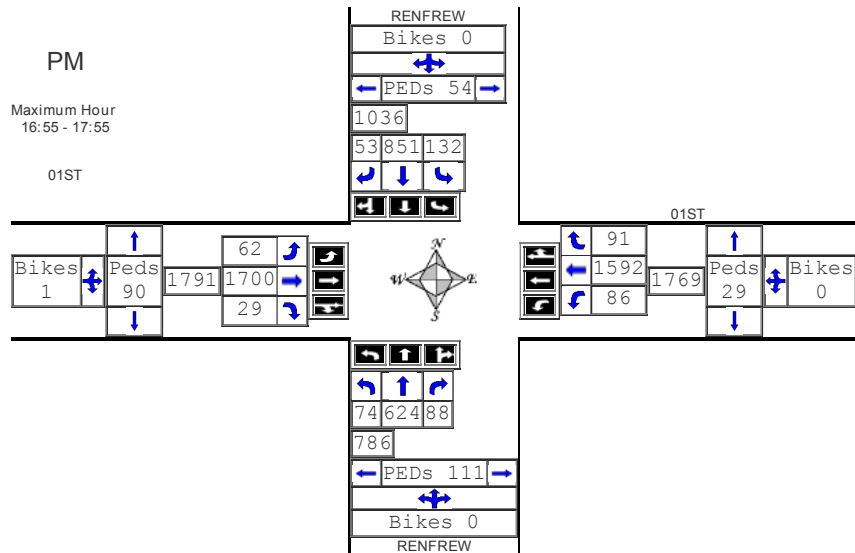
South	Left Lane 3	Thru Lane 2	Thru Lane 1	Right Lane 1	Total	Bikes	Peds
AM Max Hour 07:55 - 08:55	89	269	269	64	691		11
2 Hour Totals 07:00 - 09:00	170	444	422	107	1143		17

West	Left Lane 3	Thru Lane 2	Thru Lane 1	Right Lane 1	Total	Bikes	Peds
AM Max Hour 07:55 - 08:55	35	851	1019	48	1953		41
2 Hour Totals 07:00 - 09:00	59	1465	1730	67	3321		61

PM

Maximum Hour
16:55 - 17:55

01ST



North	Left Lane 3	Thru Lane 2	Thru Lane 1	Right Lane 1	Total	Bikes	Peds
PM Max Hour 16:55 - 17:55	132	478	373	53	1036		54
2 Hour Totals 16:00 - 18:00	262	889	742	103	1996		77

East	Left Lane 3	Thru Lane 2	Thru Lane 1	Right Lane 1	Total	Bikes	Peds
PM Max Hour 16:55 - 17:55	86	791	801	91	1769		29
2 Hour Totals 16:00 - 18:00	184	1412	1536	175	3307		67

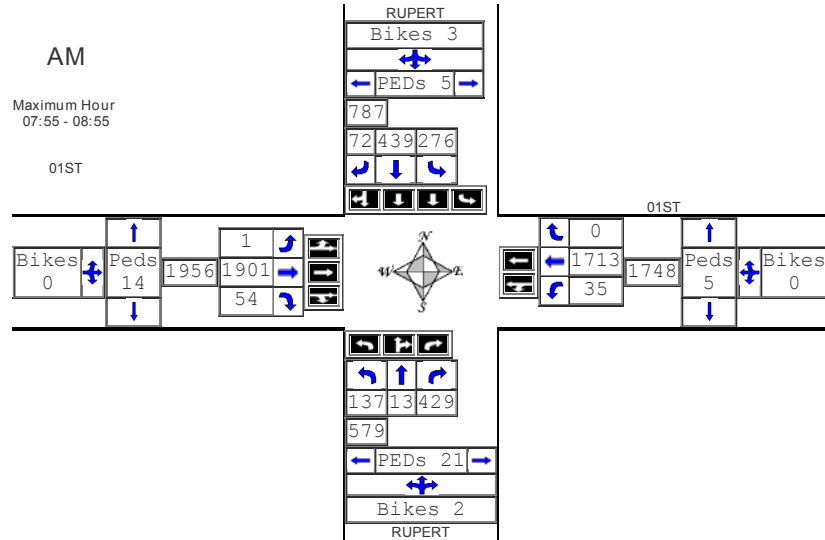
South	Left Lane 3	Thru Lane 2	Thru Lane 1	Right Lane 1	Total	Bikes	Peds
PM Max Hour 16:55 - 17:55	74	305	319	88	786		111
2 Hour Totals 16:00 - 18:00	151	556	575	199	1481		190

West	Left Lane 3	Thru Lane 2	Thru Lane 1	Right Lane 1	Total	Bikes	Peds
PM Max Hour 16:55 - 17:55	62	920	780	29	1791		90
2 Hour Totals 16:00 - 18:00	116	1797	1520	69	3502		157

AM

Maximum Hour
07:55 - 08:55

01ST



North	Left Lane 4	Thru Lane 3	Thru Lane 2	Thru Lane 1	Right Lane 1	Total	Bikes	Peds
AM Max Hour 07:55 - 08:55	276	223	211	5	72	787	3	5
2 Hour Totals 07:00 - 09:00	509	398	410	12	157	1486	4	10

East	Left Lane 2	Thru Lane 2	Thru Lane 1	Total	Bikes	Peds
AM Max Hour 07:55 - 08:55	35	912	801	1748		5
2 Hour Totals 07:00 - 09:00	65	1732	1560	3357		8

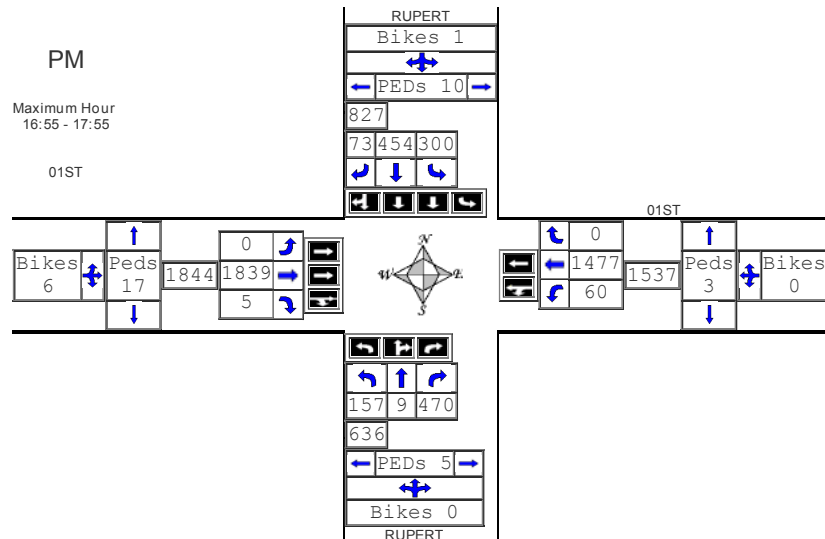
South	Left Lane 3	Thru Lane 2	Right Lane 2	Right Lane 1	Total	Bikes	Peds
AM Max Hour 07:55 - 08:55	137	13	156	273	579	2	21
2 Hour Totals 07:00 - 09:00	231	23	212	430	896	3	29

West	Left Lane 3	Thru Lane 3	Thru Lane 2	Thru Lane 1	Right Lane 1	Total	Bikes	Peds
AM Max Hour 07:55 - 08:55	1	201	838	862	54	1956		14
2 Hour Totals 07:00 - 09:00	2	353	1497	1502	86	3440		27

PM

Maximum Hour
16:55 - 17:55

01ST

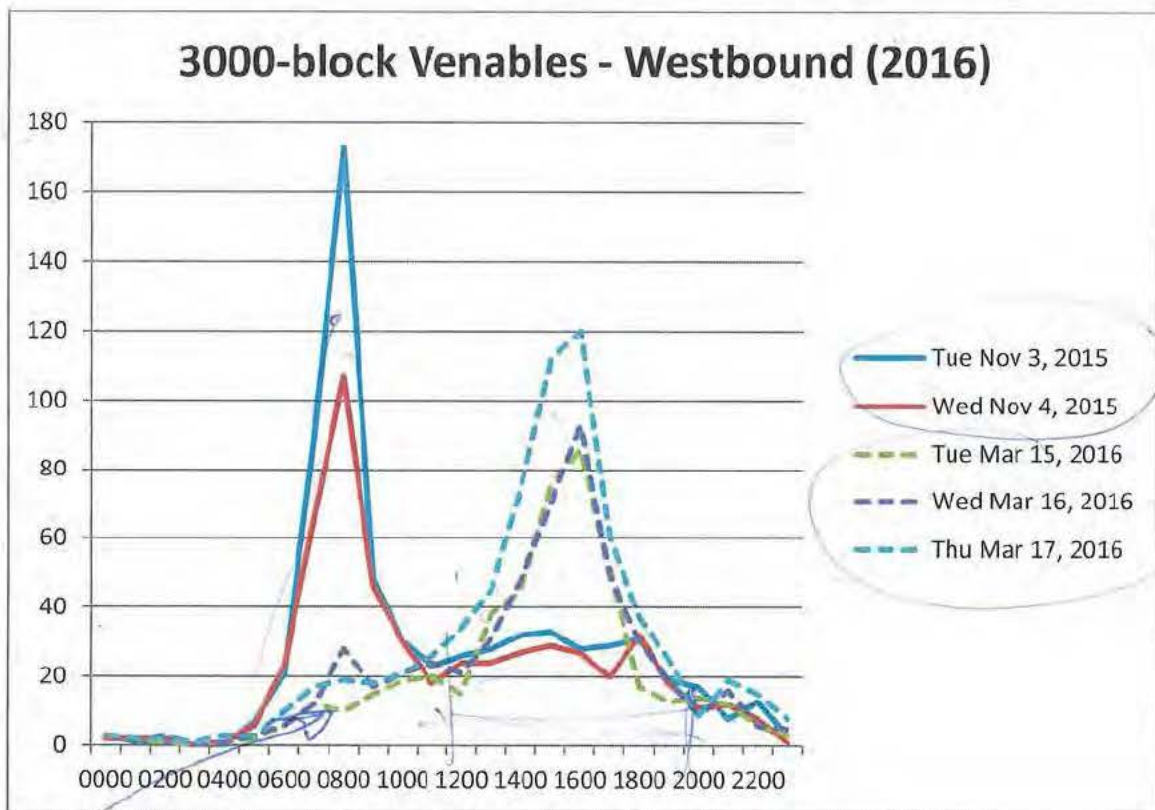


North	Left Lane 4	Thru Lane 3	Thru Lane 2	Thru Lane 1	Right Lane 1	Total	Bikes	Peds
PM Max Hour 16:55 - 17:55	300	216	225	13	73	827	1	10
2 Hour Totals 16:00 - 18:00	559	389	399	23	139	1509	5	16

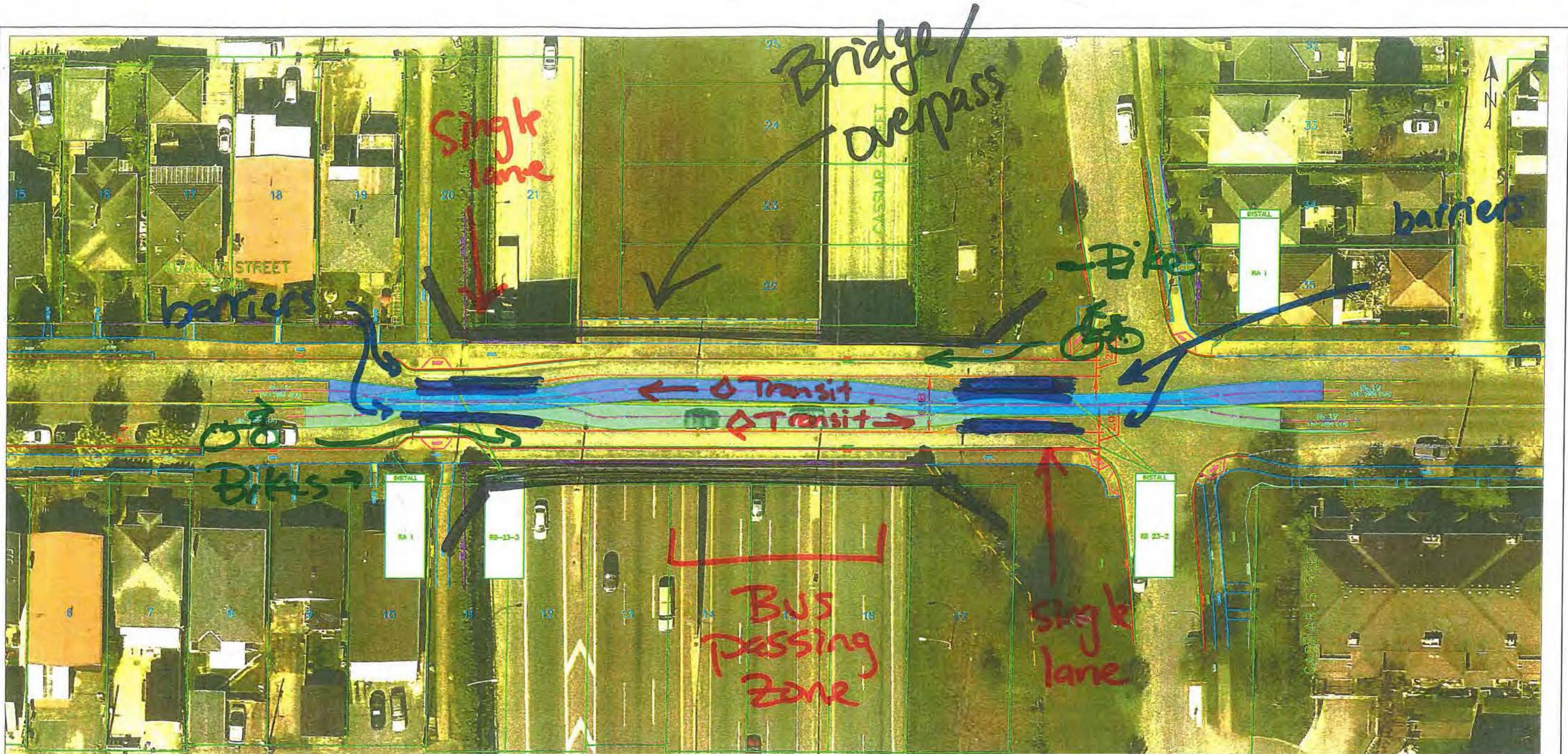
East	Left Lane 2	Thru Lane 2	Thru Lane 1	Total	Bikes	Peds
PM Max Hour 16:55 - 17:55	60	788	689	1537	0	3
2 Hour Totals 16:00 - 18:00	94	1527	1283	2904	2	8

South	Left Lane 3	Thru Lane 2	Right Lane 2	Right Lane 1	Total	Peds
PM Max Hour 16:55 - 17:55	157	9	237	233	636	5
2 Hour Totals 16:00 - 18:00	299	16	457	447	1219	8

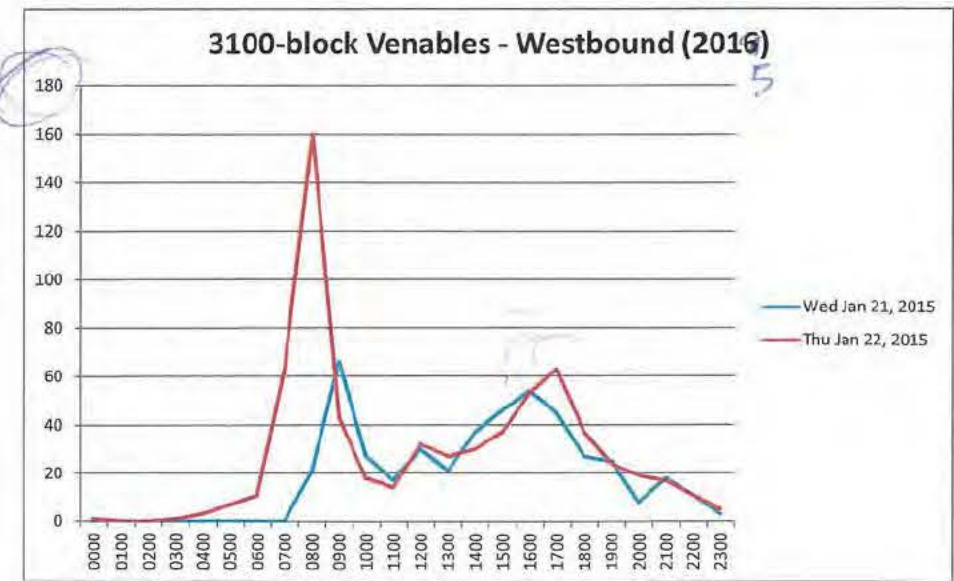
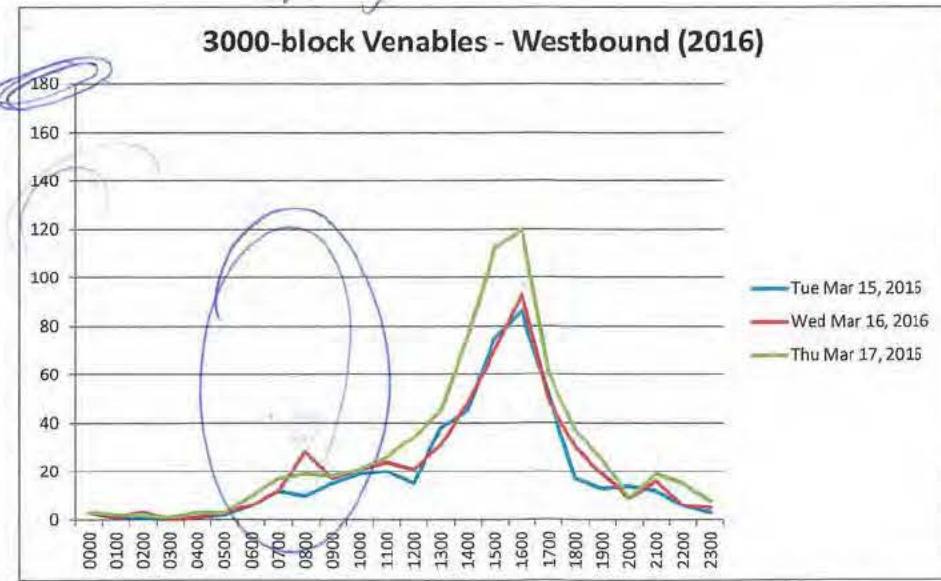
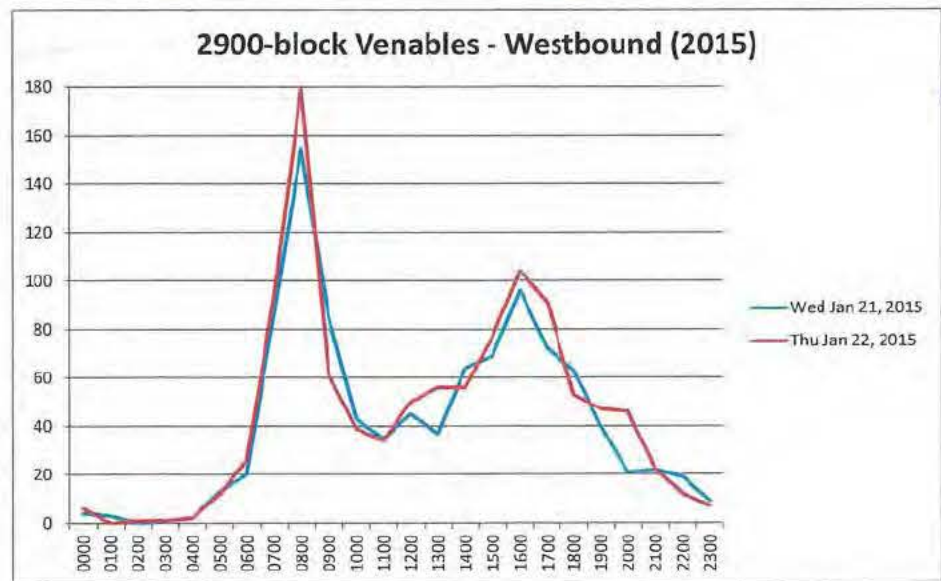

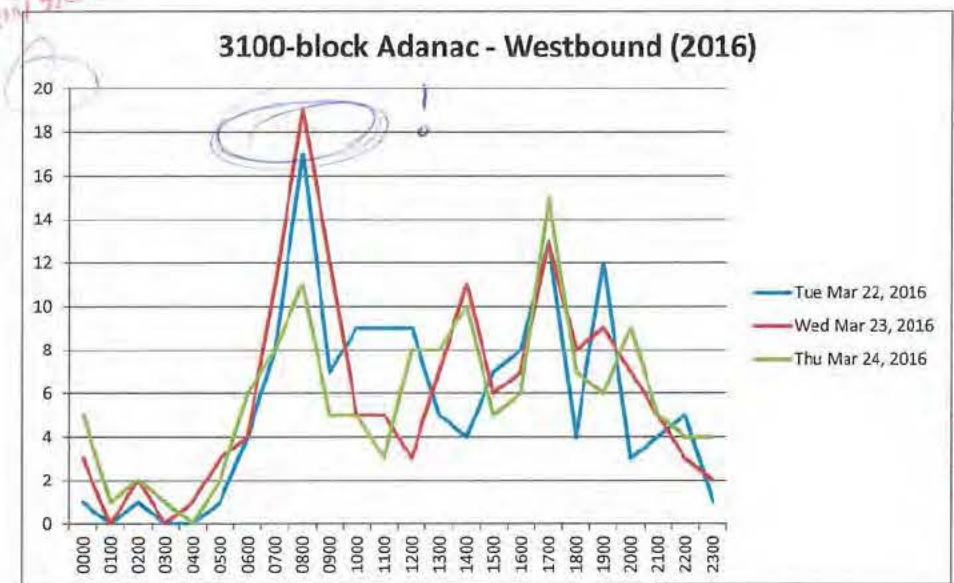
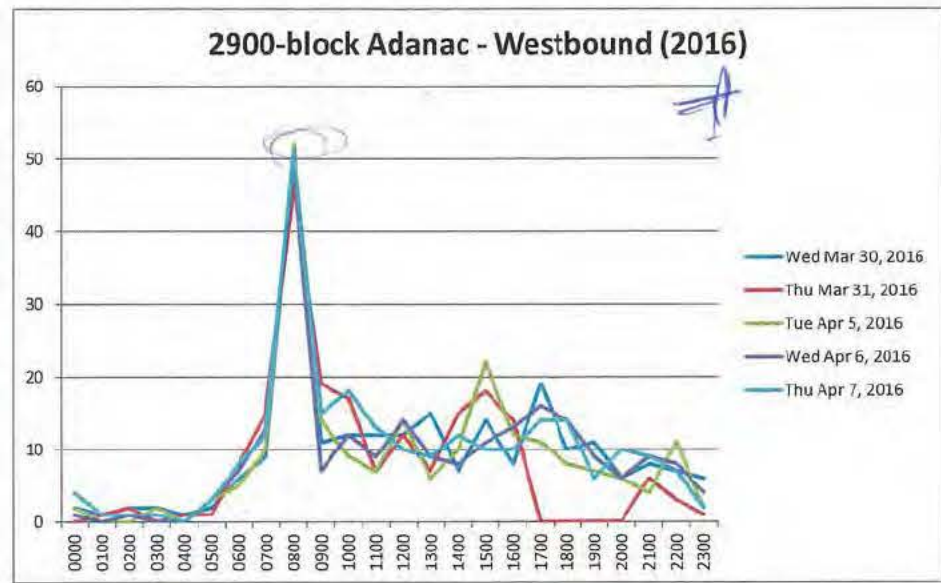
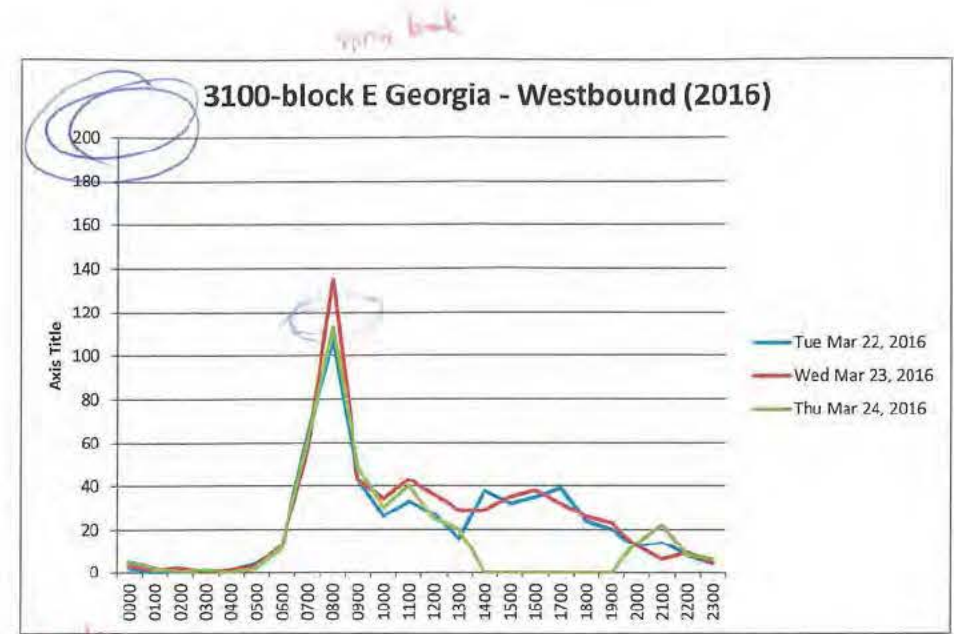

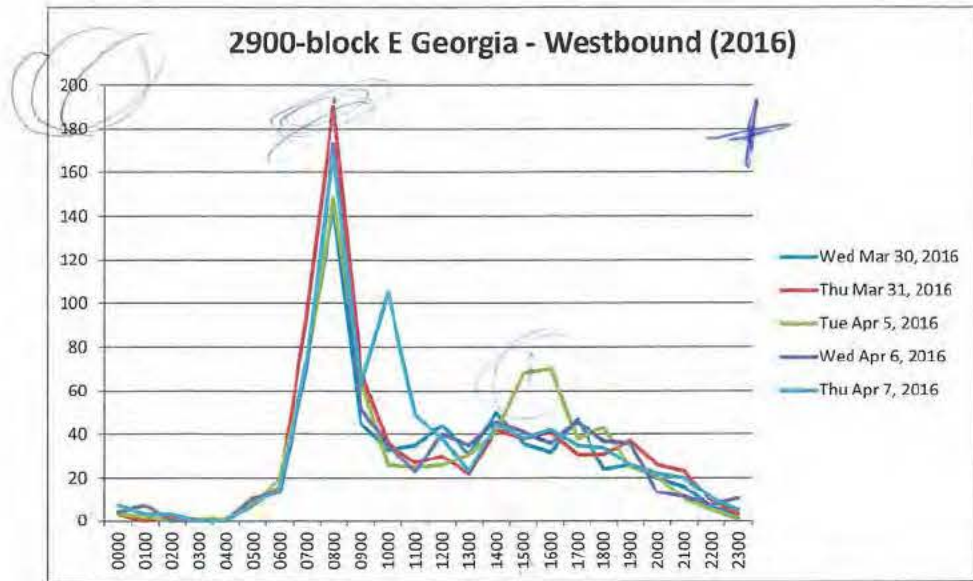
West	Thru Lane 3	Thru Lane 2	Thru Lane 1	Right Lane 1	Total	Bikes	Peds
PM Max Hour 16:55 - 17:55	127	880	832	5	1844	6	17
2 Hour Totals 16:00 - 18:00	224	1749	1658	9	3640	9	35



- school spring break (↓ school tips),
- fewer parents @ work (↓ work tips)
- more afternoon recreational tips



SEAL	DIRECTOR OF TRANSPORTATION	DATE	DATE	 ENGINEERING SERVICES TRANSPORTATION DIVISION	PROJECT NUMBER	
	TRANSPORTATION DESIGN	DATE	ENGINEER OF RECORD		ENGIS NUMBER	
	TRANSPORTATION PLANNING	DATE	DESIGNER AD	ADANAC AND CASSIAR OVERPASS CLOSURE	STREETS PROJECT NUMBER	
	TRAFFIC AND DATA MANAGEMENT	DATE	DRAFTER		REFERENCE	
	PARKING MANAGEMENT	DATE	CHECKER		SCALE 1:500 SHEET-SET	
				DESIGN VEHICLE TAC84-B12		
				BIKE FACILITIES YES <input checked="" type="checkbox"/> NO <input type="checkbox"/>	BUS ROUTE YES <input checked="" type="checkbox"/> NO <input type="checkbox"/>	TRUCK ROUTE YES <input type="checkbox"/> NO <input type="checkbox"/>
				RAILWAY CROSSING YES <input type="checkbox"/> NO <input type="checkbox"/>		



(100 driven to school?)

350

Clayton

100 local

175 other Van?

Adams 70
270

Vaults 160

275

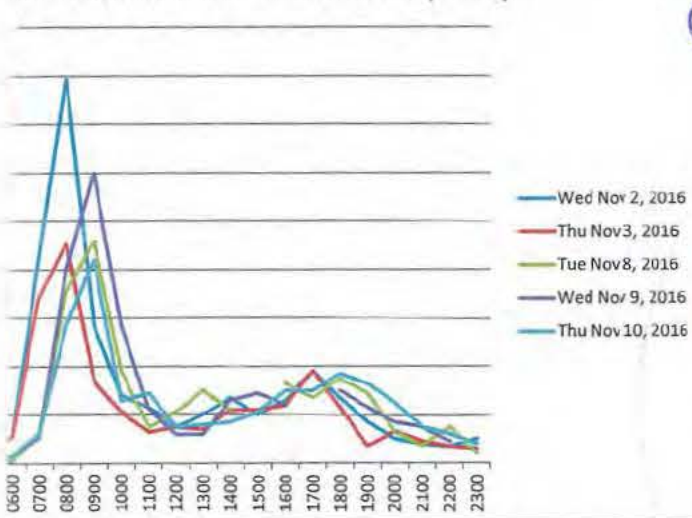
100

780

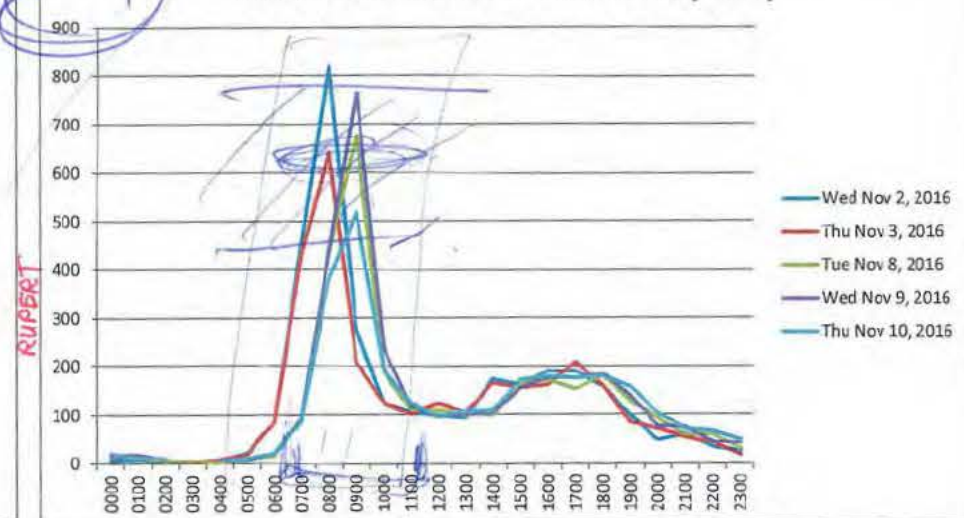
400

250

10-block Adanac - Westbound (2016)



3300-block Adanac - Westbound (2016)



600 +/- 200

~160




Vaults



Van other.

Tri-Cities/Bly.

Hoshy's
neighborhood
to Ric.



2900-block E Georgia

	Tue Mar 2	Wed Mar 3	Thu Mar 4	Tue Apr 5	Wed Apr 6	Thu Apr 7	2016
0000	1	3	7	4	3	3	4
0100	1	1	1	0	0	2	7
0200	2	0	1	2	2	0	0
0300	0	0	1	0	0	1	0
0400	0	1	0	1	0	1	0
0500	8	6	6	8	7	7	10
0600	14	10	13	14	16	20	13
0700	73	56	66	73	93	71	70
0800	109	124	104	144	190	148	173
0900	49	43	57	45	69	65	52
1000	29	46	42	33	36	26	35
1100	42	45	47	35	27	25	23
1200	31	42	29	44	30	26	40
1300	31	27	29	31	22	31	35
1400	38	37	67	50	42	41	46
1500	44	43	46	36	38	68	41
1600	39	50	44	32	41	70	36
1700	52	46	52	47	31	38	46
1800	35	38	26	24	31	43	37
1900	23	34	32	26	37	25	36
2000	12	20	20	20	26	21	13
2100	25	9	36	16	23	10	11
2200	9	10	10	6	9	5	7
2300	6	5	5	3	3	1	10
Total	673	696	741	694	776	748	745

2900-block Adanac

	Tue Mar 2	Wed Mar 3	Thu Mar 4	Tue Apr 5	Wed Apr 6	Thu Apr 7	2016
0000	1	2	2	2	0	2	1
0100	0	0	1	1	1	0	0
0200	1	2	1	2	2	0	1
0300	1	0	1	2	0	2	0
0400	0	1	0	1	1	0	0
0500	1	3	3	2	1	3	3
0600	5	4	11	6	8	5	7
0700	11	16	9	9	15	10	13
0800	18	30	23	51	46	52	49
0900	8	15	6	11	19	14	7
1000	9	9	9	12	17	9	12
1100	11	12	5	12	7	7	9
1200	12	8	4	12	12	14	14
1300	7	10	13	15	7	6	9
1400	12	10	11	7	15	10	8
1500	13	14	16	14	18	22	11
1600	15	6	11	8	14	12	13
1700	15	15	12	19	16	11	16
1800	8	14	12	10	8	14	14
1900	12	7	15	11	7	9	6
2000	7	7	10	6	6	6	10
2100	4	3	6	8	6	4	9
2200	2	4	9	7	3	11	8
2300	3	1	3	6	1	2	4
Total	176	193	193	234	193	217	223

2900-block Venables

	Wed Jan 2	Thu Jan 22, 2015	Wed Mar 3	Thu Mar 4	Tue Apr 5	Wed Apr 6	Thu Apr 7, 2016
0000	4	6	4	2	4	3	2
0100	3	0	6	1	0	1	1
0200	0	1	1	0	0	0	2
0300	1	1	0	2	0	0	3
0400	2	2	1	2	3	2	4
0500	13	12	8	10	8	13	15
0600	20	26	33	24	25	32	33
0700	85	92	109	104	89	82	111
0800	154	179	174	193	203	204	186
0900	85	61	46	72	56	68	48
1000	43	39	54	39	52	55	48
1100	35	34	42	43	38	39	54
1200	46	50	55	36	30	43	23
1300	37	56	36	33	32	39	35
1400	64	56	38	56	78	57	61
1500	69	77	58	55	56	65	51
1600	96	104	48	54	53	50	36
1700	72	91	46	37	50	43	52
1800	63	53	38	32	52	35	50
1900	40	47	41	40	29	36	21
2000	21	46	19	24	20	21	18
2100	22	22	21	23	15	16	17
2200	19	12	15	12	12	20	9
2300	9	7	8	7	10	4	8
Total	1002	1074					

2900-block

	Total Volumes
0000	9.45
0100	4.7
0200	3
0300	2.45
0400	3.05
0500	21.35
0600	51.5
0700	185.8
0800	407.35
0900	128.35
1000	109.35
1100	85.25
1200	85.5
1300	73.15
1400	112.05
1500	115.45
1600	103.15
1700	100
1800	86.7
1900	71.65
2000	47.8
2100	41.9
2200	29.25
2300	15.3
	1893.5

3100-block E Georgia

	Tue Mar 2	Wed Mar 3	Thu Mar 4	Tue Apr 5	Wed Apr 6	Thu Apr 7	Tue Apr 12, 2016
0000	2	3	5	2	4	2	1
0100	0	1	2	1	0	1	4
0200	1	2	0	0	2	1	0
0300	0	0	1	0	0	1	0
0400	1	1	0	0	0	0	1
0500	4	3	2	5	3	3	5
0600	11	12	11	12	12	19	13
0700	63	56	60	70	94	65	77
0800	107	135	113	181	221	177	202
0900	43	43	49	46	69	57	49
1000	26	34	30	27	30	28	33
1100	33	43	40	34	30	27	18
1200	27	36	25	32	27	19	32
1300	16	29	20	33	19	18	29
1400	38	29	0	45	37	42	40
1500	32	35	0	30	41	65	31
1600	35	38	0	32	35	66	38
1700	39	32	0	42	34	42	52
1800	24	26	0	19	29	40	30
1900	20	23	0	16	30	24	30
2000	12	12	14	19	23	12	14
2100	14	6	22	13	14	8	9
2200	8	9	8	5	8	9	4
2300	4	4	6	3	4	1	9
Total	560	612	408	667	766	727	720

3100-block Adanac

	Tue Mar 2	Wed Mar 3	Thu Mar 4	Tue Apr 5	Wed Apr 6	Thu Apr 7	Tue Apr 12, 2016
0000	1	3	5	2	0	1	2
0100	0	0	1	0	2	1	0
0200	1	2	2	1	2	0	1
0300	0	0	1	1	0	2	0
0400	0	1	0	1	2	0	0
0500	1	3	2	1	2	2	1
0600	4	4	6	2	5	3	4
0700	8	11	8	12	10	8	12
0800	17	19	11	23	28	22	19
0900	7	12	5	11	12	11	6
1000	9	5	5	13	6	8	11
1100	9	5	3	9	4	7	5
1200	9	3	8	11	10	7	7
1300	5	7	8	8	4	5	5
1400	4	11	10	5	10	8	5
1500	7	6	5	11	9	14	8
1600	8	7	6	7	10	9	13
1700	13	13	15	17	10	8	23
1800	4	8	7	9	3	7	10
1900	12	9	6	8	0	5	13
2000	3	7	9	3	0	6	4
2100	4	5	5	7	4	4	10
2200	5	3	4	3	4	4	3
2300	1	2	4	6	4	2	3
Total	132	146	136	6	4	2	3

3000-block Venables

	Tue Nov 3	Wed Nov 4	Tue Mar 1	Wed Mar 2	Thu Mar 3	2016
0000	3	2	3	3	3	
0100	1	2	1	1	1	
0200	1	2	1	3	2	
0300	0	0	0	0	1	
0400	0	1	1	1	3	
0500	7	6	2	3	3	
0600	21	23	6	6	10	
0700	90	66	12	12	17	
0800	173	107	10	28	19	
0900	48	46	15	17	18	
1000	30	30	19	21	21	
1100	23	18	20	24	26	
1200	26	24	15	21	34	
1300	28	24	38	31	45	
1400	32	27	45	48	75	
1500	33	29	75	70	112	
1600	28	27	86	93	120	
1700	29	20	51	49	60	
1800	31	32	17	30	37	
1900	19	18	13	19	25	
2000	17	11	14	9	9	
2100	8	12	12	16	19	
2200	13	8	6	6	15	
2300	3	1	3	5	8	
Total			465	516	684	

Spring Break

3000-block Venables

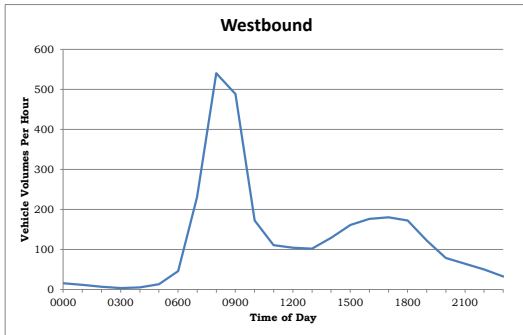
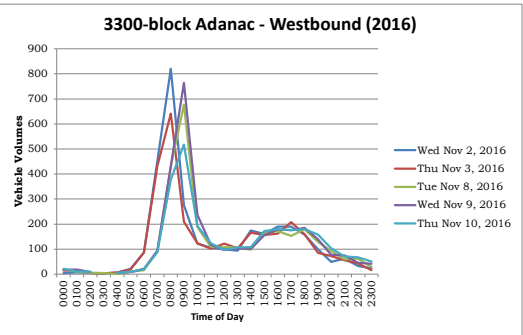
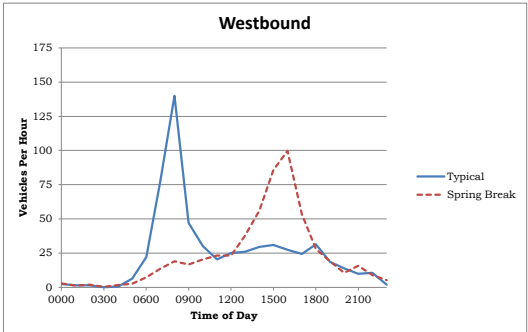
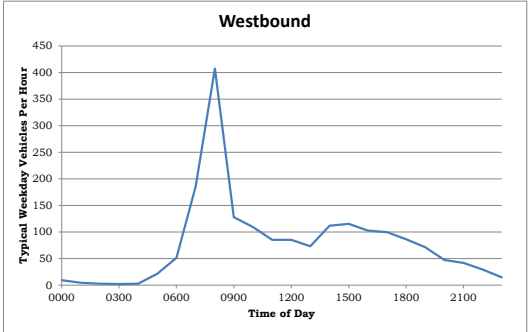
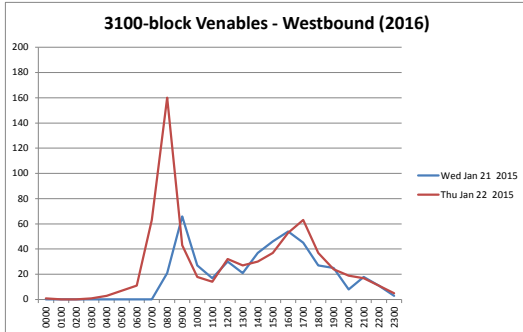
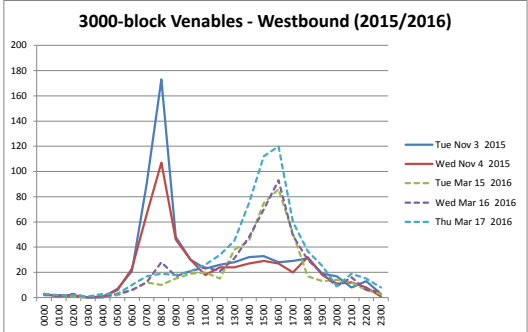
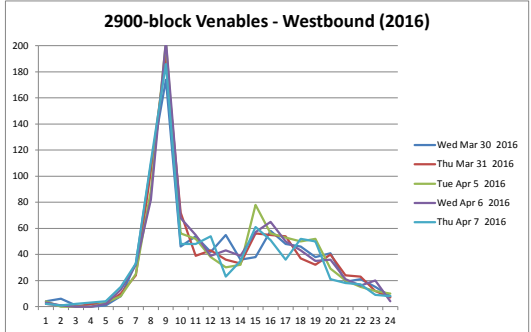
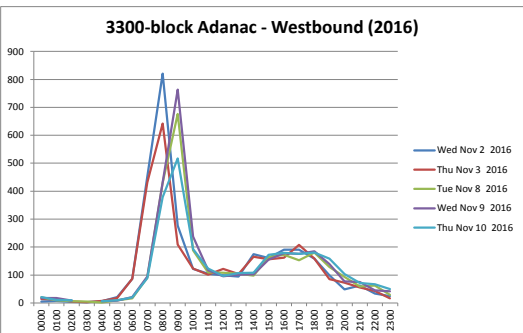
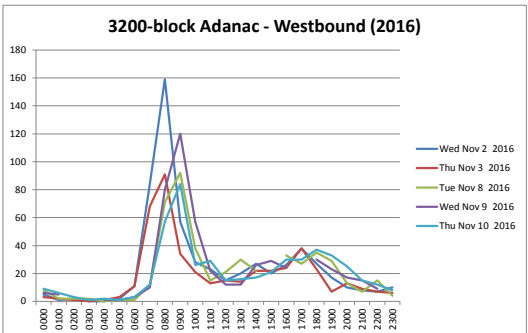
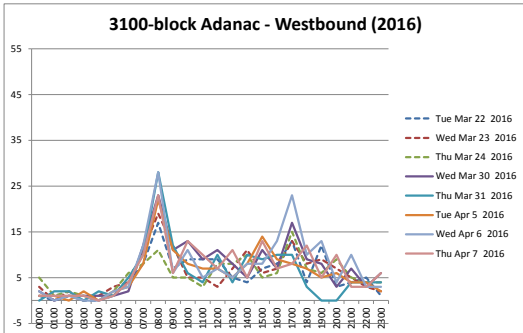
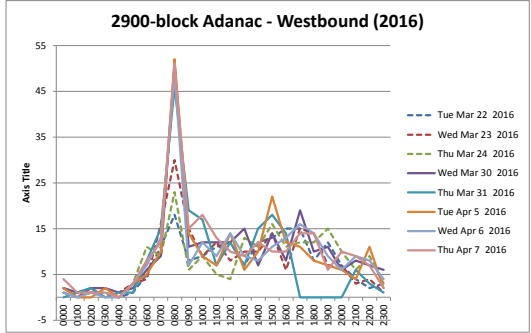
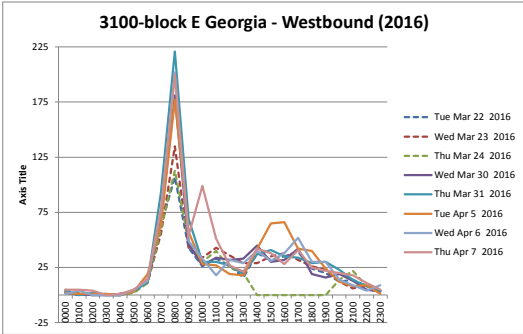
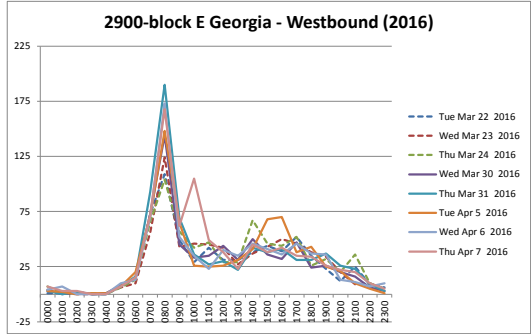
	Typical	Spring Break
0000	2.5	3
0100	1.5	1.333333
0200	1.5	2
0300	0	0.333333
0400	0.5	1.666667
0500	6.5	2.666667
0600	22	7.333333
0700	78	13.66667
0800	140	19
0900	47	16.66667
1000	30	20.33333
1100	20.5	23.33333
1200	25	23.33333
1300	26	38
1400	29.5	56
1500	31	85.66667
1600	27.5	99.66667
1700	24.5	53.33333
1800	31.5	28
1900	18.5	19
2000	14	10.66667
2100	10	15.66667
2200	10.5	9
2300	2	5.333333

3200-block Adanac

	Wed Nov 3	Thu Nov 4	Tue Nov 8	Wed Nov 9	Thu Nov 10, 2016
0000	5	3	8	6	9
0100	1	2	2	5	6
0200	2	1	2	3	3
0300	0	0	2	1	1
0400	0	1	0	1	2
0500	2	3	1	1	1
0600	11	11	1	3	3
0700	84	68	12	10	12
0800	159	91	71	80	57
0900	57	34	92	120	84
1000	28	21	38	57	26
1100	23	13	15	22	29
1200	15	15	21	12	15
1300	20	14	30	12	16
1400	27	22	22	26	17
1500	20	22	29	21	21
1600	26	24	33	24	30
1700	38	38	27	30	37
1800	27	23	35	30	37
1900	17	7	29	23	33
2000	10	13	13	17	25
2100	8	9	7	15	15
2200	7	7	15	9	12
2300	10	6	4	8	8
Total	597	448	480	502	492

3100-block Venables

|--|--|



2900-block E Georgia

	Wed Mar 3	Thu Mar 3	Tue Apr 5,	Wed Apr 6	Thu Apr 7,	2016
0000	5	2	0	1	5	
0100	1	0	3	1	0	
0200	1	3	0	0	0	
0300	0	0	0	1	1	
0400	3	2	1	4	4	
0500	2	1	2	1	3	
0600	3	3	3	2	2	
0700	13	13	16	12	12	
0800	35	35	36	27	32	
0900	22	24	14	25	16	
1000	22	10	11	10	21	
1100	24	16	21	23	18	
1200	18	25	24	18	32	
1300	29	27	29	26	27	
1400	41	40	42	32	30	
1500	59	77	66	74	53	
1600	72	69	70	74	51	
1700	78	75	66	73	56	
1800	52	62	48	55	53	
1900	23	29	24	24	18	
2000	14	18	26	16	21	
2100	18	13	9	29	17	
2200	9	18	9	14	11	
2300	12	7	8	8	7	
Total	556	569	528	550	490	

2900-block Adanac

	Wed Mar 3	Thu Mar 3	Tue Apr 5,	Wed Apr 6	Thu Apr 7,	2016
0000	4	3	4	2	4	
0100	1	2	0	2	1	
0200	0	0	0	0	0	
0300	1	0	0	0	0	
0400	1	0	1	1	2	
0500	2	1	1	1	1	
0600	1	3	0	1	2	
0700	6	7	6	2	4	
0800	10	8	13	16	11	
0900	3	6	7	6	10	
1000	10	10	5	3	4	
1100	11	6	7	4	5	
1200	11	11	9	10	11	
1300	8	10	7	9	7	
1400	11	7	17	14	9	
1500	11	18	13	17	19	
1600	17	10	12	15	13	
1700	18	0	17	17	15	
1800	12	0	18	12	21	
1900	11	0	5	10	15	
2000	11	0	8	7	4	
2100	3	7	6	8	6	
2200	6	2	4	7	8	
2300	6	5	4	5	5	
Total	175	116	164	169	177	

2900-block Venables

	Wed Jan 2	Thu Jan 22,	2015	Wed Mar 3	Thu Mar 3	Tue Apr 5,	Wed Apr 6	Thu Apr 7,	2016
0000	8	6		10	12	8	7	10	
0100	3	1		2	4	4	6	3	
0200	0	1		3	3	1	2	4	
0300	1	1		2	1	1	2	3	
0400	2	2		0	2	3	0	4	
0500	2	2		2	4	2	1	2	
0600	3	3		7	7	8	6	7	
0700	15	19		20	14	16	11	18	
0800	33	32		55	52	67	51	47	
0900	19	20		25	23	27	35	30	
1000	18	22		28	25	26	22	31	
1100	15	16		34	24	41	25	29	
1200	21	26		53	35	37	37	28	
1300	30	48		61	44	43	41	44	
1400	52	52		59	79	68	72	68	
1500	74	96		111	121	142	145	135	
1600	110	86		158	175	149	150	155	
1700	112	92		155	176	157	191	183	
1800	65	46		76	104	76	103	74	
1900	33	40		55	51	37	56	45	
2000	21	52		41	37	45	46	39	
2100	28	18		39	35	32	39	39	
2200	17	17		22	18	26	26	24	
2300	8	9		8	12	11	15	15	
Total	690	707							

2900-block

	Total Volumes
0000	15.5
0100	5.8
0200	3.4
0300	2.45
0400	5.85
0500	5.25
0600	10.6
0700	33.5
0800	99.9
0900	54.7
1000	46.7
1100	57.75
1200	71.65
1300	81.95
1400	118.95
1500	211.6
1600	238.85
1700	258.75
1800	156.35
1900	82.65
2000	68.1
2100	59.75
2200	41.65
2300	25.6
	1757.25

3100-block E Georgia

	Tue Mar 2	Wed Mar 3	Thu Mar 2	Wed Mar 3	Tue Apr 5,	Wed Apr 6	Thu Apr 7,	Tue Apr 12,	2016
0000	2	2	2	3	1	2	0	3	1
0100	2	2	2	2	1	2	1	2	1
0200	0	2	2	1	3	1	0	0	0
0300	0	0	1	0	0	0	0	0	0
0400	0	1	1	1	1	1	1	1	0
0500	1	0	1	2	0	2	0	0	1
0600	4	4	2	5	3	10	1	6	2
0700	12	9	9	16	22	14	18	14	11
0800	28	26	29	46	36	38	42	46	51
0900	14	16	18	16	22	17	24	18	20
1000	14	16	17	20	8	12	14	16	18
1100	19	21	21	22	15	24	17	15	27
1200	22	29	29	24	23	29	23	29	20
1300	24	21	16	27	20	28	20	27	21
1400	28	39	0	32	37	41	36	34	43
1500	61	58	0	77	94	83	95	95	79
1600	103	97	0	99	106	113	119	83	110
1700	80	107	0	120	120	116	120	101	98
1800	39	60	0	52	69	45	54	53	46
1900	14	24	0	22	28	27	21	22	24
2000	12	12	9	14	18	17	11	20	29
2100	16	16	16	18	13	5	24	17	11
2200	8	12	11	5	11	8	13	10	4
2300	3	3	4	7	5	4	4	3	6
Total	506	577	189	631	656	639	658	615	623

3100-block Adanac

	Tue Mar 2	Wed Mar 3	Thu Mar 2	Wed Mar 3	Tue Apr 5,	Wed Apr 6	Thu Apr 7,	Tue Apr 12,	2016
0000	0	4	2	2	0	0	2	3	0
0100	1	2	0	1	4	1	1	1	1
0200	0	0	1	0	0	0	0	0	1
0300	2	3	2	0	0	0	0	0	0
0400	1	0	0	0	0	0	0	1	0
0500	0	0	1	1	0	0	0	1	2
0600	1	0	2	2	1	3	0	2	2
0700	4	3	4	4	5	4	2	5	8
0800	8	13	4	12	9	11	21	14	10
0900	9	9	4	4	7	9	9	10	8
1000	8	9	4	10	10	7	4	4	9
1100	7	8	6	7	7	11	5	5	4
1200	8	6	4	11	10	9	8	11	6
1300	7	10	7	8	10	2	7	5	9
1400	8	8	9	14	10	14	12	12	10
1500	17	14	13	11	26	14	22	19	17
1600	14	15	29	16	17	28	25	21	22
1700	15	24	19	19	27	18	28	20	29
1800	15	13	8	10	6	16	17	13	13
1900	8	3	11	10	0	7	14	11	4
2000	5	6	3	10	0	4	9	7	5
2100	6	5	6	5	5	2	4	3	3
2200	5	3	7	3	8	9	4	4	2
2300	1	1	4	4	2	3	4	4	2
Total	150	159	150	164	164	172	198	176	167

3000-block Venables

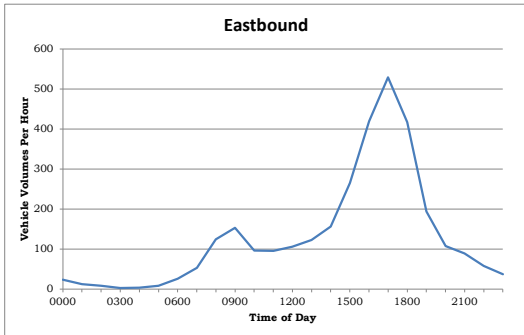
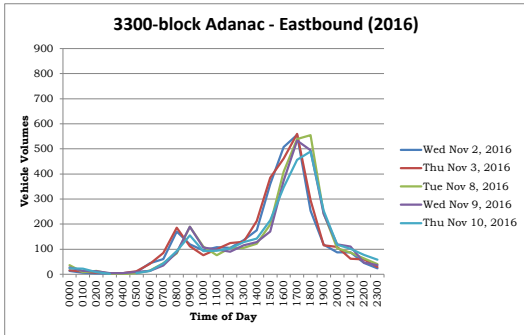
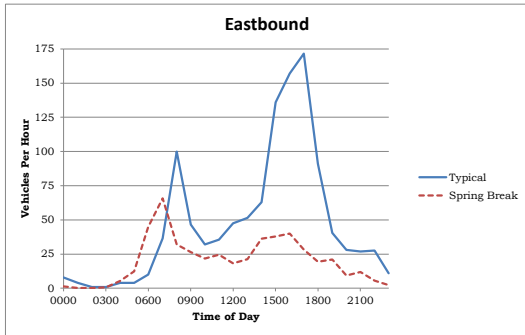
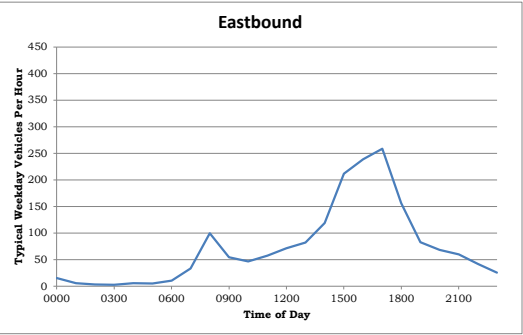
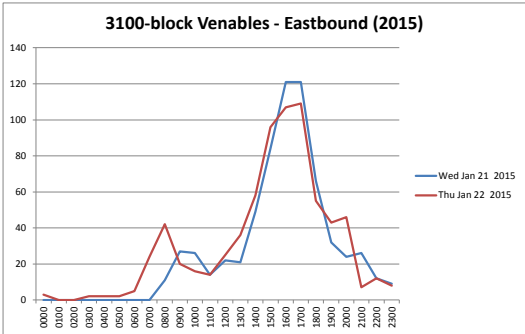
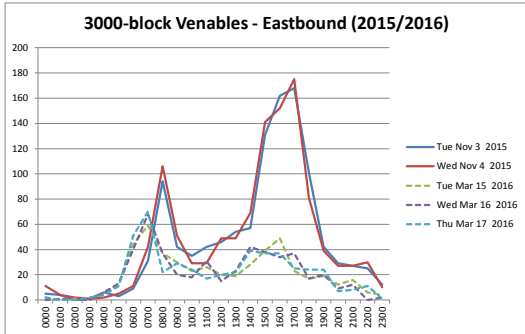
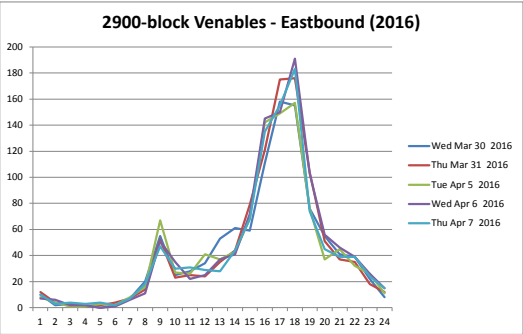
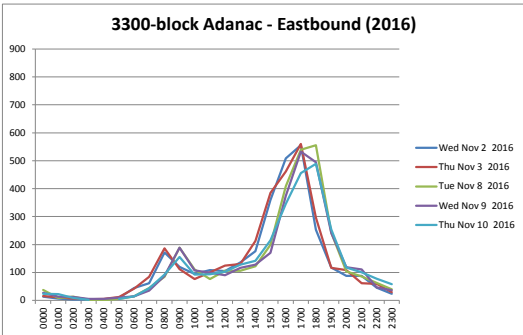
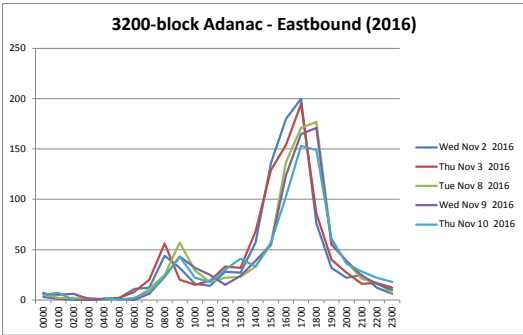
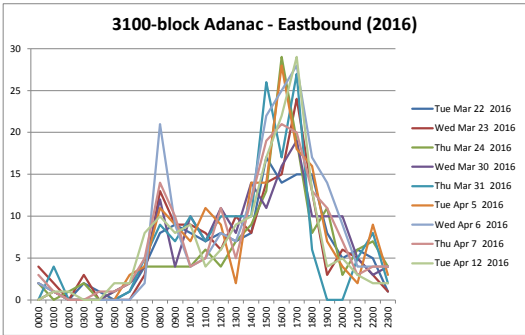
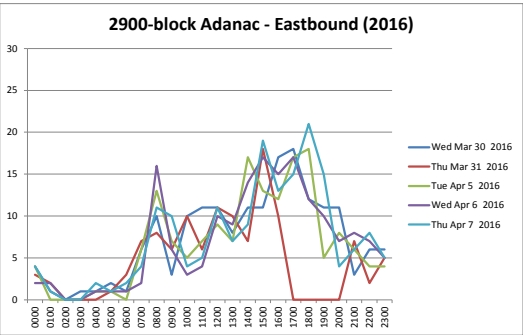
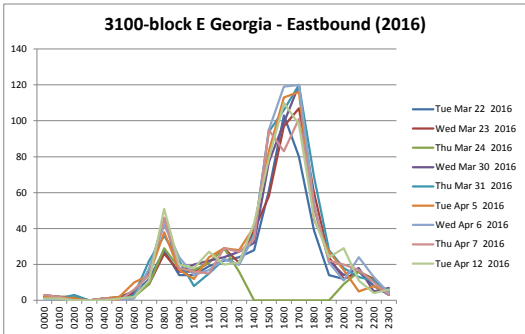
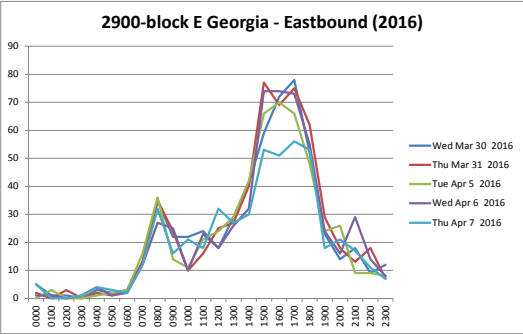
	Tue Nov 3	Wed Nov 3	Tue Mar 1	Wed Mar 17,	2016
0000	5	11	2	0	2
0100	4	4	0	1	0
0200	0	2	1	0	0
0300	1	1	0	0	2
0400	6	2	6	6	4
0500	3	5	13	13	11
0600	9	11	44	40	51
0700	31	42	59	68	70
0800	94	106	37	37	22
0900	42	51	30	20	29
1000	35	29	23	18	24
1100	42	29	26	31	17
1200	46	49	20	15	20
1300	54	49	19	23	22
1400	57	69	28	42	39
1500	131	141	39	38	37
1600	162	152	49	34	37
1700	168	175	23	37	25
1800	101	81	17	17	24
1900	42	39	19	20	24
2000	29	27	12	9	7
2100	27	27	16	12	8
2200	25	30	6	0	11
2300	12	10	4	2	1
Total			493	483	487

3000-block Venables

	Typical	Spring Break
0000	8	1.333333
0100	4	0.333333
0200	1	0.333333
0300	1	0.666667
0400	4	5.333333
0500	4	12.333333
0600	10	45
0700	36.5	65.66667
0800	100	32
0900	46.5	26.33333
1000	32	21.66667
1100	35.5	24.66667
1200	47.5	18.33333
1300	51.5	21.33333
1400	63	36.33333
1500	136	38
1600	157	40
1700	171.5	28.33333
1800	91	19.33333
1900	40.5	21
2000	28	9.333333
2100	27	12
2200	27.5	5.666667
2300	11	2.333333

3200-block Adanac

	Wed Nov 3	Thu Nov 3	Tue Nov 8	Wed Nov 9	Thu Nov 10, 2016
0000	3	7	6	6	5
0100	1	1	2	5	7
0200	0	2	2	6	0
0300	0	0	2	1	0
0400	0	1	0	1	2
0500	2	2	1	1	0
0600	11	8	1	0	2
0700	12	20	11	6	8
0800	44	56	25	23	23
0900	32	20	57	43	43
1000	16	15	29	32	22
1100	14	19	18	25	18
1200	28	33	22	15	30
1300	27	32	23	24	41
1400	57	68	33	39	33
1500	136	129	55	55	57
1600	180	154	137	124	103
1700	200	195	171	165	153
1800	76	86	177	171	149
1900	32	40	59	55	61
2000	22	27	38	39	36
2100	25	16	21	24	28
2200	12	17	17	16	22
2300	6	12	7	10	18
Total	936	960	914	886	861



Existing AM

Renfrew & Hastings 3/5/2015		In 382	Out 1,096
		↑ 454	
		← 1,425	
		↓ 150	
Out 1,519	10 ←	245 ↓	127 →
In 955		52 ↑	← 84
		854 →	↑ 590
		48 ↓	→ 85
		Out 444	In 759

Windermere & Hastings 12/1/2009		In 0	Out 0
		↑ 0	
		← 2,086	
		↓ 11	
Out 2,107	←	↓	→
In 875		0 ↑	← 21
		866 →	↑ 0
		9 ↓	→ 82
		Out 20	In 103

Cassiar Connector & Hastings 3/18/2014		In 502	Out 992
		↑ 694	
		← 1,204	
		↓ 36	
Out 1,722	30 ←	25 ↓	447 →
In 624		102 ↑	← 488
		393 →	↑ 196
		129 ↓	→ 42
		Out 190	In 726

Boundary & Hastings 11/9/2009		In 340	Out 129
		↑ 39	
		← 1,852	
		↓ 217	
Out 2,288	75 ←	259 ↓	6 →
In 909		32 ↑	← 361
		640 →	↑ 58
		237 ↓	→ 87
		Out 713	In 506

2800-Block E Georgia
3/30/2016

← 196
→ 13

2900-Block E Georgia
3/30/2016

← 144
→ 35

3100-Block E Georgia
3/22/2016

← 107
→ 28

Renfrew & Adanac 1/27/2015		In 507	Out 805
		↑ 17	
		← 31	
		↓ 11	
Out 95	21 ←	477 ↓	9 →
In 44		8 ↑	← 43
		12 →	↑ 780
		24 ↓	→ 2
		Out 512	In 825

2900-Block Adanac
3/30/2016

← 51
→ 10

3100-Block Adanac
3/22/2016

← 17
→ 8

2800-Block Venables
3/21/2016

← 49
→ 22

2900-Block Venables
1/27/2015

← 154
→ 33

3100-Block Venables
1/22/2015

← 160
→ 42

Renfrew & 1st 12/10/2009		In 733	Out 621
		↑ 48	
		← 1,872	
		↓ 46	
Out 2,041	80 ←	584 ↓	69 →
In 1,953		35 ↑	← 89
		1,870 →	↑ 538
		48 ↓	→ 64
		Out 678	In 691

Rupert & Adanac 10/6/2016		In 33	Out 282
		↑ 275	
		← 111	
		↓ 392	
Out 112	0 ←	7 ↓	26 →
In 50		4 ↑	← 1
		45 →	↑ 3
		1 ↓	→ 70
		Out 400	In 74

Cassiar & Adanac No data		In 0	Out 0
		↑	
		←	
		↓	
Out 0	←	↓	→
In 0		↑	←
		0 →	↑
		↓	→
		Out 0	In 0

3600-Block Adanac
4/27/2012

← 275
→ 146

Boundary & Adanac 2/6/2014		In 1,050	Out 762
		↑ 32	
		← 0	
		↓ 0	
Out 268	268 ←	782 ↓	0 →
In 139		45 ↑	← 0
		0 →	↑ 685
		94 ↓	→ 2
		Out 876	In 687

Rupert & 1st 5/13/2010		In 787	Out 14
		↑ 0	
		← 1,713	
		↓ 35	
Out 1,922	72 ←	439 ↓	276 →
In 1,956		1 ↑	← 137
		1,901 →	↑ 13
		54 ↓	→ 429
		Out 528	In 579

Trans-Canada Hwy & 1st 4/23/2014		In 0	Out 526
		↑ 238	
		← 651	
		↓ 54	
Out 1,776	←	288 ↓	→
In 2,997		1,316 →	← 1,125
		1,393 ↓	↑ 0
		↓	→ 102
		Out 1,447	In 1,227

Boundary & 1st 12/9/2009		In 1,196	Out 929
		↑ 33	
		← 428	
		↓ 61	
Out 1,257	456 ←	724 ↓	18 →
In 1,085		382 ↑	← 373
		343 →	↑ 514
		360 ↓	→ 60
		Out 1,145	In 947

Renfrew & Hastings				In	Out					
3/5/2015				732	770					
Out	37	345	350	↑	143					
				←	848					
				↓	70					
In				←	↑					
1 920				104	533	→				
				118						
				Out	In					
				469	755					

2900-Block E Pender			
3/30/2016		←	37
	65	→	

2900-Block E Georgia			
3/30/2016		←	47
	78	→	

Renfrew & Adanac				In	Out					
1/27/2015				643	624					
Out	8	602	33	↑	4					
				←	6					
				↓	5					
In				←	↑					
29				15	6 5 14					
				↓						
				Out	In					
				615	644					
30				17	8					
				↓						

2900-Block Adanac			
3/30/2016		←	19
	18	→	

3100-Block Adanac			
/22/2016		←	7
17		→	

Windermere & Hastings				In	Out
12/1/2009				0	0
Out				↑ 0	
1 101	←	↓		← 1,064	In 1 087
In		0	↑	↓ 23	
2 281		2,229	→	←	↑
		52	↓	37	0
					95

600 Block Windermere	
6/7/2016	
44	↑
↓	38

3100-Block E Georgia			
/22/2016		←	35
103		→	

Rupert & Adanac				In	Out					
10/6/2016				167	55					
Out	30	4	11	↑	50					
				←	22					
				↓	111					
In				←	↑					
164				4	4	194				
				↓						
				Out	In					
				123	202					

Cassiar Connector & Hastings				In	Out					
3/18/2014				789	645					
Out	39	57	693	↑	506					
				←	580					
				↓	53					
In				←	↑					
1 777				301	18 52					
				↓						
				Out	In					
				574	371					

Cassiar & Adanac		In	Out							
No data		0	0							
Out	0	←	↓	↑						
				←						
				↓						
In				←	↑					
0					→					
				↓						
				Out	In					
				0	0					

3600 Block Adanac			
4/27/2012			
427		←	
→			116

Boundary & Hastings				In	Out
11/9/2009				295	346
Out	38	227	30	↑ 23	
1 096	←	↓	↑	820	In
				↓ 175	1 018
In		113	↑	←	↑
2 153		1 742	→	238	210
		298	↓		122
					Out
					700
					In
					570

Boundary & Adanac				In	Out					
2/6/2014				689	1 146					
Out	78	611	0	↑	8					
				←	0					
				↓	0					
In				←	↑					
373				191	0	947	13			
				0	→					
				182	↓					
				Out	In					
				793	960					