

From: ["Mochrie, Paul" <Paul.Mochrie@vancouver.ca>](mailto:Paul.Mochrie@vancouver.ca)  
To: ["Direct to Mayor and Council - DL"](#)  
Date: 12/19/2022 12:08:10 PM  
Subject: [Memo #3 2023 Current State Budget Response to Questions](#)

---

Dear Mayor and Council,

Attached is the 3rd memo responding to questions and requests for additional information regarding the 2023 Current State Budget. As well, a summary of prior Budget memos has been attached providing a reference to all the budget memos in one place.

The following information is included in this memo:

1. City Grants - ACCS Grants and Administration costs plus other City Grants
2. 2023 VPD Draft Current State, Current State plus Council motion, and Board Proposed Operating Budget
3. Break down of \$1.6M related to Culture I Shift
4. Cultural Food assets, Punjabi Market revitalization, South Asian apology in Draft Current State Budget
5. Break down of 0.5% Property tax increase to enhance funding supports for the City's opioid crisis

Should you have any questions regarding the above, please feel free to contact me or Patrice Impey.

**Paul Mochrie** (he/him)  
City Manager  
City of Vancouver  
[paul.mochrie@vancouver.ca](mailto:paul.mochrie@vancouver.ca)



The City of Vancouver acknowledges that it is situated on the unceded traditional territories of the xʷməθkʷəy̍əm (Musqueam), Sḵwx̱w̱ú7mesh (Squamish), and səliłwətaʔ (Tseil-Waututh) Nations.

# Appendix 1

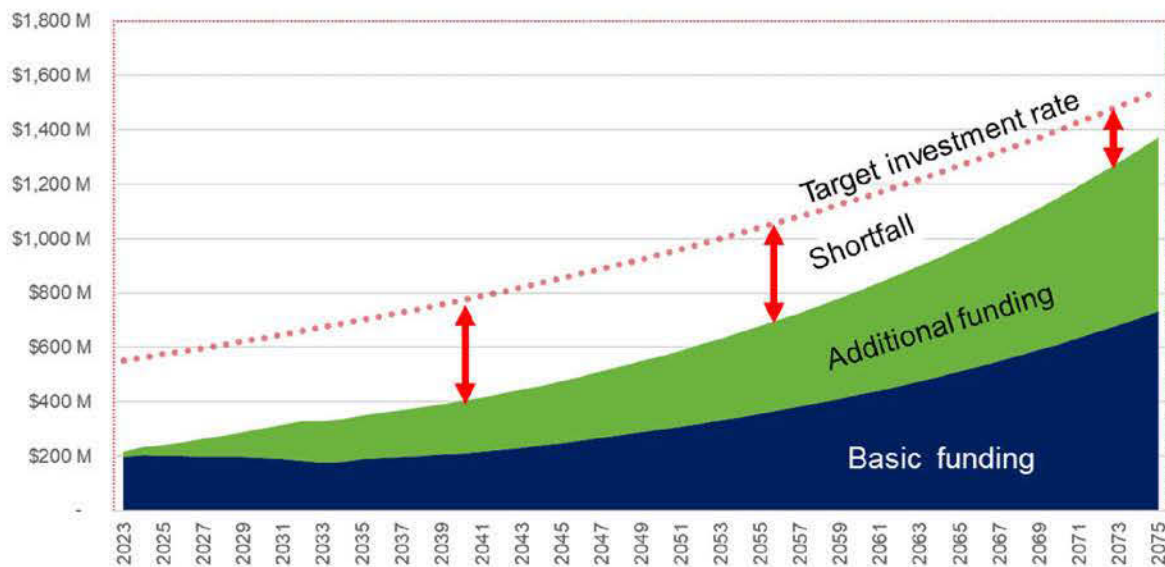
## MEMO #1 Responses to Questions from the Council meeting November 29<sup>th</sup> and 21<sup>st</sup> (sent December 5<sup>th</sup>, 2022):

### A. Multi-Year Planning & Current State Budget

#### 1. What is the Infrastructure deficit? And how long will it take us to close the gap? (Councillor Kirby-Yung)

The infrastructure deficit as presented in the 2023-2026 capital plan is a simplified assessment of the difference between the annualized cost to maintain and renew the City's existing asset base (replacement cost divided by effective average useful live) and the City's annual taxes & fees funding allocated to support asset management.

The targeted increase of ~1% for tax & ~5% for water & sewer fees in the City's financial capacity is dedicated for renewal & maintenance of existing assets. The effectiveness of this approach in addressing the infrastructure gap over time depends on various factors including the level of cost escalation associated with infrastructure renewal and expansion of the asset base. As well, senior government infrastructure funding programs will be a factor in closing the gap. Since 2019, a **1% property tax increase and 5% overall utility fee increase per year** has been dedicated towards asset renewal. The chart below represents the gap related to tax supported capital investments and reduction of the gap over time with this additional funding.



#### 2. What are the user fees required to balance the budget? Share the strategy around parking revenue. What would it look like if we were to increase fees? (Councillor Bligh)

The City charges a number of user fees, including Program fees such as recreation fees, development permit fees, and licence fees and others. In previous years' budget consultation,

residents and businesses have consistently expressed a preference for introducing new user fees or increasing existing user fees as a means to balance the budget. In the current state budget, fees are projected to increase by 3% -5% in line with cost recovery. In some areas, such as Engineering fees, where service cost has increased by a greater amount, fee increases may be higher.

Pay parking is a tool used to manage curb space to help ensure there is parking available near destinations. This supports customers and businesses, and minimizes searching for parking and the associated congestion and air pollution.

Parking meter rates are initially set at \$1/hr in new areas, and then are adjusted annually up or down based on demand. Demand is determined on an individual block by block basis. If parking occupancy on a particular block is less than 60% full, the rates go down by \$1/hr. Conversely, if parking occupancy is over 85% full, the rates go up by \$1/hr. Parking occupancy data is collected throughout the year via in-person counts to inform these rate adjustments. Parking meter rate adjustments for 2023 are anticipated to generate an additional \$750,000 in revenue.

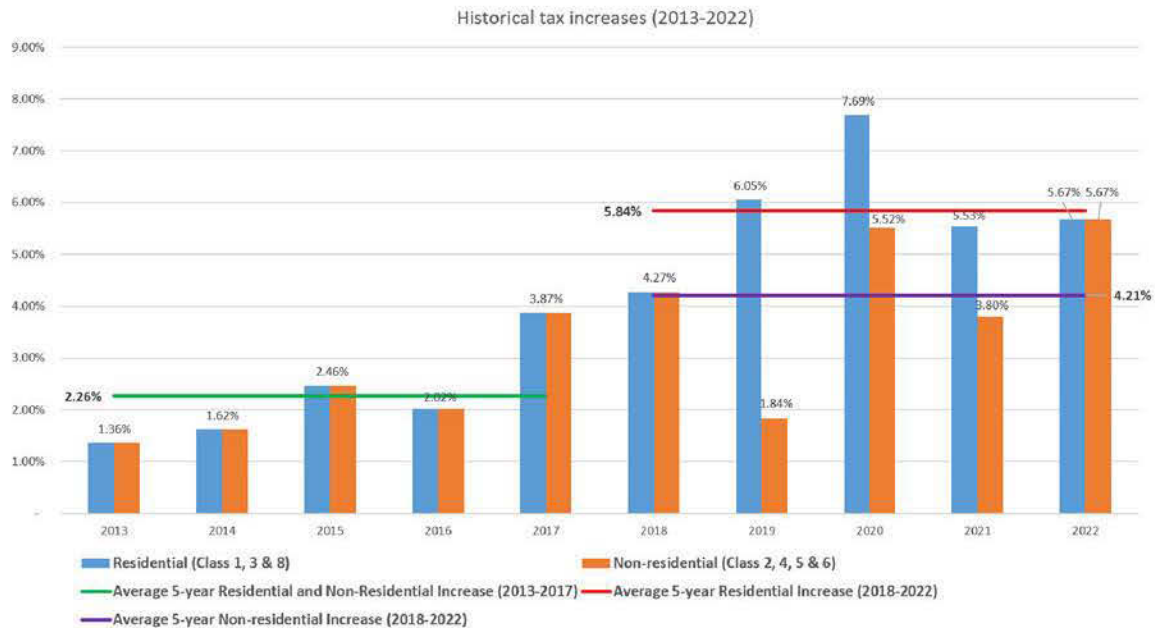
Structurally, on-street parking activity has not returned to pre-pandemic levels. With ongoing work from home and hybrid work models, there are fewer people going to in-person meetings or running errands during lunch or after work. The pandemic has also grown curbside pick-up and online delivery models, resulting in fewer trips to shop or eat at brick-and-mortar locations.

As pay parking rates already go up and down based on demand, increasing rates arbitrarily does not necessarily have a direct correlation to increased revenue as drivers do have other options (not owned by the city), and may choose to park further away or in cheaper locations. Opportunities for increasing revenue may be to:

- Increase the cheapest pay parking rates from \$1/hr to \$2/hr. This could generate around \$9.5M in additional revenue, assuming parking usage/behaviour remains the same.
- Increase the Congestion and Curbside Management Permit fee, which is a fee charged on each ride hailing trip that picks up or drops off within the Metro core from 7am to 7pm. Currently the fee is \$0.15 to \$0.30; doubling this fee could generate around \$2M in additional revenue, assuming the number of ride hailing trips remains the same.
- Residential parking permit fees (outside of the west end) could be further increased, to be closer to market rates. West End permits have been increased in the past, but other areas are lower, relative to market rates. The cheapest permits are only \$50/year, which is significantly lower than the cost of renting a parking space within a building. A 10% increase could generate around \$100,000 in additional revenue and a 100% increase could generate around \$1M in additional revenue, assuming the number of permit holders remains the same.

**3. What are the cost drivers for changes in property tax in the last 10 years? What's changed from historical increases of 2.0%-2.5% to current levels of 5.0%-7.0%? (Councillor Dominato and Mayor Sim)**

From 2013 to 2017, the City has seen an average property tax rate of 2.5%. The time from 2013-2017 followed on the financial crisis and was a period of economic recovery characterized by low inflation and the budget paralleled this environment. Wages were going up higher than inflation. The City made a number of transformative changes through Vancouver Services Review (VSR) such as created shared services to standardize and reduce duplication, automation of processes and establishment of Supply chain management and Strategic procurement. The calculations of fees were updated to ensure fees were covering costs and not being subsidized by Property Taxes.



From 2018-2022, property tax has shown an increasing trend over the past 5 years, ranging from 4.3% to 7.0%. Wages were increasing above inflation. There were additional investments to address service gaps in public safety through additional staffing for the Vancouver Police Department and Vancouver Fire and Rescue Services, as part of the multi-year operational review implementation and to address the ongoing poisoned drug crisis through funding Fire medic 11, the Captain - strategic Health initiatives position and the Combined Overdoes Response team. Beginning with the 2019-2022 capital plan, Council approved an additional 1% property tax increase each year to fund infrastructure renewal as part of a long-term strategy to address the infrastructure deficit. Funding was provided to support the operating impact of new facilities that have been completed and now need to be operated and maintained on an ongoing basis as well as increased cost of services and staffing to achieve compliance with Living wage guidelines for staff and contracted services. In addition, investments were made to improve service levels and support improved street cleaning services to respond to increased demand, which includes 5 litter pickup and street sweeping in the downtown core and tourist areas. There



was growth in certain expenses at rates above CPI – public safety compensation costs and other fixed costs.

**Looking forward to 2023-2027**, If no adjustments are made, based on the City’s 5 year financial plan, Property tax increases are estimated to increase on average by 7% for the period 2023 to 2027 and utility rates are estimated to increase by 10% on average. The growth in property tax increases is mainly driven by the following factors:

- ~2% Public safety related costs such as funding for additional firefighters and police officers in the line with the original operational reviews for years 2024 to 2026 (not including the council motion for 100 officers and 100 nurses).
- ~1% additional funding for renewal and maintenance of infrastructure and public amenities to ensure they meet the needs of the public and remain in an appropriate state of good repair, as outlined in the 2023-2026 Capital Plan
- ~1% to build back the general stabilization reserve to a healthy level of 16% of non-utility revenue
- ~3% increased fixed cost funding across City services and risks around uncertain costs for the whole City

The City is focused on a multi-year strategic planning approach to enable a sustainable budget for future years whilst continuing towards long term efficiencies. The City must do this while considering the continued property tax pressures from the need to increase core City service like VPD and VFRS, additional funding for the renewal of infrastructure, increased operating costs to support increased assets, and the need to rebuild City reserves to healthy levels.

In addition, the City will continue to seek to reduce/eliminate some services and opportunities to increase revenues in order to achieve a property tax increase below 7% over the next few years. In January 2023, Council will have the opportunity to set priorities and its related financial impacts for the City with a multi-year and sustainable budgeting lens.

**5. What is the insurance Premiums breakdown and provide further detail on why it was so high? (Councillor Montague)**

Insurance premiums included in the 2023 Draft Current State Budget represents an overall increase of 12% in insurance premium rates. This increase is mainly driven by 10% increase for Property, Boiler & Maintenance, 28% increase to Liability premiums, 13% increase for Cyber Risk Insurance premiums. This translates to a \$0.8M increase from 2022 based on total insurance premium budget of ~\$7M as summarized below.

<b>Insurance premium budget (in \$ millions)</b>	<b>2022 Restated Budget</b>	<b>2023 Current State Budget</b>	<b>Net Change (\$)</b>	<b>Net Change (%)</b>
<i>Property &amp; Boiler and Maintenance</i>	\$ 5.80	\$ 6.39	\$ 0.59	10%
<i>Liability (incl AD&amp;D Volunteers &amp; Elected Officials)</i>	\$ 0.51	\$ 0.65	\$ 0.14	28%
<i>Cyber Risk Insurance</i>	\$ 0.18	\$ 0.20	\$ 0.02	13%
<i>Hull &amp; Machinery for Fireboats</i>	\$ 0.10	\$ 0.10	\$ 0.01	7%
<i>Hull &amp; Machinery for police boats</i>	\$ 0.03	\$ 0.04	\$ 0.01	26%
<b>Total Insurance Budget</b>	<b>\$ 6.61</b>	<b>\$ 7.38</b>	<b>\$ 0.77</b>	<b>12%</b>

**\*excludes insurance for fleet vehicles**

**6. Previous council had directed washrooms strategy, when that strategy might come to council and what they would look like? What the delay would look like if we don't earmark funds? (Councillor Boyle)**

Staff to provide an update to Council on the Access to Water & Washroom Strategy (response to Council Motion) in Q2 2023.

Currently emergency washroom access is funded through a UBCM Grant until end of July 2023, including Washroom Trailer Program and expanded hours/attendants at comfort stations (Victory Square/Main) and Pigeon Park Automated Public Toilet (APT). Staff will bring forward recommendations on any continuity considerations at the Q2 update.

**7. Why are some of the initiatives like the Dark horse project that were already approved by previous Council remain unfunded? (Councillor Kirby-Yung)**

The initial Darkhorse request was a five year plan from 2019-2023 for 122 positions over five years. While the previous Council had in principal accepted the need to increase staffing in VFRS, due to budget pressures from the pandemic, a portion of the 2021 plan and the 2022 plan were delayed. Overall, 55 of the 122 positions are not yet funded and approved. Given that staff presented the current state budget, only resources added in previous years are included i.e. of the 122 positions, 67 have been approved to date and are included in the current state.

The remaining 55 have been included as unfunded initiatives for 2023 as follows (and have been included in the 5 year financial plan):

Initiative Name	Initiative description and Service Impact	One Time or Ongoing	Total \$
<b>2021 - 2022 VFRS growth plan (33 postions)</b>	Darkhorse recomended 122 in a five year growth plan to address gaps in staffing for VFRS in 2019. 67 positions have been added in the last 5 years and 55 were deferred due to COVID- 19 and related budget pressures. 2022 VFRS growth plan (\$3.6M - 28 positions) and part of 2021 VFRS growth plan (\$0.7M - 5 positions) are pending from prior year budget approvals. In addition, VFRS was slated to recived 22 positions in 2023. The delay and deferral of the growth plan impacts response performance, inability to address risk exposure in under-served and growing parts of the city, and increases burnout.	Ongoing	\$ 4,270,000
<b>2023 VFRS Growth plan (22 positions)</b>	2023 VFRS Growth plan requires additional \$2.7M - 22 positions. Getting the additional suppression staff will help to address the ongoing overtime overspend and improve response performance.	Ongoing	\$ 2,700,000

**8. What is the list of neighbourhoods impacted if the initiative related to street cleaning is not funded? (Councillor Bligh)**

The affected area includes DTES and surrounding BIAs: Chinatown, Gastown, Yaletown, Hastings Crossing, Strathcona and Downtown Vancouver BIA. All these areas receive regular servicing on night shift, and the cost of this work is included in the ongoing 2022 street cleaning budget. The 2022 street cleaning budget also includes temporary funding for supplementary



daytime cleaning of these areas. If this funding is not included again in 2023, these areas would lose the extra daytime service, which consists of the Feces Collection Pilot (grant program), Sanitation’s Enhanced Sidewalk Cleaning Pilot, mechanical flushing in DTES including Chinatown, and additional support for cleaning due to expanded patio program and in hotspot areas.

Breakdown:

- Feces Collection Pilot approx. \$100k.
- Sanitation Enhanced Cleaning Pilot approx. \$450k
- Sanitation daytime flushing and additional cleaning support for patios and hotspot response approx. \$120k

Partial funding can be used to restore parts of these programs above.

**9. For the 1% funding allocated for drug crisis, what are the initiatives and where is the budget for this allocated? (Councillor Montague)**

A 0.5% property tax increase was introduced in December 2016 to enhance funding supports for the City’s opioid crisis by \$3.5 million. The \$3.5 million in funding is built into the city’s base budget. Below is the allocation of funds starting in 2017, 2018, 2019 and 2020 budget onwards:

2017 Budget	2018 Budget	2019 Budget	2020 Budget and onwards	Opioid Response Initiative
2.1	2.0	2.0	2.0	Three-person medic unit in the Downtown Eastside and a mental health coordinator to support firefighters
0.4	0.4	0.4	0.4	Community Policing Centre (CPC) in Strathcona and additional funding for other CPCs across the city
1.0	-	-	-	One-time 23 high-impact community overdose response grants
-	0.7	0.1	0.2	Initial VPD Drug Containment Facility for safe and proper handling, and processing of drug exhibits and operating maintenance starting in 2019
-	0.3	0.3	0.3	Opioid crisis response resources
-	0.2	0.6	0.9	Micro Cleaning Grants in the Downtown Eastside
<b>\$ 3.5</b>	<b>\$ 3.5</b>	<b>\$ 3.5</b>	<b>\$ 3.8</b>	

There are many other areas of the city budget that continue to support response to the overdose crisis, although these costs can be difficult to fully measure because they are linked to mental health and other social issues.

## **B. Capital Plan**

### **1.a. What is the Gastown capital investment breakdown (Councillor Carr)?**

In response to Council's direction during the Capital Planning process, staff are prioritizing this important and urgent work in Gastown. The \$10 million capital budget will ensure both the immediate street repair needs are met and will advance the design for the permanent rehabilitation of Water Street and Maple Tree Square.

In 2023, the immediate street repair and restoration work in Gastown will begin (see table below). The public process for the permanent design of Water St and Maple Tree Square will be launched. In addition, a near term project with the Squamish Nation in connection to the removed Gassy Jack statue will be advanced and opportunities with the three Host Nations to enhance their visibility in the Gastown area will be scoped.

At the mid-term Capital Plan update in 2024, Council will be updated on progress and can determine what funds are needed to advance the work in the second half of the Capital Plan.

<b>Scope of work:</b>	<b>2023-2026 Capital Plan</b>	<b>2023 Capital Budget</b>	<b>Subsequent years</b>
Near term repairs & reconstruction at: <ul style="list-style-type: none"><li>• Trounce Alley Granite Rehab (Blood Alley Square to Carrall Street)</li><li>• Maple Tree Square interim roadway repairs and plaza refresh</li><li>• Targeted sidewalk repairs in Gastown area</li></ul>	\$4.5 million	\$4.5 million	nil
Projects to increase Host Nations visibility in the public realm	\$1.5 million	\$0.3 million	\$1.2 million
Water Street rehabilitation planning & design (consulting services for detailed design, archaeology, geotechnical studies, etc.)	\$4.0 million	\$1.0 million	\$3.0 million

### **1.b. Where does the \$35M from the motion that was passed related to Gastown Streets by the previous council, in the current budget? (Councillor Kirby-Yung)**

Currently, \$10 million for Gastown & Water Street has been included in the 2023-2026 Capital Plan. Once the permanent design progresses for Water Street and Maple Tree Square, staff will identify through the mid-term capital update (2024) if an initial phase of implementation can advance in the second half of the Capital Plan and what funding would be required to support this work. The 2023 capital budget includes \$5.8 million funding for ongoing design and construction work at Gastown and Water Street.



**2. NEU - We are forecasting approximately \$35M costs to the city over the next 4 years and it continues beyond 4 years and remains high. What is our current debt load associated with this project? (Councillor Klassen)**

NEU costs are recovered from rates charged to the NEU's customers and are not subsidized by the general tax levy. The NEU's rates are established to recover the system's cost over time, including a cost of capital, following a commercial utility model comparable to that used by regulated utilities like FortisBC or BC Hydro.

The City has invested approximately \$90 million in NEU capital up to and including the 2019-2022 Capital Plan with approximately \$70 million funded through debt and approximately \$20 million funded by external grants. Approximately \$56 million of debt remains outstanding at the conclusion of the 2019-2022 Capital Plan.

The 2023-2026 Capital Plan contemplates approximately \$40 million of additional NEU borrowing which represents ~5.4% of the \$735 million overall borrowing authority contemplated in the 2023-2026 Capital Plan. Plans for potential expansion of the NEU service area preserve flexibility for private sector investment in new renewable energy production to reduce City financing requirements associated with expansion.

**3. What are the projected child care spaces that we will expect to see through the capital plan? (Councillor Dominato)**

2019-2022 Capital Plan:

- 879 spaces approved/committed
  - 566 spaces for 0-4 year olds
  - 313 spaces of School Age Care (primarily through the School Age Care expansion Grant)
  
- Between 2019-22, 535 new City facilitated childcare spaces became operational.

Some major projects that are in-progress are: expanded Childcare spaces at Marpole Oakridge Community Centre, partnership projects with Vancouver School Board (David Lloyd George Elementary, Eric Hamber Secondary, Coal Harbor School, etc.), and other Childcare spaces at multiple locations (such as West Fraser Lands, Little Mountain Neighbourhood House, Oakridge Centre (in-kind delivered), etc

2023-2026 Capital Plan: The 2023-2026 Capital Plan includes various city-led and in-kind delivered projects aimed at renewing / expanding current childcare spaces or creating new spaces. The Capital Plan includes:

**Full day care (0-4 years):** The City delivers 0-4 childcare spaces either through city-led or in-kind delivered projects.

- In-kind projects: 253 new spaces (St Paul's hospital, 1444 Alberni Street, 427-477 West 49th Avenue, etc.)
- City-led projects: Total of net new ~375 spaces with major projects including:
  - Renewal and Expansion of spaces at Ray-Cam Community Centre

- New childcare spaces at various locations such as Vancouver Aquatic Centre, East Fraser Land Community Centre, West-End Centre, etc.
- Capital Grants to non-profit operators to support new ~100 spaces

### **Part-day Care (0-4 years)**

A total of 20 new spaces will be delivered through an in-kind project (St Paul's Hospital Phase 1)

### **School Age Care (5-12 years)**

A total of 65 new spaces are included in the 2023-26 Capital Plan, with major projects as follows (total \$3.3 M):

- Childcare at RayCam Community Centre: renewal & expansion of childcare spaces: Expansion from 55 existing spaces to 60 spaces (net new 5 spaces)
- Grants to support new school age (5-12) Partner spaces: 60 new Partner spaces

### **School Age Care (5-12 years)**

A total of 65 new spaces are included in the 2023-26 Capital Plan, with major projects as follows (total \$3.3 M):

- Childcare at RayCam Community Centre: renewal & expansion of childcare spaces: Expansion from 55 existing spaces to 60 spaces (net new 5 spaces)
- Grants to support new school age (5-12) Partner spaces: 60 new Partner spaces

## **Capital Plan – Projected Childcare Summary**

Program		New Full Day 0-4 Spaces	New Part Day 0-4 Spaces	New School Age Care Spaces	Total
City Led	Raycam CC	108		5	113
	EFL CC	74			74
	Urban Native Youth Centre	37			74
	Downtown South (Fire hall 8)	44			44
Developer (in-kind)	various	253	20		273
Conversion of part-day spaces to full day (0-4) care;	various	64			64
Grants to support new full day (0-4) Partner spaces;	various	37			100
Grants to support new school age (5-12) Partner spaces				60	60
<b>TOTAL</b>		<b>617</b>	<b>20</b>	<b>65</b>	<b>702</b>

In total, ~615 new spaces will be committed in the full-time 0-4 years category, and ~65 new School Age Care (5-12) spaces.

Two additional “potential” projects are identified in the 2023-26 Capital Plan:

- **West End Community Centre - 74 spaces (full time 0-4 years)**  
Design \$ allocated in this capital plan but will not begin construction until the next Capital Plan.
- **Vancouver Aquatic Centre Childcare – 74 spaces (full time 0-4 years)**  
Project is still undergoing feasibility and scoping.

#### **4. Reallocation of 220 Terminal modular housing in the Capital Plan. (Councillor Fry)**

The 220 Terminal Modular Pilot consists of 40 homes for low income tenants. The pilot project was constructed in 2017 to temporarily utilize a City site while the long term redevelopment is planned (which may include long term permanent housing). As a result, the building was intended to be relocated prior to the redevelopment of the City site. Staff are planning to relocate the modular building in 2025 to align with the current redevelopment timeline. Should the redevelopment timeline be extended, the relocation of the pilot project will be deferred. The capital budget includes the estimated capital cost for relocation. Other development costs, such as land and soft costs, will be funded from other capital budget line items.

## **C. Climate Change**

### **1. How much of the renewal investments already include climate initiatives (e.g., passive house standards when rebuilding and other co-benefits of other initiatives)**

The vast majority of renewal investments include climate initiatives.. When the City renews its assets, climate change is almost always a consideration. New civic facilities, for example, are built to a low-carbon, high efficiency standard, which not only reduces carbon pollution but can also provide better indoor air quality, lower long-term energy usage, and avoid costly future retrofits. Replacement sewers are sized to accommodate the more intense rainfall events driven by climate change. Green infrastructure is often integrated to improve climate resilience (and also sequester carbon). The species of replacement street trees are selected with our future hotter, drier summers in mind. These climate considerations are important to ensure the City is future-ready and demonstrate climate leadership. But renewal projects alone are not sufficient for the City to meet its climate targets or to advance certain adaptation priorities (e.g., planning for sea level rise, or installing new trees in underserved neighbourhoods).

### **2. What are the impacts of cutting back on climate investments? (Councillor Boyle)**

When Council adopted the Climate Emergency Action Plan (CEAP) in 2020, staff included a financial framework. The financial framework estimated that roughly \$500M would need to be invested in climate action (specifically carbon reduction efforts) over the next five years (2021-2025) in order to put Vancouver on track to meet its 2030 targets. The financial framework estimated that the City's "business as usual" investment on climate action—based on the previous capital plan—was roughly ~\$270M over five years (including projects such as improving walking and cycling infrastructure and expanding EV charging). This left a \$230M "funding gap" over the next five years (i.e., there is not currently sufficient funding to hit our climate targets).

Vancouver is currently not on track to meet its climate targets, as reported last December in the 2021 CEAP Annual Report. Cutting funding would further exacerbate that. Council will receive the 2022 CEAP Annual Report in February and a staff briefing on climate is scheduled for January. Meanwhile, staff are investigating further gap-filling opportunities and will report back to Council later in 2023.

The City's Climate Change Adaptation Strategy (CCAS 2018) did not include CEAP-style investment projections. CCAS is expected to be updated in 2023; work will include the development of a financial framework with investment projections. However, it is anticipated a similar funding gap will exist, especially given the increasing urgency of adaptation. The National Adaptation Strategy released by the Federal Government last week also underscores the benefits of adaptation. The report estimates that every \$1 spent on adaptation measures can result in \$13-\$15 in total benefits. Further, climate change is expected to have the worst impacts on vulnerable populations—investing in adaptation measures now can help lessen those effects.



### **3. Could we include more information for each of the climate initiatives to be more public friendly? (e.g. what are we doing re: energy optimization) (Councillor Boyle)**

The capital budget is set up to describe the City's main service areas. As Climate is cross cutting it's not represented as a single service area. The City does provide this information as part of the annual Climate Emergency Action Plan annual report. In the 2023 Capital Budget proposal to Council, approximately \$60M has been allocated for projects that directly advance the Climate Emergency Action Plan and the Climate Change Adaptation Strategy. Of that, approximately \$30M focusses on CEAP carbon-reduction actions, both in the community and in City operations:

- replacing/repairing sidewalks, curb ramps, and signals for better access and walkability;
- improvements along bus priority routes to improve reliability, speed, bus shelter locations, and accessibility;
- targeted greenway improvements (e.g., Ontario Street, Seaside at Kits Beach Park, etc.);
- deployment of EV charging stations for the public and in rental buildings;
- supporting retrofits in homes through incentives and outreach;
- improving local green-building expertise through industry training programs;
- replacing City fleet vehicles with electric vehicles;
- retrofit of heating equipment in City facilities such as Queen Elizabeth Theatre (transition from natural-gas steam to electric heat pump); the Kerrisdale seniors centre and pool (where the new systems will harness waste heat from the pool to heat the rest of the buildings); and retrofit of three non-market housing sites to enable cooling (Granville Residence, Kingsway Residence, and Gresham Residence).
- Some CEAP actions also have secondary adaptation benefits (in particular, installing cooling in non-market housing).

Approximately \$20M focusses on actions that advance both CEAP (mitigation) and CCAS (adaptation) actions (e.g., both mitigation and adaptation), largely through parks and green infrastructure projects that improve our resilience and also sequester carbon emissions:

- converting park land to natural habitats;
- tree trenches to improve urban canopy and help capture and slow rainwater near the future Main and Arbutus subway stations;
- various green infrastructure improvements near Still Creek, the Jericho pump station, St George Greenway, Alberta St/Columbia St, Bute Greenway Plaza, etc.

Approximately \$10M focusses on CCAS climate-adaptation actions in City operations that, in turn, make us more resilient and able to maintain service levels to the community:

- repairing the Seawall and assessing it for future vulnerability so we can prioritize upgrades;
- planning for flood protection and drainage for better future flood resilience;
- installing new water meters;
- reducing potable water usage in park water features; and
- deploying water fountains for public access, especially during heat events.

In addition to the above, there are a number of projects in the capital budget that are primarily driven by other objectives (e.g., asset renewal, regulatory compliance) but provide secondary or indirect climate mitigation and/or adaptation benefits. Replacing a sewer pipe, for example, is driven by the need to replace aging infrastructure but the replacement pipe is sized to accommodate more intense rainfall caused by climate change.

The diagram depicts these projects as sitting outside the policy frameworks of CEAP and CCAS. In this way, much of the City's work includes climate as a consideration, but this does not replace the direct impacts of targeted actions within CEAP and CCAS.



#### **4. Detail on retrofits and how many civic buildings already have cool/heat to provide safe places during weather events. (Councillor Carr)**

The City has been demonstrating leadership with its facilities. To date, roughly 100 out of the City's 640 buildings have undergone targeted energy retrofits. This has resulted in a 27% reduction in carbon pollution compared to 2008.

In the 2022 capital budget, \$2M was allocated to help accelerate the addition of cooling, clean air and GHG reduction at key public facing facilities. This funding has been used to complete feasibility studies for retrofits at six public-facing facilities, including:

- Libraries (Renfrew and Kitsilano)
- Community Centers (Kitsilano, Kensington, and False Creek)
- Social Operations Center (Carnegie)

For 2023, detailed design and construction document development will be undertaken for the Renfrew Library and the Carnegie Centre site. Tender and construction will be advanced at one of the mentioned sites.

The Energy Optimization Program for the 2023 Capital Budget will facilitate contract award for:

- Kerrisdale Community Center (including the pool and seniors center): replacing the gas fired boilers and modifying the heating systems to heat the buildings with waste heat from the pool plus air source heat pumps;
- Queen Elizabeth Theatre: natural gas steam to heat pump heat conversion and chiller replacement; and
- Addition of cooling to three non-market housing sites: Granville Residence, Kingsway Residence and Gresham Residence.

Current retrofit projects related to cooling/heating that are either in progress or completed (Energy Optimization Program 2019-2022 Capital Plan) include:

- New rooftop unit for heating/cooling at the Vancouver Police Department Annex building, which is more energy efficient and reduces GHG emissions;
- Replacement of the natural gas fired boilers at Kitsilano Pool with an electric heat pump;
- Replacement of the natural gas fired boilers at Bloedel Conservatory with an electric heat pump; and
- Replacement of the natural gas fired boilers at New Continental Residence with an electric heat pump.

In terms of cooling spaces in civic facilities, 20 community centres and 19 libraries operated cooling rooms during the summer of 2022. The number of cooling spaces in community centres increased by 30% compared to 2021. The expansion of cooling centres targeted neighbourhoods based on several factors including concentration of emergency room visits during the 2021 heat events, areas of Vancouver with higher afternoon temperature, and areas of higher social and/or material deprivation. The City also operates several warming centres in various neighbourhoods.

## **5. Detail on public realm electrification (power kiosks for the film industry). Why are we investing only \$800K. (Councillor Carr)**

Over the 2019-2022 period, revenue from film permits contributed \$1.2M to the Public Realm Electrification Program (PREP). This funding has been allocated to install 7 film kiosks at three locations:

- Pacific & Carrall (3 kiosks): In final stages of commissioning and expected to be in service in early 2023
- The Crescent (2 kiosks): Design has been completed and awaiting start of implementation (target for completion by mid-2023)
- 5300 East Blvd. (2 kiosks): Currently in scoping stage, to assess financial feasibility. The installation would include co-located food truck power and public e-bike stations
- Note: An additional two film kiosks were completed at the Vancouver Art Gallery Plaza, prior to the PREP Program.

It is anticipated that a total of \$1.6M will be allocated for the installation of film power kiosks from the collected film and permit fees. For the 2023 capital budget, \$800,000 has been allocated to continue moving ahead with installing kiosks. As part of the PREP program, staff review film generator use data to help select the 2-3 priority areas for the following year; the team is currently working on identifying the highest priority areas for late 2023 and early 2024.

It is important to note that power requirements to support film charging stations is significantly higher than other public realm electrification uses, and so film kiosk locations require more in-depth site investigation and coordination with BC Hydro to determine their feasibility.

## **6. Could we get a summary of all the funding going towards initiatives that mitigate climate change (Councillor Carr)?**

In the 2023 Capital Budget proposal to Council, approximately \$50M has been allocated for projects that directly advance the Climate Emergency Action Plan, both in the community and in City operations.

These projects include:

Replacing/repairing sidewalk, curb ramps, and signals for better access and walkability;

Improvements along bus priority routes to improve reliability, speed, bus shelter locations, and accessibility;

- Targeted greenway improvements (e.g., Ontario Street, Seaside at Kits Beach Park);
- Deployment of EV charging stations for the public and in rental buildings;
- Supporting retrofits in homes through incentives and outreach;
- Improving local green-building expertise through industry training programs;
- Converting park land to carbon-sequestering natural habitats;
- Tree trenches for urban canopy and rainwater management near the future Main and Arbutus subway stations;
- Various green infrastructure improvements near Still Creek, the Jericho pump station, St George Greenway, Alberta St/Columbia St, Bute Greenway Plaza, etc.

- Replacing City fleet vehicles with electric vehicles;
- Retrofit of heating equipment in City facilities such as Queen Elizabeth Theatre (transition from natural-gas steam to electric heat pump); the Kerrisdale seniors centre and pool (where the new systems will harness waste heat from the pool to heat the rest of the buildings); and retrofit of three non-market housing sites to enable cooling (Granville Residence, Kingsway Residence, and Gresham Residence).

In addition to the above, there are a number of projects in the capital budget that are primarily driven by other objectives (e.g., asset renewal, regulatory compliance) but also provide secondary or indirect climate mitigation benefits. Replacing an aging civic facility with a new energy-efficient building is one such example that is driven by the need for asset renewal but has a secondary benefit of reducing emissions.

**7. Is there funding in the budget for EV charging infrastructure for those who don't have access or live in rental buildings that have EV charging stations? (Councillor Meiszner)**

Yes. The work to deploy an EV public-charging network specifically addresses those without home/rental access to charging. The EV Public Charging Network (\$4.25M over 4 years of the 2023-2026 capital plan) will provide an additional 12 Fast Chargers and 26 Level-2 chargers.

There is an additional \$0.5M annually (\$2M over 4 years) to fund public neighbourhood-level charging pilots (examples of this include lightpole-integrated chargers, charging at neighbourhood locations with underutilized overnight parking, such as places of worship, schools, etc.). This also includes City systems and process improvement to speed up processing for cord cover licence applications.

***More information about this budget can be found on Page C-11 of the Operating and Capital Budget document***

**8. Last year council made a decision to add an additional 1% property tax to fund climate change where is this in the current state budget? (Councillor Bligh)**

In December 2021, Council approved \$9M (equivalent to 1% in property tax funds) to further accelerate action on climate change in 2022, with a commitment that the total capital budget related to climate mitigation does not fall below \$9M/yr in property tax funding in future years. This Climate Emergency Action Dedicated Funding (CEADF) was disbursed amongst top-priority 2022 capital and operating projects (see table below).

The proposed 2023 Capital Budget includes approximately \$50M in investments that support the Climate Emergency Action Plan, which is similar to amounts committed in previous years.



## 2022 CEADF-Funded Capital/Operating Projects

CAPITAL - \$8.2M	Funding	YTD Spend	Forecast/Commit	YTD Outcomes/Milestones	Work to be Completed
<p><b><u>Building Retrofits/Cool/Air</u></b></p> <p>Libraries and Recreation Facilities retrofit to facilitate GHG reduction. Retrofit will also improve air quality and add cooling to these facilities.</p>	2,000,000	131,655	1,868,345	<p>In 2022:</p> <ul style="list-style-type: none"> <li>• 6 public facing facilities were identified and assessed (feasibility studies completed)                             <ul style="list-style-type: none"> <li>o Libraries (Renfrew and Kitsilano)</li> <li>o Community Centers (Kitsilano, Kensington, and False Creek)</li> <li>o Social Operations Center (Carnegie)</li> </ul> </li> </ul>	<p>In 2023</p> <ul style="list-style-type: none"> <li>• Detailed design and construction document development will be undertaken for the Renfrew Library and the Carnegie Centre sites</li> <li>• Tender, construction to be advanced at one of aforementioned sites</li> </ul>
<p><b><u>COV EV Fleet &amp; COV EV Infrastructure</u></b></p> <p>This funding will support the design and install of 82 level 2 charging stations, 4 DCFC charging stations, and additional electrical infrastructure future proofing work to support the transition of the City fleet to electric vehicles.</p>	2,000,000	573,180	1,426,820	<p>The climate funding fits into the overall EV charging program implemented by the fleet team. Accomplished work to date includes:</p> <p>Level 2 Chargers:</p> <ul style="list-style-type: none"> <li>- 8 at Evans</li> <li>- 5 at National</li> <li>- 1 at Manitoba</li> </ul> <p>DCFC Chargers:</p> <ul style="list-style-type: none"> <li>- 2 at Manitoba</li> </ul>	<p>Asset installation delays in 2022 incurred due to supply chain delays. Installations planned for 2023.</p>
<p><b><u>Public EV Infrastructure</u></b></p> <p>Program aims to deliver approximately 13-15 Level 2 charging stations.</p>	500,000	-	500,000	<p>Team installed 19 level two stations installed in 2022 as part of larger EV Infrastructure program. Costs are funded from both CEADF funding + Baseline Curbside Electrical Program</p>	<p>Q1 2023 targeting 13-15 level 2 stations with funding out of CEADF funding.</p>
<p><b><u>Transit Priority Corridor</u></b></p> <p>Program aims to improve bus travel times and reliability on various corridors or spot improvements.</p>	500,000	-	500,000	<p>Team installed 7 interim bulbs in 2022 and 4 temp bulbs in 2020 as part of the larger transit priority program. Future work involves:</p> <ol style="list-style-type: none"> <li>1) Bus bulbs on Commercial Dr - planning and design phase</li> <li>2) Bus bulbs on West 4th Ave - partially implemented</li> <li>3) Feasibility study for streetcar - commencing 2023</li> </ol>	<p>2023 primarily focused on streetcar study and bus priority on Commercial Drive</p>
<p><b><u>Slow Streets</u></b></p> <p>Program aims to slow down cars in targeted neighbourhoods, thereby making walking and cycling safer. 42 location improvements are targeted (barriers and signage). Signage and paint improvements at 38 schools</p>	350,000	-	350,000	<p>School improvements complete. Design and procurement completed for updates signage and barriers at 42 locations. Implementation underway. Completion anticipated by end of Q1 2023</p>	<p>Implementation of upgrades at 42 locations is underway and anticipated completion is in Q1 2023.</p>

CAPITAL - \$8.2M	Funding	YTD Spend	Forecast/ Commit	YTD Outcomes/Milestones	Work to be Completed
<b>Walking &amp; Cycling-School</b> Program aims to provide new, expanded and improved walking, cycling, rolling infrastructure with a focus on schools. 16 locations/intersections identified for targeted work on curb ramps, sidewalks, and infrastructure improvement.	1,000,000	455,422	544,578	80% design work complete on 16 locations. total work entails (estimated): -2 curbs -11 ramps, -3 sidewalk sections -1 crosswalk -5 larger intersection upgrades -60k worth of survey work.	Contractor engaged and expected to implement all location in 2023.
<b>Big Move 6 Quick Starts</b> Suite of quick-start projects to develop carbon sequestration potential through restoration of natural areas in the City.	850,000	334,980	515,020	9 natural asset-related programs, including green infrastructure, planting and wetland restoration at locations across the city. Examples include Woodland/2nd Ave, Still Creek, and Lost Lagoon.	Implementation underway at all locations; some projects expected to extend into 2023.
<b>Urban Forest</b> Focus in 2022 is on tree-planting in hardscaped areas of downtown. This involves stump removal and subsequent planting in existing pits, and creation of new pits, particularly in the DTES.	500,000	119,883	380,117	Contracted hydro-vac and a stump removal team to remove stumps; planting into cut-outs as well as planting into new pits being created by Engineering in the 300 and 700 block of East Hastings. The costs associated with this and other tree planting in low canopy heat island areas as follows:  - \$250k for removal of stumps from cut-outs in low-canopy hyper-urbanized areas - \$175k for planting in the cut-outs that were stumped this year - \$25k for tree planting in new cut-outs on 300 and 700 block of East Hastings - \$50k residual for carry-forward to 2023	Contractor engaged and implementing at all locations now into 2023.
<b>Tree Pits</b> Program aims to install tree pits as part of sidewalk rehab work to improve shaded areas across the City.	500,000	-	500,000	-At the end of 2022, 34 new tree pits would have been installed on 600, 700 and 800 E Hastings and 1200 E Pender, as well as sidewalk rehab work adjacent to the new tree pits. Parks will be planting new trees at the end of November.	Estimated 185k of tree pits to be installed in 2023. Proposed location of new tree pits in the DTES and other vulnerable low tree canopy areas are currently being scoped and design will start in early 2023.
<b>Total</b>	<b>8,200,000</b>	<b>1,615,119</b>	<b>6,584,881</b>		



Operating \$0.8M	Budget/ Funding	YTD Spend	Forecast/ Commit	Update
Parks Board Climate Manager	150,000	-	150,000	Hiring scheduled for early 2023
Climate Operating Contingency	500,000	408,000	92,000	Funding allocated to emergent Climate Contingency priority projects: heat-response projects and planning work for green infrastructure in 2022
Slow Streets Maintenance	150,000	150,000	-	Funding used for ongoing maintenance of temporary barriers along 40km of Slow Streets.
<b>Total</b>	<b>800,000</b>	<b>558,000</b>	<b>242,000</b>	

**9. Do we have funding to build more bike infrastructure? (e.g. Portside, Powell) (Councillor Dominato)**

Greenways are high quality active transportation, recreation & public space corridors that support walking, biking, and rolling for people of all ages and abilities and identities. Staff are planning to improve the city’s greenways through a mixture of major corridor improvements and minor spot improvements. The first major corridor improvement of the Capital Plan is the Portside Greenway. Staff are determining the second major corridor, reviewing feasibility of the East Side Crosscut Greenway or Kent Ave Greenway for the second half of the plan. Minor spot improvements may occur along any city greenway.

**Projects initiated in prior Capital Plans which will be delivered in 2023-2026 Capital Plan period:**

- **Arbutus Greenway / King Edward** – \$2M to be spent (total project budget \$2M)  
Intersection improvements to improve safety for all users at King Edward
- **Granville Bridge Interim Connector** – \$16 M to be spent (total project budget 19M)  
Separated bike and pedestrian facilities and improvements and connections
- **Bute Greenway Phase 1** – \$1.4M to be spent (total project budget \$1.4M)  
Greenway portion through permanent Bute-Robson plaza

**2023-2026 Funding: Active Transportation and Complete Streets Program - \$38.4 M**  
(includes improvements on greenways and other active transportation improvements on corridors across the city)

- **Portside Greenway - \$0.3M in 2023**  
\$10 M allocated in capital plan to implement initial 3 km scope. 2023 focus on scoping, engagement and planning with construction scheduled for 2024-2025.
- **East Side Crosscut Greenway – approximately \$0.2M in 2023**  
Additional scoping work needed to determine specified funding allocation. Staff plan to implement an interim connection (primarily wayfinding) between Hastings St to Central Valley Greenway.
- **Kent Ave Greenway**  
Additional scoping work needed to determine specified funding allocation. Flood impact studies required prior to finalizing greenway alignment.

**2023-2026 Funding:** West End Public Space and Transportation Improvements - **\$10M** (improvements on commercial streets (ex. Davie and Robson) and spot improvements in the West End.)

- **Bute Greenway Phase 2 – \$1 M funding in 2023-2026 Capital Plan**  
Design and implementation of second phase of implementation, scoping cost sharing and coordination with adjacent projects.

**Additional Funding:**

Staff will continue to seek additional third party funding (e.g. TransLink competitive cost sharing programs, the Province's Active Transportation Grant). If successful, staff will seek approval from Council to increase the capital plan for additional greenway projects.

**Questions from the November 21st, 2022 Briefing:**

**1. What is the framework for the Public Washrooms Strategy when can we expect that strategy be brought back so it can be incorporated?**

Currently, the City-wide Washroom Strategy is being lead by ACCS. The 2023 draft current state budget does not include funding for Public Washroom Strategy. Additional information will be provided in the report back to council in Q2 2023

The longer-term project has evolved from 'Human Rights Water and Washroom Strategy' to a comprehensive strategy with recommendations, which will come to Council before Q2/Q3 2023.

In the future, there are lots of areas to explore in the Washroom Strategy operations/capital that may impact our departments depending on approach we take. For example:

- ENG – Public Spaces, Road Right of Ways, Translink/Transportation locations
- PDS – CAC Policy, Business Districts
- Parks – Washroom/Park Resident Program. Community Centres
- ACCS – Social Operations Community Centres, Washroom Programs.

Furthermore, Parks and Recreation has its own washroom strategy that is being led by Park Board, but delivered through REFM. Linked [here](#)

Some of the recommendations that are already underway includes:

**New Washrooms & Fieldhouses, multi-year budget of \$3.5M (Carry Forward from 2019-2022 Capital Plan)**

- Columbia Park New Washroom Facility
- Tisdall Park New Washroom Facility
- Coopers Park New Washroom Facility
- Smithe & Richards Washroom Security
- West Fraser Lands Washroom/Fieldhouse

**Renewals Washrooms & Fieldhouses Reno, multi-year budget for 2019-2022 Capital plan \$5.15M (carry-forward)**

- VanDusen Glass House Deconstruction (complete)
- Winona Park
- Granville Park
- 2nd Beach
- Collinwood Park
- Van Tech Washroom (complete)
- Park Washrooms Accessibility Upgrades – various locations
- Crab Park

## **2. How does each capital project have an operating impact? Report on the strategy on how capital affects operating.**

The operating budget provides funding for capital projects and programs, for example, pay as you go funding for renewal capital projects that are funded from property taxes or utility fees. The operating budget provides funding for debt interest and principal repayment, as well as funding for reserves for future capital replacements, such as fleet vehicles.

The capital projects, once complete, also impact the City's operating budget. In some cases, capital investment can help reduce operating cost, such as using energy-efficient LED street lights to replace incandescent lights. An estimate of the savings would be built into the business case for those capital investments, and incorporated into the annual operating budget and 5 year plan. For capital projects that result in creation of a net new City asset, there are typically ongoing costs required to operate the asset. For example, a new library would require ongoing funds for additional staffing, as well as ongoing operational costs such as heating, electricity and janitorial costs. These costs are identified as part of the capital project business case, and are reviewed as part of the annual budget process.

Usually on an average \$5-6 million annually is earmarked for operating impacts, but the actual operating budget request is determined by project schedule and completion which can vary due to various internal and external factors.

### **Cost Drivers**

Following are the various cost drivers used to determine operating impacts corresponding to different type of assets:

#### City or In-Kind delivered Facilities (Childcare, Community Facilities, Library, etc.):

- Maintenance Costs: Includes costs to maintain the facilities such as janitorial, utilities, supplies, etc. Determined using a fixed maintenance rate (~\$10 per sq. foot)
- Staffing Costs: Includes ongoing full-time or part-time staff required to operate the facility (administration, security, facility specific staff, etc.)
- Start-up Costs: Includes one-time costs required to make the facilities ready to use (furniture and equipment, supplies, cleaning, etc.)

Parks: The type of cost drivers required to maintain and operate a newly constructed or upgraded Parks is similar to Facilities costs. However, maintenance costs for Parks include additional activities such as leaf picking, irrigation, mowing, etc.

Other Assets (new Greenway/Bikeway, Street Lighting, Street Activities, etc): The operating budget request includes costs for ongoing maintenance and repairs.



## **Funding Sources**

Depending on the type of capital projects, operating impacts would be funded through the following sources:

- Property Tax: Capital projects related to upgrade or new infrastructure/amenities (Housing, Childcare, Community Facilities, Sewer – Drainage and Public Safety) are funded through Property Tax.
- Utility Rates: Capital projects related to upgrade or new infrastructure/amenities (Water, Sewer – Sanitary component, and Solid Waste & NEU) are funded through the respective Utility Rates.

# MEMO #2 - Responses to Questions from the Council meeting November 29<sup>th</sup> (sent December 14<sup>th</sup>, 2022):

## 2023 COV CAPITAL BUDGET

*Follow-up to council meeting of November 29/22 - questions to staff:*

1. Can you summarize all funding and specific projects/line items in the Capital Plan for 2023 and in the 4 year plan that MITIGATE climate change (i.e., reduce GHGs)?

There are approximately \$247M worth of investments within the approved 2023-2026 Capital Plan that aim to reduce the City's GHG emissions: \$170M addressing CEAP actions only, and \$77M addressing both CEAP/CCAS actions. Please see detail in table below.

### 2023-2026 Capital Plan – Climate Investments in mitigation (approved by Council) <sup>1</sup>

Service category 1	Service category 2	Service category 3	Only CEAP (Mitigation) \$M	Both CEAP and CCAS \$M	
Parks & public open spaces	Park land	Land acquired by City		22.5	
		Seawall & shoreline - Maintenance	-		
	Seawall & waterfront	Seawall & shoreline - Planning		-	
		Waterfront walkway-bikeway	2.0		
		Marine structures	-		
	Urban forest & natural areas	Urban forest			7.5
		Natural areas			5.5
		Urban agriculture			0.4
		Playgrounds & spray parks	-		
		Park pathways	3.5		
Park infrastructure		-			
Public safety	Fire & rescue	Park vehicles & equipment (electrification)	3.4		
	Police	Vehicles & equipment (electrification)	0.2		
Civic facilities & equipment	Vehicles & equipment	Vehicles & equipment (electrification)	3.4		
	All City facilities	Vehicles & equipment (electrification)	0.8		
Streets	Building a resilient network	Energy optimization program	8.0		
		Facility resilience & improvement programs			
		Sidewalks & pathways	5.0		
		Traffic signals	8.4		
	Improving mobility	Vehicles & equipment (electrification)	4.6		
		Transit integration & reliability	5.0		
		Active transportation corridors & complete streets	55.3		
	Supporting public life	Neighbourhood transportation	4.0		
		Streetscape amenities	9.5		
		Infrastructure renewal / Asset management	-		
Water, sewers & drainage	Potable water	Vehicles & equipment (electrification)	0.2		
	Rainwater & sanitary water	Resilience & climate adaptation	-		
		Core network	-	41.0	
Waste collection, diversion & disposal	Collection & cleaning	Vehicles & equipment (electrification)	0.5		
	Disposal	Collection & public realm cleaning programs	1.1		
Renewable energy	Neighbourhood Energy Utility	Vehicles & equipment (electrification)	0.2		
		Generation	1.8		
	Community electrification	Distribution	22.9		
		Zero emission vehicles	6.0		
Emerging priorities, contingency & project delivery	Emerging climate adaptation priorities	Green buildings	24.0		
		Climate adaptation	-		
<b>TOTAL</b>			<b>169.8</b>	<b>76.9</b>	

In addition to the above investments, \$87 million of in-kind infrastructure to be delivered through development and expected to begin construction over the next four years include mitigation benefits. Please see table below for detail.

Service category 1	Service category 2	Service category 3	Only CEAP (Mitigation) \$M in-kind
Streets	Building a resilient network	Traffic signals	17.0
	Improving mobility	Active transportation corridors & complete streets	70.0

<sup>1</sup> Note that \$2M from the energy optimization program in the 2023-2026 Capital Plan was reallocated to an emerging priority. Please refer to question 4c in this memo for detail.

Within the 2023 Capital Multi-year Budget (for Council's Consideration) there are approximately \$50M worth of investments that aim to reduce the City's GHG emissions. For details on the specific 2023 Capital Budget initiatives that have mitigation benefits, please refer to the below table.

**2023 Capital Budget Items related to Climate Emergency Action Plan - Mitigation (i.e., GHG reduction)**

Service Category	Service Category 2	Capital Budget Project & Program	Description/Scope of New Budget Request	CEAP+CCAS	Only CEAP	Grand Total
03. Parks & public open spaces	C. Urban forest & natural areas	2023-2026 Convert Park Land To Healthy Habitat	New and enhanced natural areas in parks to provide enhanced biodiversity, and improve access to nature. Priority projects for 2022 to include completing Beaver Lake phase 2 restoration in Stanley Park, and Canyon Creek daylighting, continuing the low-mow meadow program and enhancements to existing natural areas.	500,000		500,000
	E. Park buildings, infrastructure & vehicles	2023-2026 Electrification Of Vehicles & Equipment - Parks	Commitments for vehicle deliveries 1-2 years out.		530,000	530,000
07. Civic facilities & equipment	C. Vehicles & equipment	2023-2026 Electrification Of Vehicles & Equipment - Other			650,000	650,000
	D. All City facilities	2023-2026 Energy Optimization Program	Retrofits at Kerrisdale CC and seniors centre; Queen Elizabeth Theatre, non market housing facilities, plus number of capital maintenance projects that optimize energy use for GHG reduction		6,000,000	6,000,000
08. Streets	A. Building a resilient network	2023-2026 Sidewalks Rehabilitation	Sidewalk rehabilitation		1,500,000	1,500,000
		2023-2026 New Signals	Ongoing from current capital plan. Straight-line nature of work.		2,100,000	2,100,000
		2023-2026 Electrification Of Vehicles & Equipment - Streets	Commitments for vehicle deliveries 1-2 years out.		410,000	410,000
	B. Improving mobility	2023-2026 Pedestrian Curb Ramps	Ramp improvements for accessibility		1,000,000	1,000,000
		2023-2026 Bus transit improvements	Bus Priority Measures on 5 corridors (combinations of bus bulbs/spot improvements/bus lanes/stop balancing on 49th Ave, Main, Granville Downtown & South, Commercial, Dunbar), various bus priority studies, and 10-15 bus shelter relocations (bus stop balancing).		1,200,000	1,200,000
		Bus Operations & Accessibility	Committed work for Articulated Bus Upgrades w/ CMBC funding (already in design process, must be constructed by end of 2023, combination of internal and external delivery). Complete bus stop upgrades to convert two routes (002, 025) to articulated buses; Implement new service (routes 080) and approx. 30 bus stop upgrades / spot improvements City-wide and ongoing minor upgrades and temporary stop changes to support bus operations		675,000	675,000

Service Category	Service Category 2	Capital Budget Project & Program	Description/Scope of New Budget Request	CEAP+CCAS	Only CEAP	Grand Total
09. Water, sewers & drainage		2023-2026 Active Transportation & Complete Streets - Portside Greenway	Engagement and prelim design for 3km of scope		300,000	300,000
		2023-2026 Transportation Design Staffing	Staffing to support 08. Streets design projects.		1,100,000	1,100,000
		New Active Transportation Improvements	Smaller targeted projects in the first few years as projects become identified. 2023 has identified 2 areas of work: bike lane work as part of the St George Rainway GI project, bike lane on King Ed from Dunbar to Carnarvon. 2024-2026 the team anticipates similar level of projects to become identified and prioritized.		1,500,000	1,500,000
		Upgrades to Active Transportation Network	Smaller targeted projects in the capital plan. 2023 has identified 4 areas of work: reactive work relating to resident requests, Ontario Street Greenway Upgrades (Ph1), 500 Pacific St, and Seaside Greenway at Kits Beach Park. 2024-2026 the team anticipates similar level of projects to become identified and prioritized with other branches.		2,000,000	2,000,000
		2023-2026 Transportation Planning & Monitoring	Ongoing from current capital plan. Straight-line nature of work.		2,000,000	2,000,000
		Transportation Monitoring	Carved out of 12M TPL Studies to account for staffing for TDM Monitoring		1,000,000	1,000,000
	C. Supporting public life	2023-2026 Horticulture	Covers staff and capital costs to renovate existing assets to fill in die-off. We will be targeting renovating grass assets into meadows/plantings per Council direction on Climate Emergency.		250,000	250,000
		2023-2026 Public Realm Electrification	6 e-bike locations, 4 food truck locations		1,100,000	1,100,000
		2023-2026 Public Realm Electrical Vehicle Charging Infrastructure	EV charging		850,000	850,000
	B. Rainwater & sanitary water	2023 Green Infrastructure renewal & upgrades - Broadway Complete Street	This project will incorporate rainwater tree trenches along the 7 blocks reconstructed near the subway stations between Main and Arbutus Streets. Completion late 2024.	8,000,000		8,000,000
		2023 Green Infrastructure renewal & upgrades - Still Creek Project	Budget request covers GRI projects in non-growth areas, including Still Creek Enhancement. Many projects in this program won't finish until 2024 or early 2025.	3,500,000		3,500,000
		2023-2026 Green Infrastructure Asset Renewal	Budget request covers GRI projects in non-growth areas, including Still Creek Enhancement and Jericho Pump Station GRI. Many projects in this program won't finish until 2024 or early 2025.	300,000		300,000
		2023-2026 Green Infrastructure planning and design	This budget item Includes salaries, overhead, and consultancies for: - planning, design, and construction management of capital projects, including an additional \$19M in grant funded projects - Supporting developer delivered GRI in the right-of-way, including application reviews, producing conceptual design, reviewing consultant detailed design, and inspecting construction.	3,250,000		3,250,000



Service Category	Service Category 2	Capital Budget Project & Program	Description/Scope of New Budget Request	CEAP+CCAS	Only CEAP	Grand Total
10. Waste collection, diversion & disposal	B. Collection & cleaning		- Enabling actions to increase implementation, such as new standards, pilots, and removing barriers.			
		2023-2026 Green Infrastructure renewal & upgrades - Other Projects	Budget request covers GRI projects in non-growth areas, including Jericho Pump Station GRI. Many projects in this program won't finish until 2024 or early 2025.	300,000		300,000
		2023-2026 Green Infrastructure renewal & upgrades - Growth projects	These projects include Alberta-Columbia Blue-Green System design, St. George Rainway, Bute Greenway Plaza GRI, and other distributed GRI in growth areas. Many projects in this program will extend into 2024.	4,000,000		4,000,000
	C. Disposal	2023-2026 Electrification Of Vehicles & Equipment - Sanitation	Commitments for vehicle deliveries 1-2 years out.		80,000	80,000
11. Renewable energy	A. Neighbourhood Energy Utility	2023-2026 Expansion Of Existing Distribution Network	Budget to design/procure a small distribution system extension to be installed in 2024		500,000	500,000
	B. Community electrification	2023-2026 Energy Retrofits For Non-City Buildings	Entire work program for GHG reduction in community-wide (non-City) buildings: outputs include green-building policy development, GHG limits/benchmarking programs and requirements, owner supports for retrofits, industry training programs and outreach		4,080,000	4,080,000
		2023-2026 Off-Street Electrical Vehicle Charging Infrastructure For Non-City Buildings	Installing EV Chargers City-Wide		900,000	900,000
<b>Grand Total</b>				<b>19,850,000</b>	<b>29,885,000</b>	<b>49,735,000</b>



**2. How much overall in the 4-year plan is budgeted for climate adaptation, including repair of climate-caused damage to city infrastructure?**

There are approximately \$200M worth of investments within the approved 2023-2026 Capital Plan that aim to increase the City’s adaptability to climate change: \$124M addressing CCAS actions only, and \$77M addressing both CEAP/CCAS actions. Please see detail in table below.

**2023-2026 Capital Plan – Climate Investments in adaptation (approved by Council)**

Service category 1	Service category 2	Service category 3	Only CCAS (Adaptation) \$M	Both CEAP and CCAS \$M
Parks & public open spaces	Park land	Land acquired by City		22.5
		Seawall & shoreline - Maintenance	4.5	
	Seawall & waterfront	Seawall & shoreline - Planning	7.0	
		Waterfront walkway-bikeway	-	
		Marine structures	1.0	
	Urban forest & natural areas	Urban forest		7.5
		Natural areas		5.5
		Urban agriculture		0.4
		Playgrounds & spray parks	7.3	
		Park pathways	-	
Park infrastructure		2.0		
		Park vehicles & equipment (electrification)	-	
Public safety	Fire & rescue	Vehicles & equipment (electrification)	-	
	Police	Vehicles & equipment (electrification)	-	
Civic facilities & equipment	Vehicles & equipment	Vehicles & equipment (electrification)	-	
	All City facilities	Energy optimization program	-	
		Facility resilience & improvement programs	10.0	
Streets	Building a resilient network	Sidewalks & pathways	-	
		Traffic signals	-	
		Vehicles & equipment (electrification)	-	
	Improving mobility	Transit integration & reliability	-	
		Active transportation corridors & complete streets	-	
	Supporting public life	Neighbourhood transportation	-	
Water, sewers & drainage	Potable water	Streetscape amenities	-	
		Infrastructure renewal / Asset management	5.2	
		Vehicles & equipment (electrification)	-	
	Resilience & climate adaptation	25.9		
Rainwater & sanitary water	Core network	41.0	41.0	
	Vehicles & equipment (electrification)	-		
Waste collection, diversion & disposal	Collection & cleaning	Collection & public realm cleaning programs	-	
	Disposal	Vehicles & equipment (electrification)	-	
Renewable energy	Neighbourhood Energy Utility	Generation	-	
		Distribution	-	
	Community electrification	Zero emission vehicles	-	
		Green buildings	-	
Emerging priorities, contingency & project delivery	Emerging climate adaptation priorities	Climate adaptation	20.0	
<b>TOTAL</b>			<b>124.0</b>	<b>76.9</b>

Projects/programs in the 2023 Capital Budget (being considered for approval) that reduce GHGs (i.e., Climate Emergency Action Plan actions), improve adaptation to climate change (i.e., Climate Change Adaptation Strategy actions) are listed in the table below. Note some line items listed in a separate column “CEAP + CCAS” that address both sets of objectives. There are approximately \$30M worth of investments within the 2023 Capital Multi-year Budget (for Council’s Consideration) that aim to increase the City’s climate change adaptation efforts.

With respect to repair costs, the City currently does not track the cost of damages from climate-related events. To date, damages have been incurred because of coastal flooding (to the seawall), heat and drought (loss of trees) and extreme rainfall events

(basement flooding). If the repair strictly restores existing infrastructure, it would be funded within the overall City's maintenance envelope. If the subsequent repair includes adaptive measures, it would be included within the above adaptation total. As part of the next Climate Adaptation Strategy refresh in 2023, staff will be exploring how to better measure the cost the damage of climate change, both in the present and forecasting into the future.

2023 Capital Budget Items related to Climate Change Adaptation Plan (i.e., climate adaptation)

Service Category 1	Service Category 2	Capital Budget Project & Program	Description/Scope of New Budget Request	CEAP+CCAS	Only CCAS	Grand Total		
09. Water, sewers & drainage	03. Parks & public open spaces	B. Seawall & waterfront	Maintenance / Repairs Of Seawall Or Shoreline	Maintenance and repair of seawall and shoreline; seawall condition assessment; shared with ENG for False Creek seawall		1,125,000	1,125,000	
			Seawall / shoreline planning - Coastal Flood Protection	Seawall & Shoreline Comprehensive Inventory and Vulnerability Assessment: series of design principles and approaches to create more resilient shorelines and marine ecosystems in the face of rising sea levels and increasing frequency and severity of storm events related to climate change. Work to be done at specific low tide times of the year in order to access certain sections of the seawall.		250,000	250,000	
			Seawall / shoreline planning - Coastal Resiliency			285,000	285,000	
	09. Water, sewers & drainage	C. Urban forest & natural areas	2023-2026 Convert Park Land To Healthy Habitat	New and enhanced natural areas in parks to provide enhanced biodiversity, and improve access to nature. Priority projects for 2022 to include completing Beaver Lake phase 2 restoration in Stanley Park, and Canyon Creek daylighting, continuing the low-mow meadow program and enhancements to existing natural areas.	500,000		500,000	
		E. Park buildings, infrastructure & vehicles	2023-2026 Potable Water Reduction/Reuse Program	Conversions of a few in-park features to recirculating, decommissioning of others		500,000	500,000	
			A. Potable water	2023-2026 Engineering & Site Investigation	Engineering, geotechnical, environmental, etc work prior to construction of major assets as well as innovation research		513,000	513,000
		2023-2026 Engineering Site & Investigation - Development Water Resources Management				775,000	775,000	
		Accelerated Metering Infrastructure Reading Technology		AMI reading technology for the accelerated water meters		1,000,000	1,000,000	
		Residential Metering Acceleration		installing 500 new universal water metering to support water conservation		2,000,000	2,000,000	
		2023-2026 Access To Water		increase access in drinking water in public realm through installing drinking fountains		100,000	100,000	
		Emergency Preparedness (Post Disaster Provision Of Water)		Increase access in drinking water in case of emergency		75,000	75,000	
		2023-2026 Water Conservation Programs		Replace sampling stations		200,000	200,000	
		B. Rainwater & sanitary water		2023-2026 Flood & Watershed Planning	Fraser River Master Drainage and Flood Protection Plan, including flood protection alignments (e.g., dikes), ditch and pump station locations and design.		1,708,000	1,708,000
				2023 Green Infrastructure renewal & upgrades - Broadway Complete Street	This project will incorporate rainwater tree trenches along the 7 blocks reconstructed near the subway stations between Main and Arbutus Streets. Completion late 2024.	8,000,000		8,000,000
				2023 Green Infrastructure renewal & upgrades - Still Creek Project	Budget request covers GRI projects in non-growth areas, including Still Creek Enhancement. Many projects in this program won't finish until 2024 or early 2025.	3,500,000		3,500,000
			2023-2026 Green Infrastructure Asset Renewal	Budget request covers GRI projects in non-growth areas, including Still Creek Enhancement and Jericho Pump Station GRI. Many projects in this program won't finish until 2024 or early 2025.	300,000		300,000	
			2023-2026 Green Infrastructure planning and design	This budget item Includes salaries, overhead, and consultancies for: - planning, design, and construction management of capital projects, including an additional \$19M in grant funded projects - Supporting developer delivered GRI in the right-of-way, including application reviews, producing conceptual design, reviewing consultant detailed design, and inspecting construction. - Enabling actions to increase implementation, such as new standards, pilots, and removing barriers.	3,250,000		3,250,000	
			2023-2026 Green Infrastructure renewal & upgrades - Other Projects	Budget request covers GRI projects in non-growth areas, including Jericho Pump Station GRI. Many projects in this program won't finish until 2024 or early 2025.	300,000		300,000	
			2023-2026 Green Infrastructure renewal & upgrades - Growth projects	These projects include Alberta-Columbia Blue-Green System design, St. George Rainway, Bute Greenway Plaza GRI, and other distributed GRI in growth areas. Many projects in this program will extend into 2024.	4,000,000		4,000,000	
			2023-2026 Pump Station renewals & upgrades - Thornton	Commence design - Thornton		1,000,000	1,000,000	
		2023-26 Pump Station renewal and upgrades - Other Projects	Commence planning- Terminal, Locarno, other projects		700,000	700,000		
<b>Grand Total</b>				<b>19,850,000</b>	<b>10,231,000</b>	<b>30,081,000</b>		

**3. Are we continuing to energy retrofit public buildings with the aim of providing safe places for public retreat in the event of extreme heat, cold and air quality advisories? If so, which types of buildings and are they well distributed city-wide?**

The City is continuing to implement energy retrofits in public buildings. These retrofits are typically done on the facilities with the biggest “bang for buck”, in terms of energy and emissions reduction potential, and/or coordinated as part of a facility’s scheduled renewal / renovation. To date, roughly 100 out of the City’s 640 buildings have undergone targeted energy retrofits. This has resulted in a 27% reduction in carbon pollution compared to 2008.

In the 2022 capital budget, \$2M was allocated to help accelerate the addition of cooling, clean air and GHG reduction at key public facing facilities. This funding has been used to complete feasibility studies for retrofits at six public-facing facilities, including:

- Libraries (Renfrew and Kitsilano)
- Community Centers (Kitsilano, Kensington, and False Creek)
- Social Operations Center (Carnegie)

For 2023, detailed design and construction document development will be undertaken for the Renfrew Library and the Carnegie Centre site. Tender and construction will be advanced at one of the mentioned sites.

The Energy Optimization Program for the \$6M 2023 Capital Budget will facilitate contract award for:

- Kerrisdale Community Center (including the pool and seniors center): replacing the gas fired boilers and modifying the heating systems to heat the buildings with waste heat from the pool plus air source heat pumps;
- Queen Elizabeth Theatre: natural gas steam to heat pump heat conversation and chiller replacement; and
- Addition of cooling to three non-market housing sites: Granville Residence, Kingsway Residence and Gresham Residence.

Current retrofit projects related to cooling/heating that are either in progress or completed (Energy Optimization Program 2019-2022 Capital Plan) include:

- New rooftop unit for heating/cooling at the Vancouver Police Department Annex building, which is more energy efficient and reduces GHG emissions;
- Replacement of the natural gas fired boilers at Kitsilano Pool with an electric heat pump;
- Replacement of the natural gas fired boilers at Bloedel Conservatory with an electric heat pump; and Page 15 of 22
- Replacement of the natural gas fired boilers at New Continental Residence with an electric heat pump.

In terms of cooling spaces in civic facilities, 20 community centres and 19 libraries operated cooling rooms during the summer of 2022. The number of cooling spaces in community centres increased by 30% compared to 2021. The expansion of cooling centres targeted neighbourhoods based on several factors including concentration of emergency room visits during the 2021 heat events, areas of Vancouver with higher

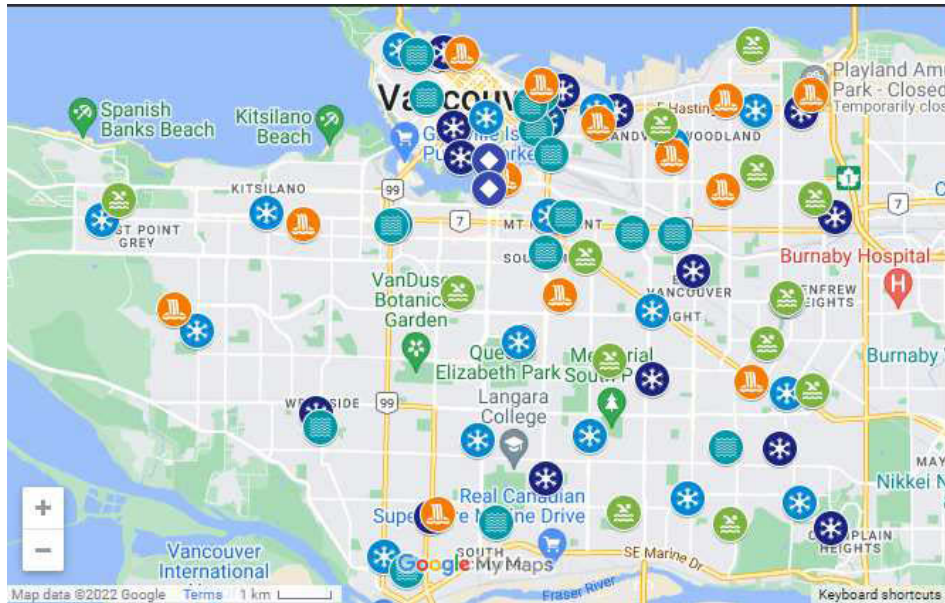


afternoon temperature, and areas of higher social and/or material deprivation. The City also operates several warming centres in various neighbourhoods

Map resources are available on our CoV website and VPL website:

[Hours and Locations | Vancouver Public Library \(vpl.ca\)](#)

[Staying safe in hot weather | City of Vancouver](#)



#### 4. Regarding the climate initiatives listed on page C-31:

- a. **Why are there no monies allocated in 2023 for the Film Power Kiosk Network? How many kiosks/power drops will the 4-year budget of \$0.8M deliver? How many kiosks/power drops in total are in the plans as a result of my motion in 2019? Is the film industry still willing to help fund these through, for example, paying rent on city space such as parking lots?**

In the 2023-2026 plan, it is anticipated that a total of \$1.6M will be received and allocated for the installation of film power kiosks (\$0.4M collected annually from film permit revenues). The team is targeting a total of 4 locations (1-2 kiosks per location).

The \$0.8M Film Power Kiosk budget reflects carryforward budget from the current capital plan. This is funded from film permit revenues (2021+2022) and will provide film kiosks at two locations (design currently underway) as part of the larger curbside electrification program in the 2019-2022 budget. Each location entails 1-2 kiosks (\$0.4M collected annually from film permit revenues).

By the end of 2026, the Film Power Kiosk team is targeting a cumulative total of ~7 locations (~14 kiosks).



The film industry pays film permit revenues to the City in order to operate. These funds support ongoing electrification efforts such as the film kiosk network. Permit fees are reviewed annually and adjusted with inflation.

- b. I did ask re: page C-35 why are there no \$ in 2023 for curbside electrical power supply or EV infrastructure or curbside electrical power supply and received the answer from Lon LaClaire that engineering put in 2 kiosks and 2 more are underway. Note: he said he will get back to Council on the plan and whether, as per my question, BC Hydro power supply is a problem.**

The City and BC Hydro have been working together to find ways to streamline review processes, prioritize projects, and accelerate designs and construction of power installations. BC Hydro has a requirement of metering some 3rd party loads which has an increased cost for implementation.

The Public Realm Electrification Program (formerly Curbside Electrical Program) has a current budget of \$4.25 million for the 2023-2026 capital plan, providing up to 30 public e-bike stations and 10 food truck connection points. This is in addition to the anticipated \$1.6 allocation for film power kiosks (as described above).

The EV Public Charging Network has a current budget of 4.25 million for the 2023-2026 capital plan, providing an additional 12 Fast Chargers and 26 Level chargers.

- c. On page C-10 – why is the energy optimization program being cut from \$8M to \$6M and what exactly does optimization entail?**

For the 2023 capital plan, \$2 million is being reallocated from the Energy Optimization Program to the Sunset Yard Renewal project. Due to unprecedented market conditions and cost escalation, the cost estimate for the Sunset Yard Renewal project is higher than originally anticipated. Park Board has identified this project as a top priority, as the facility has reached end of life and do not meet staff needs (inadequate washroom, change room and support spaces). Staff are working to obtain additional external funding for the Energy Optimization Program to support our climate goals and the original planned scope.

The Energy Optimization Program consists of building energy retrofit projects and building control optimization projects that reduces energy consumption and greenhouse gas emissions within City owned buildings. Some examples include replacing natural gas fired boilers and other heating equipment with electric heat pumps, waste heat recovery projects, and building control system optimisation.

- d. P 3-16 notes Climate adaptation - \$20M funding as emerging priority. Will this come at the expense of \$ into mitigation?**

No, the \$20M adaptation funding is not at the expense of mitigation funding. The 2023-2026 Capital Plan contemplates \$20 million for Climate Adaptation in Emerging Priorities to support the next phase of adaptation-related work, separate from GHG reduction work as detailed earlier. Possible works include seawall reconstruction, coastal adaptation planning, improving forest canopy (particularly in underserved neighbourhoods), ecological restoration and/or other adaptation projects.

This \$20 million will be available to support projects identified through a prioritization exercise across applicable service categories taking into consideration potential collaborations with Host Nations and opportunities to leverage senior government or other partner funding. Climate adaptation investments have risen in level of urgency. The National Adaptation Strategy released by the Federal Government recently also underscores the benefits of adaptation, estimating that every \$1 spent on adaptation measures can result in \$13-\$15 in total future benefits.

**5. Page C-35 - \$6.7M for new vehicles and equipment for engineering services. What % will be EVs or Hybrids?**

The line item on Page C-35 relates specifically to vehicle and equipment purchases for Sewer and Drainage Services. Staff estimate that ~25% of Sewers fleet renewals will be EV or Hybrid options. Currently, many heavy-duty equipment options do not have viable electrification options and the team continues to explore new technologies and partners.

**6. I didn't see any money allocated in 2023 for urban forest or urban agriculture and only \$500K for natural area habitat renewal. Please offer explanation for this given our commitment to increasing our tree canopy, goal 6 of CEAP, and our food strategy.**

Urban forestry and urban agriculture (community gardens) have not requested new multi-year budget for 2023 as there is sufficient existing approved project budgets to do the planned work. The 2023 expenditure budget for these existing projects is \$2.2M for Urban Forestry and \$150K for urban agriculture (community gardens). The 2023 multi-year project budget request of \$500K for natural area habitat renewal project will be combined with the existing carry forward budget (\$500K) to fund the planned work of \$1.0M total.

**7. Why is there no funding for co-op lease renewals in Appendix A?**

No funding is required for co-op lease renewals. The Co-op Lease Renewal Framework approved by Council in July 2021 allows leases to be renewed at below market rates sufficient for to the co-op to maintain the buildings they occupy and offer affordable rates to their members.

**8. Why are all the childcare projects with VSB deleted? Are they being replaced with the line item for new in-kind childcare?**

There are no new VSB childcare facilities contemplated/identified in the Capital Plan. Below is a list of the VSB school-childcare projects.

- Nelson Elementary (2015-18 Capital Plan) – 69 spaces – Complete
- Fleming Elementary (2015-18 Capital Plan) – 69 spaces – Complete
- Tennyson Elementary (2015-18 Capital Plan) – 69 spaces – Complete
- DLG Elementary (2015-18 Capital Plan) – 69 spaces – Under construction - est 2023 opening
- Hamber Secondary (2015-18 Capital Plan) – 69 spaces – Under Construction – est 2023 opening
- Hudson Elementary (2019-22 Capital Plan) – 99 spaces – Under Construction – est 2024 opening
- Coal Harbour Elementary (2019-22 Capital Plan) – 65 spaces – Under Construction – est 2025 opening
- Olympic Village School (2019-22 Capital Plan) – 56 spaces – On hold

These projects are not delivered as in-kind, these spaces are funded via CAC's & DCL's – as well as Provincial contributions.

**9. Are there plans to hire a Seniors' Planner, as requested by the Seniors**

**Advisory?** There is no funding included in the Current state budget for this Planner position. Staff are unable to hire a seniors' planner within the current budget. Reallocating current staff resources would require stopping other work. A work program for seniors will require supports beyond a planner position including resources for engagement, research, etc.

## Appendix 2

### MEMO Explaining the 2023 Draft Current State Budget:

The 2023 Draft Current State Budget has been prepared to provide a starting point for discussion and engagement with City Council on the 2023 Budget and 5 year Financial Plan and will help align the multi-year planning to the new Council priorities.

As requested at our briefing on the budget earlier this week, this memo will provide Council with an overall summary of the City's existing priorities and the associated funding within the 2023 Draft Current State Budget, similar to what was provided in prior years. Council will be engaged in January 2023 for priority setting going forward as part of finalizing the Current State Budget.

The summaries outline the 2023 Draft Current State Budget through the following priorities:

- Accelerate Action On Climate Change
- Address Affordability And The Housing Crisis
- Increase Focus On Equity & Critical Social Issues
- Protect And Build A Resilient Local Economy
- Deliver Quality Core Services That Meet Residents' Needs
- 

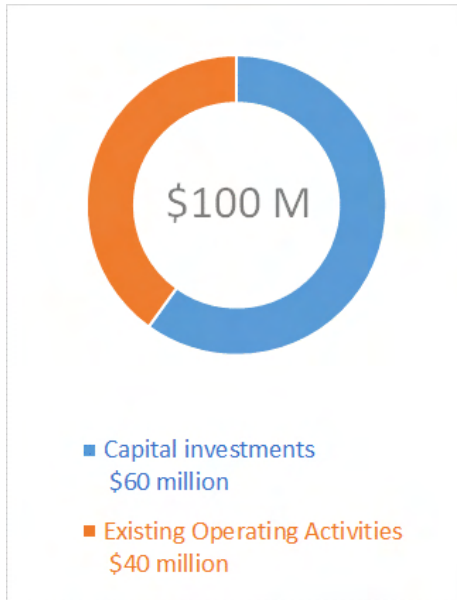
In 2019, City Council established a set of priorities to focus the City's work on the issues and opportunities most important to the people of Vancouver. The public's priorities are re-evaluated each year as part of the annual public engagement for the budget. The primary priority was identified as maintaining and improving core services that meet the needs of residents every day – a goal Vancouver has in common with other municipalities. The four additional priorities shown below have helped City staff make decisions about which projects, initiatives and service improvements will best advance work to address the key issues in our City, and these are reflected in the departmental service plans and Draft Current State Budget proposed for 2023.

On the following pages, there is a summary of the total dollar investment by priority that is included in the 2023 Draft Current State Budget for both operating and capital.



In January, Council will have the opportunity to adjust these priorities and the initiatives associated with advancing priority actions. Public engagement will also be undertaken in January to inform the priorities for finalizing the 2023 budget.

# ACCELERATE ACTION ON CLIMATE CHANGE



Along with over 2,000 jurisdictions around the world, the City of Vancouver has declared a climate emergency, signaling an urgent need to accelerate action on the climate crisis. In 2020, Council adopted the **Climate Emergency Action Plan (CEAP)**, building on a decades-long legacy of climate mitigation and environmental action. Before that, in 2018, Council adopted the revised **Climate Change Adaptation Strategy (CCAS)**, to ensure our city is resilient to climate change impacts we are already beginning to see.

Many City departments are already addressing climate change in their existing budgets (operating and capital) and the Sustainability branch exists entirely for this purpose. This work is helping to advance climate action across our community as well as demonstrating leadership through our corporate operations.

## Existing Operating Activities:

The total 2023 Draft Current State Operating Budget to Accelerate Action on Climate Change is approximately \$40 million (see Table 1). Key initiatives include operation of the Southeast False Creek Neighbourhood Energy Utility and the Vancouver Landfill gas collection system; harmonizing and reducing complexity in building energy standards; installing green rainwater infrastructure and planting trees, and continued CEAP and CCAS implementation.

## Capital Investments:

The draft 2023 Capital Budget includes new funding of \$60 Million to address this priority (see Table 2). This amount is in addition to the previously approved capital project funding from prior Capital Plans which will continue to be delivered in 2023. From the \$60 million in 2023 proposed investments, including some overlap between CEAP and CCAS objectives:

- approximately \$50 million is expected to directly support CEAP objectives. Some of the key initiatives include the continued electrification of the City's fleet, energy retrofits in City and non-City buildings, and improvements to pedestrian network access and signaling. Please note that there are budget items not included in the \$50M that indirectly support climate change mitigation, such as the creation of new parkland across the City)
- approximately \$30 million is expected to support CCAS objectives. Some of the key initiatives include shoreline protection work, flood planning, and green infrastructure. Please note that there are budget items not included in the \$30M that indirectly support climate adaptation, such as the replacement and planting of street trees to increase the urban forest canopy.

Table 2 includes further detail on the specific initiatives and their associated costs included for consideration as part of the Draft 2023 Budget



## **BACKGROUND AND CONTEXT:**

The City of Vancouver has been investing in climate action for many years, through climate mitigation (reducing carbon emissions) and climate adaptation (improving City and community resilience to climate change impacts). Focus areas include CEAP actions around enabling complete neighbourhoods, active transportation improvements, electric vehicle infrastructure deployment, building energy retrofits, and implementing natural climate solutions; and CCAS actions around green infrastructure, urban forestry, neighbourhood resilience to extreme heat, and coastal preparedness to sea-level rise. The benefits will go far beyond reductions in carbon emissions and include improved community health, long-term financial savings, new job opportunities and a more resilient city. We have seen significant social benefits in the form of improved transportation infrastructure, less pollution and lower energy costs. We have also seen strong economic growth in Vancouver as climate policies help develop the market for green jobs and expertise, both locally and abroad.

In recent years, additional funding has been allocated to achieve the City's climate goals. One time funding was approved in 2020 and in 2021. Council approved the recalibrated 2019-2022 Capital Plan, allocating an additional \$12 million (over three years) of planned funding to support retrofits of existing buildings in the community. This has enabled staff to move forward with zero-emission building actions in the Climate Emergency Action Plan. Additional allocations came in 2021 towards zero-embodied-carbon homes (\$4 million/two years), as well as capital reallocations of funding in 2022 for electric vehicle charging infrastructure and carbon sequestration initiatives (\$0.4M/one year). 2022 Budget included one time funding of \$9 million to further accelerate action on climate change. This Climate Emergency Action Dedicated Funding (CEADF) was disbursed amongst top-priority 2022 capital and operating projects for EV charging infrastructure for both City fleets and the public; active transportation improvements including transit infrastructure; carbon sequestration quick-start actions; and civic building retrofits.

Achieving our CEAP targets and CCAS objectives will require additional, sustained investment by the City, senior levels of government and partner organizations. A comprehensive "climate budget" framework for enabling adequate and prioritized funding for climate mitigation and adaptation projects would also incorporate climate-risk considerations, to increase resilience and better manage our assets for health and safety in a changing climate. In the meantime, the City has made projections for the investments necessary to hit CEAP targets.

### **CEAP (climate mitigation)**

Development of CEAP included a basic "financial framework" with projections of investment levels necessary to set the City on a course towards achieving its CEAP carbon reduction targets. These are presented in the 2020 CEAP Council Report on Appendix L ([link](#)), alongside anticipated carbon savings and co-benefits.

Over the initial five years of CEAP (2021 to 2025), an estimated \$500 million of investment is required to meet the 2030 climate goal. When this estimate was calculated, funding in the 2019-22 Capital Plan—approximately \$54 million annually—was considered "business-as-usual" work that the City had historically been doing to address climate change; such as improving our walking and cycling infrastructure and expanding EV charging. Extrapolated to 5 years, this totaled approximately \$270 million. The City is working towards reducing the remaining \$230 million "funding gap" through various measures, including increased use of interim, cost-

effective approaches; new revenue; leveraging senior government and partner organizations funding; and embedding climate action as a key priority in the recently approved 2023-2026 Capital Plan.

It is important to note that this framework, along with City budgets, sources of funding, and estimated costs, may change over the life of CEAP. The financial framework is meant to serve as a roadmap and will be revised and adjusted as we move forward. In the near-term, staff will revise this in 2023 with estimates for nature-based climate solution workplans and, if available, improved understanding of Vancouver Plan implementation needs.

### CCAS (climate adaptation)

Development of CCAS in 2018 did not include a financial framework similar to CEAP. The Climate Change Adaptation Strategy is expected to be updated in 2023; work will include the development of a financial framework with investment projections.

**Table 1 – 2023 Draft Current State Operating Budget – existing spend/budget aligned to Accelerate Action on Climate change**

Department	2023 Draft Budget	Initiative Highlights
Solid Waste Utility	\$ 18.1	<ul style="list-style-type: none"> <li>Collecting green bin material from residential households</li> <li>Extracting landfill gas from the landfill</li> </ul>
Board of Parks and Recreation	\$ 6.8	<ul style="list-style-type: none"> <li>Transition small equipment from fuel to battery operated — As directed by a Park Board motion and informed by an equipment pilot completed in 2019, transition small equipment inventories from fuel base to battery powered to reduce greenhouse gas emissions.</li> </ul>
Planning, Urban Design & Sustainability	\$ 5.7	<ul style="list-style-type: none"> <li>Climate Emergency Action Plan (CEAP) — Implement the CEAP to cut Vancouver’s carbon pollution in half by 2030.</li> <li>Climate Change Adaptation Strategy — Implement high-priority core and enabling actions, with a focus on sea level rise.</li> </ul>
NEU Utility	\$ 3.9	<ul style="list-style-type: none"> <li>Providing low-carbon heat and hot water to buildings in the False Creek area through the recycling of sewage waste heat and the use of renewable natural gas (operating expense portion of budget)</li> </ul>
Engineering - Public Works	\$ 3.5	<ul style="list-style-type: none"> <li>Deliver 63 fleet electric vehicle charging stations as part of Natural Resources Canada’s Zero Emission Vehicle Infrastructure Program funding.</li> <li>Advance City-wide and regional long-term plans to develop an integrated transportation and land use plan through the Vancouver Plan in coordination with TransLink’s update of Transport 2050, the regional transportation strategy.</li> <li>As part of the system expansion with e-bikes, future expansion and information sharing regarding public bike share in the region is being coordinated.</li> <li>Broadway Subway project — Coordinate and work with the provincial government and its contractor throughout construction.</li> <li>Commission the 200th electric vehicle in the City’s fleet.</li> </ul>
Development, Buildings and Licensing	\$ 0.9	<ul style="list-style-type: none"> <li>New energy standards - Implement new energy standards for low-density housing to provide practical methods and performance-based options to increase energy efficiency and reduce greenhouse gas emissions from buildings.</li> <li>Harmonize Building Standards - Review existing construction regulations and bulletins to seek low impact opportunities to modernize construction policies, align regulations with their federal and provincial analogues, and reduce complexity in application.</li> </ul>
Sewer Utility	\$ 0.6	<ul style="list-style-type: none"> <li>Maintenance of Green Infrastructure</li> <li>Shoreline Protection Maintenance</li> </ul>
Real Estate and Facilities Management	\$ 0.4	<ul style="list-style-type: none"> <li>Continue leadership and implementation of City’s strategies including Renewable City Strategy, Zero Emission Building Plan, Green Operations Plan) to achieve 100% reduction in GHG emissions by 2040.</li> </ul>
General Government (excl. BPPS)	\$ 0.1	<ul style="list-style-type: none"> <li>City Studio- innovation hub brings together city staff, students, faculty and community to co-create experimental projects that make Vancouver more sustainable, liveable, joyful and inclusive. Born in response to Vancouver’s plan to become the greenest city in the world.</li> </ul>
<b>Total</b>	<b>\$ 40.0</b>	<b>Accelerate Action on Climate Change</b>

**Table 2 – 2023 Draft New Multi-Year Capital Budget aligned to Accelerate Action on Climate Change**

Council Priority: Accelerate Action on Climate Change (\$ millions)					
Service Category 1	Service Category 2	Service Category 3	Capital Budget Project & Program Name	Draft 2023 Multi-Year Capital Budget	
Civic facilities & equipment	All City facilities	Programs	2023-2026 Energy Optimization Program	6.0	
	Vehicles & equipment	Programs	2023-2026 Electrification Of Vehicles & Equipment - Other	0.7	
Parks & public open spaces	Park buildings, infrastructure & vehicles	Park infrastructure	2023-2026 Potable Water Reduction/Reuse Program	0.5	
		Park vehicles & equipment	2023-2026 Electrification Of Vehicles & Equipment - Parks	0.5	
	Seawall & waterfront	Seawall & shoreline	Maintenance / Repairs Of Seawall Or Shoreline	1.1	
			Seawall / shoreline planning - Coastal Flood Protection	0.3	
			Seawall / shoreline planning - Coastal Resiliency	0.3	
Urban forest & natural areas	Natural areas	2023-2026 Convert Park Land To Healthy Habitat	0.5		
Renewable energy	Community electrification	Green buildings	2023-2026 Energy Retrofits For Non-City Buildings	4.1	
		Zero emission vehicles	2023-2026 Off-Street Electrical Vehicle Charging Infrastructure For Non-City Buildings	0.9	
	Neighbourhood Energy Utility	Distribution	2023-2026 Expansion Of Existing Distribution Network	0.5	
Streets	Building a resilient network	Sidewalks & pathways	2023-2026 Sidewalks Rehabilitation	1.5	
		Traffic signals	2023-2026 New Signals	2.1	
		Vehicles & equipment	2023-2026 Electrification Of Vehicles & Equipment - Streets	0.4	
	Improving mobility	Active transportation corridors & complete streets		2023-2026 Active Transportation & Complete Streets - Portside Greenway	0.3
				2023-2026 Transportation Design Staffing	1.1
				2023-2026 Transportation Planning & Monitoring	2.0
				New Active Transportation Improvements	1.5
			Transportation Monitoring	1.0	
			Upgrades to Active Transportation Network	2.0	
		Neighbourhood transportation		2023-2026 Pedestrian Curb Ramps	1.0
				2023-2026 Bus transit Improvements	1.2
	Supporting public life	Streetscape amenities		Bus Operations & Accessibility	0.7
				2023-2026 Horticulture	0.3
			2023-2026 Public Realm Electrical Vehicle Charging Infrastructure	0.9	
			2023-2026 Public Realm Electrification	1.1	
Waste collection, diversion & disposal	Collection & cleaning	Collection & public realm cleaning programs	2023-2026 Electrification Of Vehicles & Equipment - Sanitation	0.1	
	Disposal	Vehicles & equipment	2023-2026 Electrification Of Vehicles & Equipment - Disposal	0.2	
Water, sewers & drainage	Potable water	Infrastructure renewal / Asset management	2023-2026 Engineering & Site Investigation	0.5	
			2023-2026 Engineering Site & Investigation - Development Water Resources Management	0.8	
		Resilience & climate adaptation		2023-2026 Access To Water	0.1
				2023-2026 Water Conservation Programs	0.2
				Accelerated Metering Infrastructure Reading Technology	1.0
		Emergency Preparedness (Post Disaster Provision Of Water)	0.1		
		Residential Metering Acceleration	2.0		
	Rainwater & sanitary water	Core network		Green infrastructure renewal & upgrades	19.4
			2023-2026 Flood & Watershed Planning	1.7	
		2023-2026 Pump Station renewals & upgrades	1.7		
<b>Total Accelerate Action on Climate Change</b>				<b>60.0</b>	

# ADDRESS AFFORDABILITY AND THE HOUSING CRISIS

Overall, our goal is to ensure that living in Vancouver supports residents of all incomes now and into the future. The document focuses on key areas such as affordability including items such as Housing, Childcare, Transportation and other costs i.e. user fees for city services, including parks and recreation and library services.



We have taken significant action in recent years to address the affordability crisis in our city, and to address issues of homelessness. This has included the implementation of the Empty Homes Tax, with all net revenue from the program allocated to affordable housing initiatives. Delivery of more housing, including social and low-income housing, is a collaborative effort across the City's operations and there are dependencies on financial support from other levels of government.

In 2023, initiatives included in the Operating and Capital Budgets are focused on addressing homelessness and housing insecurity, enhance supports to renter households and coordinate with senior government housing programs to attract as much investment from partners as possible.

### Existing Operating Activities:

The 2023 Draft Current State Operating Budget allocates \$73.3 million to support City initiatives across five City Departments (see table 1), with the following highlights:

- 1) Including Empty Homes Tax revenue, estimated at \$44 million net of administration costs, in the City's Operating Budget for the first time to be allocated to affordable housing initiatives and delivery of social and low-income housing.
- 2) Planning, Urban, Design & Sustainability (PDS) and Development, Buildings & Licensing (DBL) will continue to prioritize and expedite the approval and permitting of affordable housing projects through the City's regulatory approvals process.
- 3) Arts, Culture and Community Services (ACCS) through VAHEF will continue deployment of City assets for housing delivery. ACCS – Housing services will continue to provide support for renters and for people experiencing homelessness, including working with senior government levels to increase shelter capacity.

### Capital Investments:

The draft 2023 Capital Budget includes new funding of \$41 Million to support the Address Affordability and the Housing Crisis (see table 2) priority. These amounts are in addition to the previously approved capital project funding from prior Capital Plans which will continue to be



delivered in 2023. Following are some of the major initiatives that City would be working on in 2023 related to this priority:

- 1) Initiate planning and design work for new full day (0-4 years) Childcare spaces at Vancouver Aquatic Centre, East Fraser Community Centre, Downtown South locations, etc.
- 2) Ongoing pre-development work for affordable housing projects led by Arts, Culture and Community Services (potential for pre-development funding to be recovered if and when a project proceeds to construction).
- 3) Ongoing housing capital granting programs including grant allocations to non-profit partners to support community-based housing projects, grants to upgrade single room occupancy (SRO) units, etc.
- 4) The 2023-2026 Capital Plan includes \$122 million for land acquisition for supportive housing which will be brought forward to council for approval as and when opportunities arise.

**EHT-funded Items:**

The Empty Homes Tax (EHT) provides a source of funding for housing that does not impact the property tax rate. While the majority of EHT funding is allocated to support the acquisition and delivery of non-profit housing including VAHEF operations, a modest amount of EHT funding is available to support City initiatives. For 2023, the proposed capital budget includes \$15 million in EHT funding to support the grant allocations to non-profit partners to support community-based housing projects. Community Housing Incentive Program (CHIP) was approved by Council in October 2019. The program supports development and deepens affordability of social housing projects led by non-profit and co-op societies.



**Table 1 – 2023 Draft Current State Operating Budget – existing spend/budget aligned to Affordability & Housing Crisis**

Department	2023 Draft Budget	Initiative Highlights
Corporate Revenue	\$ 44.0	<ul style="list-style-type: none"> <li>Implementation of Empty Homes Tax to generate revenue to be allocated to affordable housing initiatives and the delivery of social and low-income housing.</li> </ul>
Development, Buildings and Licensing	\$ 13.5	<ul style="list-style-type: none"> <li>Affordable housing (full end-to-end development process)</li> <li>Digital Transformation Program — designing and building a scalable digital shift in DBL's core services</li> <li>Framework and Digital Workflow Management</li> <li>Vacant buildings strategy — Focus on proactively managing and enforcing abandoned and vacant properties.</li> </ul>
Arts, Culture & Community Services	\$ 7.9	<ul style="list-style-type: none"> <li>Initiatives related to non market housing operated by the City, with focused improved communication with renters and support the resolution of renter issues through the Renter Enquiry Line, SRO Vacancy Control implementation, monitor, and enforce newly adopted policy and regulations</li> <li>Outreach and community support for homeless population.</li> <li>Work with senior levels of Government to increase shelter capacity.</li> </ul>
Planning, Urban Design & Sustainability	\$ 6.3	<ul style="list-style-type: none"> <li>Broadway Plan — Advance plan implementation, including processing rezonings, zoning by-law changes, public realm design and policy development to respond to Council directions.</li> <li>Complete communities program — Conclude the Rupert and Renfrew SkyTrain Station area plans to support the City's economic, housing and climate policies</li> <li>Affordable housing — Support processing of rezoning applications under various City policies</li> <li>Implementation of Housing Vancouver and Vancouver Plan Housing Policies: Support the creation of equitable housing policies through the development of a 3 year housing action plan</li> </ul>
Grants Program	\$ 1.7	<ul style="list-style-type: none"> <li>Childcare grants enhance the Vancouver Childcare Sector and support sustainability, research and innovation to improve Policy and Practice across the Childcare Sector</li> </ul>
<b>Total</b>	<b>\$ 73.3</b>	<b>Affordability and the Housing Crisis</b>

**Table 2 – 2023 Draft New Multi-Year Capital Budget aligned to Address Affordability and the Housing crisis**

Council Priority: Address Affordability and the Housing crisis (\$ millions)				
Service Category 1	Service Category 2	Service Category 3	Capital Budget Project & Program Name	Draft 2023 Multi-Year Capital Budget
Childcare	Full day care (0-4 years old)	Other	2023-2026 Conversion Of Part-Day Spaces To Full Day (0-4) Care	0.1
		Projects	New full day (0-4) spaces - Other projects	1.3
			Childcare – East Fraser Land Community Centre – new full day (0-4) spaces	2.4
			Childcare – Urban Native Youth Centre – new full day (0-4) spaces	0.2
			New Childcare at Vancouver Aquatic Centre - Full Day (0-4) Spaces	2.4
		Programs	Childcare facility programs	2023-2026 Small Capital Grants For Non-City Owned Childcares
Housing	Land acquisition	Land acquisition program	2023-2026 Demolition & Other Land Preparation costs	2.8
	Low-income housing	Shelters	2023-2026 Shelter Program	0.1
		SROs	2023-2026 Single Room Occupancy (SRO) Upgrade Program	0.5
	Non-market housing	Programs	2023-2026 Grants To Support New Or Redeveloped Partner Units	16.0
		Programs	Housing facility programs	2023-2026 Planning & Studies - Housing
<b>Total Address Affordability and the Housing crisis</b>				<b>40.9</b>

# INCREASE FOCUS ON EQUITY & CRITICAL SOCIAL ISSUES

The City of Vancouver has a longstanding history of investing in and supporting equity focused initiatives and infrastructure, from the initial creation of the Vancouver Public Library and its City-supported growth over the last century, to the decades long investments in the growth of publicly owned recreation services, to the establishment of the Carnegie Centre, Evelyne Saller Centre, and the Gathering Place, to the millions of dollars of social grants distributed each year to support the hundreds of non-profits that work to support critical social needs and equity seeking communities. The adoption of the Equity Framework in 2021 by Council further solidified the commitment toward equity and articulated the specific orientation to this work across departments.



As noted above, many City departments are already addressing Equity and Social Issues in their existing budgets (operating and capital) and some Departments exist entirely for this purpose, such as the public library, Social Operations, Homelessness Services, and Social Policy and Projects. A key dynamic to note is that many of the critical social issues we contend with in Vancouver and across Canada – such as homelessness and the overdose crisis – are, in fact, the direct outcome of systemic inequities or structural (e.g., program) failures many of which are within senior government jurisdiction. The COVID pandemic brought these structural gaps and systemic inequities to the forefront, turning what were previously articulated as “cracks” in our social systems and structures to crevices. To some extent, this category articulates a priority to address both the underlying illness and the symptoms of our deepening equity crisis.

### Existing Operating Activities:

The 2023 Draft Current State Operating Budget allocates \$57 million in addressing Equity and Critical Social Issues across City Departments (see Table 1), with the following highlights:

- 1) Delivering quality core programs and services with the goal of supporting basic needs and belonging.
- 2) Social grants and other supports to the non-for-profit services sector
- 3) Continue exploring the truth of the Park Board’s colonial roots, practices and policies

### Capital Investments:

The draft 2023 Capital Budget includes new funding of \$8.5 Million to support the Equity and Critical Social Issues (see table 2) priority. These amounts are in addition to the previously approved capital project funding from prior Capital Plans which will continue to be delivered in

2023. Following are some of the major initiatives that City would be working on in 2023 related to this priority:

- 1) Capital granting program to support redevelopment of neighbourhood house (Cedar Cottage, Downtown Eastside, etc.).
- 2) Ongoing grant disbursement to support the Chinatown & Downtown Eastside area.
- 3) New Public Art installations to be delivered by City

**Table 1 – 2023 Draft Current State Operating Budget – existing spend/budget aligned to Increase Focus on Equity and Critical Social Issues**

Department	2023 Draft Budget	Initiative Highlights
<b>Arts, Culture &amp; Community Services</b>	\$ 25.6	Through three Social Centres, deliver quality core programs and services with the goal of supporting basic needs and belonging <ul style="list-style-type: none"> <li>• Build relationships and connections through a patron centred, safe and inclusive approach</li> <li>• Achieve enhanced community outcomes by providing priority and marginalized populations in the DTES and Downtown South areas with a wide range of cultural, recreational and educational programs as well as food security, health and hygiene services</li> <li>• Cultivate connected and inclusive environments that enhance the lived experiences of populations served</li> </ul>
<b>Grants Program</b>	\$ 7.8	• Social grants and other supports to the non profit services sector are key social development tools that enable work towards the City's Social policy goals including, the Healthy City Strategy and related policies and Priorities such as City of reconciliation, equity, anti-racism, cultural redress and accessibility efforts
<b>Board of Parks and Recreation</b>	\$ 4.2	• Advance the colonial audit — Continue exploring the truth of the Park Board's colonial roots, including a "core sample" analysis of the Park Board organization and history to daylight colonial practices and policies
<b>Real Estate and Facilities Management</b>	\$ 3.3	• Property Management of various Social and Cultural facilities and Childcare centers (operated by third party non-profit operators)
<b>Vancouver Public Library</b>	\$ 2.9	• Fine-free — Expand fine-free services. Seek new investment and implement incremental expansion or fully fine free services depending on available funding
<b>Planning, Urban Design &amp; Sustainability</b>	\$ 2.6	DTES plan: <ul style="list-style-type: none"> <li>• Manage development and support redress and reconciliation with different communities through the Downtown Eastside Plan</li> <li>• Work with the community to begin implementation of the Chinatown Heritage Assets Management Plan to retain and enhance the rich cultural heritage of Chinatown for the purpose of pursuing UNESCO World Heritage status. Support the provincial government efforts to locate a permanent site for the museum in Chinatown</li> </ul> <p>The Vancouver Heritage program will work to expand the meaning and understanding of heritage to embrace diverse cultural heritage as often manifested through both tangible and intangible aspects. The VHP specifically supports self-expressed histories and heritage of the Musqueam, Squamish and Tsleil-Waututh First Nations and urban Indigenous peoples</p>
<b>Vancouver Fire and Rescue Services</b>	\$ 2.6	• Rescue 23 (\$2.05M) • Deputy Chief of Diversity and Inclusion position: \$198K • 2 Fire Inspectors supporting SROs \$300K
<b>Development, Buildings and Licensing</b>	\$ 2.2	• Accessibility strategy • Affordable housing End-2-End planning and development process • Vacant Building Strategy
<b>Britannia Community Services</b>	\$ 2.1	• Developing and operating programs and activities directed towards the City's most vulnerable populations, including youth, seniors, indigenous, and homeless populations
<b>Engineering - Public Works</b>	\$ 1.6	• Comfort Stations at Hastings and Main and Victory Square; • Blood alley in Gastown • Street Activities
<b>City Manager's Office</b>	\$ 1.4	• Equity office • Indigenous Relations
<b>General Government (excl. BPPS)</b>	\$ 0.5	• Great beginnings - projects to support DTES
<b>Total</b>	<b>\$ 56.8</b>	<b>Increase Focus on Equity and Critical Social Issues</b>

**Table 2 – 2023 Draft New Multi-Year Capital Budget aligned to Increase Focus on Equity and Critical Social Issues**

Council Priority: Increase Focus on Equity and Critical Social Issues (\$ millions)				
Service Category 1	Service Category 2	Service Category 3	Capital Budget Project & Program Name	Draft 2023 Multi-Year Capital Budget
Arts, culture & heritage	Public art	Programs	2023-2026 New Public Art Delivered By The City	0.5
Community facilities	Social facilities	Grants	2023-2026 Chinatown Cultural Heritage Asset Management Plan (Champ)	0.1
			2023-2026 Downtown Eastside Plan Implementation Matching Grants	0.1
			2023-2026 Downtown Eastside Plan Strategic Project Grants	0.1
			2023-2026 Downtown Eastside Special Enterprise Program	0.1
			2023-2026 Social Capital Grant Program	0.3
			2023-2026 Planning & Studies - Social Facilities	1.0
Parks & public open spaces	Decolonization, arts & culture	Decolonization & policy development	2023-2026 Neighbourhood House Capital Project Grants	5.0
			2023-2026 Co-Management Framework	0.2
			2023-2026 Cultural Visibility On The Land	0.2
Streets	Supporting public life	Public gathering & place making	2023-2026 Decolonization Strategy	0.5
			2023-2026 Equity And Cultural Redress Staffing	0.5
<b>Total Increase Focus on Equity and Critical Social Issues</b>				<b>8.5</b>



# PROTECT AND BUILD A RESILIENT LOCAL ECONOMY

Vancouver has a diverse and thriving local economy, and the City of Vancouver is working to provide the services, investment and support, land-use plans and regulatory environment that will promote and build resilience for local businesses and the economy. We also are working to make the city an attractive destination for new businesses, capital and talent. In response to the significant impacts to local businesses that had to suspend or modify their operations due to the pandemic, the City established dedicated support and liaison resources for businesses, collaborated with the VEC in advocacy to all levels of government, and will continue to support business recovery in 2023 and beyond.



Protecting and Build a Resilient Local Economy requires integrated initiatives and a focused approach. Departments across the City, the Vancouver Economic Commission (VEC), our local partners, and external agencies play a significant role in supporting and advancing a healthy economy. In 2023, coordinated efforts will be critical to our success.

### Existing Operating Activities:

The 2023 Draft Current State Operating Budget allocates \$57 million in addressing Equity and Critical Social Issues across City Departments (see Table 1), with the following highlights:

- 1) Civic Theatres bringing community together and support the resilience and vibrancy of Vancouver’s arts and culture sector identified in Culture|Shift.
- 2) Arts and culture grants guided by Culture|Shift plan and contributes to civic life and the economic, community, and cultural health of the City.
- 3) Further process improvements, efficiencies and program development to create a strong economy focus for the City throughout 2023.

### Capital Investments:

The draft 2023 Capital Budget includes new funding of \$18 Million to support the “Protect and Build a resilient economy” priority (see table 2). These amounts are in addition to the previously approved capital project funding from prior Capital Plans which will continue to be delivered in 2023. Following are some of the major initiatives that City would be working on in 2023 related to this priority:

- 1) Capital granting program to support the non-profit partners to create new full-day (0-4 years) childcare spaces.
- 2) Ongoing disbursement of capital grants to support cultural facilities/programs.
- 3) Ongoing investments related to maintenance and renewal of Vancouver Police Department facilities and infrastructure.

The economic health of the city requires an integrated and collaborative approach. The work is interdepartmental and includes close partnerships with external groups and agency partners like VEC. It involves broad stakeholder engagement and consultation. It requires diverse policies to work effectively together in order to support and deliver a healthy, resilient, equitable economy.

**Table 1 – 2023 Draft Current State Operating Budget – existing spend/budget aligned to Protect and Build a Resilient Local Economy**

Department	2023 Draft Budget	Initiative Highlights
Civic Theatres	\$ 15.2	<ul style="list-style-type: none"> <li>Civic Theatres brings together community and supports the resilience and vibrancy of Vancouver’s arts and culture sector identified in Culture Shift. The City provides professionally equipped venues, spaces, and performances through operation of four civic theatres. Hosting large-scale international theatre, dance and music productions as well as small, independent companies and emerging local artists; a diverse offering of arts and cultural events that engage, challenge, enlighten, delight and inspire Vancouver’s citizens.</li> </ul>
Grants Program	\$ 14.3	<ul style="list-style-type: none"> <li>Arts and Culture grants issued to local non profit organizations to support operations, projects, access to Civic theatres and Capacity building. This investment is guided by key goals and directions of the City’s 10-year Council-approved arts and culture plan Culture Shift and contributes to civic life and the economic, community, and cultural health of the city by creating employment, creative activity, and providing access to shared stories and experiences.</li> </ul>
Development, Buildings and Licensing	\$ 11.2	<ul style="list-style-type: none"> <li>Business Licence Review</li> <li>Ride-hailing</li> <li>Liquor Primary Distancing Review</li> <li>Building upgrade policy</li> </ul>
Engineering - Public Works	\$ 5.8	<ul style="list-style-type: none"> <li>Long-term support of special events — Continue to support diverse and creative use of streets and public spaces for events throughout COVID-19 recovery and beyond, in line with the renewed Special Event Policy.</li> <li>Motion picture industry collaboration — enhance service to the industry and promote economic development through strategic relationships with Motion Picture Leadership group</li> <li>Street Activities</li> <li>Street Use</li> </ul>
Planning, Urban Design & Sustainability	\$ 4.3	<ul style="list-style-type: none"> <li>Economic and employment lands policy — In partnership with the Vancouver Economic Commission (VEC), lead the economic development planning components of the Vancouver Plan process.</li> <li>Business support, data tracking and monitoring</li> <li>Development contribution monitoring and revenue protection forecasting</li> <li>Granville Street Refresh</li> </ul>
Arts, Culture & Community Services	\$ 4.3	<ul style="list-style-type: none"> <li>Cultural services to support the Arts and Cultural community such as implementation of Making Space for Arts and Culture and prioritize Reconciliation and Decolonization, and delivering cultural equity &amp; accessibility initiatives</li> </ul>
General Government (excl. BPPS)	\$ 3.1	<ul style="list-style-type: none"> <li>Vancouver Economic Commission budget - build a prosperous, inclusive, zero-carbon and resilient local economy.</li> </ul>
City Manager's Office	\$ 0.9	<ul style="list-style-type: none"> <li>Sport Hosting Vancouver</li> </ul>
<b>Total</b>	<b>\$ 59.1</b>	<b>Increase Focus on Equity and Critical Social Issues</b>

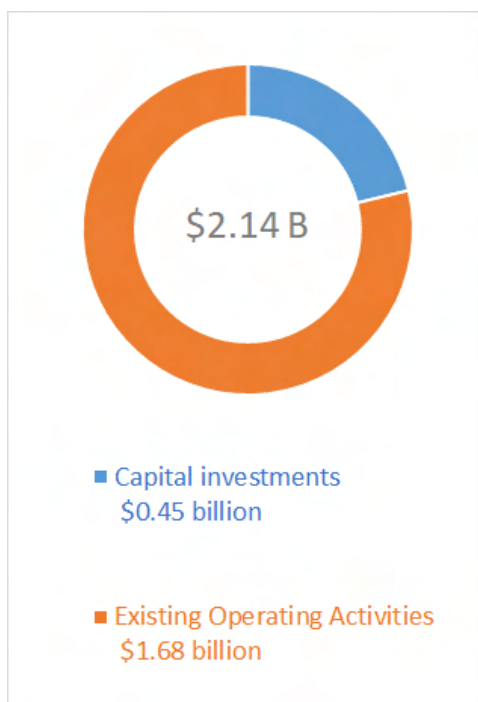
**Table 2 – 2023 Draft New Multi-Year Capital Budget aligned to Protect and Build Resilient Local Economy**

Council Priority: Protect and Build a Resilient Local Economy (\$ millions)				
Service Category 1	Service Category 2	Service Category 3	Capital Budget Project & Program Name	Draft 2023 Multi-Year Capital Budget
Arts, culture & heritage	Cultural facilities	Grants	2023-2026 Chinatown Cultural Partnership Grants	0.3
			2023-2026 Cultural Capital Grant Program	1.3
	Projects	Detailed Design for Firehall Theatre Renewal & Expansion	0.7	
	Heritage	Grants	2023-2026 Grant To Heritage Foundation	0.3
Childcare	Full day care (0-4 years old)	Other	2023-2026 Grants To Support New Full Day (0-4) Partner Spaces	5.4
Public safety	Police	Programs	2023-2026 Capital Maintenance - Vancouver Police Department	1.4
			2023-2026 Renewal Of Vehicles & Equipment - Vancouver Police Department (VPD)	2.8
		2023-2026 Renovations - Police	0.9	
	Projects	Vancouver Police Department (VPD) Headquarters - Planning & Scoping	0.1	
Streets	Improving mobility	Transit integration & reliability	Rapid Transit - Staffing	1.7
		Transportation safety & accessibility	2023-2026 Arterial & Construction Management	0.5
		2023-2026 At-Grade Rail Crossings	1.3	
	Supporting public life	Public gathering & place making	2023-2026 Gathering Places	1.5
<b>Total Protect and Build a Resilient Local Economy</b>				<b>17.9</b>



# DELIVER QUALITY CORE SERVICES THAT MEET RESIDENTS' NEEDS

The City's primary priority is to maintain and improve the core services that meet the needs of our residents. This includes "the basics"—things like picking up your garbage, keeping streets clean and safe, community centres, libraries and pools, and public safety including fire and police services. We also know from the public feedback as part of our engagement on the annual budget that maintaining core services is a top priority for Vancouver's residents and businesses.



City staff looked for opportunities to better align existing and ongoing activities and investments to these priority areas. Capital plan investments shown here reflect the work and costs included in the 2023 Draft Current State Budget from the multi-year approved capital plan.

## Existing Operating Activities:

The majority of the 2023 Draft Current State Operating Budget allocates \$1.68 billion to support the ongoing delivery of core services. The variety and breadth of those services are spread across the City (see Table 1), with the following highlights:

1. Maintaining public safety (police and fire services)
2. Provide residents with utility services (water, sewer, garbage collection, landfill)
3. Contributions toward general (non-utility) pay-as-you-go capital funding supporting the 2023-2026 Capital Plan.
4. Parks and Recreation, Library, Planning, Permitting, Street cleaning, and many other core services

as outlined in the 2023 Service Plans.

## Capital Investments:

The draft 2023 Capital Budget includes new funding of \$454 Million to support the ongoing delivery of core services priorities (see table 2). These amounts are in addition to the previously approved capital project funding from prior Capital Plans which will continue to be delivered in 2023. Following are some of the major initiatives that City would be working on in 2023 related to this priority:

- 1) Ongoing capital maintenance, and renovations of Civic facilities and infrastructure.
- 2) Renewal and upgrade of City's sewer and water infrastructure (including pipes, pump station, other assets, etc.).
- 3) Renewal and expansion of existing Parks, Community and Public Safety facilities (such

as sport courts, parks, community centres, fire halls, libraries, etc.).

**Table 1 – 2023 Draft Current State Operating Budget – existing spend/budget aligned to Deliver Core services that meet residents’ needs**

Department	2023 Draft Budget	Initiative Highlights
<b>Utilities</b>		
Sewer Utility	\$ 184.4	<ul style="list-style-type: none"> <li>Utility functions provide residents with integrated services associated with clean water for drinking and fire protection, safe removal of wastewater for regional treatment, and capture of rainwater for localized treatment, reuse and conveyance. The Engineering Utilities department also provides efficient collection and diversion of garbage and organics. Key services include: <ul style="list-style-type: none"> <li>• Drinking water utility management</li> <li>• Sewer and drainage utility management</li> <li>• Collecting garbage from residential households</li> <li>• Providing low-carbon heat and hot water to buildings in the False Creek</li> <li>• Running a transfer station and a landfill</li> </ul> </li> </ul>
Water Utility	\$ 154.1	
Solid Waste Utility	\$ 77.2	
Neighbourhood Energy Utility	\$ 4.2	
<b>Department</b>		
Vancouver Police Department	\$ 390.1	<ul style="list-style-type: none"> <li>• The Vancouver Police Department (VPD), as governed by the Vancouver Police Board, maintains public safety and upholds the rule of law.</li> </ul>
Vancouver Fire and Rescue Services (VFRS)	\$ 157.9	<ul style="list-style-type: none"> <li>• Vancouver Fire and Rescue Services (VFRS) ensures the city is safe for residents, visitors and businesses, its key services include: Community Safety and Risk Reduction , Fire suppression and special teams, Medical response.</li> </ul>
Board of Parks and Recreation	\$ 141.0	<ul style="list-style-type: none"> <li>• Develop long-term strategic framework for VanDusen Botanical Garden and Bloedel Conservatory</li> </ul>
Engineering - Public Works	\$ 104.6	<ul style="list-style-type: none"> <li>• Engineering Services oversees public works services associated with designing, delivering, maintaining and building streets, transportation infrastructure and public spaces</li> </ul>
Vancouver Public Library	\$ 55.7	<ul style="list-style-type: none"> <li>• Vancouver Public Library’s vision is to create an informed, engaged, connected City. Key service delivered include: collections and resources, reference and information services, library public space, technology access, public programming which are all core to resident’s needs.</li> </ul>
Britannia Community Services	\$ 3.9	<ul style="list-style-type: none"> <li>• Operating Pool, rink, Fitness Centre, Library and other recreational programs</li> </ul>
<b>Corporate Support</b>		
General Government (excl. BPPS)	\$ 158.6	<ul style="list-style-type: none"> <li>• \$90M reflects contributions toward general (non-utility) pay-as-you-go capital funding supporting the 2023-2026 Capital plan</li> <li>• \$13M Transfers to build up reserve balances (Election/Extreme weather reserve/ Capital facilities reserve)</li> <li>• \$51M Contingencies due to emerging risks and uncertainties.</li> </ul>
Other Corporate Support Services	\$ 99.8	<ul style="list-style-type: none"> <li>Key services include: <ul style="list-style-type: none"> <li>• Office of Chief Safety Officer, Mayor &amp; Council, Budget Planning and Process Support, Debt Charges, Office of the Auditor General, City Manager’s Office, Corporate Revenue</li> </ul> </li> </ul>
Technology Services	\$ 43.0	<ul style="list-style-type: none"> <li>• Technology Services delivers managed services to enable citizen engagement and communications, corporate information systems, workforce and collaboration tools, technology infrastructure, call centre services, and voice, data and printing services.</li> </ul>
Real Estate and Facilities Management	\$ 31.6	<ul style="list-style-type: none"> <li>• Real Estate and Facilities Management (REFM) provides a complete range of real estate, facilities planning, development and management, corporate protective and environmental services for City-owned and City-leased property and building assets, including lifecycle management functions and strategic long-term portfolio planning.</li> </ul>
Finance, Risk and Supply Chain Management	\$ 21.0	<ul style="list-style-type: none"> <li>• The Finance, Risk and Supply Chain Management (FRS) department provides services across the organization. These include corporate functions such as supply chain, accounting and treasury. Additionally, advisory services include financial planning and analysis, long-term financial strategy, risk management and program management, with a focus on enhanced decision-making and continuous improvement.</li> </ul>
Development, Buildings and Licensing	\$ 17.1	<ul style="list-style-type: none"> <li>• Development, Buildings &amp; Licensing (DBL) oversees all licensing in the city, helping businesses and individuals to operate safely and effectively within the City’s by-laws. DBL also shapes licensing policies to support emerging services, such as short-term rentals and ride-hailing, and the changing regulations around liquor and cannabis.</li> </ul>
Planning, Urban Design & Sustainability	\$ 12.9	<ul style="list-style-type: none"> <li>• Planning, Urban Design and Sustainability (PDS) is responsible for implementing City Council’s vision and direction through the creation of plans, policies and by-laws that guide the physical and economic development of the city. The two core functions of PDS are long-range and current planning.</li> </ul>
Human Resources	\$ 8.9	<ul style="list-style-type: none"> <li>• Human resources (HR) provides support to the organization and City staff across all business units.</li> </ul>
Legal Services	\$ 6.2	<ul style="list-style-type: none"> <li>• The Legal Services department provides professional legal services to the City to ensure the City functions within its lawful parameters.</li> </ul>
City Clerk’s Office	\$ 6.2	<ul style="list-style-type: none"> <li>• Provides administrative and information services to Council and its committees, boards, City departments and citizens.</li> </ul>
Arts, Culture & Community Services	\$ 5.8	<ul style="list-style-type: none"> <li>• Provide a range of cemetery services to meet the varied needs that reflect and serve the diverse cultures of the population, and relationship-management and contract management and monitoring services to new and existing non-profit operators who use City-owned/controlled spaces.</li> </ul>
<b>Total</b>	<b>\$ 1,684.4</b>	<b>Deliver quality core services that meet residents’ needs</b>

**Table 2 – 2023 Draft New Multi-Year Capital Budget aligned to Address Deliver Core services that meet residents’ needs**

Council Priority: Deliver Quality Core Services that Meet Residence’s Needs (\$ millions)						
Service Category 1	Service Category 2	Service Category 3	Capital Budget Project & Program Name	Draft 2023 Multi-Year Capital Budget		
Arts, culture & heritage	Cultural facilities	Programs	2023-2026 Capital Maintenance - Cultural Facilities	4.1		
			2023-2026 Civic Theatre Upgrades	1.2		
			2023-2026 Planning & Studies - Cultural Facilities	0.1		
			2023-2026 Renovations - Cultural Facilities	0.3		
	Entertainment & exhibition	Programs	2023-2026 Capital Maintenance - Entertainment & Exhibition	1.3		
Childcare	Public art	Programs	2023-2026 Maintenance Of Public Art	0.5		
			Programs	Childcare facility programs	0.2	
				2023-2026 Capital Maintenance - Childcare	0.2	
Civic facilities & equipment	Administrative facilities	Programs	2023-2026 Planning & Studies - Childcare	0.9		
			2023-2026 Renovations - Childcare	0.2		
Civic facilities & equipment	All City facilities	Programs	2023-2026 Capital Maintenance - Administrative Facilities	1.3		
			2023-2026 Renovations - Administrative Facilities	2.1		
			2023-2026 Facility Accessibility Program	0.6		
			2023-2026 Facility Department Planning	1.0		
			2023-2026 Facility Ergonomic Furniture Program	0.3		
			2023-2026 Facility Project Management & Other Support	2.9		
			2023-2026 Facility Reassessment Program	0.6		
			2023-2026 Facility Remediation Program	0.4		
			2023-2026 Facility Security Program	0.4		
			2023-2026 Facility Seismic Program	0.3		
			City Wide Fire Safety Program	0.1		
			2023-2026 Facility Other Programs	0.2		
			Service yards	Projects	2023-2026 Capital Maintenance - Service Yards	1.1
					2023-2026 Renovations - Service Yards	0.4
					Sunset Yard Renewal - Master Plan & Construction	10.4
Vehicles & equipment	Programs	2023-2026 New Vehicles & Equipment - Other	0.5			
		2023-2026 Renewal Of Vehicles & Equipment - Other	0.9			
Community facilities	Archives	Programs	2023-2026 Capital Maintenance - Archives	0.1		
			Interim Rehabilitation / Renovation Of Archive Facilities	2.0		
	Cemetery	Programs	2023-2026 Maintenance & Upgrades Of Cemetery Facilities	0.1		
			2023-2026 Capital Maintenance - Libraries	1.5		
	Libraries	Programs	2023-2026 Renovations - Libraries	0.2		
			Oakridge Library Furniture, Equipment + Collection	2.4		
	Recreation facilities	Programs	2023-2026 Capital Maintenance - Recreation Facilities	4.9		
			2023-2026 Renovations - Recreation Facilities	0.7		
	Social facilities	Projects	Vancouver Aquatic Centre - Renewal & Expansion	21.0		
			Programs	2023-2026 Capital Maintenance - Social Facilities	0.7	
Emerging priorities, contingency & project delivery	Delivery	Overhead	2023-2026 Renovations - Social Facilities	0.5		
			2023-2026 Capital Overhead - Civic Engagement and Communications	0.5		
			2023-2026 Capital Overhead - Financial Planning & Analysis and Other	0.4		
			2023-2026 Capital Overhead - Human Resources	0.4		
			2023-2026 Capital Overhead - Legal	2.4		
			2023-2026 Capital Overhead - Procurement	3.2		
			2023-2026 Capital Overhead - Strategic Planning and Project Management	0.8		
			2023-2026 Financing Growth Team	0.5		
			Overhead for Special Project Office	0.5		
			2023-2026 Capital Maintenance & Renovations - Housing	0.6		
Housing	Programs	Housing facility programs	0.6			
		2023-2026 Capital Maintenance & Renovations - Housing	0.6			
Parks & public open spaces	Park amenities	Ball diamonds & playfields	2023-2026 New Ball Diamonds & Playfields	0.1		
			2023-2026 Renewal & Upgrades Of Ball Diamonds & Playfields	1.0		
			Dog off-leash areas	0.5		
			Upgrades to Dog Off-Leash Area at Emery Barnes Park	0.9		
			New parks	0.1		
			Expansion Of Delamont Park (Phase 1)	0.1		
			Expansion Of W.C. Shelly Park (Phase 1)	0.2		
			New Park at Alberni & Nicola	0.1		
			Other amenities	0.2		
			2023-2026 Renewal Of Other Amenities	0.2		
			Park planning	0.2		
			2023-2026 Planning & Studies - Parks	0.2		
			Playgrounds & spray parks	0.4		
			2023-2026 New Playgrounds & Spray Parks	2.0		
			Sport courts & skate parks	0.1		
			2023-2026 Renewal & Upgrades Of Sport Courts & Skate Parks	0.6		
			Park buildings, infrastructure & vehicles	Park buildings	2023-2026 Capital Maintenance - Park Buildings	1.3
					2023-2026 New Park Buildings	0.9
			Park infrastructure	Park infrastructure	2023-2026 Maintenance, Upgrading & Renewal Of Park Electrical & Water Infrastructure	0.8
					2023-2026 New Park Electrical & Water Infrastructure	1.0
			Park pathways	Park pathways	2023-2026 Stanley Park Cliff Maintenance	0.1
					2023-2026 Maintenance & Renewal Of Park Pedestrian Infrastructure	0.6
			Park roads & parking lots	Park roads & parking lots	2023-2026 Maintenance & Renewal Of Park Vehicular Infrastructure	0.6
					2023-2026 New Vehicles & Equipment - Park Board	1.4
			Park vehicles & equipment	Park vehicles & equipment	2023-2026 Renewal of vehicles & equipment - Park Board	3.3
					Parks Project Management & Overhead	2.0
			Project management & overhead	Seawall & waterfront	Deconstruction Creekside Expo Deck (Initial Phases)	0.4
2023-2026 Capital Maintenance - Fire & Rescue	0.4					
Public safety	Fire & rescue	Programs	2023-2026 Capital Maintenance - Fire & Rescue	0.4		
			2023-2026 New Vehicles & Equipment - Vancouver Fire & Rescue Services	3.5		
			2023-2026 Renewal Of Vehicles & Equipment - Vancouver Fire & Rescue Services	4.2		
			2023-2026 Renovations - Fire & Rescue	0.3		
			Projects	Downtown South Fire Hall (Fh#8) - Renewal & Expansion	3.6	

Council Priority: Deliver Quality Core Services that Meet Residence's Needs (\$ millions)

Service Category 1	Service Category 2	Service Category 3	Capital Budget Project & Program Name	Draft 2023 Multi-Year Capital Budget			
Renewable energy	Neighbourhood Energy Utility	Generation	New low carbon base load capacity for existng network - Design	0.2			
			Other Projects	3.0			
		Programs	2023-2026 Maintenance & Renewal Of Neighbourhood Energy Utility (NEU) Assets	2.3			
Streets	Building a resilient network	Bridges & structures	2023-2026 System Planning & Overhead	1.0			
			2023-2026 General Bridge Rehabilitation Program	2.5			
			2023-2026 Retaining Wall & Slope Rehabilitation	0.9			
			Cambie Bridge - Rehabilitation	3.0			
			Cambie Bridge - Seismic	27.0			
			Granville Bridge South Approach Rehabilitation (Phase 1)	0.5			
			Granville Bridge Structural Steel Repairs & Recoating (Phase 2)	34.0			
		Pavement rehabilitation	2023-2026 Arterial Road Rehabilitation	4.8			
			2023-2026 Design Investigation - Streets & Structures	0.7			
			2023-2026 Local Roads Rehabilitation	2.5			
			2023-2026 MRN (Major Road Network) Rehabilitation	5.6			
		Street lighting	2023-2026 H-Frame Replacement	1.5			
			2023-2026 New Street Lighting	0.3			
			2023-2026 Trolley Pole Replacement	1.4			
			Fixtures – Decorative/Pedestrian Scale	1.0			
			Light Fixture Arm - Rehabilitation	0.4			
			Service Panels & Kiosks - Rehabilitation	0.2			
			Street Lighting & Pole - Rehabilitation	2.4			
			Underground Street Lighting Conduits	3.6			
			Traffic signals	2023-2026 Signal Rehabilitation	6.5		
			Vehicles & equipment	2023-2026 New Vehicles & Equipment - Streets	1.0		
		2023-2026 Renewal Of Vehicles & Equipment - Streets		3.2			
		Improving mobility	Neighbourhood transportation	2023-2026 Neighbourhood Traffic Management & Spot Improvements	0.5		
			Transportation safety & accessibility	2023-2026 School Program	0.8		
				2023-2026 Transportation Safety	0.5		
		Supporting public life	Commercial high street corridors	Gastown/Water Street - Near Term Repairs & Reconstruction	4.5		
				Gastown/Water Street - Projects To Increase Host Nations Visibility	0.3		
				Gastown/Water Street - Rehabilitation Planning & Design	1.0		
				Neighbourhood Spot Improvements West End	0.1		
			Streetscape amenities	Bike Racks + Street Furniture	0.2		
				2023-2026 Application Renewal Program	3.1		
		2023-2026 Client Hardware Refresh Program		2.6			
		Technology	Technology	Technology programs	2023-2026 Data Centre Relocation	3.6	
2023-2026 Digital Strategy	0.9						
2023-2026 Enterprise Data & Analytics	1.7						
2023-2026 Enterprise Service Management	0.7						
2023-2026 Maintenance/Upgrade/Expansion for Vancouver Public Library (VPL) Technology Infrastructure	1.0						
2023-2026 Maintenance/Upgrade/Expansion for Vancouver Police Department (VPD) Technology Infrastructure	2.8						
2023-2026 Maintenance/Upgrade/Expansion of Citywide Technology Infrastructure	7.0						
2023-2026 Technology Services Business Projects	5.0						
2023-2026 Technology Services Capital Resource Pool	0.5						
2023-2026 Technology Services Overhead	0.8						
Waste collection, diversion & disposal	Collection & cleaning				Collection & public realm cleaning programs	2023-2026 New Vehicles & Equipment - Sanitation	0.2
						2023-2026 Renewal Of Vehicles & Equipment - Sanitation	6.4
						2023-2026 Technological Enhancements	0.5
					Public realm infrastructure	2023-2026 Maintenance & Renewal Of Litter & Recycling Cans/Bins	0.5
						2023-2026 New Litter & Recycling Cans/Bins	0.5
	2023-2026 Landfill Stormwater Management	2.5					
	Disposal	Landfill closure	Phase 5 - Design	2.0			
			Vancouver Landfill Phase 5 South Closure - Implementation	20.5			
		Landfill non-closure	2023-2026 Gas Collection Infrastructure	5.8			
			2023-2026 Vancouver Landfill Maintenance / Renovations / Upgrades	2.5			
Transfer station		2023-2026 Maintenance & Renewal Of Transfer Station	1.8				
Water, sewers & drainage	Potable water	Infrastructure renewal / Asset management	2023-2026 New Vehicles & Equipment - Disposal	0.1			
			2023-2026 Renewal Of Vehicles & Equipment - Disposal	7.3			
			2023 Distribution Main Replacement	20.0			
			2023 Pender Transmission Main Project	0.3			
			2023-2026 Aging Hydrant Replacement	0.4			
			2023-2026 Aging Meter Replacement	0.8			
		Resilience & climate adaptation	2023-2026 Water Seismic Resilience Upgrade Program	0.2			
			2023 Connection Upgrades To Support Growth	3.5			
		Supporting growth & development	2023-2026 New Meters To Support Growth	0.5			
			2023-2026 Water upgrades to support growth	0.2			
Vehicles & equipment	2023-2026 New Vehicles & Equipment - Water	0.3					
	2023-2026 Renewal Of Vehicles & Equipment - Water	2.1					
Rainwater & sanitary water	Asset management & planning	2023-2026 Green Infrastructure Asset Strategy And Planning	0.3				
		2023-2026 Rain & Ground Water Monitoring	0.3				
		2023-2026 Rain & Ground Water Planning	1.3				
		2023-2026 Sewer And Drainage Planning	4.9				
		2023-2026 Sewer Asset Inspections & Monitoring	2.4				
		2023-2026 Utility Modeling	1.1				
		2023-2026 Utility Planning	2.5				
			2023-2026 Water Quality & Green Infrastructure Monitoring	0.3			
		Connections	2023-2026 Aging Sewer Connections	1.2			
			2023-2026 New & upgraded connections	8.5			
			2023-2026 Sewer Residential and Commercial Connections	2.5			
		Core network	Sewer upgrades to support growth (city-led)	25.5			
			2023-2026 Clean Water Planning	1.4			
			2023-2026 Sewer And Drainage Planning For Combined Sewer Overflow (CSO) Elimination	0.4			
			Sewer main renewal program	57.3			
2023-2026 Sewer Maintenance And Replacement Other	4.3						
2023-2026 Targeted Combined Sewer Overflow (CSO) Reduction- South West Marine Drive	0.3						
Vehicles & equipment	2023-2026 Targeted Combined Sewer Overflow separation program - Hastings Street	0.7					
	2023-2026 New Vehicles & Equipment - Sewers	0.5					
	2023-2026 Renewal Of Vehicles & Equipment - Sewers	6.2					
Total Deliver Quality Core Services that Meet Residence's Needs				453.6			

## MEMORANDUM

December 19, 2022

TO: Mayor and Council

CC: Paul Mochrie, City Manager  
Armin Amrolia, Deputy City Manager  
Karen Levitt, Deputy City Manager  
Rosemary Hagiwara, Acting City Clerk  
Teresa Jong, Administration Services Manager, City Manager's Office  
Maria Pontikis, Chief Communications Officer, CEC  
Kareem Allam, Chief of Staff, Mayor's Office  
Trevor Ford, Director of Operations, Mayor's Office  
Mellisa Morphy, Director of Policy, Mayor's Office  
Colin Knight, Director, City-wide Financial Planning and Analysis  
Sarah Kapoor, Director, Business Unit Financial Planning and Analysis  
Pragya Grewal, Associate Director, City-wide Financial Planning and Analysis  
City Leadership Team

FROM: Patrice Impey  
General Manager, Finance, Risk and Supply Chain Management

SUBJECT: 2023 Current State Budget - Additional information and responses to  
Councillors' questions (Memo #3)

RTS # N/A

---

Dear Mayor and Council,

The purpose of this memo is to provide additional supporting information on the 2023 Current State Budget as well as responses to Councillors' questions. As well, a summary of all Budget memos set to date has been attached providing a reference to all the information in one place. The following information is included in this memo:

1. City Grants (ACCS Grants plus other City Grants) and Administration costs
2. 2023 VPD Draft Current State, Current State plus Council motion, and Board Proposed Operating Budget
3. Break down of \$1.6M related to Culture I Shift
4. Works on Cultural Food assets, Punjabi Market revitalization, South Asian apology in Draft Current State Budget
5. Break down of 0.5% Property tax increase to enhance funding supports for the City's opioid crisis



**1. City Grants - ACCS Grants plus other City Grants, as well as a high-level estimate of nominal leases and property tax exemptions.**

ACCS Grants Administration Costs

Granting organizations often see costs of administration of grant programs anywhere from 9-12% of the total grants budget (does not include other costs such as Board or fundraising costs, etc.).

Below are ACCS Departments 2022 grant administration costs – please note, these numbers do not include senior administration oversight costs or other overhead costs.

Item	Culture		Social		Childcare		Homelessness Services Renters Office	
Total Expenses	\$14,649,171		\$8,316,739		\$3,076,649		\$567,205	
Total Admin expenses	\$691,624	4.7%	\$583,416	7.0%	\$105,522	3.4%	\$24,205	4.3%
Grants - Budget	\$13,957,547	95.3%	\$7,733,323	93.0%	\$2,971,127	96.6%	\$543,000	95.7%
Staff salaries	\$665,574		\$574,528		\$105,522		\$24,205	
Consulting/PM			\$8,000					
Adjudication	\$26,050		\$400					
Catering/hosting			\$488					

**Notes:**

*Culture: Has some large Major Institution grants that impact numbers (e.g., VAG, VSO, MOV)*

*Culture: Adjudication includes catering/hosting costs for community juries.*

*All teams: Grants Teams time includes liaison and relationship building with non-profits, contributing to special projects, responding to issues arising with non-profits, etc.*

The City's grant programs are outline in the following tables:

Table 1: Operation Grants administered through ACCS

Table 2: Capital grants administered through ACCS (these are grants for capital work done by non profits)

Table 3: Operating Grants administered by other city depts.

Table 4: Capital grants administered by other city depts.

Table 5: Property Tax Exemptions

NOTE 1: Grants related to Nominal Leases

**Table 1: 2022 Operating Grants - ACCS**

ACCS 2022 Operating Grants Details							
Stream	Grant Name	Type	Grant Overview	More Information	2022 Budget (\$)	2022 Approved (\$)	# of Org Supported
Cultural Services	Culture Projects	Operating	Supports one-time cultural celebrations, festivals, performances, productions, exhibitions, residencies, mentorships and other cultural learning opportunities.	<a href="https://vancouver.ca/files/cov/communities-and-artists-shifting-culture-info-guide.pdf">https://vancouver.ca/files/cov/communities-and-artists-shifting-culture-info-guide.pdf</a>	1,750,787	1,675,067	175
	Cultural Operating Funding – Institutions	Operating	Grants offering consistent, reliable support to large-scale established institutions to support ongoing operations, programming and services, operating civic-owned or leased facilities.	<a href="#">Cultural Operating Funding - Annual (COFA) Information Guide (vancouver.ca)</a>	3,948,400	3,905,080	5
	Cultural Operating Funding – Annual	Operating	Annual Operation funding to not-for-profit institutions' Equity & Reconciliation initiatives.	<a href="#">Cultural Operating Funding - Annual (COFA) Information Guide (vancouver.ca)</a>	4,493,938	4,537,258	144
	Theatre Rental	Operating	Provides a non-cash subsidy to cultural non-profits to assist with the costs of renting space at City theatre facilities	<a href="#">Theatre Rental Grant Program   City of Vancouver</a>	2,846,586	2,827,296	91
	Individual Artists Fund	Operating	Small grants for emerging artists supporting Culture   Shift initiatives	<a href="#">Creative Spark Vancouver Grants for Emerging Artists   ArtStarts in Schools</a>	60,000	60,000	
	Cultural Indigenous	Operating	Funding for local Indigenous-lead or mandated NPOs to support Indigenous artists, or Indigenous arts and culture programs and services. These grants also support the Musqueam, Squamish, and Tsleil-Waututh Nations for self-determined cultural projects.	Relationship based programs for equity groups or indigenous groups, not by open call.	260,000	280,000	9
	Cultural Equity & Accessibility	Operating	Grants provided to local equity-lead or mandated NPO arts and cultural groups to support equity artists and arts and culture programs and services.	Relationship based programs for equity groups or indigenous groups, not by open call.	290,000	316,000	13
	Affordable Spaces	Operating	Support facility operating costs for local non-profit space operators who provide subsidized affordable space for Vancouver-based artists and/or cultural organizations.	<a href="#">Cultural Spaces Grant Program   City of Vancouver</a>	307,836	356,846	22
<b>Total Cultural Operating Grants</b>					<b>13,957,547</b>	<b>13,957,547</b>	<b>459</b>

**Table 1: 2022 Operating Grants - ACCS (Continued)**

ACCS 2022 Operating Grants Details							
Stream	Grant Name	Type	Grant Overview	More Information	2022 Budget (\$)	2022 Approved (\$)	# of Org Supported
Social Policy	Core Support Grants	Operating	Support core operating costs (or program costs) for organizations providing social services in the City of Vancouver. Core Support Grants provide funding that addresses inequity and mitigates conditions that create vulnerability for residents of Vancouver.	<a href="https://vancouver.ca/people-programs/core-support-grants.aspx">https://vancouver.ca/people-programs/core-support-grants.aspx</a>	5,672,313	5,672,313	140
	Indigenous Healing and Wellness Grants	Operating	Integration of traditional, spiritual and cultural healing and wellness activities in Vancouver urban indigenous community.	<a href="https://vancouver.ca/people-programs/aboriginal-healing-and-wellness-grants.aspx">https://vancouver.ca/people-programs/aboriginal-healing-and-wellness-grants.aspx</a>	120,000	120,000	7
	Social Innovation Projects	Operating	Program shifts focus areas every few years. Focus of 2023 is support for Anti-Black Racism Report Recommendations.	N/A: Undergoing change in focus/criteria in 2023	100,000	100,000	
	Food Program Grants	Operating	Support neighborhood and community scale efforts that facilitate community connectedness and catalyze action, knowledge, and skill –building on food system issues. School Food Grant funds efforts that provide school-day meals to students in or adjacent to Vancouver school settings.	<a href="https://vancouver.ca/people-programs/sustainable-food-systems-grants.aspx">https://vancouver.ca/people-programs/sustainable-food-systems-grants.aspx</a>	679,642	679,642	18
	Neighborhood Organization Grants	Operating	Direct support for Neighborhood Houses across the City and their programs.	<a href="https://vancouver.ca/people-programs/school-food-grants.aspx">https://vancouver.ca/people-programs/school-food-grants.aspx</a>	1,092,511	1,092,511	11
	Edgewater and Hasting Social Responsibility Grants	Operating	Support for organization address social issues facing residents in the Mount Pleasant, Strathcona/Downtown Eastside, or the Downtown core neighbourhoods. HLF Funds issued in December 6 <sup>th</sup> Council Repot.	Open call paused due to COVID. Reinstatement in 2023. Some reserve contributions paused due COVID and partially reinstated in 2021, repayment plan approved in 2022.		170,000	24
<b>Total Social Operating Grants</b>					<b>7,664,466</b>	<b>7,834,466</b>	<b>200</b>

**Table 1: 2022 Operating Grants - ACCS (Continued)**

ACCS 2022 Operating Grants Details							
Stream	Grant Name	Type	Grant Overview	More Information	2022 Budget (\$)	2022 Approved (\$)	# of Org Supported
Childcare	Childcare Enhancement Grants	Operating	For non-profit licensed, group childcare, preschool, school-aged care, and occasional child care programs that serve primarily high need families. Grants are intended to support the quality and affordability of licensed programs to ensure access to those families most in need of the support. Funds are to be used for program enhancement and not for capital expenditures.	<a href="https://vancouver.ca/people-programs/childcare-enhancement-grants.aspx">https://vancouver.ca/people-programs/childcare-enhancement-grants.aspx</a>	970,000	970,000	47
	Childcare Project Grants	Operating	Supports innovations in Vancouver's childcare sector and capacity building to support individual organizations.	Three previous grant programs combined into one stream for efficiency. Webpages not yet updated. Budget amount including 2022 inflation adjustment.	323,289	323,289	7
	Childcare Sector Capacity Grants	Operating	Supports organizations that operate multiple childcare sites and/or coordinate services, provide education, training and sector data gathering (e.g. Vancouver Society of Children's Centres and Westcoast Childcare Resource Centre).	N/A: Not an open grant and has no website.	376,000	376,000	2
	Childcare Reserve Grants	Operating	Qualifying organizations must run an infant/toddler program. Grant is intended to provide support to cover additional expenses related to the infant program that cannot be offset with surplus in the toddler/preschooler programs. As of 2016, no new City facilities are eligible for this grant. Future Provincial supports in this area are anticipated; however no commitments or programs have been established.	N/A: Not an open grant and has no website.	No annual budget, drawing from CC Reserve	514,800	17
<b>Total Childcare Operating Grants</b>					<b>1,669,289</b>	<b>2,184,089</b>	<b>73</b>
Housing & Homelessness Service	Homeless Action Week Grants:	Operating	Capacity building, skill development, awareness building and providing direct access to resources and services for people experiencing or at risk of homelessness.	<a href="#">Homelessness Action Week grants   City of Vancouver</a>	\$43,920	43,000	15
	Renter Services Grants (EHT funded)	Operating	Enhance not-for-profit organizations ability to support and advocate for Vancouver renters and improve their rental housing outcomes	<a href="https://vancouver.ca/people-programs/renter-services-grants.aspx">https://vancouver.ca/people-programs/renter-services-grants.aspx</a>	500,000	500,000	12
<b>Total Housing &amp; Homelessness Service Operating Grant</b>					<b>543,000</b>	<b>543,000</b>	<b>27</b>
<b>ACCS 2022 Total Operating Grants</b>					<b>23,834,302</b>	<b>24,519,102</b>	<b>760</b>

**Table 2: ACCS 2019-2022 Capital Grants**

ACCS 2019 -2022 Capital Grants									
Stream	Grant Name	Type	Overview	More Information	2019-2022 Capital Budget (\$)	2019-2021 Approved (\$)	2022 Approved (\$)	# of Org Supported	To be Allocated (\$)
Cultural Services	Cultural Space Grant	Capital	Matching grants for capital building-based projects including: Space planning and research Acquisition (purchase), renovation, or expansion of an arts and cultural facility.	<a href="#">Cultural Spaces Grant Program I - City of Vancouver</a>	6,000,000	4,195,375	1,699,900	33	104,725
	Cultural Infrastructure - Chinatown	Capital	Provide capital support for cultural heritage infrastructure projects in Chinatown, including but not limited to planning/scoping, design development, and building renovations or upgrades.	N/A	500,000				500,000
	2015-2018 Capital Plan Carried Forward \$	Capital	Carry forward unallocated amount from 2015-2018 capital plan.	N/A	763,591	426,650	325,000	18	11,941
<b>Total Cultural Capital Grants</b>					<b>7,263,591</b>	<b>4,622,025</b>	<b>2,024,900</b>	<b>51</b>	<b>616,666</b>
Social Policy	Medium Social Capital Grant	Capital	Funding supported non-profit organizations' capital-related projects, allowed organizations to leverage additional capital funding while addressing safety concerns, and expanding core programming for critical service delivery.	N/A. Not an open application	1,100,000	1,084,534	15,466	2	0
	Small Social Capital Grants	Capital	Funds small capital projects that preserve or increase the capacity of facilities used to address the needs of vulnerable communities in Vancouver.	<a href="https://vancouver.ca/people-programs/capital-grants-program.aspx">https://vancouver.ca/people-programs/capital-grants-program.aspx</a>	400,000	308,000	92,000	6	0
	Equity Capital Grant - Saa'ust	Capital	One time capital funding to Saa'ust indigenous health and wellness program to secure a location within the indigenous-led Aboriginal Land Trust project at 52-92 East Hastings. Development expect to complete by 2024/2025.	N/A. Not an open application	2,000,000	2,000,000	0	0	0
<b>Total Social Capital Grants</b>					<b>3,500,000</b>	<b>3,392,534</b>	<b>107,466</b>	<b>8</b>	<b>0</b>
Childcare	School Age Care Expansion	Capital	Provincial Childcare MOU funds for school age 5-12 years old.	Orgs approach the City with plans to expand childcare offerings	63,734		63,734	2	0
<b>Total Childcare Capital Grants</b>					<b>63,734</b>	<b>0</b>	<b>63,734</b>	<b>2</b>	<b>0</b>
Housing & Homelessness Service	SRO Upgrade Grant : SRO renovations	Capital	Grants are designed to support capital upgrades to SRA designated rooms that are owned or leased by a registered non-profit Society, to maintain affordability and improve livability for residents	<a href="https://vancouver.ca/people-programs/capital-grants-program.aspx">https://vancouver.ca/people-programs/capital-grants-program.aspx</a>	6,000,000	600,000	795,000	2	4,605,000
	Supportive Housing Integration Grants	Capital	Support events and projects that foster engagement between residents, operators and the broader community.	<a href="https://vancouver.ca/people-programs/supportive-housing-grant-program.aspx">https://vancouver.ca/people-programs/supportive-housing-grant-program.aspx</a>	900,000		0	0	900,000
	Chinatown Housing Partnership Program	Capital	Funding to support Chinese family associations with SRA building upgrades to improve livability and maintain affordability.	N/A. Not for open call.	1,600,000				1,600,000
<b>Total Housing &amp; Homelessness Service Capital Grants</b>					<b>8,500,000</b>	<b>600,000</b>	<b>795,000</b>	<b>2</b>	<b>7,105,000</b>
Non-Market Housing (CHIP)	Indigenous housing:	Capital	Funding to support indigenous lead affordable housing projects.	<a href="https://vancouver.ca/people-programs/community-housing-">https://vancouver.ca/people-programs/community-housing-</a>	16,500,000	11,700,000 (3 projects)	4,800,000 (1 project)	4	
	Senior housing	Capital	Funding to support affordable housing projects that serve seniors.	<a href="https://vancouver.ca/people-programs/community-housing-">https://vancouver.ca/people-programs/community-housing-</a>	7,000,000	1,500,000 (2 projects)	5,500,000 (1 Project)	3	
	Diverse needs and deep affordability	Capital	Funding to support affordable housing projects that serve diverse needs and those with deep affordability barriers.	<a href="https://vancouver.ca/people-programs/community-housing-">https://vancouver.ca/people-programs/community-housing-</a>	3,900,000	3,900,000 (2 projects)		2	
	Women/women lead family housing	Capital	Funding to support affordable housing projects that serve women and/or women lead families.	<a href="https://vancouver.ca/people-programs/community-housing-">https://vancouver.ca/people-programs/community-housing-</a>	6,000,000		6,000,000 (1 project)		
<b>Total Non-Market Housing Capital Grants</b>					<b>33,400,000</b>	<b>17,100,000</b>	<b>16,300,000</b>	<b>10</b>	<b>0</b>
<b>Total ACCS 2019-2022 Capital Funding</b>					<b>51,963,734</b>	<b>25,287,909</b>	<b>18,966,100</b>	<b>55</b>	<b>7,709,725</b>
<b>2015-2018 Capital Plan Carry Forward</b>					<b>763,591</b>	<b>426,650</b>	<b>325,000</b>	<b>18</b>	<b>11,941</b>



**Table 3: Citywide 2022 Operating Grants (not including ACCS)**

COV (excl. ACCS) 2022 Operating Grants Details						
Department	Grant Name	Type	Grant Overview	Criteria	2022 Approved (\$)	# of Org Supported
DBL	Animal Welfare	Operating	Financial aid to registered non-profit organizations that assist Vancouver in a capacity that the City cannot feasibly provide while supporting the City's animal control and licensing work	Applicant must be a registered non-profit society that serves the City of Vancouver and extend its services to the general public	12,417	3
Engineering	Street Cleaning Grants	Operating	Micro-cleaning services	Criteria: capacity to provide micro-cleaning services Outcomes: micro-cleaning in an area covering 7 km2 and within 22 BIA's, collection of 29,800 bags of litter and 113,500 needles, micro-cleaning at 28 permanent and pop-up plazas, 13,000 cumulative feces removals in the downtown area	2,185,000	6
Office of the Chief Safety Officer	Resilient Neighbourhoods Grants	Operating	Support Vancouver-based non-profit organizations to establish cooling features in and around their facilities, develop plans, or organize training for staff and volunteers on how to support community during crises like heat waves.	<ul style="list-style-type: none"> <li>Applicants must be a registered non-profit society, and/or Canada Revenue Agency registered charity in good standing or First Nations Band which is based in Vancouver and in good standing with its regulator.</li> <li>Applicants must plan a project or event that is to be held in Vancouver or if purchasing items to augment facilities to improve cooling and air quality in a space that will be open to the public during heat events, the organization must be located in Vancouver.</li> <li>Costs must be reasonable and on par with other similar projects.</li> <li>Priority will be given to organizations that serve groups disproportionately impacted by extreme heat (seniors, people with disabilities, people with mental health challenges, racialized communities).</li> </ul> <a href="https://vancouver.ca/people-programs/resilient-neighbourhoods-program.aspx">https://vancouver.ca/people-programs/resilient-neighbourhoods-program.aspx</a>	40,000	5
City Managers Office	Community Sport Event Grant	Operating	Financial support for sporting events that have the potential to bring direct or indirect economic, social, health and community development benefits to the City of Vancouver	<ul style="list-style-type: none"> <li>Local and provincial not-for profit organizations in existence for more than 1 year, must be in good standing with the City of Vancouver and the Vancouver Park Board, Sport event must take place in Vancouver</li> </ul> <a href="https://vancouver.ca/people-programs/sporting-event-grants.aspx">https://vancouver.ca/people-programs/sporting-event-grants.aspx</a>	131,500	20
PDS	Greenest City	Operating	Support projects that help advance climate action and equity in Vancouver	Projects are evaluated on how relevant they are to the City's climate and environmental goals, their potential impact, the community's need for the project, project scalability, and potential to tell stories of change. Additionally, projects should demonstrate an ability or intention to advance equity and engage with a wide number and diversity of residents. The project plan and capacity for the group to deliver the project should also be evident.	277,688	7
PDS	Business Improvement Area	Operating	Supports graffiti abatement and beautification in order to improve conditions in Gastown, Chinatown, Strathcona, Downtown, and other affected neighbourhoods.	Intensity & concentration of graffiti and size of the BIA.  Funds can be used only for graffiti removal or related beautification /graffiti abatement measures such as the creation, maintenance and repair of murals and mural coatings	500,000	22
<b>COV (excl. ACCS) 2022 Total Operating Grants</b>					<b>3,146,605</b>	<b>63</b>

**Table 4: Citywide 2022 Capital Grants (not including ACCS)**

COV (excl. ACCS) 2022 Capital Grants Details						
Department	Grant Name	Type	Grant Overview	Criteria	2022 Approved (\$)	# of Org Supported
PDS	DTES Plan Implementation Matching Grant-2022	Capital	Supports initiatives related to the retention and improvement of community assets, places & spaces, and community economic development.	Grants are for projects in the DTES. Eligible organizations: - Registered non-profit societies. - Business improvement associations. - Community service co-ops. - Charities registered with Canada Revenue Agency (CRA). - Social enterprises wholly owned by a non-profit society. - Faith-based organizations. - Be in good standing with the Registrar of Societies, be financially stable with sound administration and have a proven track record of public service. - Have an independent, active governing body composed of volunteers whose main responsibilities shall be program and policy development and fundraising. - If in City-owned or leased facilities when applying, assure work to be done is in accordance to the terms and conditions in the lease. DTES Matching Grants Program: <a href="https://vancouver.ca/files/cov/dtes-plan-matching-grant-program-guidelines.pdf">https://vancouver.ca/files/cov/dtes-plan-matching-grant-program-guidelines.pdf</a>	451,882	17
PDS	DTES Strategic Grants - 2022	Capital	Supports strategic initiatives aligning to community priorities	N/A	194,782	4
PDS	DTES Special Enterprise Program -2022	Capital	Supports the preserve and strengthen the cultural diversity, long-term viability, and economic opportunity for small businesses, social enterprises and non-profits in the DTES	RTS 14172: <a href="https://council.vancouver.ca/20210119/documents/r1.pdf">https://council.vancouver.ca/20210119/documents/r1.pdf</a> RTS 14576: <a href="https://vancouver.ca/files/cov/allocation-of-funding-to-implementers-rts-14576.pdf">https://vancouver.ca/files/cov/allocation-of-funding-to-implementers-rts-14576.pdf</a>	310,000	2
PDS	2017-18 Façade Rehabilitation Grant	Capital	Façade rehabilitation and seismic stabilization of registered heritage buildings citywide.	VHR-listed building; privately-owned commercial and non-commercial buildings, including by non-profits; primarily unreinforced masonry construction	50,000	1
PDS	2019-2022 Heritage Façade Rehabilitation Program*	Capital	Façade rehabilitation and seismic stabilization of registered heritage buildings citywide.	VHR-listed building; privately-owned commercial and non-commercial buildings, including by non-profits; primarily unreinforced masonry construction	200,000	3
PDS	2019-2022 VHF Heritage House Conservation Program	Capital	Privately owned single- or two-family homes, small apartment buildings, multi-family conversions, or similar buildings that are primarily wood-framed.	VHR-listed building; privately-owned commercial and non-commercial buildings, including by non-profits, federally registered charities, and First Nations; completion of work within 12 months of grant approval	300,000	37
<b>COV (excl. ACCS) 2022 Total Capital Grants</b>					<b>1,506,664</b>	<b>64</b>

**Table 5: Property Tax Exemptions**

In 2021, \$51.0 billion of properties (11% of the Assessment Roll) were exempt, resulting in forgone general purpose taxes of \$225.0 million, which was partially offset by \$35.6 million of compensating payments-in-lieu of taxes. Any forgone taxes (net of compensating payments-in lieu of taxes) are borne by non-exempt properties. The table below provides a summary of the exemptions including:

Statutory Exemptions – Specified in the Vancouver Charter as well as the Canadian Constitution Act, are administered by BC Assessment as part of the assessment and classification processes. Council approval is not required.

Permissive Exemptions – These exemptions are provided under Council’s authority when determining the eligibility of individual properties in accordance with program criteria set by Council.

<b>PROPERTY TAX EXEMPTIONS</b>	<b>Exempt Value</b>	<b>Foregone General Purpose Tax Levy</b>	<b>Payments-in- Lieu of Taxes</b>
<b>STATUTORY EXEMPTIONS</b>			
Federal Crown & Agencies	1,452,968	8,000	7,023
Provincial & Crown Agencies	3,564,773	27,759	22,027
Metro Vancouver	433,492	2,477	-
Transit	1,414,936	39,201	-
School, Colleges & Universities	9,213,103	44,957	21
Hospitals and Health Authorities	3,500,443	16,765	-
Charitable Organizations	2,269,128	6,496	-
Churches	2,044,486	3,549	-
Other Partial Exemptions	25,042	85	-
<b>Statutory Exemptions - Non-City Properties</b>	<b>23,918,371</b>	<b>149,289</b>	<b>29,071</b>
City Properties	27,019,910	75,140	6,553
<b>TOTAL STATUTORY EXEMPTIONS</b>	<b>50,938,281</b>	<b>224,429</b>	<b>35,624</b>
<b>PERMISSIVE EXEMPTIONS</b>			
Heritage Property	110,943	529	-
<b>TOTAL EXEMPTIONS</b>	<b>51,049,224</b>	<b>224,958</b>	<b>35,624</b>

### Note 1: Grants related to Nominal Leases

In addition to operating and capital grants, the City provides grants to non-profit organizations (e.g. Childcare, Neighborhood Houses, Community Spaces) in the form of nominal leases, where the grant value is the difference between the market value of a lease and the amount paid. The applicants must be a registered non-profit society that serves the City of Vancouver, extends its services to the general public, has been awarded the operating contract for particular services through a public RFP process, and is meeting the public service requirements of their operating agreement. Further, the nominal lease (grant) must be approved by a 2/3rd affirmative vote of all Council Members, per S. 206 (1) of the Vancouver Charter. A high level estimate indicates the City provides nominal leases (grants) have a value of between \$20-\$30 million annually. This information excludes nominal leases for non-market housing.

## 2. 2023 VPD Draft Current State, Current State plus Council motion, and Board Proposed Operating Budget

### Current State Budget:

The 2023 Draft Current State Operating budget is \$1.9 billion (gross expenditures and transfers). Of that, the VPD 2023 Draft Current State Operating Budget is \$390.1 million. This includes an increase of \$20M from 2022, mainly due to

- (1) estimated increases in compensation and benefits expenses,
- (2) third-party costs related to non-emergency call taking services provided by E-Comm 9-1-1 and new requirements from the Justice Institute of British Columbia (JIBC) recruit training, and
- (3) permanent funding of the 2021 Vancouver Police Department budget appeal, approved by the provincial government.

The City's current state budget includes budget for current resourcing levels only, and does not include additional funding for new resources and additional investments proposed by VPD. As an example, the draft current state budget does not include funding for 100 additional police officers. The city's budget will be adjusted based on direction received from Council as the 2023 Operating budget is finalized.

### Current State Budget including 2022 Council motion for police officers:

On November 15<sup>th</sup>, 2022, Council passed a [motion](#) to allocate an **additional \$8.0 million** of funding in the City's 2023 Operating Budget to enable Vancouver Police Department to hire new police officers inclusive of any provincial or federal government funding that may be available. Final funding source will be identified by Council in the 2023 Operating Budget.

*"THAT Council direct staff to allocate a full block of funding in the City's 2023 operating budget in the amount of \$8 million, inclusive of any provincial or federal government funding that may be available, to enable the Vancouver Police Department (VPD) to requisition and hire new police officers. Such funding will be made available to the VPD on or after January 1, 2023 subject to Council's acceptance of plan from the VPD for hiring and deploying the additional police officers to enhance and expand mental health initiatives and partnerships between VPD and Vancouver Coastal Health (VCH), such as the Car 87/88 program, Assertive Community Treatment (ACT) Teams and Assertive Outreach Team (AOT). The interim funding source for the \$8 million allocation will be the general revenue stabilization reserve, with the final funding source to be identified by Council in the 2023 operating budget."*

### VPD Board Proposed Budget:

On November 24<sup>th</sup> 2022, the VPD Board proposed additional funding of \$21.4 million above the current state budget, making the Board's proposed net operating budget \$383.1 million or gross expenditures of \$411.1 million. This equates to a \$41M increase over the 2022 restated budget. The budget includes the increases shown in the 2023 Draft Current State budget, as well as the following key highlights:

- a) **\$15.7M** for 100 new officers and 100 mental health nurses



- b) **\$2.1M** for New Community Investments such as Digital evidence management systems, cell phones, body-worn cameras
- c) **\$3.6M** for adjustments to underfunded base budgets such as statutory holiday pay, overtime etc.

If council were to approve the \$21M, the total citywide budget will increase from \$1.914B to \$1.935B. It would require an equivalent of 2.25% tax increase in addition to the 5% tax increase it would take to balance the current state budget (2% of the 5% is related to current VPD cost increases).

The table below illustrates the 2023 net operating budget for VPD as each described above.

Vancouver Police Department \$ in Millions	2022 Restated Budget	2023 Current State Budget	2023 Current State + Council Motion	2023 Board Proposed Budget
Revenues	\$25.4	\$28.3	\$28.3	\$27.9
Expenses and Transfers	\$370.1	\$390.1	\$398.1	\$411.1
Net Budget	\$344.7	\$361.8	\$369.8	\$383.2
Tax Impact		2%	2.9%	4.25%

Within the 2023 VPD Draft Current State Operating Budget, the tax impact of the increased expenses over 2022 would be 2%, reflecting current cost pressures. Funding of the Draft Current State with the additional amounts included in November 15th Council motion would require a tax increase of 2.9% while the full VPD Board Proposed budget would require a tax increase of 4.25%.

**3. What is the break down of \$1.6M related to Culture | Shift on the list of priorities not included in the Draft Current State Budget? If Council is not able to fund this whole amount, but wanted to add a bit more funding here, where would staff recommend the next investment in this plan be directed, and at what price tag? (Councillor Boyle)**

The Table below shows the original budget approved to support the Culture | Shift Work and what has been approved over the last 3 years. The \$1.6M is the difference between the approved Action plan and the funding included in the budget to date. The majority of the funding was to be build it into general granting, to address specific programs (Develop Indigenous and Equity grant programs) as needed.

Culture Shift Action Plan Budget	One Time	On going				Total
	2020	2020	2021	2022	2023	
Arts & Culture at the Centre of City Building			375,000	300,000	275,000	950,000
Reconciliation & Decolonization	150,000	210,000	135,000	155,000	175,000	825,000
Cultural Equity & Accessibility	30,000	100,000	240,000	205,000	125,000	700,000
Affordable, Accessible, Secure Spaces		300,000				300,000
Collaboration and Capacity Building			20,000	35,000	20,000	75,000
Staffing		109,500	109,500	109,500		328,500
<b>Total Annual amount</b>	<b>180,000</b>	<b>719,500</b>	<b>879,500</b>	<b>804,500</b>	<b>595,000</b>	<b>3,178,500</b>
Culture Shift Action Plan Budget Approved	One Time	On going				Total
	2020	2020	2021	2022	2023	
Arts & Culture at the Centre of City Building				300,000		300,000
Reconciliation & Decolonization		75,000	380,000			455,000
Cultural Equity & Accessibility		100,000	150,000			250,000
Affordable, Accessible, Secure Spaces		300,000	25,000			325,000
Collaboration and Capacity Building						0
Staffing		109,500	109,500			219,000
<b>Total Approved</b>	<b>0</b>	<b>584,500</b>	<b>664,500</b>	<b>300,000</b>	<b>0</b>	<b>1,549,000</b>
<b>Difference</b>	<b>180,000</b>	<b>135,000</b>	<b>215,000</b>	<b>504,500</b>	<b>595,000</b>	<b>1,629,500</b>

**4. What is included in the 2023 Draft Current State budget with respect to:**

- **Cultural Food assets/ Intangible Cultural Heritage Work**
- **Punjabi Market Revitalization**
- **South Asian Apology**

**And what (if any) funding gaps exist that would require Council to add money in the 2023 budget to continue/advance this work? (Councillor Boyle)**

- *There is no current work program associated with cultural food assets.*
- Currently, work on *intangible cultural heritage* happens in association with work related to specific cultural communities: for example, if work with the South Asian communities is funded to advance, intangible cultural heritage considerations would be a part of that work. Currently, there is only funding to advance work in Chinatown and related to the Chinatown Heritage Asset Management Plan, which includes intangible cultural heritage.
- *Punjabi Market Revitalization* - There are currently no program funds in ACCS assigned to support this work. One of ACCS' Social Infrastructure Planners is working with PDS colleagues on Punjabi Market, but it is one of several assignments. Staff have the following direction from Council: "As part of ongoing interdepartmental work with Punjabi Market, explore the steps and resources that may be needed in formally recognizing Punjabi Market as a historically and culturally significant area and report back on feasibility and considerations in the final report." This work will be advanced as resources permit.



While there is no staff allocated to “formally recognizing Punjabi Market as a historically and culturally significant area”, City staff from three key departments are working to support the renewal and regeneration of Punjabi Market, and to support directions coming from related Council motions, as well as Council directions related to the Apology for Historical Discrimination Against People of South Asian Canadian Descent. Two activities are currently under way:

- PDS is requesting \$100K to support capacity building and economic development with area businesses and commercial property owners – which will strengthen business-to-business activities and support the development of a retail vision
- Engineering has allocated \$150K to support public realm improvements in the Market, with an initial focus on the development of a decorative lighting strategy
- Both PDS and Engineering initiatives were identified through engagement conducted with community members in 2019 and 2020.

The aforementioned activities will complement a broader exploration of area planning opportunities tied to Vancouver Plan implementation, as well as the Apology.

- *South Asian Apology* - There is no ongoing funding in ACCS to advance this work. Funding needs to advance the work with the South Asian community and Black and African diaspora communities are identified in the current gaps information provided to Council.

**5. Breakdown of the 0.5% or \$3.5 million Property tax increase that was introduced in December 2018 to enhance funding supports for the City’s opioid crisis (Councillor Montague):**

2017 Budget	2018 Budget	2019 Budget	2020 Budget and onwards	Opioid Response Initiative
2.1	2.0	2.0	2.0	Three-person medic unit in the Downtown Eastside and a mental health resource
0.4	0.4	0.4	0.4	Community Policing Centre (CPC) in Strathcona and additional funding for other CPCs across the city
1.0	-	-	-	One-time 23 high-impact community overdose response grants
-	0.7	0.1	0.2	Initial VPD Drug Containment Facility for safe and proper handling, and processing of drug exhibits and operating maintenance starting in 2019
-	0.3	0.3	0.3	Opioid crisis response resources
-	0.2	0.6	0.9	Micro Cleaning Grants in the Downtown Eastside
<b>\$ 3.5</b>	<b>\$ 3.5</b>	<b>\$ 3.5</b>	<b>\$ 3.8</b>	

**a) Three-person medic team in the Downtown Eastside- Who are they and how do they work?**

These resources went to VFRS to address the increased calls for overdose response since the onset of the crisis. The funding was prioritized because of the incredible number of overdose calls VFRS was responding to with the onset of the crisis. The average overdose incidents per week in 2016-2022:

Year	Overdose Incidents/Week
2022	134
2021	149
2020	77
2019	103
2018	93
2017	119
2016	90

The 3 person medic (Rescue 23) is a 24 hour/365 apparatus. In total, it takes over 15 bodies to fill 3 FTE on that apparatus. The department cannot operate a first on scene unit with only 2 firefighters with the changing complexities of overdoses, cardiacs and mental health and safety (situational awareness) for the firefighters.

For operational efficiency and to ensure maximized deployment of these additional resources, this unit is not only an additional response to medical emergencies, but it is also deployed to fires for to meet National Fire Protection Association (NFPA) recommended staffing levels (see below). With 3 firefighters, they are deployed as a team (example: search, ventilation, fire attack, etc.).

VFRS' performance metric is to have our first alarm assignment on scene within 10:20 minutes. These performance standards are based on the National Fire Protection Association (NFPA) 1710 standards which also call for 15 firefighters for a low risk single family home with no basements and up to 44 firefighters for a high rise (over 7 storeys).

The Darkhorse report recommended increased staffing levels to address the standards, risks, and call volumes and this added investment was inline with the recommendations arising from that report.

This apparatus was put in place in 2017 prior to the Darkhorse report and the Darkhorse report took this staffing into its needs.

**b) What do “Opioid crisis response resources” consist of?**

This is the funding for two planners in Social Policy for the Urban Health Team: Planner III and Planner II for Mental Health and Substance Use, who work on the City's response to mental health crisis, toxic drug crisis, and substance use policy. They liaise with and support VCH in their work on MH and substance use, liaise and work with community groups and non-profits, liaise with staff in MHA, co-chair and organize the provincially funded



Community Action Team, and respond to issues in community. They are working on the review of the Four Pillars Strategy, liaise VCH and the Province on safe supply and other policy and service priorities. They also take the lead on any federal grants to support substance use response (SUAP grant, etc.).

**c) What is “micro-cleaning”, who do these grants go to, and what work is being done?**

This funding went to Engineering Services for peer-engaged cleaning – it is low barrier work for community members and provides a way to step into the labour market. Work and meaningful activity is often a key piece of supporting people in their mental health and toward wellness but there are many barriers to employment and so programs such as this provide that low barrier entry into the labour market, enabling people to build skills and experiences. The grant supports peers to pick up litter, needles, and other debris and detritus. Right now the funding goes to Mission Possible and the peers are deployed through the DTES neighbourhoods of Gastown, Chinatown, Strathcona and the DEOD.

Should you have any questions regarding the above, please feel free to contact me at [patrice.impey@vancouver.ca](mailto:patrice.impey@vancouver.ca) or (604) 873-7610.

Best Regards,



Patrice Impey  
General Manager, Finance, Risk and Supply Chain Management  
604.873.7610 | [patrice.impey@vancouver.ca](mailto:patrice.impey@vancouver.ca)