

Support type	Location	Status
Outreach operations	EOC operational area	Operational
Storage in partnership with the Aboriginal Front Door Society	390 Main	Operational
Storage in partnership with Atira	101 Cordova	Operational
Short term storage in partnership with PHS	27 W Hastings	Pending
Long term storage (CoV)	987 Cordova	Operational
Drop in space	320 Alexander	Pending
Automated Public Toilet (APT)	Pigeon Park	Operational
Kiosk for APT	Pigeon Park	Operational
Mobile Washroom Trailer	Gore & Hastings	Delayed



End of document



# Situation Report

<b>Event Name</b>	<b>Hastings De-Structuring</b>
<b>Date</b>	Nov 29, 2022 (Week 8)
<b>Time</b>	23:00
<b>Reporting Period</b>	November 22-28
<b>EOC Activation Level</b>	N/A
<b>EMBC Task #</b>	N/A
<b>Reviewed By</b>	Dustin Lupick, Social Planner
<b>Authorized by</b>	Bruk Melles, Director, Homelessness Services

***This document may be distributed within your municipality or agency***

This document may not be distributed outside of your agency.

<b>ACCS CONTACT INFO</b>	<b>Email: <a href="mailto:bruk.melles@vancouver.ca">bruk.melles@vancouver.ca</a></b>
--------------------------	--



- VCH: Securing 301 E Hastings site went smoothly; evidence of inhabitant but no one found; building now secured; lots of appreciation for those who coordinated for event
- VCH outreach teams were out twice; lots of referrals and beginning to see “regular clients”; planning to have a RN be present along Hastings periodically
- VCH continues to look for an indoor space on Hastings to meet with people for triage
- Impoundment occurred for 122-142 Hastings and shelter was offered to everyone present.
- Notice given to 77 Hastings to be moved by Wednesday November 30th. The plan is for impoundment to occur November 30.



- The process for referrals to Evelyne Saller TWS has been finalized (10 spaces)
- The process for 1660 E Hastings is being finalized with BC Housing and VAFC. Shelter expected to open approximately mid-December.
- VFRS: 22 Outdoor fires along and around Hastings Street encampment responded to by Strathcona and DTES Fire Halls between November 22-28

VFRS Metrics	Nov 22	Nov 23	Nov 24	Nov 25	Nov 26	Nov 27	Nov 28
# of outdoor fires responded to by Fire Halls 1: Strathcona, and #2: DTES	1	3	5	5	1	1	6

Note: There were 10 additional fires responded to by FH 8: Yaletown in and around the downtown south area

- Sanitation: As of November 29th, there are 113 structures remaining, this is the lowest number since counting began in August
- Sanitation: average 3,550 kg material removed per day



## Weekly Metric (November 22 -28)

### Destructuring

22/22

# of priority sites cleared

Nov 22 - 28

Total (Since Aug 17)

27

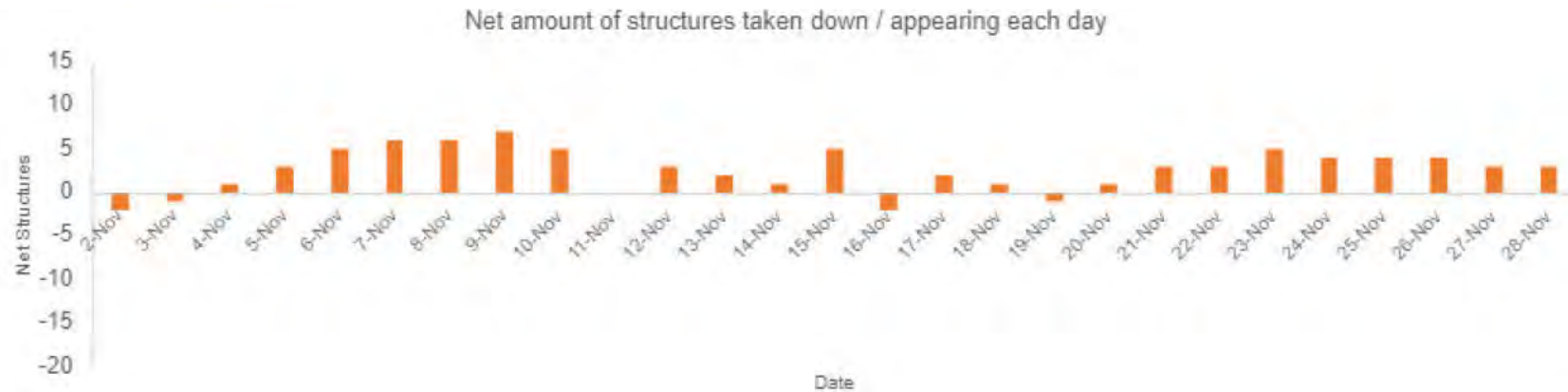
248

# of tents and structures taken down

1

90

# of new tents and structures on Hastings (b/w Abbott & Gore)



### New structures and people in parks

	For Nov 28	
	Structures	People
Total New	15	0
Andy Livingstone Park	0	0
Crab Park	15	0
Oppenheimer Park	0	0
Strathcona Park	0	0
McLean Park	0	0
Pigeon Park	0	0
Other Parks	0	0



# Structures Remaining

Updated Nov 29, 2022

113 Structures Remaining



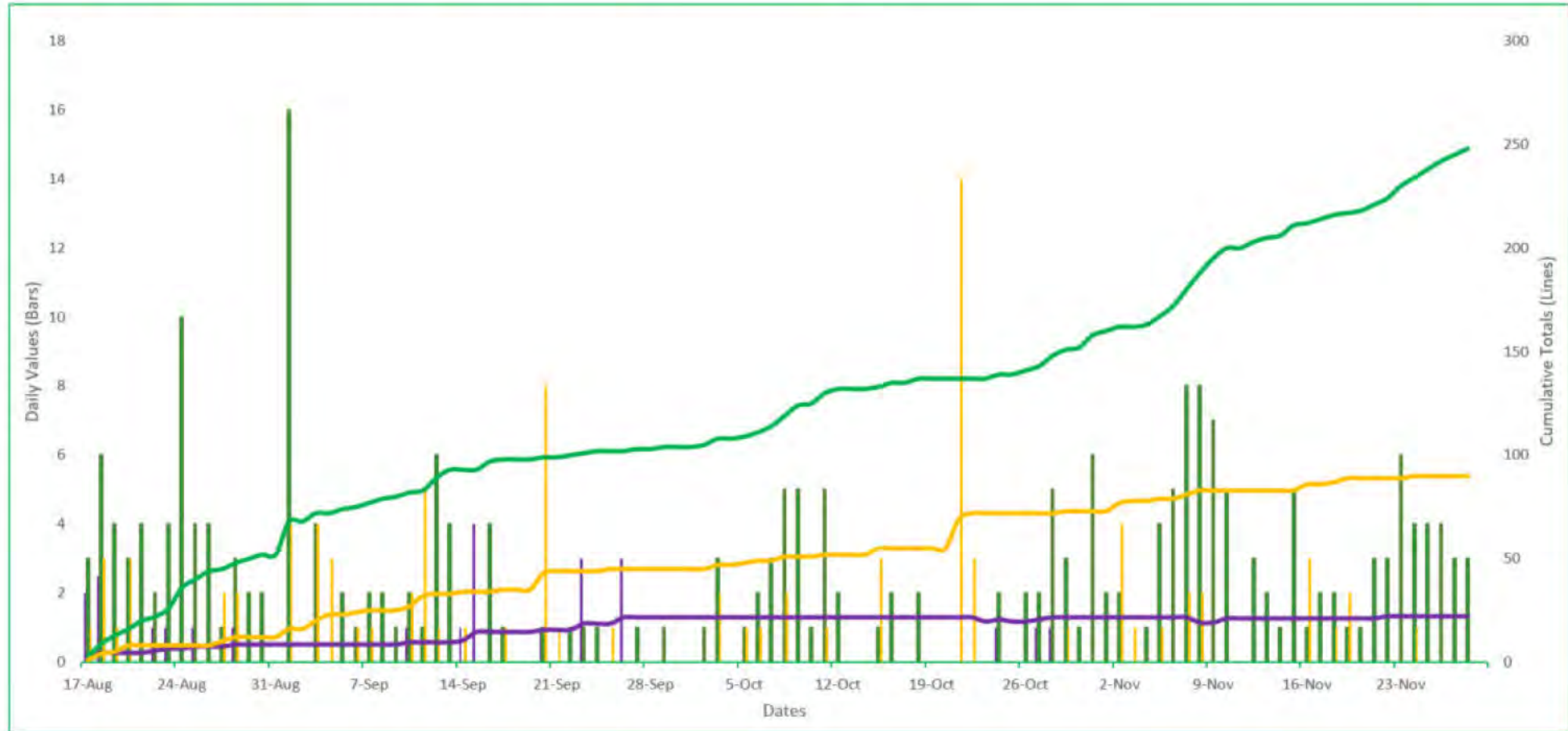
This map shows structures within the operational area as captured by the structures mapping team periodically. The number of structures shown on this map may not match the total of the daily removed/erected structures reported by Engineering crews and shown elsewhere. The periodic snapshot captured by the structures mapping team shown here should be understood as the definitive number of structures remaining.





# Cumulative and Daily Metrics Tracking

Visual representation of deconstructing operations expressed by daily values (left y-axis; bars) and cumulative momentum of progress (right y-axis; trend lines).



*\*Note: The number of priority sites changes frequently as the operation evolves*



## Shelter Beds

Average 20  
Available spaces  
each day

*This data represents the range of shelter spaces available daily. The data will fluctuate as people move in/out of shelters. There are spaces that have been reserved at one shelter for individuals who are currently staying outside on Hastings Street; they are accessed through direct referral from the City's Outreach team. Individuals who are staying in a shelter with reserved beds may stay for a short or long time. Individuals may leave a shelter due to receiving housing, returning to unsheltered homelessness, or many other reasons. There are plans to increase shelter capacity.*

47  
Accepted  
(Aug 17-Nov 28)

*This data represents the total number of people who have been connected to a shelter space. Outreach staff contact the shelter, reserve a bed for individuals, and support individuals with intake at the shelter. Individual stays or length of stay are not tracked by City Outreach staff. While a cumulative number is reported, it does not necessarily reflect the number of people currently staying in shelter as people may leave or transition out of shelter.*

Carnegie Outreach	Nov 22	Nov 23	Nov 24	Nov 25	Nov 26	Nov 27	Nov 28
Accepted offers of shelter	0	1	0	0	N/A	N/A	0



# Housing Metrics Snapshot – Current State

	Active	Cumulative	Data current to November 29	Definition of Cumulative is data between July 25th and reporting date
Number of people needing housing/shelter	157	338	Active: The number of individuals in needs of housing/shelter on reporting date.	Cumulative: The number of individuals that have at any point been in need of housing/shelter since July 25. If someone cycles in and out of housing/shelter they are only counted one time.
Present housing units available for occupancy	15	TBC	Active: The current number of housing rooms/units available for occupancy as of the reporting date.	Cumulative: The number of housing rooms/units that have been brought forward to the allocations table since July 25.
ALLOCATIONS in process (with Coordinated Access)	15	101	Active: The current number of individuals who have been allocated an available room/unit as of reporting date. This number cannot be higher than present rooms/units available as all allocations are tied directly to a unit.	Cumulative: The number of individuals who have been allocated a housing room/unit since the process began July 25th (regardless of outcome).
<i>Allocations waiting for housing provider input/interview</i>	5	N/A	Active: Individuals that have been allocated housing room/unit and are waiting to meet the service provider and have a housing interview as of reporting date.	N/A
<i>Allocations waiting for more information on client from Outreach before interview</i>	0	N/A	Active: Individuals that have been allocated a housing room/unit and conducted an interview. Carnegie is providing service provider with more information regarding the client.	N/A
<i>Allocations waiting for client to attend interview</i>	6	N/A	Active: Individuals that have been allocated a room/unit and are currently waiting to have an interview with housing provider	N/A
<i>Interview offers being considered by clients</i>	2	N/A	Active: Individuals that conducted an interview, are considering if they want to move into specific housing room/unit.	N/A
<i>Allocation offers being considered by clients</i>	1	N/A	Active: Individuals who have already had a succesful interview and are currently deciding if they want to move into the specific housing room/unit	N/A
<i>Units offers accepted, not moved-in yet</i>	1	N/A	Active: The number of clients that accepted a housing room/unit during reporting period, but have NOT moved in yet.	The number of housing rooms/units where a client has accepted and offer, but HAS NOT moved in yet.
	During Reporting Period (Nov 22-29)	Cumulative (Since July 25)	Data during reporting period	Definition of Cumulative is data between July 25th and reporting date
Housing rooms/units offers made to clients by housing provider	6	54	Active: The number of people who have received housing offers from service provider as of the reporting period date	The number of housing rooms/units that have been offered to a client by a housing provider
Housing rooms/units offer rejections (client)	0	2	Active: The number of housing rooms/units that were rejected by a client during reporting period	The number of housing rooms/units that a client has rejected after receiving an offer from a housing provider
Housing rooms/units offers accepted, moved in	6	52	Active: The number of clients that accepted a housing room/unit during reporting period, but have moved in yet.	The number of housing rooms/units where a client has accepted and offer, and client HAS moved in.
Housing room/unit offer rejections resulting in clients needing re-allocation (housing provider or BCH)	1	36	Active: The number of clients that did not obtain housing/ unit at some point during the process during reporting period. Their file will be returned to allocations table.	The number of clients that did not obtain housing/ unit at some point during the process during reporting period. Their file will be returned to allocations table.



## Destructuring

De-construction Metrics	Nov 22	Nov 23	Nov 24	Nov 25	Nov 26	Nov 27	Nov 28	Total (Since Aug 17)
# of priority sites cleared	22/22	22/22	22/22	22/22	22/22	22/22	22/22	22/22
# of tents and structures taken down	3	6	4	4	4	3	3	248
# of new tents and structures on Hastings between Abbott and Gore	0	1	0	0	0	0	0	90
Tonnage of material removed (kg)	5430	3070	3000	3000	3400	4000	3000	302,840 kg
# propane tanks removed	8	6	5	2	6	3	14	323
# of Evelyne Saller meal tickets distributed by ENG teams	4	0	0	0	0	0	7	602
# of carts distributed by Sanitation	0	0	20	0	20	19	4	602
# of Operations Workers (i.e. ops workers, drivers, etc.) deployed for Urban Issues by ENG (may include areas outside Hastings operational area)	14	14	14	14	14	14	14	N/A
# of Supervisors deployed in-field by ENG (i.e. sub-foreman)	4	4	4	4	4	4	4	N/A
# of Managers deployed in-field by ENG (i.e. exempt)	1	1	1	1	1	1	1	N/A
# of VFRS Inspectors deployed	2	2	2	2	0	0	2	N/A



## Communications

Communications Metrics	Nov 22	Nov 23	Nov 24	Nov 25	Nov 26	Nov 27	Nov 28	Total (Since Aug 17)
# of media requests received and responded to (previous day)	1	1	0	1	1	0	1	82

## Monitoring Parks

	New Sheltering In DTES Parks (Weekly)															
	Andy Livingstone Park		Crab Park		Oppenheimer Park		Strathcona Park		McLean Park		Pigeon Park		Other parks		Total	
Date	Structures	People	Structures	People	Structures	People	Structures	People	Structures	People	Structures	People	Structures	People	Structures	People
20-Sept	5	0	5	0	1	0	0	0	1	0	0	0	0	0	12	0
27-Sept	2	3	3	5	1	1	0	0	1	1	0	0	0	0	7	10
4-Oct	2	3	7	11	0	0	0	0	1	1	1	1	2	3	13	19
11-Oct	1	2	7	9	0	0	0	0	1	1	1	2	0	0	10	14
18-Oct	4	0	18	0	1	0	0	0	0	0	1	0	0	0	24	0
25-Oct	1	0	N/A	N/A	1	0	0	0	0	0	1	0	0	0	3	0
Nov 1	0	0	19	N/A	0	0	0	0	0	0	1	N/A	1	N/A	21	0
Nov 8	0	0	19	N/A	0	0	0	0	0	0	2	0	0	0	21	0
Nov 15	0	3	14	0	0	0	0	0	0	0	1	0	0	0	16	3
Nov 21	0	0	16	0	0	0	1	0	1	0	0	0	0	0	18	0
Nov 28	0	0	15	0	0	0	0	0	0	0	0	0	0	0	15	0



Support type	Location	Status
Outreach operations	EOC operational area	Operational
Storage in partnership with the Aboriginal Front Door Society	390 Main	Operational
Storage in partnership with Atira	101 Cordova	Operational
Short term storage in partnership with PHS	27 W Hastings	Pending
Long term storage (CoV)	987 Cordova	Operational
Drop in space	320 Alexander	Pending
Automated Public Toilet (APT)	Pigeon Park	Operational
Kiosk for APT	Pigeon Park	Operational
Mobile Washroom Trailer	Gore & Hastings	Delayed



End of document



# Situation Report

<b>Event Name</b>	<b>Hastings De-Structuring</b>
<b>Date</b>	December 6, 2022 (Week 9)
<b>Time</b>	23:00
<b>Reporting Period</b>	November 29 - December 5
<b>EOC Activation Level</b>	N/A
<b>EMBC Task #</b>	N/A
<b>Reviewed By</b>	Dustin Lupick, Social Planner
<b>Authorized by</b>	Bruk Melles, Director, Homelessness Services

***This document may be distributed within your municipality or agency***

This document may not be distributed outside of your agency.

<b>ACCS CONTACT INFO</b>	<b>Email: <a href="mailto:bruk.melles@vancouver.ca">bruk.melles@vancouver.ca</a></b>
--------------------------	--



- Parks: No change but also noticing a lot less people at Crab Park. Engineering will be supporting Rangers for clean up on Wednesday (Dec 7) resulting in reduced presence on Hastings. VPD will also be providing support.
- Over last week several people have moved to shelter and sanitation has had several conversations with folks where they asked Staff to remove their belongings.
- Final notice and impoundments for 122-142 Hastings – Three tents removed; one left voluntarily.



- 1660 E Hastings Shelter – People will be relocated from Friendship Centre (Dec 14-19) and shelter scheduled to open Dec. 20th. Finalizing process for referrals from Hastings.
- VFRS: 21 Outdoor fires along and around Hastings Street encampment responded to by Strathcona and DTES Fire Halls between November 29 – December 5th

VFRS Metrics	Nov 29	Nov 30	Dec 1	Dec 2	Dec 3	Dec 4	Dec 5
# of outdoor fires responded to by Fire Halls 1: Strathcona, and #2: DTES	1	3	5	5	1	1	6

Note: There were 8 additional fires responded to by FH 8: Yaletown in and around the downtown south area

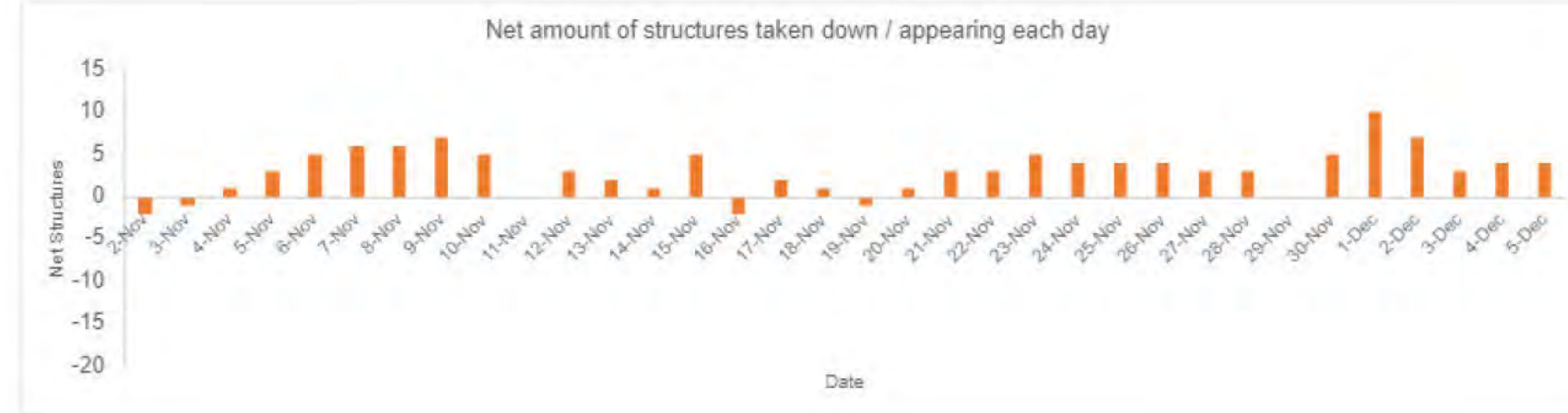
- Sanitation: As of December 5th, there are 113 structures remaining along Hastings St.
- Sanitation: Average 2655 kg material removed per day
- Aboriginal Front Door: Operating as Warming Centre during extreme weather (-5 Degrees C).



## Weekly Metric (November 29 - December 5)

### Destructuring

22/22		# of priority sites cleared
Nov 29 - Dec 5	Total (Since Aug 17)	
33	281	# of tents and structures taken down
0	90	# of new tents and structures on Hastings (b/w Abbott & Gore)



### Structures and people in parks

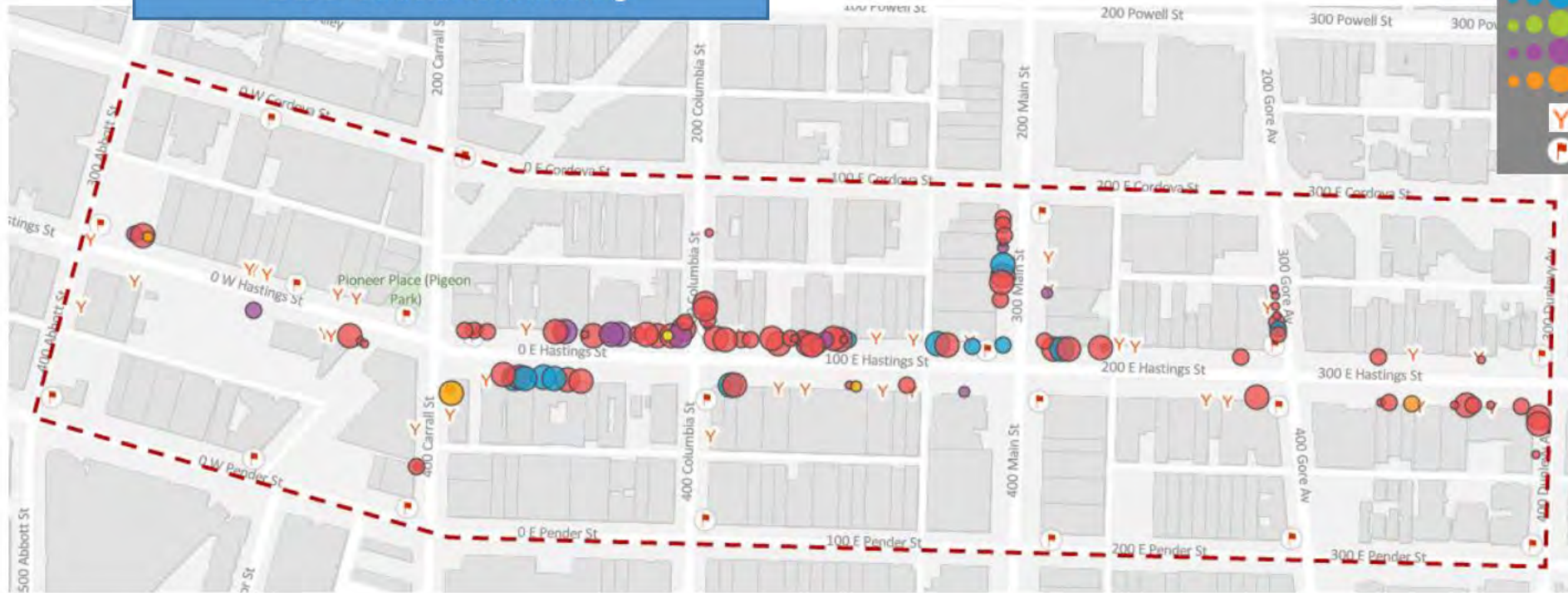
	For Dec 5	
	Structures	People
Andy Livingstone Park	0	1
Crab Park	16	N/A
Oppenheimer Park	0	0
Strathcona Park	0	0
McLean Park	0	0
Pigeon Park	0	1
Other Parks	1	0



# Structures Remaining

Updated Dec 6, 2022

113 Structures Remaining



## Map Legend

- Small Medium Large
- Enclosed Tent
- Canopy / Structure
- Vending Only
- Tarp
- Umbrella
- Fire Department Connection
- Fire Hydrant

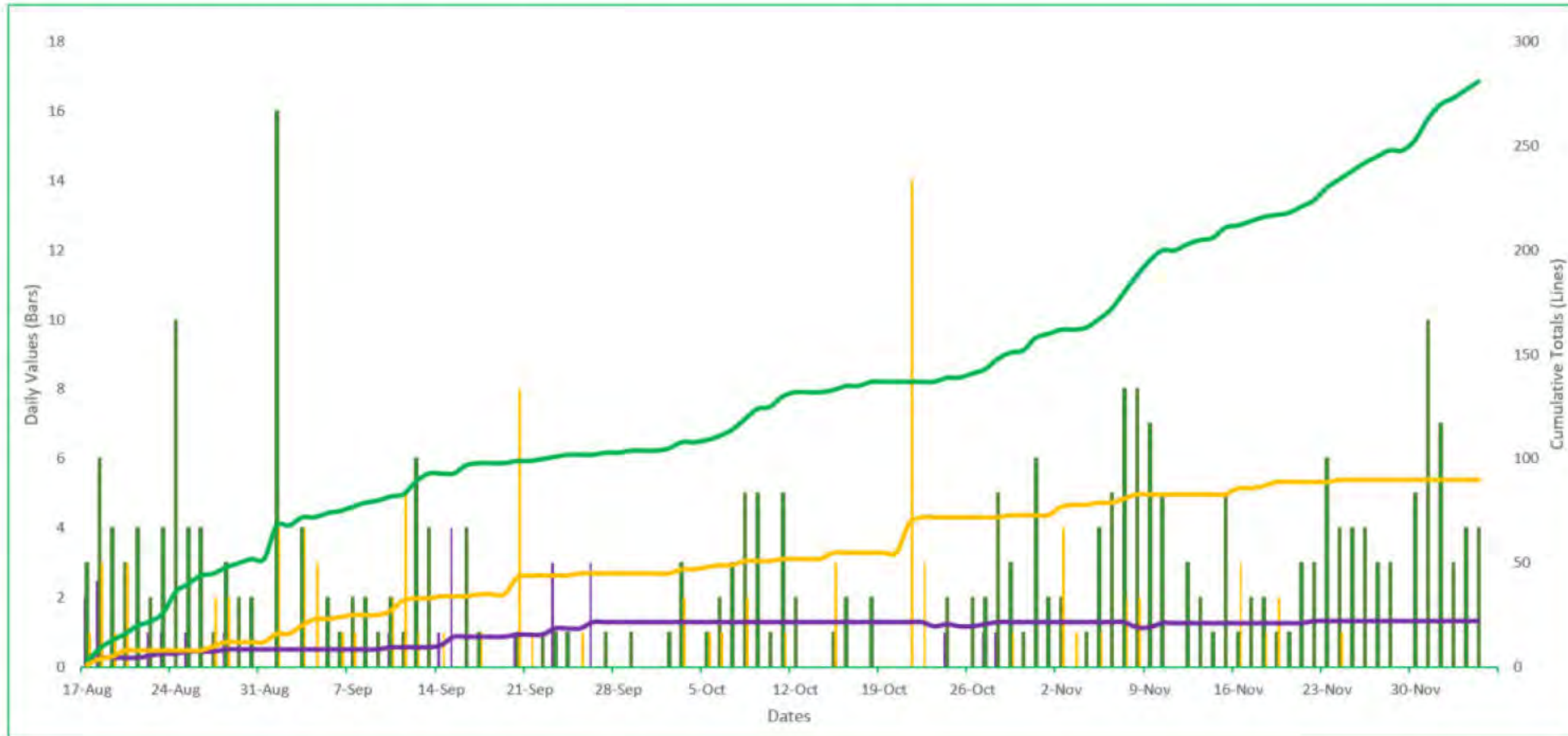
This map shows structures within the operational area as captured by the structures mapping team periodically. The number of structures shown on this map may not match the total of the daily removed/erected structures reported by Engineering crews and shown elsewhere. The periodic snapshot captured by the structures mapping team shown here should be understood as the definitive number of structures remaining.





# Cumulative and Daily Metrics Tracking

Visual representation of deconstructing operations expressed by daily values (left y-axis; bars) and cumulative momentum of progress (right y-axis; trend lines).



*\*Note: The number of priority sites changes frequently as the operation evolves*



## Shelter Beds

Average 20  
Available spaces  
each day

*This data represents the range of shelter spaces available daily. The data will fluctuate as people move in/out of shelters. There are spaces that have been reserved at one shelter for individuals who are currently staying outside on Hastings Street; they are accessed through direct referral from the City's Outreach team. Individuals who are staying in a shelter with reserved beds may stay for a short or long time. Individuals may leave a shelter due to receiving housing, returning to unsheltered homelessness, or many other reasons. There are plans to increase shelter capacity.*

54  
Accepted  
(Aug 17-Nov 28)

*This data represents the total number of people who have been connected to a shelter space. Outreach staff contact the shelter, reserve a bed for individuals, and support individuals with intake at the shelter. Individual stays or length of stay are not tracked by City Outreach staff. While a cumulative number is reported, it does not necessarily reflect the number of people currently staying in shelter as people may leave or transition out of shelter.*

Carnegie Outreach	Nov 29	Nov 30	Dec 1	Dec 2	Dec 3	Dec 4	Dec 5
Accepted offers of shelter	1	0	1	1	N/A	N/A	2



# Housing Metrics Snapshot – Current State

	Active	Cumulative	Data current to December 6, 2022	Definition of Cumulative is data between July 25th and reporting date
Number of people needing housing/shelter	157	338	Active: The number of individuals in needs of housing/shelter on reporting date.	Cumulative: The number of individuals that have at any point been in need of housing/shelter since July 25. If someone cycles in and out of housing/shelter they are only counted one time.
Present housing units available for occupancy	15	TBC	Active: The current number of housing rooms/units available for occupancy as of the reporting date.	Cumulative: The number of housing rooms/units that have been brought forward to the allocations table since July 25.
ALLOCATIONS in process (with Coordinated Access)	12	85	Active: The current number of individuals who have been allocated an available room/unit as of reporting date. This number cannot be higher than present rooms/units available as all allocations are tied directly to a unit.	Cumulative: The number of individuals who have been allocated a housing room/unit since the process began July 25th (regardless of outcome).
<i>Allocations waiting for housing provider input/interview</i>	5	N/A	Active: Individuals that have been allocated housing room/unit and are waiting to meet the service provider and have a housing interview as of reporting date.	N/A
<i>Allocations waiting for more information on client from Outreach before interview</i>	0	N/A	Active: Individuals that have been allocated a housing room/unit and conducted an interview. Carnegie is providing service provider with more information regarding the client.	N/A
<i>Allocations waiting for client to attend interview</i>	5	N/A	Active: Individuals that have been allocated a room/unit and are currently waiting to have an interview with housing provider	N/A
<i>Interview offers being considered by clients</i>	1	N/A	Active: Individuals that conducted an interview, are considering if they want to move into specific housing room/unit.	N/A
<i>Allocation offers being considered by clients</i>	1	N/A	Active: Individuals who have already had a successful interview and are currently deciding if they want to move into the specific housing room/unit	N/A
	During Reporting Period (X-X)	Cumulative (Since July 25)	Data during reporting period	Definition of Cumulative is data between July 25th and reporting date
Housing rooms/units offers made to clients by housing provider	6	67	Active: The number of people who have received housing offers from service provider as of the reporting period date	The number of housing rooms/units that have been offered to a client by a housing provider
Housing rooms/units offer rejections (client)	2	10	Active: The number of housing rooms/units that were rejected by a client during reporting period	The number of housing rooms/units that a client has rejected after receiving an offer from a housing provider
Housing rooms/units offers accepted, not moved-in yet	0	1	Active: The number of clients that accepted a housing room/unit during reporting period, but have NOT moved in yet.	The number of housing rooms/units where a client has accepted and offer, but HAS NOT moved in yet.
Housing rooms/units offers accepted, moved in	4	56	Active: The number of clients that accepted a housing room/unit during reporting period, but have moved in yet.	The number of housing rooms/units where a client has accepted and offer, and client HAS moved in.
Housing room/unit offer rejections resulting in clients needing re-allocation (housing provider)	0	36	Active: The number of clients that did not obtain housing/ unit at some point during the process during reporting period. Their file will be returned to allocations table.	The number of clients that did not obtain housing/ unit at some point during the process during reporting period. Their file will be returned to allocations table.



## Destructuring

De-construction Metrics	Nov 29	Nov 30	Dec 1	Dec 2	Dec 3	Dec 4	Dec 5	Total (Since Aug 17)
# of priority sites cleared	22/22	22/22	22/22	22/22	22/22	22/22	22/22	22/22
# of tents and structures taken down	0	5	10	7	3	4	4	281
# of new tents and structures on Hastings between Abbott and Gore	0	0	0	0	0	0	0	90
Tonnage of material removed (kg)	3,290	3,100	2,000	2,000	2,000	3,000	3,200	321,430 kg
# propane tanks removed	10	8	6	6	8	6	8	323
# of Evelyne Saller meal tickets distributed by ENG teams	0	4	0	0	4	0	2	612
# of carts distributed by Sanitation	13	0	0	30	0	0	0	247
# of Operations Workers (i.e. ops workers, drivers, etc.) deployed for Urban Issues by ENG (may include areas outside Hastings operational area)	14	14	14	14	14	14	14	N/A
# of Supervisors deployed in-field by ENG (i.e. sub-foreman)	4	4	4	4	4	4	4	N/A
# of Managers deployed in-field by ENG (i.e. exempt)	1	1	1	1	1	1	1	N/A
# of VFRS Inspectors deployed	2	2	2	2	0	0	0	N/A



## Communications

Communications Metrics	Nov 29	Nov 30	Dec 1	Dec 2	Dec 3	Dec 4	Dec 5	Total (Since Aug 17)
# of media requests received and responded to (previous day)	2	2	1	1	0	0	0	88

## Monitoring Parks

	New Sheltering In DTES Parks (Weekly)															
	Andy Livingstone Park		Crab Park		Oppenheimer Park		Strathcona Park		McLean Park		Pigeon Park		Other parks		Total	
Date	Structures	People	Structures	People	Structures	People	Structures	People	Structures	People	Structures	People	Structures	People	Structures	People
27-Sept	2	3	3	5	1	1	0	0	1	1	0	0	0	0	7	10
4-Oct	2	3	7	11	0	0	0	0	1	1	1	1	2	3	13	19
11-Oct	1	2	7	9	0	0	0	0	1	1	1	2	0	0	10	14
18-Oct	4	0	18	0	1	0	0	0	0	0	1	0	0	0	24	0
25-Oct	1	0	N/A	N/A	1	0	0	0	0	0	1	0	0	0	3	0
Nov 1	0	0	19	N/A	0	0	0	0	0	0	1	N/A	1	N/A	21	0
Nov 8	0	0	19	N/A	0	0	0	0	0	0	2	0	0	0	21	0
Nov 15	0	3	14	0	0	0	0	0	0	0	1	0	0	0	16	3
Nov 21	0	0	16	0	0	0	1	0	1	0	0	0	0	0	18	0
Nov 28	0	0	15	0	0	0	0	0	0	0	0	0	0	0	15	0
Dec 5	0	1	16	N/A	0	0	0	0	0	0	0	1	1	0	17	2



Support type	Location	Status
Outreach operations	EOC operational area	Operational
Storage in partnership with the Aboriginal Front Door Society	390 Main	Operational
Storage in partnership with Atira	101 Cordova	Operational
Short term storage in partnership with PHS	27 W Hastings	Pending
Long term storage (CoV)	987 Cordova	Operational
Drop in space	320 Alexander	Pending
Automated Public Toilet (APT)	Pigeon Park	Operational
Kiosk for APT	Pigeon Park	Operational
Mobile Washroom Trailer	Gore & Hastings	Delayed



End of document



# Situation Report

<b>Event Name</b>	<b>Hastings De-Structuring</b>
<b>Date</b>	December 13, 2022 (Week 10)
<b>Time</b>	23:00
<b>Reporting Period</b>	December 6 - December 12
<b>EOC Activation Level</b>	N/A
<b>EMBC Task #</b>	N/A
<b>Reviewed By</b>	Dustin Lupick, Social Planner
<b>Authorized by</b>	Bruk Melles, Director, Homelessness Services

***This document may be distributed within your municipality or agency***

This document may not be distributed outside of your agency.

<b>ACCS CONTACT INFO</b>	<b>Email: <a href="mailto:bruk.melles@vancouver.ca">bruk.melles@vancouver.ca</a></b>
--------------------------	--



- December 7th debris removal at Crab Park. Residents helped and filled up an entire truck (4,360kg). Process went smoothly with paths cleared and access improved. Thirty (30) bins put in place so residents can continue to clean up. Will go back Jan to do another clean up.
- Parks and Outreach did separate counts at Crab Park and both teams identified 52 tents with approximately 34-40 people residing in the park
- Electricity at Crab Park is currently shut off as a safety precaution
- Seeing increase in combustible materials (propane tanks, jerry cans, generators etc.) in tents. VFRS has communicated to individuals that confiscated propane tanks will not be returned



- VFRS: 19 Outdoor fires along and around Hastings Street encampment responded to by Strathcona and DTES Fire Halls between December 6th and December 12th

VFRS Metrics	Dec 6	Dec 7	Dec 8	Dec 9	Dec 10	Dec 11	Dec 12
# of outdoor fires responded to by Fire Halls 1: Strathcona, and #2: DTES	2	3	5	2	0	3	4

Note: There were 4 additional fires responded to by FH 8: Yaletown in and around the downtown south area

- Sanitation: As of December 13th, there are 105 structures remaining along Hastings St.
- Sanitation: Average 3,580 kg material removed per day
- Impoundments: Removal of structures at Crosstown on hold now due to weather but continue to engage with folks.
- ACCS: No individuals housed last week; 5 units brought forward to Allocations Table.



## Weekly Metric (December 6 - December 12)

### Destructuring

22/22

# of priority sites cleared

Dec 6 - Dec 12

Total (Since Aug 17)

25

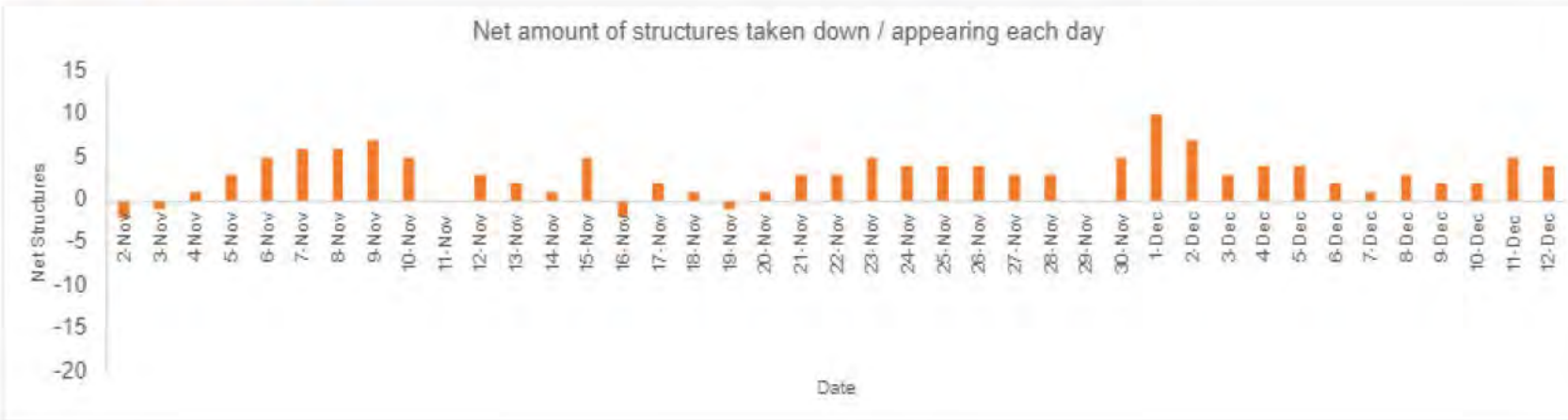
306

# of tents and structures taken down

6

96

# of new tents and structures on Hastings (b/w Abbott & Gore)



### Structures and people in parks

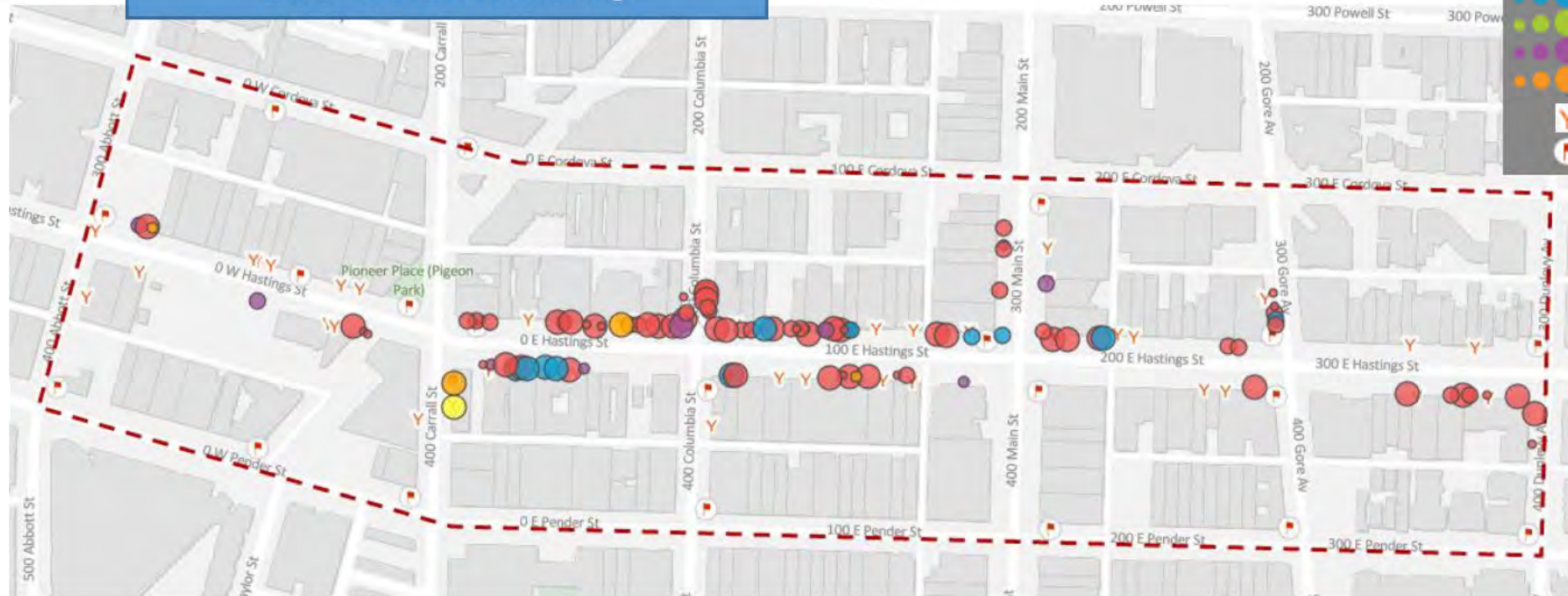
	For Dec 12	
	Structures	People
Andy Livingstone Park	0	1
Crab Park	13	N/A
Oppenheimer Park	0	0
Strathcona Park	0	0
McLean Park	0	0
Pigeon Park	0	0
Other Parks	0	0



# Structures Remaining

Updated Dec 13, 2022

105 Structures Remaining



## Map Legend

- Small Medium Large
- Enclosed Tent
- Canopy / Structure
- Vending Only
- Tarp
- Umbrella
- Fire Department Connection
- Fire Hydrant

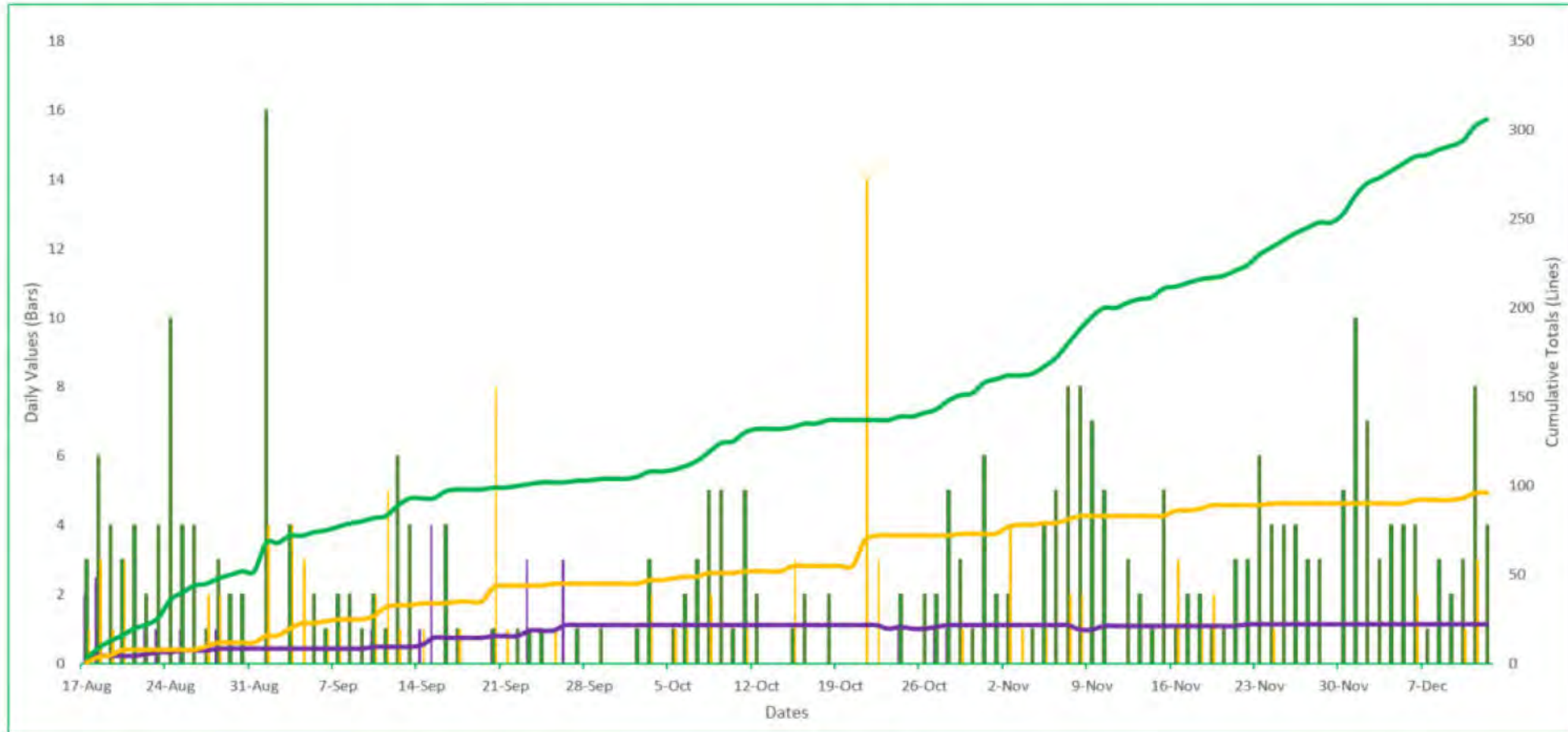
This map shows structures within the operational area as captured by the structures mapping team periodically. The number of structures shown on this map may not match the total of the daily removed/erected structures reported by Engineering crews and shown elsewhere. The periodic snapshot captured by the structures mapping team shown here should be understood as the definitive number of structures remaining.





# Cumulative and Daily Metrics Tracking

Visual representation of deconstructing operations expressed by daily values (left y-axis; bars) and cumulative momentum of progress (right y-axis; trend lines).



*\*Note: The number of priority sites changes frequently as the operation evolves*



## Shelter Beds

Average 16  
Available spaces  
each day

*This data represents the range of shelter spaces available daily. The data will fluctuate as people move in/out of shelters. There are spaces that have been reserved at one shelter for individuals who are currently staying outside on Hastings Street; they are accessed through direct referral from the City's Outreach team. Individuals who are staying in a shelter with reserved beds may stay for a short or long time. Individuals may leave a shelter due to receiving housing, returning to unsheltered homelessness, or many other reasons. There are plans to increase shelter capacity.*

59  
Accepted  
(Aug 17-Nov 28)

*This data represents the total number of people who have been connected to a shelter space. Outreach staff contact the shelter, reserve a bed for individuals, and support individuals with intake at the shelter. Individual stays or length of stay are not tracked by City Outreach staff. While a cumulative number is reported, it does not necessarily reflect the number of people currently staying in shelter as people may leave or transition out of shelter.*

Carnegie Outreach	Dec 6	Dec 7	Dec 8	Dec 9	Dec 10	Dec 11	Dec 12
Accepted offers of shelter	2	2	2	0	N/A	N/A	1



# Housing Metrics Snapshot – Current State

	Active	Cumulative	Data current to December 13, 2022	Defintion of Cummulative is data between July 25th and reporting date
Number of people needing housing/shelter	157	338	Active: The number of individuals in needs of housing/shelter on reporting date.	Cumulative: The number of individuals that have at any point been in need of housing/shelter since July 25. If someone cycles in and out of housing/shelter they are only counted one time.
Present housing units available for occupancy	15	TBC	Active: The current number of housing rooms/units available for occupancy as of the reporting date.	Cumulative: The number of housing rooms/units that have been brought forward to the allocations table since July 25.
ALLOCATIONS in process (with Coordinated Access)	15	85	Active: The current number of individuals who have been allocated an available room/unit as of reporting date. This number cannot be higher than present rooms/units available as all allocations are tied directly to a unit.	Cumulative: The number of individuals who have been allocated a housing room/unit since the process began July 25th (regardless of outcome).
Allocations waiting for housing provider input/interview	9	N/A	Active: Individuals that have been allocated housing room/unit and are waiting to meet the service provider and have a housing interview as of reporting date.	N/A
Allocations waiting for more information on client from Outreach before interview	0	N/A	Active: Individuals that have been allocated a housing room/unit and conducted an interview. Carnegie is providing service provider with more information regaring the client.	N/A
Allocations waiting for client to attend interview	4	N/A	Active: Individuals that have been allocated a room/unit and are currently waiting to have an interview with housing provider	N/A
Interview offers being considered by clients	1	N/A	Active: Individuals that conducted an interview, are considering if they want to move into specific housing room/unit.	N/A
Allocation offers being considered by clients	1	N/A	Active: Individuals who have already had a succesful interview and are currently deciding if they want to move into the specific housing room/unit	N/A
	During Reporting Period	Cumulative (Since July 25)	Data during reporting period	Defintion of Cummulative is data between July 25th and reporting date
Housing rooms/units offers made to clients by housing provider	0	67	Active: The number of people who have received housing offers from service provider as of the reporting period date	The number of housing rooms/units that have been offered to a client by a housing provider
Housing rooms/units offer rejections (client)	0	10	Active: The number of housing rooms/units that were rejected by a client during reporting period	The number of housing rooms/units that a client has rejected after receiving an offer from a housing provider
Housing rooms/units offers accepted, not moved-in yet	0	1	Active: The number of clients that accepted a housing room/unit during reporting period, but have NOT moved in yet.	The number of housing rooms/units where a client has accepted and offer, but HAS NOT moved in yet.
Housing rooms/units offers accepted, moved in	0	56	Active: The number of clients that accepted a housing room/unit during reporting period, but have moved in yet.	The number of housing rooms/units where a client has accepted and offer, and client HAS moved in.
Housing room/unit offer rejections resulting in clients needing re-allocation (housing provider)	3	39	Active: The number of clients that did not obtain housing/ unit at some point during the process during reporting period. Their file will be returned to allocations table.	The number of clients that did not obtain housing/ unit at some point during the process during reporting period. Their file will be returned to allocations table.



## Destructuring

De-construction Metrics	Dec 6	Dec 7	Dec 8	Dec 9	Dec 10	Dec 11	Dec 12	Total (Since Aug 17)
# of priority sites cleared	22/22	22/22	22/22	22/22	22/22	22/22	22/22	22/22
# of tents and structures taken down	4	1	3	2	3	8	4	306
# of new tents and structures on Hastings between Abbott and Gore	2	0	0	0	1	3	0	96
Tonnage of material removed (kg)	3,000	3,440	3,000	3,910	3,000	5,860	3,060	346,520 kg
# propane tanks removed	16	4	5	7	5	22	8	442
# of Evelyne Saller meal tickets distributed by ENG teams	4	0	10	4	5	6	9	650
# of carts distributed by Sanitation	12	6	0	0	0	0	12	277
# of Operations Workers (i.e. ops workers, drivers, etc.) deployed for Urban Issues by ENG (may include areas outside Hastings operational area)	14	14	14	13	13	13	13	N/A
# of Supervisors deployed in-field by ENG (i.e. sub-foreman)	4	4	4	4	4	4	4	N/A
# of Managers deployed in-field by ENG (i.e. exempt)	1	1	1	1	1	1	1	N/A
# of VFRS Inspectors deployed	2	2	2	2	0	0	0	N/A



## Communications

Communications Metrics	Dec 6	Dec 7	Dec 8	Dec 9	Dec 10	Dec 11	Dec 12	Total (Since Aug 17)
# of media requests received and responded to (previous day)	1	0	0	0	0	0	0	89

## Monitoring Parks

	New Sheltering In DTES Parks (Weekly)															
	Andy Livingstone Park		Crab Park		Oppenheimer Park		Strathcona Park		McLean Park		Pigeon Park		Other parks		Total	
Date	Structures	People	Structures	People	Structures	People	Structures	People	Structures	People	Structures	People	Structures	People	Structures	People
4-Oct	2	3	7	11	0	0	0	0	1	1	1	1	2	3	13	19
11-Oct	1	2	7	9	0	0	0	0	1	1	1	2	0	0	10	14
18-Oct	4	0	18	N/A	1	0	0	0	0	0	1	0	0	0	24	0
25-Oct	1	0	N/A	N/A	1	0	0	0	0	0	1	0	0	0	3	0
Nov 1	0	0	19	N/A	0	0	0	0	0	0	1	N/A	1	N/A	21	0
Nov 8	0	0	19	N/A	0	0	0	0	0	0	2	0	0	0	21	0
Nov 15	0	3	14	N/A	0	0	0	0	0	0	1	0	0	0	16	3
Nov 21	0	0	16	N/A	0	0	1	0	1	0	0	0	0	0	18	0
Nov 28	0	0	15	N/A	0	0	0	0	0	0	0	0	0	0	15	0
Dec 5	0	1	16	N/A	0	0	0	0	0	0	0	1	1	0	17	2
Dec 12	0	1	13	N/A	0	0	0	0	0	0	0	0	0	0	13	1



Support type	Location	Status
Outreach operations	N/A	Operational
Storage in partnership with the Aboriginal Front Door Society	390 Main	Operational
Storage in partnership with Atira	101 Cordova	Operational
Short term storage in partnership with PHS	27 W Hastings	Pending
Long term storage (CoV)	987 Cordova	Operational
Drop in space	320 Alexander	Pending
Automated Public Toilet (APT)	Pigeon Park	Operational
Kiosk for APT	Pigeon Park	Operational
Mobile Washroom Trailer	Gore & Hastings	Delayed



End of document



# Situation Report

<b>Event Name</b>	<b>Hastings De-Structuring</b>
<b>Date</b>	December 23, 2022 (Week 11)
<b>Time</b>	9:00
<b>Reporting Period</b>	December 13 - December 19
<b>EOC Activation Level</b>	N/A
<b>EMBC Task #</b>	N/A
<b>Reviewed By</b>	Dustin Lupick, Social Planner
<b>Authorized by</b>	Bruk Melles, Director, Homelessness Services

***This document may be distributed within your municipality or agency***

*This document may not be distributed outside of your agency.*

<b>ACCS CONTACT INFO</b>	<b>Email: <a href="mailto:bruk.melles@vancouver.ca">bruk.melles@vancouver.ca</a></b>
--------------------------	--



- Please Note: There will be no situation report December 27th. January 3rd report will encompass two weeks. December 20th – January 2nd.
- Impoundments: No enforcement the next 2 weeks due to weather forecast.
  - Focus on continued engagement and debris removal
- Crab park: Change in peer leadership. Previous peer leadership is no longer staying at the Park.
  - Fire Saturday night; isolated to four to six tents outside of designated area (candle fire); no injuries reported.
- Community Engagement: Community meeting (Dec 14th) to share information and answer questions regarding provincial announcement for temporary transitional housing for people currently staying in shelters
- Housing: One person housed during reporting period.
  - Challenges due to waiting on allocated units to be ready for tenanting. There are less units available than originally anticipated.
  - During this reporting period four allocations were reassignments of people who had previously been assigned a unit through this process.



- VFRS: 30 Outdoor fires along and around Hastings Street encampment responded to by Strathcona and DTES Fire Halls between December 13th and December 19th

VFRS Metrics	Dec 13	Dec 14	Dec 15	Dec 16	Dec 17	Dec 18	Dec 19
# of outdoor fires responded to by Fire Halls 1: Strathcona, and #2: DTES	6	4	5	4	6	1	4

Note: There were 10 additional fires responded to by FH 8: Yaletown in and around the downtown south area

- VFRS: Continued increase in number of fires both outside and within buildings
- Sanitation: No structure count due to capacity until January 3rd. Previous count on December 13th identified 105 structures.
- Sanitation: Average 3,270 kg material removed per day
  - Eight (8) Warming Centres open and five (5) EWR Shelters Open due to extreme weather
  - Currently minimal shelter spaces available



## Weekly Metric (December 13 - December 19)

### Destructuring

22/22

# of priority sites cleared

Dec 13-19

Total (Since Aug 17)

17

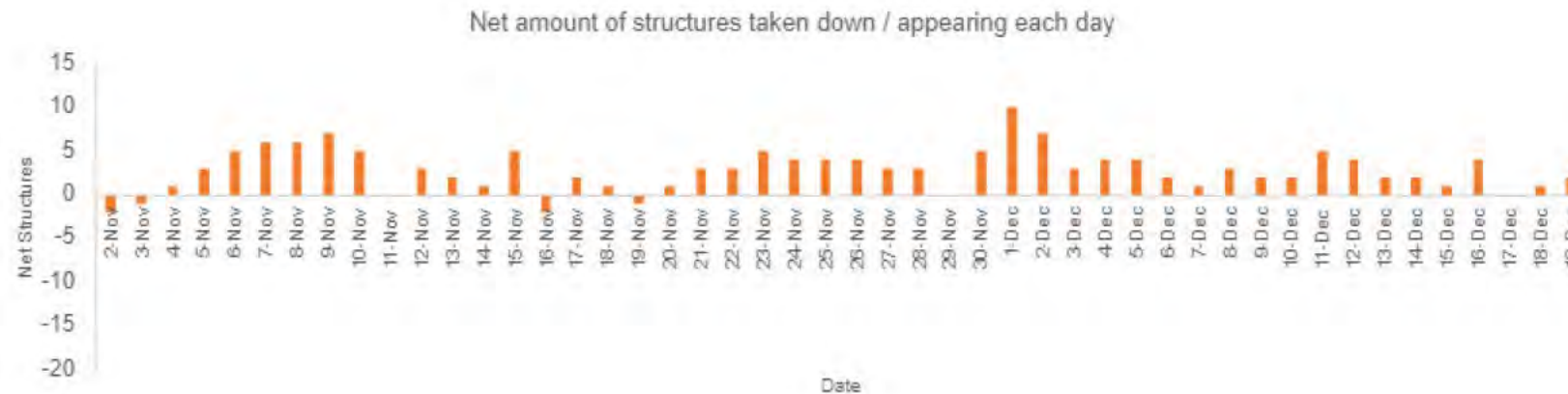
323

# of tents and structures taken down

5

101

# of new tents and structures on Hastings (b/w Abbott & Gore)



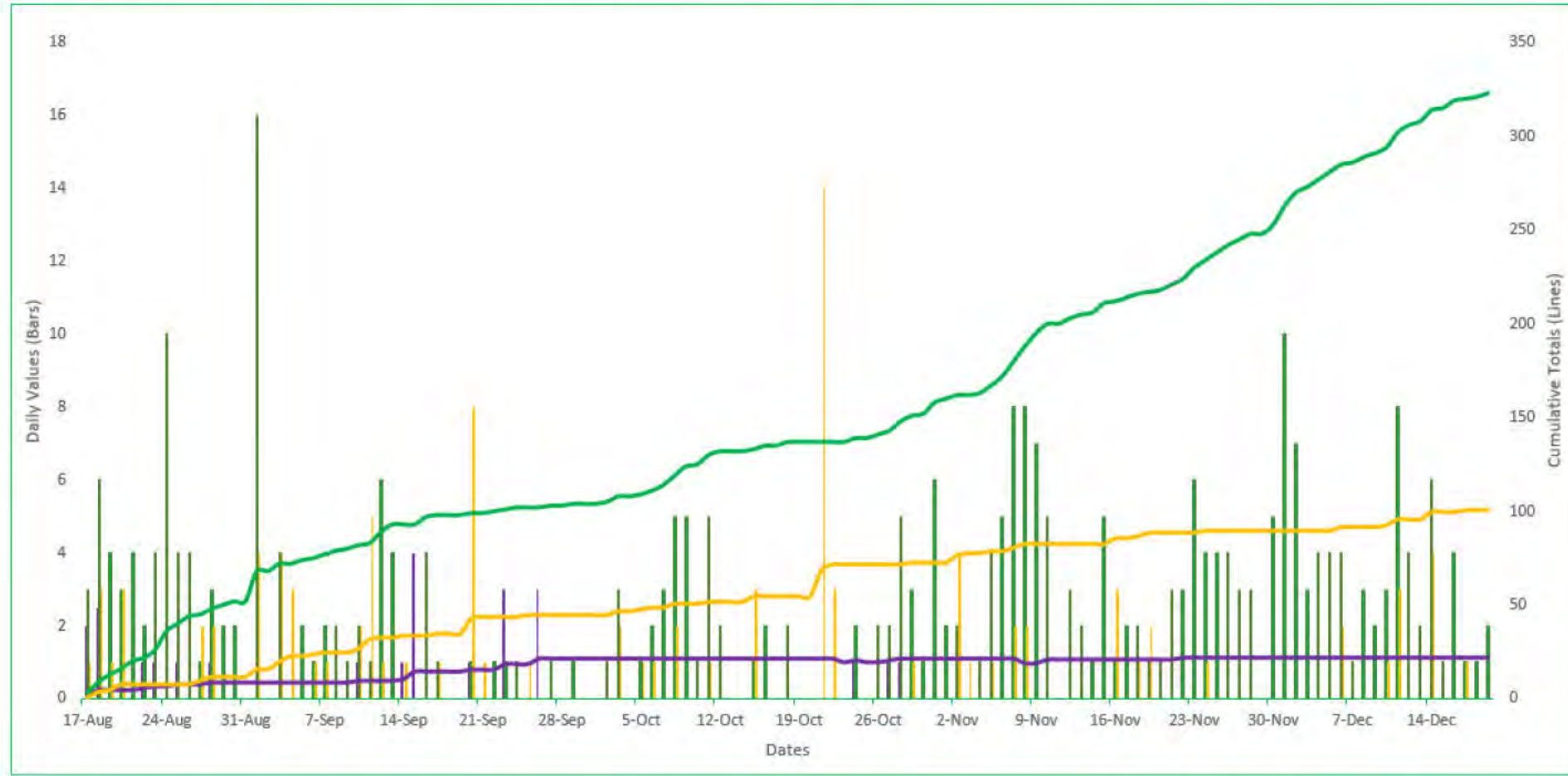
### Structures and people in parks

	For Dec 19	
	Structures	People
Andy Livingstone Park	0	0
Crab Park	15	0
Oppenheimer Park	0	0
Strathcona Park	0	0
McLean Park	0	0
Pigeon Park	0	0
Other Parks	1	0



# Cumulative and Daily Metrics Tracking

Visual representation of deconstructing operations expressed by daily values (left y-axis; bars) and cumulative momentum of progress (right y-axis; trend lines).



*\*Note: The number of priority sites changes frequently as the operation evolves*



## Shelter Beds

Average 13  
Available spaces  
each day

*This data represents the range of shelter spaces available daily. The data will fluctuate as people move in/out of shelters. There are spaces that have been reserved at one shelter for individuals who are currently staying outside on Hastings Street; they are accessed through direct referral from the City's Outreach team. Individuals who are staying in a shelter with reserved beds may stay for a short or long time. Individuals may leave a shelter due to receiving housing, returning to unsheltered homelessness, or many other reasons. There are plans to increase shelter capacity.*

62  
Accepted  
(Aug 17-Dec 20)

*This data represents the total number of people who have been connected to a shelter space. Outreach staff contact the shelter, reserve a bed for individuals, and support individuals with intake at the shelter. Individual stays or length of stay are not tracked by City Outreach staff. While a cumulative number is reported, it does not necessarily reflect the number of people currently staying in shelter as people may leave or transition out of shelter.*

Carnegie Outreach	Dec 13	Dec 14	Dec 15	Dec 16	Dec 17	Dec 18	Dec 19
Accepted offers of shelter	0	0	2	0	N/A	N/A	1



# Housing Metrics Snapshot – Current State

	Active	Cumulative	Data current to December 20	Defintion of Cummulative is data between July 25th and reporting date
Number of people needing housing/shelter	157	338	Active: The number of individuals in needs of housing/shelter on reporting date.	Cumulative: The number of individuals that have at any point been in need of housing/shelter since July 25. If someone cycles in and out of housing/shelter they are only counted one time.
Allocations: Present housing units available for occupancy	8	N/A	Active: The current number of housing rooms/units available for occupancy as of the reporting date.	Cumulative: The number of housing rooms/units that have been brought forward to the allocations table since July 25.
Allocations: Unit has been brought to allocation table as ready but is currently in question due to the service provider not able to tenant the unit for a variety of reasons	8	N/A	Active: Rooms are currently delayed either due to repairs not being completed or other reasons provided by the service provider.	
TOTAL ALLOCATIONS in process. Includes units ready for occupancy and 'units in question'	16	87	Active: The current number of individuals who have been allocated an available room/unit as of reporting date. This number cannot be higher than present rooms/units available as all allocations are tied directly to a unit.	Cumulative: The number of individuals who have been allocated a housing room/unit since the process began July 25th (regardless of outcome).
Allocations waiting for housing provider ROOM READINESS input/interview	13	N/A	Active: Individuals that have been allocated housing room/unit and are waiting to meet the service provider and have a housing interview as of reporting date.	N/A
Allocations waiting for more information on client from Outreach before interview	0	N/A	Active: Individuals that have been allocated a housing room/unit and conducted an interview. Carnegie is providing service provider with more information regarding the client.	N/A
Allocations waiting for client to attend interview	2	N/A	Active: Individuals that have been allocated a room/unit and are currently waiting to have an interview with housing provider	N/A
Interview offers being considered by clients	0	N/A	Active: Individuals that conducted an interview, are considering if they want to move into specific housing room/unit.	N/A
Allocation offers being considered by clients	0	N/A	Active: Individuals who have already had a succesful interview and are currently deciding if they want to move into the specific housing room/unit	N/A
Units offers accepted, waiting for room to be ready	1	N/A	Active: The number of clients that accepted a housing room/unit during reporting period, but have NOT moved in yet. (the 1 room in this category is not ready to occupy)	The number of housing rooms/units where a client has accepted and offer, but HAS NOT moved in yet.
	During Reporting Period	Cumulative (Since July 25)	Data during reporting period	Defintion of Cummulative is data between July 25th and reporting date
Housing rooms/units offers made to clients by housing provider	1	67	Active: The number of people who have received housing offers from service provider as of the reporting period date	The number of housing rooms/units that have been offered to a client by a housing provider
Housing rooms/units offer rejections (client)	2	10	Active: The number of housing rooms/units that were rejected by a client during reporting period	The number of housing rooms/units that a client has rejected after receiving an offer from a housing provider
Housing rooms/units offers accepted, moved in	1	57	Active: The number of clients that accepted a housing room/unit during reporting period, but have moved in yet.	The number of housing rooms/units where a client has accepted and offer, and client HAS moved in.
Housing room/unit offer rejections resulting in clients needing re-allocation (housing provider or BCH)	0	30	Active: The number of clients that did not obtain housing/ unit at some point during the process during reporting period. Their file will be returned to allocations table.	The number of clients that did not obtain housing/ unit at some point during the process during reporting period. Their file will be returned to allocations table.



## Destructuring

De-construction Metrics	Dec 13	Dec 14	Dec 15	Dec 16	Dec 17	Dec 18	Dec 19	Total (Since Aug 17)
# of priority sites cleared	22/22	22/22	22/22	22/22	22/22	22/22	22/22	22/22
# of tents and structures taken down	2	6	1	4	1	1	2	323
# of new tents and structures on Hastings between Abbott and Gore	0	4	0	0	1	0	-	101
Tonnage of material removed (kg)	3,800	4,665	3,000	3,000	3,000	3,500	1,900	369,385 kg
# propane tanks removed	10	12	6	10	8	15	9	512
# of Evelyne Saller meal tickets distributed by ENG teams	4	2	0	0	6	10	4	676
# of carts distributed by Sanitation	15	0	0	0	13	0	0	305
# of Operations Workers (i.e. ops workers, drivers, etc.) deployed for Urban Issues by ENG (may include areas outside Hastings operational area)	14	14	14	14	14	14	14	N/A
# of Supervisors deployed in-field by ENG (i.e. sub-foreman)	4	4	4	4	4	4	4	N/A
# of Managers deployed in-field by ENG (i.e. exempt)1	1	1	1	1	1	1	1	N/A
# of VFRS Inspectors deployed	0	0	0	0	0	0	0	N/A



## Communications

Communications Metrics	Dec 13	Dec 14	Dec 15	Dec 16	Dec 17	Dec 18	Dec 19	Total (Since Aug 17)
# of media requests received and responded to (previous day)	0	0	0	1	1	0	2	93

## Monitoring Parks

	New Sheltering In DTES Parks (Weekly)															
	Andy Livingstone Park		Crab Park		Oppenheimer Park		Strathcona Park		McLean Park		Pigeon Park		Other parks		Total	
Date	Structures	People	Structures	People	Structures	People	Structures	People	Structures	People	Structures	People	Structures	People	Structures	People
11-Oct	1	2	7	9	0	0	0	0	1	1	1	2	0	0	10	14
18-Oct	4	0	18	N/A	1	0	0	0	0	0	1	0	0	0	24	0
25-Oct	1	0	N/A	N/A	1	0	0	0	0	0	1	0	0	0	3	0
Nov 1	0	0	19	N/A	0	0	0	0	0	0	1	N/A	1	N/A	21	0
Nov 8	0	0	19	N/A	0	0	0	0	0	0	2	0	0	0	21	0
Nov 15	0	3	14	N/A	0	0	0	0	0	0	1	0	0	0	16	3
Nov 21	0	0	16	N/A	0	0	1	0	1	0	0	0	0	0	18	0
Nov 28	0	0	15	N/A	0	0	0	0	0	0	0	0	0	0	15	0
Dec 5	0	1	16	N/A	0	0	0	0	0	0	0	1	1	0	17	2
Dec 12	0	1	13	N/A	0	0	0	0	0	0	0	0	0	0	13	1
Dec 19	1	0	15	N/A	0	0	0	0	0	0	0	0	0	0	16	0



Support type	Location	Status
Outreach operations	N/A	Operational
Storage in partnership with the Aboriginal Front Door Society	390 Main	Operational
Storage in partnership with Atira	101 Cordova	Operational
Long term storage (CoV)	987 Cordova	Operational
Drop in space	320 Alexander	Pending
Automated Public Toilet (APT)	Pigeon Park	Operational
Kiosk for APT	Pigeon Park	Operational
Mobile Washroom Trailer	Gore & Hastings	Delayed



End of document





# Situation Report

<b>Event Name</b>	<b>Hastings De-Structuring</b>
<b>Date</b>	April 25, 2023 (Week 29)
<b>Time</b>	N/A
<b>Reporting Period</b>	April 18 – April 24
<b>EOC Activation Level</b>	N/A
<b>EMBC Task #</b>	N/A
<b>Reviewed By</b>	Dustin Lupick, Social Planner
<b>Authorized by</b>	Bruk Melles, Director, Homelessness Services

***This document may be distributed within your municipality or agency***

This document may not be distributed outside of your agency.

<b>ACCS CONTACT INFO</b>	<b>Email: <a href="mailto:bruk.melles@vancouver.ca">bruk.melles@vancouver.ca</a></b>
--------------------------	--



## Sanitation

- As of April 25th morning , there were 20 structures remaining along Hastings St. Structures include tents, tarps, umbrellas, and canopy/ structures
- Average 1,810 kg material removed per day.
- Five impoundments that occurred during reporting period
- Average 32 structures set up nightly along Hastings between Abott and Gore

## Parks:

- Sixty seven (67) Tents in North Area of Crab Park, 1 tents identified in the morning at other DTES parks.



# Significant Changes/ Updates

- VFRS:**

- Eight Outdoor fires along and around Hastings Street encampment responded to by Strathcona and DTES Fire Halls between April 18th – 24th

VFRS Metrics	April 18	April 19	April 20	April 21	April 22	April 23	April 24
# of outdoor fires responded to by Fire Halls 1: Strathcona, and #2: DTES	0	2	2	0	2	0	2

Note: There were seven additional fires responded to by FH 8: Yaletown in and around the downtown south area

- ACCS:**

- Five (5) individuals housed during reporting period; three individuals accepted offer of shelter during reporting period. Individuals who are accepting an offer of shelter have often previously accepted shelter offers.
  - Currently 51 active allocations; seven of the 51 are waiting for room to be ready after accepting offer.

- VCH:**

- Bi-weekly outreach metrics regarding the number of clients seen during health walks. Reporting is for multiple days; data does not indicate unique individuals.

VCH Metrics	
Outreach Days	April 13, 17, 20
Number of Connections	247
Number of referrals to teams	9
Number of direct clinical care provided	26



## Additional Shelter Information

- Specific shelters are holding beds for individuals from Hastings and Crab Park through a direct referral process.
- Process: BC Housing connects with shelter providers daily and informs the City's Homelessness Services Outreach Team where there are bed vacancies. If outreach identifies individuals that have accepted a shelter offer, they will notify BC Housing and contact shelter provider to access the bed.
- There are nine additional sites that are holding beds specifically for Hastings and Crab Park, as outlined below:

Provider	Shelter	Beds Available	Beds held until
<b>PHS</b>	New Fountain Shelter	As available	10 PM
<b>CBG</b>	1 <sup>st</sup> Ave	As available	3 PM
<b>CBG</b>	Metson	As available	3 PM
<b>CBG</b>	Hornby	As available	3 PM
<b>First United</b>	First United (Women's side)	As available	3PM
<b>VAFCS</b>	1660 E. Hastings	30 beds	2 PM
<b>Lu'ma Native Housing Society</b>	Klahowya Tillicum Lalum	20 beds 10 cots	n/a
<b>Lookout</b>	Yukon Shelter	As available	3 PM
<b>Lookout</b>	Al Mitchell Shelter	As available	3 PM

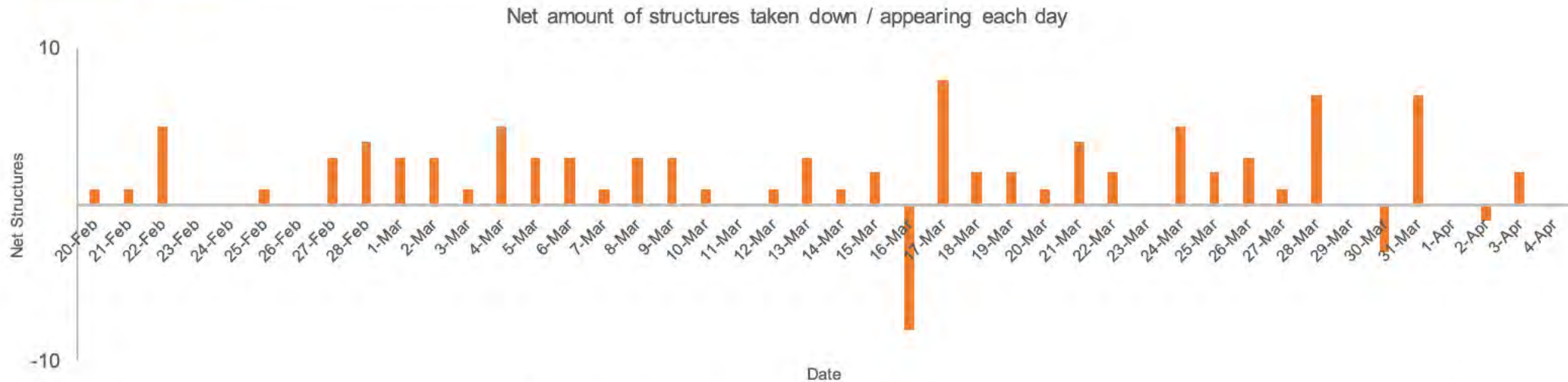
CONFIDENTIAL - Situation report - Hastings  
Destructuring



# Historical Progress Metrics: Structures

August 17, 2022 - April 4, 2023

Destructuring		
21/21	# of priority sites cleared	
N/A	Total (Since Aug 17)	
638	# of tents and structures taken down (removed/ and or collapsed)	
N/A		
218	# of new tents and structures on Hastings (b/w Abbott & Gore)	



CONFIDENTIAL - Situation report - Hastings Destructuring



# Structures Remaining

Updated April 25th, 2023

20



## Map Legend



*This map shows structures within the operational area as captured by the structures mapping team periodically. The number of structures shown on this map may not match the total of the daily removed/erected structures reported by Engineering crews and shown elsewhere. The periodic snapshot captured by the structures mapping team shown here should be understood as the definitive number of structures remaining.*



CONFIDENTIAL - Situation report - Hastings Destructuring



## Shelter Beds

Average 19  
Available spaces  
each day

*This data represents the range of shelter spaces available daily. The data will fluctuate as people move in/out of shelters. There are spaces that have been reserved at one shelter for individuals who are currently staying outside on Hastings Street; they are accessed through direct referral from the City's Outreach team. Individuals who are staying in a shelter with reserved beds may stay for a short or long time. Individuals may leave a shelter due to receiving housing, returning to unsheltered homelessness, or many other reasons. There are plans to increase shelter capacity.*

199  
Accepted\*  
(Aug 17- April 24)

*This data represents the total number of people who have been connected to a shelter space. Outreach staff contact the shelter, reserve a bed for individuals, and support individuals with intake at the shelter. Individual stays or length of stay are not tracked by City Outreach staff. While a cumulative number is reported, it does not necessarily reflect the number of people currently staying in shelter as people may leave or transition out of shelter.*

Carnegie Outreach	April 18	April 19	April 20	April 21	April 22	April 23	April 24
Accepted offers of shelter*	3	0	0	0	N/A	N/A	0

Individuals who are accepting an offer of shelter have often previously accepted shelter offers.

CONFIDENTIAL - Situation report - Hastings Destructuring





# Housing Metrics Snapshot – Current State

	Active	Cumulative	Data current to April 25	Definition of Cumulative is data between July 25th and reporting date
Number of people needing housing/shelter *	135	474	Active: The number of individuals in needs of housing/shelter on reporting date.	Cumulative: The number of individuals that have at any point been in need of housing/shelter since July 25. If someone cycles in and out of housing/shelter they are only counted one time.
Allocations: Present housing units available for occupancy	49	Unclear	Active: The current number of housing rooms/units available for occupancy as of the reporting date.	Cumulative: The number of housing rooms/units that have been brought forward to the allocations table since July 25.
Allocations: Unit has been brought to allocation table as ready but is currently in question due to the service provider not able to tenant the unit for a variety of reasons	2	Unclear	Active: Rooms are currently delayed either due to repairs not being completed or other reasons provided by the service provider.	
TOTAL ALLOCATIONS in process. Includes units ready for occupancy and 'units in question'	51	168	Active: The current number of individuals who have been allocated an available room/unit as of reporting date. This number cannot be higher than present rooms/units available as all allocations are tied directly to a unit.	Cumulative: The number of individuals who have been allocated a housing room/unit since the process began July 25th (regardless of outcome).
Allocations waiting for housing provider ROOM READINESS input/interview	10	N/A	Active: Individuals that have been allocated housing room/unit and are waiting to meet the service provider and have a housing interview as of reporting date.	N/A
Allocations waiting for more information on client from Outreach before interview	2	N/A	Active: Individuals that have been allocated a housing room/unit and conducted an interview. Carnegie is providing service provider with more information regarding the client.	N/A
Allocations waiting for client to attend interview	24	N/A	Active: Individuals that have been allocated a room/unit and are currently waiting to have an interview with housing provider	N/A
Interview offers being considered by clients	7	N/A	Active: Individuals that conducted an interview, are considering if they want to move into specific housing room/unit.	N/A
Allocation offers being considered by clients	1	N/A	Active: Individuals who have already had a successful interview and are currently deciding if they want to move into the specific housing room/unit.	N/A
Units offers accepted, waiting for room to be ready	7	N/A	Active: The number of clients that accepted a housing room/unit during reporting period, but have NOT moved in yet.	The number of housing rooms/units where a client has accepted and offer, but HAS NOT moved in yet.
	During Reporting Period	Cumulative (Since July 25)	Data during reporting period	Definition of Cumulative is data between July 25th and reporting date
Housing rooms/units offers made to clients by housing provider	9	119	Active: The number of people who have received housing offers from service provider as of the reporting period date	The number of housing rooms/units that have been offered to a client by a housing provider
Housing rooms/units offer rejections (client)	0	20	Active: The number of housing rooms/units that were rejected by a client during reporting period	The number of housing rooms/units that a client has rejected after receiving an offer from a housing provider
Housing rooms/units offers accepted, moved in	5	99	Active: The number of clients that accepted a housing room/unit during reporting period, but have moved in yet. There has been a historical error in placements where one person has been recorded as having moved in, when this was not the case. This count has reduced the overall number by one which we now believe to be correct.	The number of housing rooms/units where a client has accepted and offer, and client HAS moved in.
Housing room/unit offer rejections resulting in clients needing re-allocation (housing provider or BCH)	1	68	Active: The number of clients that did not obtain housing/ unit at some point during the process during reporting period. Their file will be returned to allocations table.	The number of clients that did not obtain housing/ unit at some point during the process during reporting period. Their file will be returned to allocations table.

\*This number includes individuals who may still be staying outside in the general Hastings 'area', including individuals who are not directly on Hastings St and who may have been in or in and around the encampment over recent months.

This will include individuals that are putting up structures nightly and taking them down and other individuals who are staying outside.

At the end of February there were 117 people sleeping overnight in the Hastings Area:

- 95 of 117 were engaged with outreach (81%)
- 70 of the 95 were there in October or prior and were open to shelter/ housing options
- 25 of the 95 were people engaged with outreach since October and were open to shelter/ housing options
- 22 people (in tents) of the 117 did not want to engage with outreach (19%)

CONFIDENTIAL - Situation report - Hastings  
Destructuring



## Destructuring

De-construction Metrics	April 18	April 19	April 20	April 21	April 22	April 23	April 24	Total (Since Aug 17)
# of priority sites cleared	21/21	21/21	21/21	21/21	21/21	21/21	21/21	21/21
# of tents and structures taken down (removed/ and or collapsed) <b>**NEW**</b>	32	35	35	32	25	27	22	N/A
# of impoundments <b>**NEW**</b>	1	1	1	1	0	0	1	TBC
# of structures between Abbott & Gore (daily overnight count from crew) <b>*NEW*</b>	28	39	36	32	25	39	27	N/A
Tonnage of material removed (kg)	2060	1740	1050	1400	2000	3230	1170	759883
# propane tanks removed	9	5	7	6	6	13	4	1971
# of Evelyn Saller meal tickets distributed by ENG teams	7	2	0	2	6	4	3	1257
# of carts distributed by Sanitation	9	4	3	4	0	0	3	673
# of Operations Workers (i.e. ops workers, drivers, etc.) deployed for Urban Issues by ENG (may include areas outside Hastings operational area)	14	13	5	4	6	7	7	N/A
# of Supervisors deployed in-field by ENG (i.e. sub-foreman)	5	5	4	3	2	3	4	N/A
# of Managers deployed in-field by ENG (i.e. exempt)	1	1	1	1	1	1	1	N/A
# of VFRS Inspectors deployed	2	2	0	0	0	0	0	N/A



# Detailed Metrics – Parks and Communication

## Monitoring Parks

	New Sheltering In DTES Parks (Weekly)															
	AndyLivingstone Park		Crab Park		Oppenheimer Park		Strathcona Park		McLean Park		Pigeon Park		Other parks		Total	
Date	Structures	People	Structures	People	Structures	People	Structures	People	Structures	People	Structures	People	Structures	People	Structures	People
Jan 30	0	0	0	N/A	0	0	0	0	1	0	1	0	0	0	2	0
Feb 6	0	0	0	N/A	0	0	0	0	0	0	2	0	0	3	2	3
Feb 13	2	6	0	N/A	1	0	0	0	0	1	1	0	2	3	6	10
Feb 20	1	0	0	N/A	0	0	0	0	0	1	0	0	0	0	1	1
Feb 27	0	0	0	N/A	0	0	0	0	0	0	0	0	0	0	0	0
March 7	1	1	1	N/A	0	0	0	0	0	0	0	0	0	1	2	2
March 13	0	0	1	N/A	0	1	0	0	0	0	0	0	0	4	1	5
March 20	0	0	0	N/A	0	0	0	0	0	0	0	0	2	5	2	5
March 27	1	1	0	N/A	1	0	0	0	0	0	0	0	0	0	2	1
April 3	0	N/A	0	N/A	1	N/A	0	N/A	0	N/A	0	N/A	1	N/A	2	N/A
April 10	2	N/A	1	N/A	2	N/A	0	N/A	0	N/A	0	N/A	4	N/A	9	N/A
April 17	1	N/A	0	N/A	0	N/A	0	N/A	0	N/A	0	N/A	1	N/A	2	N/A
April 24	0	N/A	0	N/A	0	N/A	1	N/A	0	N/A	0	N/A	0	N/A	1	N/A

CONFIDENTIAL - Situation report - Hastings Destructuring

10



# Reference: Status of Community Supports

Support type	Location	Status
Outreach operations	N/A	Operational
Storage in partnership with the Aboriginal Front Door Society	390 Main	Operational
Storage in partnership with Atira	101 Cordova	Operational
Short term storage in partnership with PHS	27 W Hastings	Pending
Long term storage (CoV)	987 Cordova	Operational
Drop in space	320 Alexander	Semi-Operational
Automated Public Toilet (APT)	Pigeon Park	Operational
Kiosk for APT	Pigeon Park	Operational
Mobile Washroom Trailer	Gore & Hastings	Delayed



End of document





# Situation Report

Event Name	Hastings Response
Date	May 2, 2023 (Week 30)
Time	N/A
Reporting Period	April 25 – May 1
EOC Activation Level	N/A
EMBC Task #	N/A
Reviewed By	Dustin Lupick, Social Planner
Authorized by	Bruk Melles, Director, Homelessness Services

***This document may be distributed within your municipality or agency***

This document may not be distributed outside of your agency.

<b>ACCS CONTACT INFO</b>	Email: <a href="mailto:bruk.melles@vancouver.ca">bruk.melles@vancouver.ca</a>
--------------------------	---



## Sanitation

- Average 1,950 kg material removed per day.
- Average 29 structures set up nightly along Hastings between Abbott and Gore
- All structures come down daily, the majority through compliance
- Two impoundments occurred during reporting period

## Parks:

- Fifty-eight (58) Tents in North Area of Crab Park, two tents identified in the morning at other DTES parks.

## VFRS:

- Nineteen (19) outdoor fires responded to by Strathcona and DTES Fire Halls April 25th – May 2nd.

VFRS Metrics	April 25	April 26	April 27	April 28	April 29	April 30	May 1
# of outdoor fires responded to by Fire Halls 1: Strathcona, and #2: DTES	6	0	0	2	3	3	5

- Note: There were seven additional fires responded to by FH 8: Yaletown in and around the downtown south area

## ACCS:

- Nineteen (19) individuals housed during reporting period; currently 30 active allocations
- Four individuals accepted offer of shelter during reporting period. Individuals who are accepting an offer of shelter have often previously accepted shelter offers.



## Additional Shelter Information

- Specific shelters are holding beds for individuals from Hastings and Crab Park through a direct referral process.
- Process: BC Housing connects with shelter providers daily and informs the City's Homelessness Services Outreach Team where there are bed vacancies. If outreach identifies individuals that have accepted a shelter offer, they will notify BC Housing and contact shelter provider to access the bed.
- There are nine additional sites that are holding beds specifically for Hastings and Crab Park, as outlined below:

Provider	Shelter	Beds Available	Beds held until
<b>PHS</b>	New Fountain Shelter	As available	10 PM
<b>CBG</b>	1 <sup>st</sup> Ave	As available	3 PM
<b>CBG</b>	Metson	As available	3 PM
<b>CBG</b>	Hornby	As available	3 PM
<b>First United</b>	First United (Women's side)	As available	3PM
<b>VAFCS</b>	1660 E. Hastings	30 beds	2 PM
<b>Lu'ma Native Housing Society</b>	Klahowya Tillicum Lalum	20 beds 10 cots	n/a
<b>Lookout</b>	Yukon Shelter	As available	3 PM
<b>Lookout</b>	Al Mitchell Shelter	As available	3 PM



# Historical Progress Metrics: Structures

August 17, 2022 - April 4, 2023

## Destructuring

21/21

# of priority sites cleared

Total (Since Aug 17)

N/A

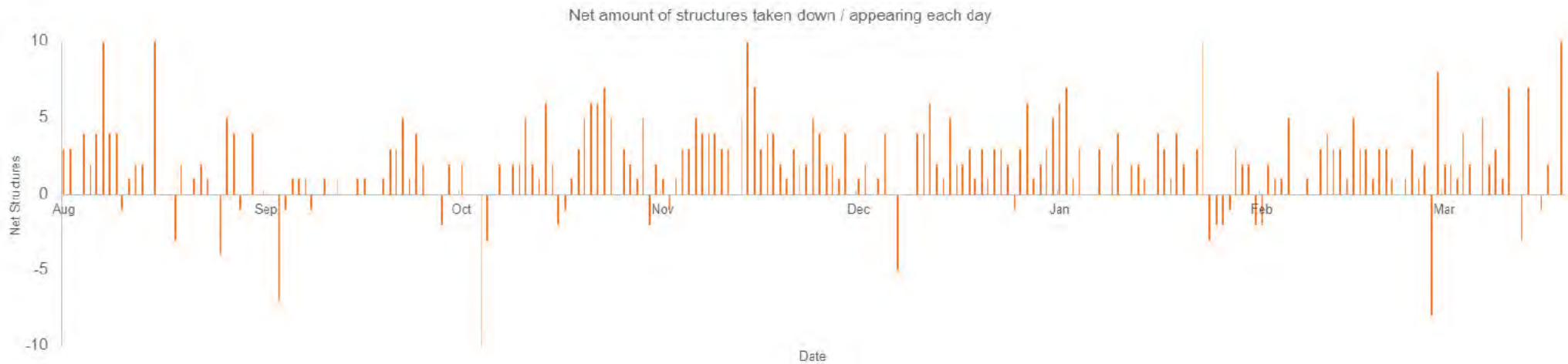
638

# of tents and structures taken down (removed/ and or collapsed)

N/A

218

# of new tents and structures on Hastings (b/w Abbott & Gore)



CONFIDENTIAL - Situation report - Hastings Response



## Shelter Beds

Average 15  
Available spaces  
each day

*This data represents the range of shelter spaces available daily. The data will fluctuate as people move in/out of shelters. There are spaces that have been reserved at one shelter for individuals who are currently staying outside on Hastings Street; they are accessed through direct referral from the City's Outreach team. Individuals who are staying in a shelter with reserved beds may stay for a short or long time. Individuals may leave a shelter due to receiving housing, returning to unsheltered homelessness, or many other reasons. There are plans to increase shelter capacity.*

203  
Accepted\*  
(Aug 17- May 1)

*This data represents the total number of people who have been connected to a shelter space. Outreach staff contact the shelter, reserve a bed for individuals, and support individuals with intake at the shelter. Individual stays or length of stay are not tracked by City Outreach staff. While a cumulative number is reported, it does not necessarily reflect the number of people currently staying in shelter as people may leave or transition out of shelter.*

Carnegie Outreach	April 25	April 26	April 27	April 28	April 29	April 30	May 1
Accepted offers of shelter*	2	0	0	0	N/A	N/A	2

Individuals who are accepting an offer of shelter have often previously accepted shelter offers.

CONFIDENTIAL - Situation report - Hastings Response



# Housing Metrics Snapshot – Current State

	Active	Cumulative	Data current to May 2	Definition of Cumulative is data between July 25th and reporting date
Number of people needing housing/shelter *	138	477	Active: The number of individuals in needs of housing/shelter on reporting date.	Cumulative: The number of individuals that have at any point been in need of housing/shelter since July 25. If someone cycles in and out of housing/shelter they are only counted one time.
Allocations: Present housing units available for occupancy	28	Unclear	Active: The current number of housing rooms/units available for occupancy as of the reporting date.	N/A
Allocations: Unit has been brought to allocation table as ready but is currently in question due to the service provider not able to tenant the unit for a variety of reasons	2	Unclear	Active: Rooms are currently delayed either due to repairs not being completed or other reasons provided by the service provider.	N/A
TOTAL ALLOCATIONS in process. Includes units ready for occupancy and 'units in question'	30	168	Active: The current number of individuals who have been allocated an available room/unit as of reporting date. This number cannot be higher than present rooms/units available as all allocations are tied directly to a unit.	Cumulative: The number of individuals who have been allocated a housing room/unit since the process began July 25th (regardless of outcome).
Allocations waiting for housing provider ROOM READINESS input/interview	7	N/A	Active: Individuals that have been allocated housing room/unit and are waiting to meet the service provider and have a housing interview as of reporting date.	N/A
Allocations waiting for more information on client from Outreach before interview	2	N/A	Active: Individuals that have been allocated a housing room/unit and conducted an interview. Carnegie is providing service provider with more information regarding the client.	N/A
Allocations waiting for client to attend interview	11	N/A	Active: Individuals that have been allocated a room/unit and are currently waiting to have an interview with housing provider	N/A
Interview offers being considered by clients	6	N/A	Active: Individuals that conducted an interview, are considering if they want to move into specific housing room/unit.	N/A
Allocation offers being considered by clients	1	N/A	Active: Individuals who have already had a successful interview and are currently deciding if they want to move into the specific housing room/unit	N/A
Units offers accepted, waiting for room to be ready	3	N/A	Active: The number of clients that accepted a housing room/unit during reporting period, but have NOT moved in yet.	N/A
	During Reporting Period	Cumulative (Since July 25)	Data during reporting period	Definition of Cumulative is data between July 25th and reporting date
Housing rooms/units offers made to clients by housing provider	21	140	Active: The number of people who have received housing offers from service provider as of the reporting period date.	The number of housing rooms/units that have been offered to a client by a housing provider
Housing rooms/units offer rejections (client)	2	22	Active: The number of housing rooms/units that were rejected by a client during reporting period	The number of housing rooms/units that a client has rejected after receiving an offer from a housing provider
Housing rooms/units offers accepted, moved in	19	118	Active: The number of clients that accepted a housing room/unit during reporting period, and have moved in.	The number of housing rooms/units where a client has accepted and offer, and client HAS moved in.
Housing room/unit offer rejections resulting in clients needing re-allocation (housing provider or BCH)	0	68	Active: The number of clients that did not obtain housing/ unit at some point during the process during reporting period. Their file will be returned to allocations table.	The number of clients that did not obtain housing/ unit at some point during the process during reporting period. Their file will be returned to allocations table.

\*This number includes individuals who may still be staying outside in the general Hastings 'area', including individuals who are not directly on Hastings St and who may have been in or in and around the encampment over recent months.

This will include individuals that are putting up structures nightly and taking them down and other individuals who are staying outside.

At the end of February there were 117 people sleeping overnight in the Hastings Area:

- 95 of 117 were engaged with outreach (81%)
- 70 of the 95 were there in October or prior and were open to shelter/ housing options
- 25 of the 95 were people engaged with outreach since October and were open to shelter/ housing options
- 22 people (in tents) of the 117 did not want to engage with outreach (19%)

CONFIDENTIAL - Situation report - Hastings Response



## Destructuring

De-construction Metrics	April 25	April 26	April 27	April 28	April 29	April 30	May 1	Total (Since Aug 17)
# of priority sites cleared	21/21	21/21	21/21	21/21	21/21	21/21	21/21	21/21
# of tents and structures taken down (removed/ and or collapsed)	27	36	31	31	34	25	16	N/A
# of impoundments	1	1	0	0	0	0	0	TBC
# of structures between Abbott & Gore (daily overnight count from crew)	28	36	31	31	14	25	16	N/A
Tonnage of material removed (kg)	2190	1440	2550	2000	1600	2020	1830	773,513 kg
# propane tanks removed	6	8	10	6	7	5	7	2,020
# of Evelyn Saller meal tickets distributed by ENG teams	0	0	0	0	0	4	7	1,268
# of carts distributed by Sanitation	2	2	0	1	0	4	10	692
# of Operations Workers (i.e. ops workers, drivers, etc.) deployed for Urban Issues by ENG (may include areas outside Hastings operational area)	12	13	12	12	10	9	13	N/A
# of Supervisors deployed in-field by ENG (i.e. sub-foreman)	3	3	4	3	3	2	3	N/A
# of Managers deployed in-field by ENG (i.e. exempt)	1	1	1	1	1	1	1	N/A
# of VFRS Inspectors deployed	0	0	0	0	0	0	0	N/A



# Detailed Metrics – Parks and Communication

## Monitoring Parks

	New Sheltering In DTES Parks (Weekly)															
	AndyLivingstone Park		Crab Park		Oppenheimer Park		Strathcona Park		McLean Park		Pigeon Park		Other parks		Total	
Date	Structures	People	Structures	People	Structures	People	Structures	People	Structures	People	Structures	People	Structures	People	Structures	People
Feb 6	0	0	0	N/A	0	0	0	0	0	0	2	0	0	3	2	3
Feb 13	2	6	0	N/A	1	0	0	0	0	1	1	0	2	3	6	10
Feb 20	1	0	0	N/A	0	0	0	0	0	1	0	0	0	0	1	1
Feb 27	0	0	0	N/A	0	0	0	0	0	0	0	0	0	0	0	0
March 7	1	1	1	N/A	0	0	0	0	0	0	0	0	0	1	2	2
March 13	0	0	1	N/A	0	1	0	0	0	0	0	0	0	4	1	5
March 20	0	0	0	N/A	0	0	0	0	0	0	0	0	2	5	2	5
March 27	1	1	0	N/A	1	0	0	0	0	0	0	0	0	0	2	1
April 3	0	N/A	0	N/A	1	N/A	0	N/A	0	N/A	0	N/A	1	N/A	2	N/A
April 10	2	N/A	1	N/A	2	N/A	0	N/A	0	N/A	0	N/A	4	N/A	9	N/A
April 17	1	N/A	0	N/A	0	N/A	0	N/A	0	N/A	0	N/A	1	N/A	2	N/A
April 24	0	N/A	0	N/A	0	N/A	1	N/A	0	N/A	0	N/A	0	N/A	1	N/A
May 1	1	N/A	0	N/A	0	N/A	0	N/A	0	N/A	0	N/A	1	N/A	2	N/A

CONFIDENTIAL - Situation report - Hastings Response

8



## Reference: Status of Community Supports

Support type	Location	Status
Outreach operations	N/A	Operational
Storage in partnership with the Aboriginal Front Door Society	390 Main	Operational
Storage in partnership with Atira	101 Cordova	Operational
Short term storage in partnership with PHS	27 W Hastings	Pending
Long term storage (CoV)	987 Cordova	Operational
Drop in space	320 Alexander	Semi-Operational
Automated Public Toilet (APT)	Pigeon Park	Operational
Kiosk for APT	Pigeon Park	Operational
Mobile Washroom Trailer	Gore & Hastings	Delayed



End of document





# Situation Report

Event Name	Hastings Response
Date	May 9, 2023 (Week 31)
Time	N/A
Reporting Period	May 2 – May 8
EOC Activation Level	N/A
EMBC Task #	N/A
Reviewed By	Dustin Lupick, Social Planner
Authorized by	Bruk Melles, Director, Homelessness Services

***This document may be distributed within your municipality or agency***

This document may not be distributed outside of your agency.

**ACCS CONTACT INFO**

Email: [bruk.melles@vancouver.ca](mailto:bruk.melles@vancouver.ca)



## Sanitation

- Average 2,320 kg material removed per day.
- Average 13 structures set up nightly along Hastings between Abbott and Gore
- All structures come down daily, the majority through compliance
- Zero impoundments occurred during reporting period

## Parks:

- Fifty-two (52) Tents in North Area of Crab Park, one tent identified in the morning at other DTES parks.

## VFRS:

- Ten (10) outdoor fires responded to by Strathcona and DTES Fire Halls May 3rd – May 8th.

VFRS Metrics	May 2	May 3	May 4	May 5	May 6	May 7	May 8
# of outdoor fires responded to by Fire Halls 1: Strathcona, and #2: DTES	0	4	1	0	3	2	0

- Note: There were six additional fires responded to by FH 8: Yaletown in and around the downtown south area

## ACCS:

- Six individuals housed during reporting period; currently 25 active allocations
- Five individuals accepted offer of shelter during reporting period. Individuals who are accepting an offer of shelter have often previously accepted shelter offers.



## Additional Shelter Information

- Specific shelters are holding beds for individuals from Hastings and Crab Park through a direct referral process.
- Process: BC Housing connects with shelter providers daily and informs the City's Homelessness Services Outreach Team where there are bed vacancies. If outreach identifies individuals that have accepted a shelter offer, they will notify BC Housing and contact shelter provider to access the bed.
- There are nine additional sites that are holding beds specifically for Hastings and Crab Park, as outlined below:

Provider	Shelter	Beds Available	Beds held until
<b>PHS</b>	New Fountain Shelter	As available	10 PM
<b>CBG</b>	1 <sup>st</sup> Ave	As available	3 PM
<b>CBG</b>	Metson	As available	3 PM
<b>CBG</b>	Hornby	As available	3 PM
<b>First United</b>	First United (Women's side)	As available	3PM
<b>VAFCS</b>	1660 E. Hastings	30 beds	2 PM
<b>Lu'ma Native Housing Society</b>	Klahowya Tillicum Lalum	20 beds 10 cots	n/a
<b>Lookout</b>	Yukon Shelter	As available	3 PM
<b>Lookout</b>	Al Mitchell Shelter	As available	3 PM



# Historical Progress Metrics: Structures

August 17, 2022 - April 4, 2023

## Destructuring

21/21

# of priority sites cleared

Total (Since Aug 17)

N/A

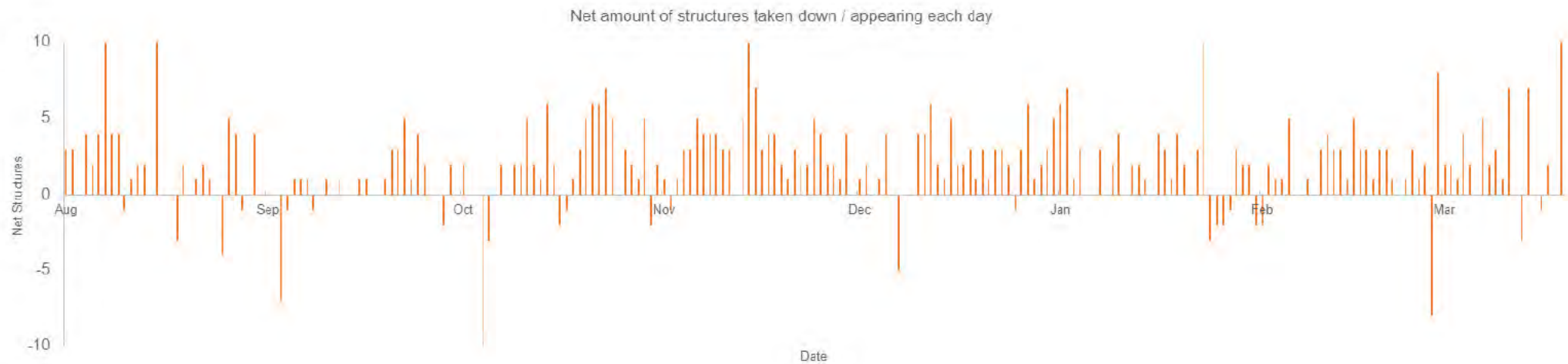
638

# of tents and structures taken down (removed/ and or collapsed)

N/A

218

# of new tents and structures on Hastings (b/w Abbott & Gore)



CONFIDENTIAL - Situation report - Hastings Response



## Shelter Beds

Average 12  
Available spaces  
each day

*This data represents the range of shelter spaces available daily. The data will fluctuate as people move in/out of shelters. There are spaces that have been reserved at one shelter for individuals who are currently staying outside on Hastings Street; they are accessed through direct referral from the City's Outreach team. Individuals who are staying in a shelter with reserved beds may stay for a short or long time. Individuals may leave a shelter due to receiving housing, returning to unsheltered homelessness, or many other reasons. There are plans to increase shelter capacity.*

208  
Accepted\*  
(Aug 17- May 8)

*This data represents the total number of people who have been connected to a shelter space. Outreach staff contact the shelter, reserve a bed for individuals, and support individuals with intake at the shelter. Individual stays or length of stay are not tracked by City Outreach staff. While a cumulative number is reported, it does not necessarily reflect the number of people currently staying in shelter as people may leave or transition out of shelter.*

Carnegie Outreach	May 2	May 3	May 4	May 5	May 6	May 7	May 8
Accepted offers of shelter*	3	0	2	0	N/A	N/A	1

Individuals who are accepting an offer of shelter have often previously accepted shelter offers.

CONFIDENTIAL - Situation report - Hastings Response



# Housing Metrics Snapshot – Current State

	Active	Cumulative	Data current to May 9th	Definition of Cumulative is data between July 25th and reporting date
Number of people needing housing/shelter*	158	477	Active: The number of individuals in needs of housing/shelter on reporting date.	Cumulative: The number of individuals that have at any point been in need of housing/shelter since July 25. If someone cycles in and out of housing/shelter they are only counted one time.
Allocations: Present housing units available for occupancy	23	Unclear	Active: The current number of housing rooms/units available for occupancy as of the reporting date.	
Allocations: Unit has been brought to allocation table as ready but is currently in question due to the service provider not able to tenant the unit for a variety of reasons	2	Unclear	Active: Rooms are currently delayed either due to repairs not being completed or other reasons provided by the service provider.	
TOTAL ALLOCATIONS in process. Includes units ready for occupancy and 'units in question'	25	168	Active: The current number of individuals who have been allocated an available room/unit as of reporting date. This number cannot be higher than present rooms/units available as all allocations are tied directly to a unit.	Cumulative: The number of individuals who have been allocated a housing room/unit since the process began July 25th (regardless of outcome).
Allocations waiting for housing provider ROOM READINESS input/interview	12	N/A	Active: Individuals that have been allocated housing room/unit and are waiting to meet the service provider and have a housing interview as of reporting date.	N/A
Allocations waiting for more information on client from outreach before interview	0	N/A	Active: Individuals that have been allocated a housing room/unit and conducted an interview. Carnegie is providing service provider with more information regarding the client.	N/A
Allocations waiting for client to attend interview	8	N/A	Active: Individuals that have been allocated a room/unit and are currently waiting to have an interview with housing provider	N/A
Interview offers being considered by clients	2	N/A	Active: Individuals that conducted an interview, are considering if they want to move into specific housing room/unit.	N/A
Allocation offers being considered by clients	0	N/A	Active: Individuals who have already had a successful interview and are currently deciding if they want to move into the specific housing room/unit	N/A
Units offers accepted, waiting for room to be ready	3	N/A	Active: The number of clients that accepted a housing room/unit during reporting period, but have NOT moved in yet.	N/A
	During Reporting Period	Cumulative (Since July 25)	Data during reporting period	Definition of Cumulative is data between July 25th and reporting date
Housing rooms/units offers made to clients by housing provider	8	148	Active: The number of people who have received housing offers from service provider as of the reporting period date	The number of housing rooms/units that have been offered to a client by a housing provider.
Housing rooms/units offer rejections (client)	2	24	Active: The number of housing rooms/units that were rejected by a client during reporting period	The number of housing rooms/units that a client has rejected after receiving an offer from a housing provider
Housing rooms/units offers accepted, moved in	6	124	Active: The number of clients that accepted a housing room/unit during reporting period, and have moved in yet.	The number of housing rooms/units where a client has accepted and offer, and client HAS moved in.
Housing room/unit offer rejections resulting in clients needing re-allocation (housing provider or BCH)	7	75	Active: The number of clients that did not obtain housing/ unit at some point during the process during reporting period. Their file will be returned to allocations table.	The number of clients that did not obtain housing/ unit at some point during the process during reporting period. Their file will be returned to allocations table.

\*This number includes individuals who may still be staying outside in the general Hastings 'area', including individuals who are not directly on Hastings St and who may have been in or in and around the encampment over recent months.

This will include individuals that are putting up structures nightly and taking them down and other individuals who are staying outside.

At the end of February there were 117 people sleeping overnight in the Hastings Area:

- 95 of 117 were engaged with outreach (81%)
- 70 of the 95 were there in October or prior and were open to shelter/ housing options
- 25 of the 95 were people engaged with outreach since October and were open to shelter/ housing options
- 22 people (in tents) of the 117 did not want to engage with outreach (19%)

CONFIDENTIAL - Situation report - Hastings Response



## Destructuring

De-construction Metrics	May 2	May 3	May 4	May 5	May 6	May 7	May 8	Total (Since Aug 17)
# of priority sites cleared	21/21	21/21	21/21	21/21	21/21	21/21	21/21	21/21
# of tents and structures taken down (removed/ and or collapsed)	15	7	13	24	12	11	12	N/A
# of impoundments	0	0	0	0	0	0	0	TBC
# of structures between Abbott & Gore (daily overnight count from crew)	11	7	13	13	12	11	12	N/A
Tonnage of material removed (kg)	1750	2705	1400	2400	3000	3170	1840	789,778 kg
# propane tanks removed	9	9	10	8	9	4	4	2073
# of Evelyn Saller meal tickets distributed by ENG teams	4	2	8	0	0	2	2	1286
# of carts distributed by Sanitation	2	0	1	1	1	0	0	697
# of Operations Workers (i.e. ops workers, drivers, etc.) deployed for Urban Issues by ENG (may include areas outside Hastings operational area)	11	10	8	6	8	9	8	N/A
# of Supervisors deployed in-field by ENG (i.e. sub-foreman)	5	5	5	5	5	5	5	N/A
# of Managers deployed in-field by ENG (i.e. exempt)	1	1	1	1	1	1	1	N/A
# of VFRS Inspectors deployed	0	0	0	0	0	0	0	N/A



# Detailed Metrics – Parks and Communication

## Monitoring Parks

	New Sheltering In DTES Parks (Weekly)															
	AndyLivingstone Park		Crab Park		Oppenheimer Park		Strathcona Park		McLean Park		Pigeon Park		Other parks		Total	
Date	Structures	People	Structures	People	Structures	People	Structures	People	Structures	People	Structures	People	Structures	People	Structures	People
Feb 13	2	6	0	N/A	1	0	0	0	0	1	1	0	2	3	6	10
Feb 20	1	0	0	N/A	0	0	0	0	0	1	0	0	0	0	1	1
Feb 27	0	0	0	N/A	0	0	0	0	0	0	0	0	0	0	0	0
March 7	1	1	1	N/A	0	0	0	0	0	0	0	0	0	1	2	2
March 13	0	0	1	N/A	0	1	0	0	0	0	0	0	0	4	1	5
March 20	0	0	0	N/A	0	0	0	0	0	0	0	0	2	5	2	5
March 27	1	1	0	N/A	1	0	0	0	0	0	0	0	0	0	2	1
April 3	0	N/A	0	N/A	1	N/A	0	N/A	0	N/A	0	N/A	1	N/A	2	N/A
April 10	2	N/A	1	N/A	2	N/A	0	N/A	0	N/A	0	N/A	4	N/A	9	N/A
April 17	1	N/A	0	N/A	0	N/A	0	N/A	0	N/A	0	N/A	1	N/A	2	N/A
April 24	0	N/A	0	N/A	0	N/A	1	N/A	0	N/A	0	N/A	0	N/A	1	N/A
May 1	1	N/A	0	N/A	0	N/A	0	N/A	0	N/A	0	N/A	1	N/A	2	N/A
May 8	0	N/A	0	N/A	1	N/A	0	N/A	0	N/A	0	N/A	0	N/A	1	N/A

CONFIDENTIAL - Situation report - Hastings Response

8



## Reference: Status of Community Supports

Support type	Location	Status
Outreach operations	N/A	Operational
Storage in partnership with the Aboriginal Front Door Society	390 Main	Operational
Storage in partnership with Atira	101 Cordova	Operational
Short term storage in partnership with PHS	27 W Hastings	Pending
Long term storage (CoV)	987 Cordova	Operational
Drop in space	320 Alexander	Semi-Operational
Automated Public Toilet (APT)	Pigeon Park	Operational
Kiosk for APT	Pigeon Park	Operational
Mobile Washroom Trailer	Gore & Hastings	Delayed



End of document





# Situation Report

Event Name	Hastings Response
Date	May 16, 2023 (Week 32)
Time	N/A
Reporting Period	May 9 – May 15
EOC Activation Level	N/A
EMBC Task #	N/A
Reviewed By	Dustin Lupick, Social Planner
Authorized by	Bruk Melles, Director, Homelessness Services

***This document may be distributed within your municipality or agency***

This document may not be distributed outside of your agency.

<b>ACCS CONTACT INFO</b>	Email: <a href="mailto:bruk.melles@vancouver.ca">bruk.melles@vancouver.ca</a>
--------------------------	---



# Outlook & Situational Awareness

## Sanitation

- Average 1,850 kg material removed per day.
- Average eight structures set up nightly along Hastings between Abbott and Gore
- All structures come down daily, the majority through compliance
- Five impoundments occurred during reporting period

## Parks:

- Fifty-six (56) Tents in North Area of Crab Park, six tents identified in the morning at other DTES parks.

## VFRS:

- Twenty-two (22) outdoor fires responded to by Strathcona and DTES Fire Halls May 9th – 15.

VFRS Metrics	May 9	May 10	May 11	May 12	May 13	May 14	May 15
# of outdoor fires responded to by Fire Halls 1: Strathcona, and #2: DTES	2	2	6	0	4	6	2

- Note: There were four additional fires responded to by FH 8: Yaletown in and around the downtown south area

## ACCS:

- Eight individuals housed during reporting period; currently 25 active allocations
- Four individuals accepted offer of shelter during reporting period. Individuals who are accepting an offer of shelter have often previously accepted shelter offers.



## Additional Shelter Information

- Specific shelters are holding beds for individuals from Hastings and Crab Park through a direct referral process.
- Process: BC Housing connects with shelter providers daily and informs the City's Homelessness Services Outreach Team where there are bed vacancies. If outreach identifies individuals that have accepted a shelter offer, they will notify BC Housing and contact shelter provider to access the bed.
- There are nine additional sites that are holding beds specifically for Hastings and Crab Park, as outlined below:

Provider	Shelter	Beds Available	Beds held until
<b>PHS</b>	New Fountain Shelter	As available	10 PM
<b>CBG</b>	1 <sup>st</sup> Ave	As available	3 PM
<b>CBG</b>	Metson	As available	3 PM
<b>CBG</b>	Hornby	As available	3 PM
<b>First United</b>	First United (Women's side)	As available	3PM
<b>VAFCS</b>	1660 E. Hastings	30 beds	2 PM
<b>Lu'ma Native Housing Society</b>	Klahowya Tillicum Lalum	20 beds 10 cots	n/a
<b>Lookout</b>	Yukon Shelter	As available	3 PM
<b>Lookout</b>	Al Mitchell Shelter	As available	3 PM



# Historical Progress Metrics: Structures

August 17, 2022 - April 4, 2023

## Destructuring

21/21

# of priority sites cleared

Total (Since Aug 17)

N/A

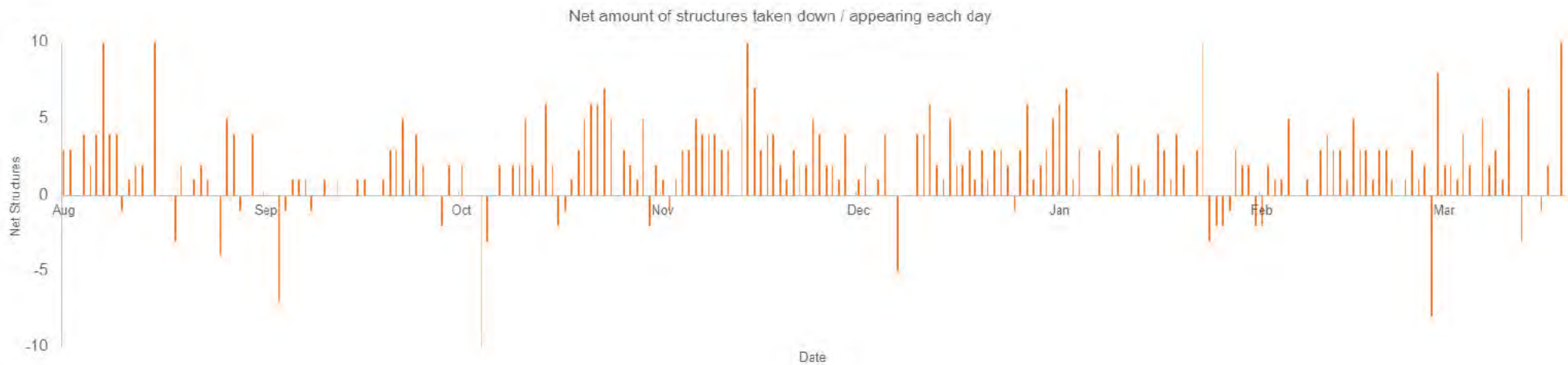
638

# of tents and structures taken down (removed/ and or collapsed)

N/A

218

# of new tents and structures on Hastings (b/w Abbott & Gore)



CONFIDENTIAL - Situation report - Hastings Response



## Shelter Beds

**Average 15  
Available spaces  
each day**

*This data represents the range of shelter spaces available daily. The data will fluctuate as people move in/out of shelters. There are spaces that have been reserved at one shelter for individuals who are currently staying outside on Hastings Street; they are accessed through direct referral from the City's Outreach team. Individuals who are staying in a shelter with reserved beds may stay for a short or long time. Individuals may leave a shelter due to receiving housing, returning to unsheltered homelessness, or many other reasons. There are plans to increase shelter capacity.*

**212  
Accepted\*  
(Aug 17- May 8)**

*This data represents the total number of people who have been connected to a shelter space. Outreach staff contact the shelter, reserve a bed for individuals, and support individuals with intake at the shelter. Individual stays or length of stay are not tracked by City Outreach staff. While a cumulative number is reported, it does not necessarily reflect the number of people currently staying in shelter as people may leave or transition out of shelter.*

Carnegie Outreach	May 9	May 10	May 11	May 12	May 13	May 14	May 15
Accepted offers of shelter*	1	1	0	1	N/A	N/A	1

Individuals who are accepting an offer of shelter have often previously accepted shelter offers.

CONFIDENTIAL - Situation report - Hastings Response



# Housing Metrics Snapshot – Current State

	Active	Cumulative	16-May	Definition of Cumulative is data between July 25th and reporting date
<b>Number of people needing housing/shelter *</b>	138	477	Active: The number of individuals in needs of housing/shelter on reporting date.	Cumulative: The number of individuals that have at any point been in need of housing/shelter since July 25. If someone cycles in and out of housing/shelter they are only counted one time.
Allocations: Present housing units available for occupancy	22	Unclear	Active: The current number of housing rooms/units available for occupancy as of the reporting date.	
Allocations: Unit has been brought to allocation table as ready but is currently in question due to the service provider not able to tenant the unit for a variety of reasons	3	Unclear	Active: Rooms are currently delayed either due to repairs not being completed or other reasons provided by the service provider.	
<b>TOTAL ALLOCATIONS in process. Includes units ready for occupancy and 'units in question'</b>	25	174	Active: The current number of individuals who have been allocated an available room/unit as of reporting date. This number cannot be higher than present rooms/units available as all allocations are tied directly to a unit.	Cumulative: The number of individuals who have been allocated a housing room/unit since the process began July 25th (regardless of outcome).
Allocations waiting for housing provider ROOM READINESS input/interview	11	N/A	Active: Individuals that have been allocated housing room/unit and are waiting to meet the service provider and have a housing interview as of reporting date.	N/A
Allocations waiting for more information on client from Outreach before interview	0	N/A	Active: Individuals that have been allocated a housing room/unit and conducted an interview. Carnegie is providing service provider with more information regarding the client.	N/A
Allocations waiting for client to attend interview	11	N/A	Active: Individuals that have been allocated a room/unit and are currently waiting to have an interview with housing provider	N/A
Interview offers being considered by clients	0	N/A	Active: Individuals that conducted an interview, are considering if they want to move into specific housing room/unit.	N/A
Allocation offers being considered by clients	0	N/A	Active: Individuals who have already had a successful interview and are currently deciding if they want to move into the specific housing room/unit	N/A
Units offers accepted, waiting for room to be ready	3	N/A	Active: The number of clients that accepted a housing room/unit during reporting period, but have NOT moved in yet.	The number of housing rooms/units where a client has accepted and offer, but HAS NOT moved in yet.

	During Reporting Period	Cumulative (Since July 25)	Data during reporting period	Definition of Cumulative is data between July 25th and reporting date
Housing rooms/units offers made to clients by housing provider	9	157	Active: The number of people who have received housing offers from service provider as of the reporting period date	The number of housing rooms/units that have been offered to a client by a housing provider
Housing rooms/units offer rejections (client)	1	25	Active: The number of housing rooms/units that were rejected by a client during reporting period	The number of housing rooms/units that a client has rejected after receiving an offer from a housing provider
Housing rooms/units offers accepted, moved in	8	132	Active: The number of clients that accepted a housing room/unit during reporting period, but have moved in yet. There has been a historical error in placements where one person has been recorded as having moved in, when this was not the case. This count has reduced the overall number by one which we now believe to be correct.	The number of housing rooms/units where a client has accepted and offer, and client HAS moved in.
Housing room/unit offer rejections resulting in clients needing re-allocation (housing provider or BCH)	1	76	Active: The number of clients that did not obtain housing/ unit at some point during the process during reporting period. Their file will be returned to allocations table.	The number of clients that did not obtain housing/ unit at some point during the process during reporting period. Their file will be returned to allocations table.

\*This number Includes individuals who may still be staying outside in the general Hastings 'area', including individuals who are not directly on Hastings St and who may have been in or in and around the encampment over recent months.

This will include individuals that are putting up structures nightly and taking them down and other individuals who are staying outside.

At the end of February there were 117 people sleeping overnight in the Hastings Area:

- 95 of 117 were engaged with outreach (81%)
- 70 of the 95 were there in October or prior and were open to shelter/ housing options
- 25 of the 95 were people engaged with outreach since October and were open to shelter/ housing options
- 22 people (in tents) of the 117 did not want to engage with outreach (19%)

CONFIDENTIAL – Situation report - Hastings Response



## Destructuring

De-construction Metrics	May 2	May 3	May 4	May 5	May 6	May 7	May 8	Total (Since Aug 17)
# of priority sites cleared	21/21	21/21	21/21	21/21	21/21	21/21	21/21	21/21
# of tents and structures taken down (removed/ and or collapsed)	6	8	7	10	10	9	4	N/A
# of impoundments	1	1	0	0	0	0	3	TBC
# of structures between Abbott & Gore (daily overnight count from crew)	6	8	7	10	10	9	4	N/A
Tonnage of material removed (kg)	1845	1000	830	2300	2000	2250	2735	802,738
# propane tanks removed	1	1	0	2	4	5	3	2,089
# of Evelyn Saller meal tickets distributed by ENG teams	2	4	1	0	0	0	4	1,297
# of carts distributed by Sanitation	0	0	0	0	0	0	0	697
# of Operations Workers (i.e. ops workers, drivers, etc.) deployed for Urban Issues by ENG (may include areas outside Hastings operational area)	9	8	6	8	6	6	8	N/A
# of Supervisors deployed in-field by ENG (i.e. sub-foreman)	4	4	4	4	4	4	4	N/A
# of Managers deployed in-field by ENG (i.e. exempt)	1	1	1	1	1	1	1	N/A
# of VFRS Inspectors deployed	0	0	0	0	0	0	0	N/A



# Detailed Metrics – Parks and Communication

## Monitoring Parks

	New Sheltering In DTES Parks (Weekly)															
	AndyLivingstone Park		Crab Park		Oppenheimer Park		Strathcona Park		McLean Park		Pigeon Park		Other parks		Total	
Date	Structures	People	Structures	People	Structures	People	Structures	People	Structures	People	Structures	People	Structures	People	Structures	People
Feb 20	1	0	0	N/A	0	0	0	0	0	1	0	0	0	0	1	1
Feb 27	0	0	0	N/A	0	0	0	0	0	0	0	0	0	0	0	0
March 7	1	1	1	N/A	0	0	0	0	0	0	0	0	0	1	2	2
March 13	0	0	1	N/A	0	1	0	0	0	0	0	0	0	4	1	5
March 20	0	0	0	N/A	0	0	0	0	0	0	0	0	2	5	2	5
March 27	1	1	0	N/A	1	0	0	0	0	0	0	0	0	0	2	1
April 3	0	N/A	0	N/A	1	N/A	0	N/A	0	N/A	0	N/A	1	N/A	2	N/A
April 10	2	N/A	1	N/A	2	N/A	0	N/A	0	N/A	0	N/A	4	N/A	9	N/A
April 17	1	N/A	0	N/A	0	N/A	0	N/A	0	N/A	0	N/A	1	N/A	2	N/A
April 24	0	N/A	0	N/A	0	N/A	1	N/A	0	N/A	0	N/A	0	N/A	1	N/A
May 1	1	N/A	0	N/A	0	N/A	0	N/A	0	N/A	0	N/A	1	N/A	2	N/A
May 8	0	N/A	0	N/A	1	N/A	0	N/A	0	N/A	0	N/A	0	N/A	1	N/A
May 15	1	N/A	0	N/A	4	N/A	1	N/A	0	N/A	0	N/A	0	N/A	6	N/A

CONFIDENTIAL - Situation report - Hastings Response

8



## Reference: Status of Community Supports

Support type	Location	Status
Outreach operations	N/A	Operational
Storage in partnership with the Aboriginal Front Door Society	390 Main	Operational
Storage in partnership with Atira	101 Cordova	Operational
Short term storage in partnership with PHS	27 W Hastings	Pending
Long term storage (CoV)	987 Cordova	Operational
Drop in space	320 Alexander	Semi-Operational
Automated Public Toilet (APT)	Pigeon Park	Operational
Kiosk for APT	Pigeon Park	Operational
Mobile Washroom Trailer	Gore & Hastings	Delayed



End of document





# Situation Report

Event Name	Hastings Response
Date	May 23, 2023 (Week 33)
Time	N/A
Reporting Period	May 16 – May 22
EOC Activation Level	N/A
EMBC Task #	N/A
Reviewed By	Dustin Lupick, Social Planner
Authorized by	Bruk Melles, Director, Homelessness Services

***This document may be distributed within your municipality or agency***

This document may not be distributed outside of your agency.

<b>ACCS CONTACT INFO</b>	Email: <a href="mailto:bruk.melles@vancouver.ca">bruk.melles@vancouver.ca</a>
--------------------------	---



# Outlook & Situational Awareness

## Sanitation

- Average 2,110 kg material removed per day.
- Average six structures set up nightly along Hastings between Abbott and Gore
- All structures come down daily, the majority through compliance
- Three impoundments occurred during reporting period

## Parks:

- Sixty-nine (69) Tents in North Area of Crab Park, five tents identified in the morning at other DTES parks.

## VFRS:

- Twenty three (23) outdoor fires responded to by Strathcona and DTES Fire Halls May 16th – 22nd.

VFRS Metrics	May 16	May 17	May 18	May 19	May 20	May 21	May 22
# of outdoor fires responded to by Fire Halls 1: Strathcona, and #2: DTES	3	3	5	3	4	3	2

- Note: There were five additional fires responded to by FH 8: Yaletown in and around the downtown south area

## ACCS:

- Four individuals housed during reporting period; currently 21 active allocations
- Seven individuals accepted offer of shelter during reporting period. Individuals who are accepting an offer of shelter have often previously accepted shelter offers.



## Additional Shelter Information

- Specific shelters are holding beds for individuals from Hastings and Crab Park through a direct referral process.
- Process: BC Housing connects with shelter providers daily and informs the City's Homelessness Services Outreach Team where there are bed vacancies. If outreach identifies individuals that have accepted a shelter offer, they will notify BC Housing and contact shelter provider to access the bed.
- There are nine additional sites that are holding beds specifically for Hastings and Crab Park, as outlined below:

Provider	Shelter	Beds Available	Beds held until
<b>PHS</b>	New Fountain Shelter	As available	10 PM
<b>CBG</b>	1 <sup>st</sup> Ave	As available	3 PM
<b>CBG</b>	Metson	As available	3 PM
<b>CBG</b>	Hornby	As available	3 PM
<b>First United</b>	First United (Women's side)	As available	3PM
<b>VAFCS</b>	1660 E. Hastings	30 beds	2 PM
<b>Lu'ma Native Housing Society</b>	Klahowya Tillicum Lalum	20 beds 10 cots	n/a
<b>Lookout</b>	Yukon Shelter	As available	3 PM
<b>Lookout</b>	Al Mitchell Shelter	As available	3 PM



# Historical Progress Metrics: Structures

August 17, 2022 - April 4, 2023

## Destructuring

21/21

# of priority sites cleared

Total (Since Aug 17)

N/A

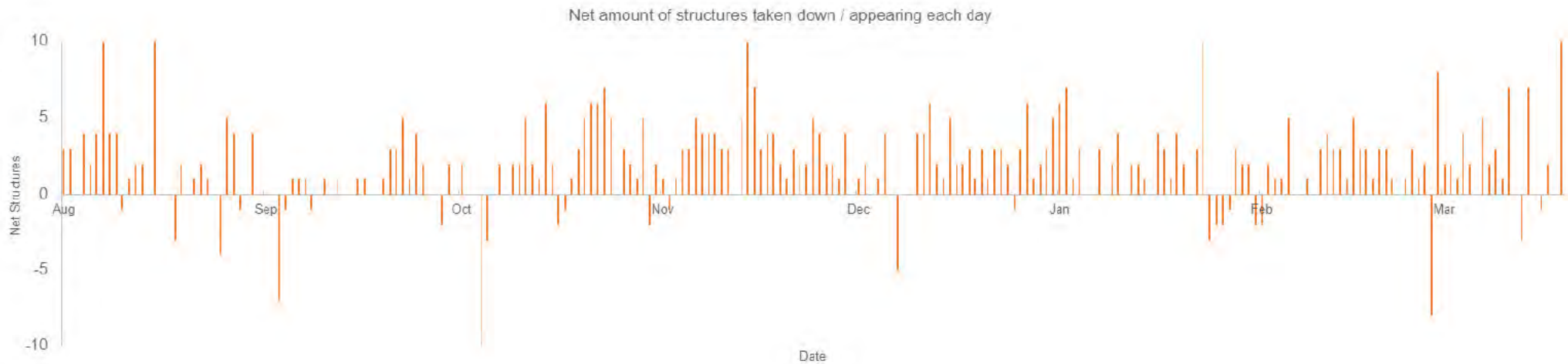
638

# of tents and structures taken down (removed/ and or collapsed)

N/A

218

# of new tents and structures on Hastings (b/w Abbott & Gore)



CONFIDENTIAL - Situation report - Hastings Response



## Shelter Beds

Average 22  
Available spaces  
each day

*This data represents the range of shelter spaces available daily. The data will fluctuate as people move in/out of shelters. There are spaces that have been reserved at one shelter for individuals who are currently staying outside on Hastings Street; they are accessed through direct referral from the City's Outreach team. Individuals who are staying in a shelter with reserved beds may stay for a short or long time. Individuals may leave a shelter due to receiving housing, returning to unsheltered homelessness, or many other reasons. There are plans to increase shelter capacity.*

219  
Accepted\*  
(Aug 17- May 22)

*This data represents the total number of people who have been connected to a shelter space. Outreach staff contact the shelter, reserve a bed for individuals, and support individuals with intake at the shelter. Individual stays or length of stay are not tracked by City Outreach staff. While a cumulative number is reported, it does not necessarily reflect the number of people currently staying in shelter as people may leave or transition out of shelter.*

Carnegie Outreach	May 16	May 17	May 18	May 19	May 20	May 21	May 22
Accepted offers of shelter*	0	5	2	0	N/A	N/A	0

Individuals who are accepting an offer of shelter have often previously accepted shelter offers.

CONFIDENTIAL - Situation report - Hastings Response



# Housing Metrics Snapshot – Current State

	Active	Cumulative	Data current to May 23	Definition of Cumulative is data between July 25th and reporting date
Number of people needing housing/shelter*	141	480	Active: The number of individuals in needs of housing/shelter on reporting date.	Cumulative: The number of individuals that have at any point been in need of housing/shelter since July 25. If someone cycles in and out of housing/shelter they are only counted one time.
Allocations: Present housing units available for occupancy	16	Unclear	Active: The current number of housing rooms/units available for occupancy as of the reporting date.	
Allocations: Unit has been brought to allocation table as ready but is currently in question due to the service provider not able to tenant the unit for a variety of reasons	5	Unclear	Active: Rooms are currently delayed either due to repairs not being completed or other reasons provided by the service provider.	
TOTAL ALLOCATIONS in process, includes units ready for occupancy and 'units in question'	21	177	Active: The current number of individuals who have been allocated an available room/unit as of reporting date. This number cannot be higher than present rooms/units available as all allocations are tied directly to a unit.	Cumulative: The number of individuals who have been allocated a housing room/unit since the process began July 25th (regardless of outcome).
Allocations waiting for housing provider ROOM READINESS input/interview	10	N/A	Active: Individuals that have been allocated housing room/unit and are waiting to meet the service provider and have a housing interview as of reporting date.	N/A
Allocations waiting for more information on client from Outreach before interview	0	N/A	Active: Individuals that have been allocated a housing room/unit and conducted an interview. Carnegie is providing service provider with more information regarding the client.	N/A
Allocations waiting for client to attend interview	7	N/A	Active: Individuals that have been allocated a room/unit and are currently waiting to have an interview with housing provider	N/A
Interview offers being considered by clients	2	N/A	Active: Individuals that conducted an interview, are considering if they want to move into specific housing room/unit.	N/A
Allocation offers being considered by clients	0	N/A	Active: Individuals who have already had a successful interview and are currently deciding if they want to move into the specific housing room/unit	N/A
Units offers accepted, waiting for room to be ready	2	N/A	Active: The number of clients that accepted a housing room/unit during reporting period, but have NOT moved in yet.	The number of housing rooms/units where a client has accepted and offer, but HAS NOT moved in yet.
	During Reporting Period	Cumulative (Since July 25)	Data during reporting period	Definition of Cumulative is data between July 25th and reporting date
Housing rooms/units offers made to clients by housing provider	5	162	Active: The number of people who have received housing offers from service provider as of the reporting period date	The number of housing rooms/units that have been offered to a client by a housing provider
Housing rooms/units offer rejections (client)	1	26	Active: The number of housing rooms/units that were rejected by a client during reporting period	The number of housing rooms/units that a client has rejected after receiving an offer from a housing provider
Housing rooms/units offers accepted, moved in	4	136	Active: The number of clients that accepted a housing room/unit during reporting period, but have moved in yet. There has been a historical error in placements where one person has been recorded as having moved in, when this was not the case. This count has reduced the overall number by one which we now believe to be correct.	The number of housing rooms/units where a client has accepted and offer, and client HAS moved in.
Housing room/unit offer rejections resulting in clients needing re-allocation (housing provider or BCH)	2	78	Active: The number of clients that did not obtain housing/ unit at some point during the process during reporting period. Their file will be returned to allocations table.	The number of clients that did not obtain housing/ unit at some point during the process during reporting period. Their file will be returned to allocations table.

\*This number includes individuals who may still be staying outside in the general Hastings 'area', including individuals who are not directly on Hastings St and who may have been in or in and around the encampment over recent months.

This will include individuals that are putting up structures nightly and taking them down and other individuals who are staying outside.

At the end of February there were 117 people sleeping overnight in the Hastings Area:

- 95 of 117 were engaged with outreach (81%)
- 70 of the 95 were there in October or prior and were open to shelter/ housing options
- 25 of the 95 were people engaged with outreach since October and were open to shelter/ housing options
- 22 people (in tents) of the 117 did not want to engage with outreach (19%)

CONFIDENTIAL - Situation report - Hastings Response



## Destructuring

De-construction Metrics	May 16	May 17	May 18	May 19	May 20	May 21	May 22	Total (Since Aug 17)
# of priority sites cleared	21/21	21/21	21/21	21/21	21/21	21/21	21/21	21/21
# of tents and structures taken down (removed/ and or collapsed)	0	5	2	5	5	6	16	N/A
# of impoundments	2	2	0	0	0	0	0	TBC
# of structures between Abbott & Gore (daily overnight count from crew)	0	5	2	5	5	6	16	N/A
Tonnage of material removed (kg)	1040	2405	1690	3065	1200	2240	3120	817,498 kg
# propane tanks removed	0	4	1	2	3	4	5	2108
# of Evelyne Saller meal tickets distributed by ENG teams	2	2	0	0	0	0	0	1301
# of carts distributed by Sanitation	0	1	2	0	3	0	0	703
# of Operations Workers (i.e. ops workers, drivers, etc.) deployed for Urban Issues by ENG (may include areas outside Hastings operational area)	8	8	7	8	6	7	8	N/A
# of Supervisors deployed in-field by ENG (i.e. sub-foreman)	4	4	4	4	4	4	4	N/A
# of Managers deployed in-field by ENG (i.e. exempt)	1	1	1	1	1	1	1	N/A
# of VFRS Inspectors deployed	0	0	0	0	0	0	0	N/A



# Detailed Metrics – Parks and Communication

## Monitoring Parks

	New Sheltering In DTES Parks (Weekly)															
	AndyLivingstone Park		Crab Park		Oppenheimer Park		Strathcona Park		McLean Park		Pigeon Park		Other parks		Total	
Date	Structures	People	Structures	People	Structures	People	Structures	People	Structures	People	Structures	People	Structures	People	Structures	People
Feb 27	0	0	0	N/A	0	0	0	0	0	0	0	0	0	0	0	0
March 7	1	1	1	N/A	0	0	0	0	0	0	0	0	0	1	2	2
March 13	0	0	1	N/A	0	1	0	0	0	0	0	0	0	4	1	5
March 20	0	0	0	N/A	0	0	0	0	0	0	0	0	2	5	2	5
March 27	1	1	0	N/A	1	0	0	0	0	0	0	0	0	0	2	1
April 3	0	N/A	0	N/A	1	N/A	0	N/A	0	N/A	0	N/A	1	N/A	2	N/A
April 10	2	N/A	1	N/A	2	N/A	0	N/A	0	N/A	0	N/A	4	N/A	9	N/A
April 17	1	N/A	0	N/A	0	N/A	0	N/A	0	N/A	0	N/A	1	N/A	2	N/A
April 24	0	N/A	0	N/A	0	N/A	1	N/A	0	N/A	0	N/A	0	N/A	1	N/A
May 1	1	N/A	0	N/A	0	N/A	0	N/A	0	N/A	0	N/A	1	N/A	2	N/A
May 8	0	N/A	0	N/A	1	N/A	0	N/A	0	N/A	0	N/A	0	N/A	1	N/A
May 15	1	N/A	0	N/A	4	N/A	1	N/A	0	N/A	0	N/A	0	N/A	6	N/A
May 22	1	N/A	0	N/A	3	N/A	0	N/A	0	N/A	0	N/A	1	N/A	5	N/A

CONFIDENTIAL - Situation report - Hastings Response

8



## Reference: Status of Community Supports

Support type	Location	Status
Outreach operations	N/A	Operational
Storage in partnership with the Aboriginal Front Door Society	390 Main	Operational
Storage in partnership with Atira	101 Cordova	Operational
Short term storage in partnership with PHS	27 W Hastings	Pending
Long term storage (CoV)	987 Cordova	Operational
Drop in space	320 Alexander	Semi-Operational
Automated Public Toilet (APT)	Pigeon Park	Operational
Kiosk for APT	Pigeon Park	Operational
Mobile Washroom Trailer	Gore & Hastings	Delayed



End of document





# Situation Report

Event Name	Hastings Response
Date	July 04, 2023 (Report #36) <b>REVISED: July 12</b>
Time	N/A
Reporting Period	June 6 – July 3
EOC Activation Level	N/A
EMBC Task #	N/A
Reviewed By	Dustin Lupick, Social Planner
Authorized by	Bruk Melles, Director, Homelessness Services

Note: Hastings Response report is now released monthly. The next scheduled report will be the week of August 7<sup>th</sup>.

*This document may be distributed within your municipality or agency*

This document may not be distributed outside of your agency.

ACCS CONTACT INFO	Email: <a href="mailto:bruk.melles@vancouver.ca">bruk.melles@vancouver.ca</a>
-------------------	---



## Sanitation

- Average 2,473 kg material removed per day.
- Average five structures set up nightly along Hastings between Abbott and Gore. All structures come down daily, majority through compliance
- Six impoundments occurred during reporting period (June 6- July 3)

## Parks:

- Sixty five (65) structures in Crab Park; 20-25 people sheltering in park nightly
- Seven tents identified in the morning at other DTES parks for July 4th. Tents are coming down through compliance.
- Since early January in Crab Park approx. 48 unique individuals have been offered shelter, and eight people accepted the offer.

## VFRS:

VFRS Metrics	June 6 - 12	June 13-19	June 20- 26	June 27 – July 3
# of outdoor fires responded to by Fire Halls 1: Strathcona, and #2: DTES	28	23	16	20

## ACCS:

- On May 30th there were 15 active allocations. As of July 6th these allocations resulted in:
  - Seven people moved into housing
  - Five people were removed from the list by BCH (4) or the housing provider (1)
  - One person declined the offer
  - Two people who remain on the list (1 has been accepted as a tenant; waiting for unit to be made ready, 1 is considering the interview)
- Hastings: Fifteen (15) individuals accepted offer of shelter during reporting period. Individuals who are accepting an offer of shelter have often previously accepted shelter offers.



## Additional Shelter Information

- Specific shelters are holding beds for individuals from Hastings and Crab Park through a direct referral process.
- Process: BC Housing connects with shelter providers daily and informs the City's Homelessness Services Outreach Team where there are bed vacancies. If outreach identifies individuals that have accepted a shelter offer, they will notify BC Housing and contact shelter provider to access the bed.
- There are nine additional sites that are holding beds specifically for Hastings and Crab Park, as outlined below:

Provider	Shelter	Beds Available	Beds held until
<b>PHS</b>	New Fountain Shelter	As available	10 PM
<b>CBG</b>	1 <sup>st</sup> Ave	As available	3 PM
<b>CBG</b>	Metson	As available	3 PM
<b>CBG</b>	Hornby	As available	3 PM
<b>First United</b>	First United (Women's side)	As available	3PM
<b>VAFCS</b>	1660 E. Hastings	30 beds	2 PM
<b>Lu'ma Native Housing Society</b>	Klahowya Tillicum Lalum	20 beds 10 cots	n/a
<b>Lookout</b>	Yukon Shelter	As available	3 PM
<b>Lookout</b>	Al Mitchell Shelter	As available	3 PM



## Shelter Beds

**Average 20  
Available spaces  
each day**

*This data represents the range of shelter spaces available daily. The data will fluctuate as people move in/out of shelters. There are spaces that have been reserved at one shelter for individuals who are currently staying outside on Hastings Street; they are accessed through direct referral from the City's Outreach team. Individuals who are staying in a shelter with reserved beds may stay for a short or long time. Individuals may leave a shelter due to receiving housing, returning to unsheltered homelessness, or many other reasons. There are plans to increase shelter capacity.*

**248  
Accepted\*  
(Aug 17-July 3)**

*This data represents the total number of people who have been connected to a shelter space. Outreach staff contact the shelter, reserve a bed for individuals, and support individuals with intake at the shelter. Individual stays or length of stay are not tracked by City Outreach staff. While a cumulative number is reported, it does not necessarily reflect the number of people currently staying in shelter as people may leave or transition out of shelter.*

Carnegie Outreach	June 6 - 12	June 13-19	June 20- 26	June 27 – July 3
Accepted offers of shelter*	6	2	5	2

Individuals who are accepting an offer of shelter have often previously accepted shelter offers.

CONFIDENTIAL - Situation report - Hastings Response



# Housing Metrics Snapshot – Current State

	Active	Cumulative	Data current to July 6	Definition of Cumulative is data between July 25th and reporting date
<b>Allocations:</b> Present housing units available for occupancy	1	Unclear	Active: The current number of housing rooms/units available for occupancy as of the reporting date.	Cumulative: The number of housing rooms/units that have been brought forward to the allocations table since July 25.
<b>Allocations:</b> Unit has been brought to allocation table as ready but is currently in question due to the service provider not able to tenant the unit for a variety of reasons	1	Unclear	Active: Rooms are currently delayed either due to repairs not being completed or other reasons provided by the service provider.	
<b>TOTAL ALLOCATIONS in process. Includes units ready for occupancy and 'units in question'</b>	2	177	Active: The current number of individuals who have been allocated an available room/unit as of reporting date. This number cannot be higher than present rooms/units available as all allocations are tied directly to a unit.	Cumulative: The number of individuals who have been allocated a housing room/unit since the process began July 25th (regardless of outcome).
<i>Allocations waiting for housing provider ROOM READINESS input/interview</i>	1	N/A	Active: Individuals that have been allocated housing room/unit and are waiting to meet the service provider and have a housing interview as of reporting date.	N/A
<i>Allocations waiting for more information on client from Outreach before interview</i>	0	N/A	Active: Individuals that have been allocated a housing room/unit and conducted an interview. Carnegie is providing service provider with more information regarding the client.	N/A
<i>Allocations waiting for client to attend interview</i>	0	N/A	Active: Individuals that have been allocated a room/unit and are currently waiting to have an interview with housing provider	N/A
<i>Interview offers being considered by clients</i>	1	N/A	Active: Individuals that conducted an interview, are considering if they want to move into specific housing room/unit.	N/A
<i>Allocation offers being considered by clients</i>	0	N/A	Active: Individuals who have already had a successful interview and are currently deciding if they want to move into the specific housing room/unit	N/A
<i>Units offers accepted, waiting for room to be ready</i>	1	N/A	Active: The number of clients that accepted a housing room/unit during reporting period, but have NOT moved in yet.	The number of housing rooms/units where a client has accepted and offer, but HAS NOT moved in yet.

	During Period (June 7- July 6)	Cumulative (Since July 25)	Data during reporting period	Definition of Cumulative is data between July 25th and reporting date
Housing rooms/units offers made to clients by housing provider	8	177	Active: The number of people who have received housing offers from service provider as of the reporting period date	The number of housing rooms/units that have been offered to a client by a housing provider
Housing rooms/units offer rejections (client)	1	29	Active: The number of housing rooms/units that were rejected by a client during reporting period	The number of housing rooms/units that a client has rejected after receiving an offer from a housing provider
Housing rooms/units offers accepted, moved in	7	148	Active: The number of clients that accepted a housing room/unit during reporting period, but have moved in yet. There has been a historical error in placements where one person has been recorded as having moved in, when this was not the case. This count has reduced the overall number by one which we now believe to be correct.	The number of housing rooms/units where a client has accepted and offer, and client HAS moved in.
Housing room/unit offer rejections resulting in clients needing re-allocation (housing provider or BCH)	5	83	Active: The number of clients that did not obtain housing/ unit at some point during the process during reporting period. Their file will be returned to allocations table.	The number of clients that did not obtain housing/ unit at some point during the process during reporting period. Their file will be returned to allocations table.

At the end of February there were 117 people sleeping overnight in the Hastings Area:

- 95 of 117 were engaged with outreach (81%)
- 70 of the 95 were there in October or prior and were open to shelter/ housing options
- 25 of the 95 were people engaged with outreach since October and were open to shelter/ housing options
- 22 people (in tents) of the 117 did not want to engage with outreach (19%)



## Structures Removal

Structures Removal Metrics		June 6 - 12	June 13-19	June 20- 26	June 27 – July 3
# of tents and structures taken down (removed and/or collapsed)	Daily average	4	6	6	4
# of Structures between Abbott & Gore (Structure Count from Day Shift Crew)	Daily average	4	6	6	4
# of impoundments	Total	2	0	2	2
# of carts distributed by Sanitation	Total	2	0	10	3
# of propane tanks removed	Total	20	8	5	6
# of Evelyne Saller meal tickets distributed by ENG teams	Total	1	1	10	4
Tonnage of material removed	Daily average	2,929 kg	2,798 kg	2,220 kg	1,742 kg
# of Operations Workers (i.e. ops workers, drivers, etc.) deployed for Urban Issues by ENG (may include areas outside Hastings operational area)	Daily average	7	7	7	7



# Detailed Metrics – Parks and Communication

## Monitoring Parks

	New Sheltering In DTES Parks (Weekly)							
	AndyLivingstone Park	Crab Park*	Oppenheimer Park	Strathcona Park	McLean Park	Pigeon Park	Other parks	Total
Date	Structures	Structures	Structures	Structures	Structures	Structures	Structures	Structures
April 10	2	1	2	0	0	0	4	9
April 17	1	0	0	0	0	0	1	2
April 24	0	0	0	1	0	0	0	1
May 1	1	0	0	0	0	0	1	2
May 8	0	0	1	0	0	0	0	1
May 15	1	0	4	1	0	0	0	6
May 22	1	0	3	0	0	0	1	5
May 29	2	1	2	0	0	0	1	6
June 5	1	0	2	0	0	0	1	4
June 12	1	2	2	0	0	0	0	5
June 19	0	2	1	0	0	0	0	3
June 26	3	0	5	1	0	0	0	9
July 3	2	1	3	0	0	0	1	7

\* This does not include structures that are inside the sanctioned encampment area. As of July 3rd, there are 65 structures in the encampment area.



## Reference: Status of Community Supports

Support type	Location	Status
Outreach operations	N/A	Operational
Storage in partnership with the Aboriginal Front Door Society	390 Main	Operational
Storage in partnership with Atira	101 Cordova	Operational
Long term storage (CoV)	987 Cordova	Operational
Drop in space	320 Alexander	Semi-Operational
Automated Public Toilet (APT)	Pigeon Park	Operational
Kiosk for APT	Pigeon Park	Operational
Accessible public toilet	144 Hastings St.	Operational



End of document





# Situation Report

Event Name	Hastings Response
Date	August 08, 2023 (Report #37)
Time	N/A
Reporting Period	July 4 – August 7
EOC Activation Level	N/A
EMBC Task #	N/A
Reviewed By	Dustin Lupick, Social Planner
Authorized by	Bruk Melles, Director, Homelessness Services

Note: Hastings Response report is now released monthly. The next scheduled report will be the week of September 5<sup>th</sup>.

*This document may be distributed within your municipality or agency*

This document may not be distributed outside of your agency.

ACCS CONTACT INFO	Email: <a href="mailto:bruk.melles@vancouver.ca">bruk.melles@vancouver.ca</a>
-------------------	---



# Outlook & Situational Awareness

## Sanitation

- Average 2,040 kg material removed per day.
- Average two structures set up nightly along Hastings between Abbott and Gore. All structures come down daily, majority through compliance
- Six impoundments occurred during reporting period (July 4- Aug 7)

## Parks:

- Seventy-seven (77) structures in Crab Park
- There has been a noted increase of people in the park, both new and returning. There are 25-30 people sheltering in park nightly.
- Between July 4th – August 7th no individuals from Crab Park accepted offers of shelter
- Seventeen (17) tents identified in the morning at other DTES parks for August 7th. Tents are coming down through compliance.

## VFRS:

- Average of 22 outdoor fires weekly responded to by Strathcona and DTES Fire Halls July 4- August 7th.

VFRS Metrics	Jul 4- 10	July 11-17	July 18-24	July 25 – July 31	August 1-7
# of outdoor fires responded to by Fire Halls 1: Strathcona, and #2: DTES	12	23	21	24	17

## ACCS:

- Effective July 19th, BC Housing no longer holds priority access shelter spaces specifically for referrals from Hastings.
- Hastings: Nine individuals accepted offer of shelter between July 4- August 7th . Over the past year, 257 individuals have accepted offer of shelter.

Carnegie Outreach	Jul 4th – August 7th
Accepted offers of shelter*	Nine

- Individuals who are accepting an offer of shelter have often previously accepted shelter offers.



## Structures Removal

Structures Removal Metrics		Jul 4- 10	July 11-17	July 18-24	July 25 – August 1	August 2-8
# of tents and structures taken down (removed and/or collapsed)	Daily average	2	1	1	3	3
# of Structures between Abbott & Gore (Structure Count from Day Shift Crew)	Daily average	1	2	1	3	2
# of impoundments	Total	0	2	0	0	4
# of carts distributed by Sanitation	Total	0	6	3	2	0
# of propane tanks removed	Total	8	7	10	5	6
# of Evelyne Saller meal tickets distributed by ENG teams	Total	1	0	1	0	0
Tonnage of material removed	Daily average	2250	2393	1655	2065	1707
# of Operations Workers (i.e. ops workers, drivers, etc.) deployed for Urban Issues by ENG (may include areas outside Hastings operational area)	Daily average	6	6	6	6	6



# Detailed Metrics – Parks and Communication

## Monitoring Parks

	New Sheltering In DTES Parks (Weekly)							
	AndyLivingstone Park	Crab Park*	Oppenheimer Park	Strathcona Park	McLean Park	Pigeon Park	Other parks	Total
Date	Structures	Structures	Structures	Structures	Structures	Structures	Structures	Structures
May 15	1	0	4	1	0	0	0	6
May 22	1	0	3	0	0	0	1	5
May 29	2	1	2	0	0	0	1	6
June 5	1	0	2	0	0	0	1	4
June 12	1	2	2	0	0	0	0	5
June 19	0	2	1	0	0	0	0	3
June 26	3	0	5	1	0	0	0	9
July 3	2	1	3	0	0	0	1	7
July 10	1	1	3	1	0	0	1	7
July 17	5	2	10	0	2	0	1	20
July 24	2	3	6	0	0	0	1	12
July 31	4	0	10	0	0	1	2	17
August 7	5	3	9	0	0	0	0	17

\* This does not include structures that are inside the sanctioned encampment area. As of August 7th, there are 77 structures in the encampment area.



## Reference: Status of Community Supports

Support type	Location	Status
Outreach operations	N/A	Operational
Storage in partnership with the Aboriginal Front Door Society	390 Main	Operational
Storage in partnership with Atira	101 Cordova	Operational
Long term storage (CoV)	987 Cordova	Operational
Drop in space	320 Alexander	Semi-Operational
Automated Public Toilet (APT)	Pigeon Park	Operational
Kiosk for APT	Pigeon Park	Operational
Accessible public toilet	144 Hastings St.	Operational



End of document





# Situation Report

Event Name	Hastings Response
Date	September 05, 2023 (Report #38)
Time	N/A
Reporting Period	August 8 – September 4
EOC Activation Level	N/A
EMBC Task #	N/A
Reviewed By	Dustin Lupick, Social Planner, HHS
Authorized by	Celine Mauboules, Managing Director, HHS

***This document may be distributed within your municipality or agency***

***This document may not be distributed outside of your agency.***

**ACCS CONTACT INFO**

**Email: [bruk.melles@vancouver.ca](mailto:bruk.melles@vancouver.ca)**

CONFIDENTIAL - Situation report - Hastings Response

1



# Outlook & Situational Awareness

## Sanitation

- Average 1,630 kg material removed per day.
- Average five structures set up nightly along Hastings between Abbott and Gore. All structures come down daily, majority through compliance
- Two impoundments occurred during reporting period (August 8- Sept 4)

## Parks:

- Seventy-nine (79) structures in Crab Park
- There are 25-30 people sheltering in park nightly.
- Between August 8th – September 4th no individuals from Crab Park accepted offers of shelter
- Twenty-two (22) tents identified in the morning at other DTES parks for September 4th. Tents are coming down through compliance.

## VFRS:

- Average of 19 outdoor fires weekly responded to by Strathcona and DTES Fire Halls August 8 - September 4th.

VFRS Metrics	Aug 8-14	Aug 15-21	Aug 22-28	Aug 29 – Sept 4
# of outdoor fires responded to by Fire Halls 1: Strathcona, and #2: DTES	17	17	24	15

## ACCS:

- Effective July 19th, BC Housing no longer holds priority access shelter spaces specifically for referrals from Hastings.
- Hastings: Ten (10) individuals accepted offer of shelter between July 4- August 7th.

Carnegie Outreach	Aug 8th -Sept 4th
Accepted offers of shelter*	10

- Individuals who are accepting an offer of shelter have often previously accepted shelter offers.

CONFIDENTIAL - Situation report - Hastings Response

2



## Structures Removal

Structures Removal Metrics		Aug 8-14	Aug 15-21	Aug 22-28	Aug 29 – Sept 4
# of tents and structures taken down (removed and/or collapsed)	Daily average	4	4	5	7
# of Structures between Abbott & Gore (Structure Count from Day Shift Crew)	Daily average	3	3	4	6
# of impoundments	Total	2	2	0	2
# of carts distributed by Sanitation	Total	0	0	0	0
# of propane tanks removed	Total	11	14	25	6
# of Evelyn Saller meal tickets distributed by ENG teams	Total	0	0	0	0
Tonnage of material removed	Daily average	2,146	1,585	2,480	1,630
# of Operations Workers (i.e. ops workers, drivers, etc.) deployed for Urban Issues by ENG (may include areas outside Hastings operational area)	Daily average	7	6	7	7



# Detailed Metrics – Parks and Communication

## Monitoring Parks

	New Sheltering In DTES Parks (Monthly)							
	AndyLivingstone Park	Crab Park*	Oppenheimer Park	Strathcona Park	McLean Park	Pigeon Park	Other parks	Total
Date	Structures	Structures	Structures	Structures	Structures	Structures	Structures	Structures
Sept 1 (2022)	3	7	1	0	1	1	2	15
Oct 1 (2022)	0	7	0	0	2	1	0	10
Nov 7 (2022)	0	19	0	0	0	2	0	21
Dec 5 (2022)	0	16	0	0	0	0	1	17
January 2	0	12	0	0	0	1	0	13
February 6	0	0	0	0	0	2	0	2
March 6	1	1	0	0	0	0	0	2
April 3	0	0	1	0	0	0	1	2
May 2	1	0	0	0	0	0	1	2
June 5	1	0	2	0	0	0	1	4
July 3	2	1	3	0	0	0	1	7
August 7	5	3	9	0	0	0	0	17
September 4	1	8	8	1	0	1	3	22

\* This does not include structures that are inside the sanctioned encampment area. As of September 5th, there are 79 structures in the encampment area.

4

CONFIDENTIAL - Situation report - Hastings Response



## Reference: Status of Community Supports

Support type	Location	Status
Outreach operations	N/A	Operational
Storage in partnership with the Aboriginal Front Door Society	390 Main	Operational
Storage in partnership with Atira	101 Cordova	Operational
Long term storage (CoV)	987 Cordova	Operational
Drop in space	320 Alexander	Semi-Operational
Automated Public Toilet (APT)	Pigeon Park	Operational
Kiosk for APT	Pigeon Park	Operational
Accessible public toilet	144 Hastings St.	Operational



End of document





# Situation Report

Event Name	Hastings Response
Date	October 04, 2023 (Report #39)
Time	N/A
Reporting Period	September 5 – October 3
EOC Activation Level	N/A
EMBC Task #	N/A
Reviewed By	Dustin Lupick, Social Planner, HHS
Authorized by	Bruk Melles, Director, Homelessness Services

***This document may be distributed within your municipality or agency***

*This document may not be distributed outside of your agency.*

**ACCS CONTACT INFO**

**Email: [bruk.melles@vancouver.ca](mailto:bruk.melles@vancouver.ca)**

CONFIDENTIAL - Situation report - Hastings Response

1



## Sanitation

- Average 1,893 kg material removed per day.
- Average five structures set up nightly along Hastings between Abbott and Gore. All structures come down daily, majority through compliance
- 1 impoundment occurred during reporting period (Sept 5- Oct 3)

## Parks:

- Seventy-six (76) structures in Crab Park (16 in the South). There are approximately 30 people in the North and 10 people in the South sheltering in the park nightly.
- Between September 5th – October 3rd no individuals from Crab Park accepted offers of shelter
- Nineteen (19) tents identified in the morning at other DTES parks for October 3rd. Tents are coming down through compliance.
- Vanier Park: Rangers are doing daily site visits twice a day to ensure no new camps or fires. No one has returned to the site this week

## ACCS:

- Effective July 19th, BC Housing no longer holds priority access shelter spaces specifically for referrals from Hastings.
- Hastings: 0 individuals accepted offer of shelter between September 5 – October 3

Carnegie Outreach	Sept 5 – Oct 3
Accepted offers of shelter*	0

- Individuals who are accepting an offer of shelter have often previously accepted shelter offers.



## Structures Removal

Structures Removal Metrics		Sept 5-11	Sept 12 - 18	Sept 19 - 25	Sept 26 Oct - 2
# of tents and structures taken down (removed and/or collapsed)	Daily average	3	3	3	4
# of Structures between Abbott & Gore (Structure Count from Day Shift Crew)	Daily average	3	3	3	4
# of impoundments	Total	0	0	0	1
# of carts distributed by Sanitation	Total	0	0	0	0
# of propane tanks removed	Total	11	5	2	5
# of Evelyn Saller meal tickets distributed by ENG teams	Total	0	0	0	0
Tonnage of material removed	Daily average	2693	1495	1230	1893
# of Operations Workers (i.e. ops workers, drivers, etc.) deployed for Urban Issues by ENG (may include areas outside Hastings operational area)	Daily average	7	5	5	5



# Detailed Metrics – Parks and Communication

## Monitoring Parks

	New Sheltering In DTES Parks (Monthly)							
	Andy Livingstone Park	Crab Park*	Oppenheimer Park	Strathcona Park	McLean Park	Pigeon Park	Other parks	Total
Date	Structures	Structures	Structures	Structures	Structures	Structures	Structures	Structures
Sept 1 (2022)	3	7	1	0	1	1	2	15
Oct 1 (2022)	0	7	0	0	2	1	0	10
Nov 7 (2022)	0	19	0	0	0	2	0	21
Dec 5 (2022)	0	16	0	0	0	0	1	17
January 2	0	12	0	0	0	1	0	13
February 6	0	0	0	0	0	2	0	2
March 6	1	1	0	0	0	0	0	2
April 3	0	0	1	0	0	0	1	2
May 2	1	0	0	0	0	0	1	2
June 5	1	0	2	0	0	0	1	4
July 3	2	1	3	0	0	0	1	7
August 7	5	3	9	0	0	0	0	17
September 4	1	8	8	1	0	1	3	22
October 3	1	16	12	1	0	2	3	35

\* This does not include structures that are inside the sanctioned encampment area. As of October 3rd, there are 76 structures in the encampment area.

CONFIDENTIAL - Situation report - Hastings Response



## Reference: Status of Community Supports

Support type	Location	Status
Outreach operations	N/A	Operational
Storage in partnership with the Aboriginal Front Door Society	390 Main	Operational
Storage in partnership with Atira	101 Cordova	Operational
Long term storage (CoV)	987 Cordova	Operational
Drop in space	320 Alexander	Semi-Operational
Automated Public Toilet (APT)	Pigeon Park	Operational
Kiosk for APT	Pigeon Park	Operational
Accessible public toilet	144 Hastings St.	Operational



End of document



# Situation Report

<b>Event Name</b>	<b>Hastings De-Structuring</b>
<b>Date</b>	January 3, 2023 (Week 12 + Week 13)
<b>Time</b>	20:00
<b>Reporting Period</b>	December 20, 2022 - January 2, 2023
<b>EOC Activation Level</b>	N/A
<b>EMBC Task #</b>	N/A
<b>Reviewed By</b>	Dustin Lupick, Social Planner
<b>Authorized by</b>	Bruk Melles, Director, Homelessness Services

***This document may be distributed within your municipality or agency***

*This document may not be distributed outside of your agency.*

<b>ACCS CONTACT INFO</b>	<b>Email: <a href="mailto:bruk.melles@vancouver.ca">bruk.melles@vancouver.ca</a></b>
--------------------------	--



## Sanitation

- Over the last two weeks there were:
  - 36 structures removed, and 12 new structures identified
  - 149 propane tanks collected (large and small)
  - 65 meal tickets handed out
  - Over 36,000 kg of material removed
  - Dec 19-24: Due to extreme weather, Eng team prioritized salting, snow clearing, and flooding prevention (clearing catch-basins) in the encampment area.
  - Dec 25-26: Hastings work was paused with 7800 kg of material collected on Dec 27<sup>th</sup>.
- Ongoing risks/issues include:
  - Propane tanks and heating sources (electric heaters, candles, small fires, etc.)
  - Extension cords running from buildings (upper floor windows, doorways, etc.)
  - Presence of feces, needles, drug paraphernalia on sidewalks/streets
  - Limited accessibility in some location

## Warming Centres

- Three additional sites (Aboriginal Front Door, Bette's Boutique (women only) and Carnegie Community Centre) operated during the recent period of extreme cold



- VFRS: 46 Outdoor fires along and around Hastings Street encampment responded to by Strathcona and DTES Fire Halls between December 20th and January 2nd

VFRS Metrics	Dec 20	Dec 21	Dec 22	Dec 23	Dec 24	Dec 25	Dec 26	Total
# of outdoor fires responded to by Fire Halls 1: Strathcona, and #2: DTES	6	6	9	2	2	4	3	32

VFRS Metrics	Dec 27	Dec 28	Dec 29	Dec 30	Dec 31	Jan 1	Jan 2	Total
# of outdoor fires responded to by Fire Halls 1: Strathcona, and #2: DTES	0	2	6	2	3	0	1	14

Note: There were 14 additional fires responded to by FH 8: Yaletown in and around the downtown south area

- Sanitation: As of January 3rd, there are 96 structures remaining along Hastings St. This is the lowest recorded amount since reporting began.
- ACCS: There were not any individuals housed during the previous two week reporting period. There is still a challenge due to waiting on allocated units to be ready for tenanting and less overall units available than originally anticipated.



## Two Week Metric (December 20 - Jan 2)

### Destructuring

21/21

# of priority sites cleared

Dec 20-Jan 2

Total (Since Aug 17)

36

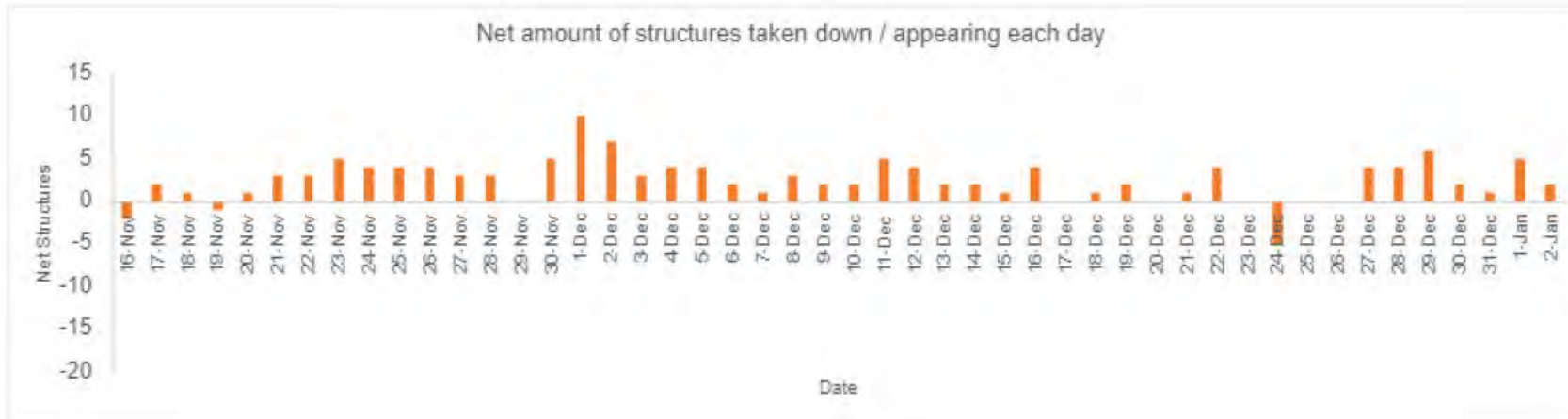
359

# of tents and structures taken down

12

113

# of new tents and structures on Hastings (b/w Abbott & Gore)



### Structures and people in parks

	For Jan 2	
	Structures	People
Andy Livingstone Park	0	1
Crab Park	12	N/A
Oppenheimer Park	0	0
Strathcona Park	0	0
McLean Park	0	0
Pigeon Park	1	0
Other Parks	0	0



# Structures Remaining

Updated Jan 3, 2023

96 Structures Remaining

## Map Legend

- Small Medium Large
- Enclosed Tent
- Canopy / Structure
- Vending Only
- Tarp
- Umbrella
- Fire Department Connection
- Fire Hydrant



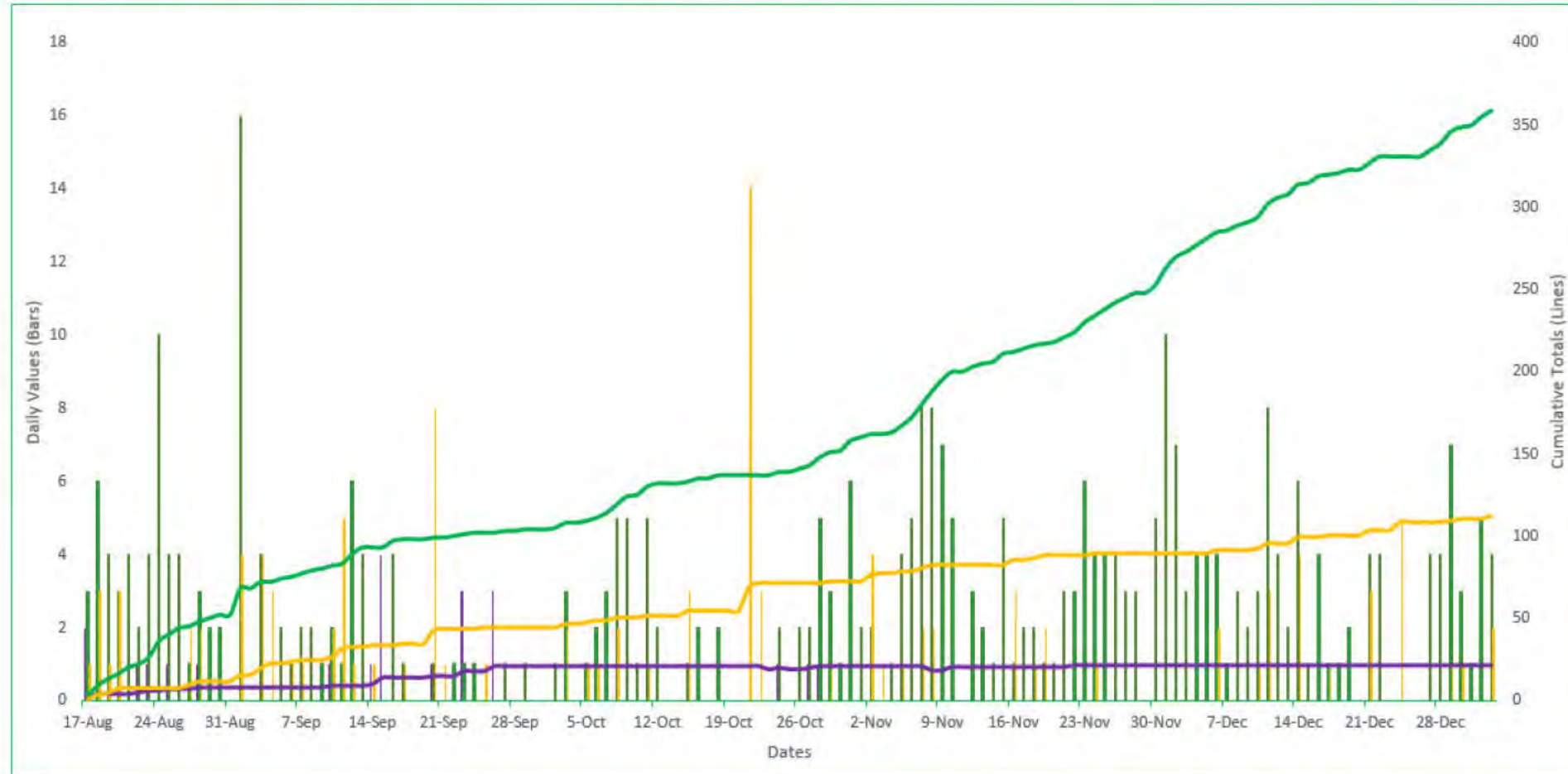
This map shows structures within the operational area as captured by the structures mapping team periodically. The number of structures shown on this map may not match the total of the daily removed/erected structures reported by Engineering crews and shown elsewhere. The periodic snapshot captured by the structures mapping team shown here should be understood as the definitive number of structures remaining.





# Cumulative and Daily Metrics Tracking

Visual representation of deconstructing operations expressed by daily values (left y-axis; bars) and cumulative momentum of progress (right y-axis; trend lines).



*\*Note: The number of priority sites changes frequently as the operation evolves*



## Shelter Beds

Average 15  
Available spaces  
each day

*This data represents the range of shelter spaces available daily. The data will fluctuate as people move in/out of shelters. There are spaces that have been reserved at one shelter for individuals who are currently staying outside on Hastings Street; they are accessed through direct referral from the City's Outreach team. Individuals who are staying in a shelter with reserved beds may stay for a short or long time. Individuals may leave a shelter due to receiving housing, returning to unsheltered homelessness, or many other reasons. There are plans to increase shelter capacity.*

59  
Accepted  
(Aug 17-Dec 20)\*

*This data represents the total number of people who have been connected to a shelter space. Outreach staff contact the shelter, reserve a bed for individuals, and support individuals with intake at the shelter. Individual stays or length of stay are not tracked by City Outreach staff. While a cumulative number is reported, it does not necessarily reflect the number of people currently staying in shelter as people may leave or transition out of shelter.*

Carnegie Outreach	Dec 20	Dec 21	Dec 22	Dec 23	Dec 24	Dec 25	Dec 26
Accepted offers of shelter	TBC	TBC	TBC	TBC	TBC	TBC	TBC
Carnegie Outreach	Dec 27	Dec 28	Dec 29	Dec 30	Dec 31	Jan 1	Jan 2
Accepted offers of shelter	TBC	TBC	TBC	TBC	TBC	TBC	TBC

\*Accepted offers of shelter information will be provided January 10th for December 20th-January 2nd



# Housing Metrics Snapshot – Current State

	Active	Cumulative	Data current to Jan 2	Defintion of Cummulative is data between July 25th and reporting date
Number of people needing housing/shelter	144	342	Active: The number of individuals in needs of housing/shelter on reporting date.	Cumulative: The number of individuals that have at any point been in need of housing/shelter since July 25. If someone cycles in and out of housing/shelter they are only counted one time.
Allocations: Present housing units available for occupancy	18	TBD	Active: The current number of housing rooms/units available for occupancy as of the reporting date.	Cumulative: The number of housing rooms/units that have been brought forward to the allocations table since July 25.
Allocations: Unit has been brought to allocation table as ready but is currently in question due to the service provider not able to tenant the unit for a variety of reasons	8	TBD	Active: Rooms are currently delayed either due to repairs not being completed or other reasons provided by the service provider.	
TOTAL ALLOCATIONS in process. Includes units ready for occupancy and 'units in question'	18	89	Active: The current number of individuals who have been allocated an available room/unit as of reporting date. This number cannot be higher than present rooms/units available as all allocations are tied directly to a unit.	Cumulative: The number of individuals who have been allocated a housing room/unit since the process began July 25th (regardless of outcome).
Allocations waiting for housing provider ROOM READINESS input/interview	14	N/A	Active: Individuals that have been allocated housing room/unit and are waiting to meet the service provider and have a housing interview as of reporting date.	N/A
Allocations waiting for more information on client from Outreach before interview	0	N/A	Active: Individuals that have been allocated a housing room/unit and conducted an interview. Carnegie is providing service provider with more information regarding the client.	N/A
Allocations waiting for client to attend interview	3	N/A	Active: Individuals that have been allocated a room/unit and are currently waiting to have an interview with housing provider	N/A
Interview offers being considered by clients	0	N/A	Active: Individuals that conducted an interview, are considering if they want to move into specific housing room/unit.	N/A
Allocation offers being considered by clients	0	N/A	Active: Individuals who have already had a succesful interview and are currently deciding if they want to move into the specific housing room/unit	N/A
Units offers accepted, waiting for room to be ready	1	N/A	Active: The number of clients that accepted a housing room/unit during reporting period, but have NOT moved in yet.	The number of housing rooms/units where a client has accepted and offer, but HAS NOT moved in yet.
	During Reporting Period	Cumulative (Since July 25)	Data during reporting period	Defintion of Cummulative is data between July 25th and reporting date
Housing rooms/units offers made to clients by housing provider	0	66	Active: The number of people who have received housing offers from service provider as of the reporting period date	The number of housing rooms/units that have been offered to a client by a housing provider
Housing rooms/units offer rejections (client)	0	9	Active: The number of housing rooms/units that were rejected by a client during reporting period	The number of housing rooms/units that a client has rejected after receiving an offer from a housing provider
Housing rooms/units offers accepted, moved in	0	57	Active: The number of clients that accepted a housing room/unit during reporting period, but have moved in yet.	The number of housing rooms/units where a client has accepted and offer, and client HAS moved in.
Housing room/unit offer rejections resulting in clients needing re-allocation (housing provider or BCH)	0	30	Active: The number of clients that did not obtain housing/ unit at some point during the process during reporting period. Their file will be returned to allocations table.	The number of clients that did not obtain housing/ unit at some point during the process during reporting period. Their file will be returned to allocations table.



## Destructuring (Dec 20-26)

De-construction Metrics	Dec 20	Dec 21	Dec 22	Dec 23	Dec 24	Dec 25	Dec 26
# of priority sites cleared	21/21	21/21	21/21	21/21	21/21	N/A	N/A
# of tents and structures taken down	0	4	4	0	0	N/A	N/A
# of new tents and structures on Hastings between Abbott and Gore	1	3	0	0	5	N/A	N/A
Tonnage of material removed (kg)	150	2060	2500	0	2500	N/A	N/A
# propane tanks removed	0	6	12	8	16	N/A	N/A
# of Evelyne Saller meal tickets distributed by ENG teams	4	6	6	10	5	N/A	N/A
# of carts distributed by Sanitation	0	0	0	0	0	N/A	N/A
# of Operations Workers (i.e. ops workers, drivers, etc.) deployed for Urban Issues by ENG (may include areas outside Hastings operational area)	8	7	8	8	11	N/A	N/A
# of Supervisors deployed in-field by ENG (i.e. sub-foreman)	0	1	1	1	2	N/A	N/A
# of Managers deployed in-field by ENG (i.e. exempt)	0	1	1	1	1	N/A	N/A
# of VFRS Inspectors deployed	0	0	0	0	0	N/A	N/A



## Destructuring (Dec 27- January 2)

De-construction Metrics	Dec 27	Dec 28	Dec 29	Dec 30	Dec 31	Jan 1	Jan 2	Total (Since Aug 17)
# of priority sites cleared	21/21	21/21	21/21	21/21	21/21	21/21	21/21	21/21
# of tents and structures taken down	4	4	7	3	1	5	4	359
# of new tents and structures on Hastings between Abbott and Gore	0	0	1	1	0	0	2	113
Tonnage of material removed (kg)	7825	4850	4155	4460	2410	4190	1490	405,975 kg
# propane tanks removed	12	10	30	14	11	17	13	661
# of Evelyne Saller meal tickets distributed by ENG teams	4	6	8	2	5	6	3	741
# of carts distributed by Sanitation	0	0	0	0	0	0	0	305
# of Operations Workers (i.e. ops workers, drivers, etc.) deployed for Urban Issues by ENG (may include areas outside Hastings operational area)	10	10	14	11	9	10	9	N/A
# of Supervisors deployed in-field by ENG (i.e. sub-foreman)	2	2	2	2	2	2	2	N/A
# of Managers deployed in-field by ENG (i.e. exempt)	1	1	1	1	1	1	1	N/A
# of VFRS Inspectors deployed	2	3	0	0	0	0	0	N/A



## Communications

Communications Metrics	Dec 20	Dec 21	Dec 22	Dec 23	Dec 24	Dec 25	Dec 26	Dec 27	Dec 28	Dec 29	Dec 30	Dec 31	Jan 1	Jan 2	Total (Since Aug 17)
# of media requests received and responded to (previous day)	0	0	0	0	0	0	0	0	1	0	0	0	0	0	90

## Monitoring Parks

	New Sheltering In DTES Parks (Weekly)															
	Andy Livingstone Park		Crab Park		Oppenheimer Park		Strathcona Park		McLean Park		Pigeon Park		Other parks		Total	
Date	Structures	People	Structures	People	Structures	People	Structures	People	Structures	People	Structures	People	Structures	People	Structures	People
18-Oct	4	0	18	N/A	1	0	0	0	0	0	1	0	0	0	24	0
25-Oct	1	0	N/A	N/A	1	0	0	0	0	0	1	0	0	0	3	0
Nov 1	0	0	19	N/A	0	0	0	0	0	0	1	N/A	1	N/A	21	0
Nov 8	0	0	19	N/A	0	0	0	0	0	0	2	0	0	0	21	0
Nov 15	0	3	14	N/A	0	0	0	0	0	0	1	0	0	0	16	3
Nov 21	0	0	16	N/A	0	0	1	0	1	0	0	0	0	0	18	0
Nov 28	0	0	15	N/A	0	0	0	0	0	0	0	0	0	0	15	0
Dec 5	0	1	16	N/A	0	0	0	0	0	0	0	1	1	0	17	2
Dec 12	0	1	13	N/A	0	0	0	0	0	0	0	0	0	0	13	1
Dec 19																
Jan 2																



Support type	Location	Status
Outreach operations	N/A	Operational
Storage in partnership with the Aboriginal Front Door Society	390 Main	Operational
Storage in partnership with Atira	101 Cordova	Operational
Short term storage in partnership with PHS	27 W Hastings	Pending
Long term storage (CoV)	987 Cordova	Operational
Drop in space	320 Alexander	Pending
Automated Public Toilet (APT)	Pigeon Park	Operational
Kiosk for APT	Pigeon Park	Operational
Mobile Washroom Trailer	Gore & Hastings	Delayed



End of document



# Situation Report

<b>Event Name</b>	<b>Hastings De-Structuring</b>
<b>Date</b>	January 10, 2023 (Week 14)
<b>Time</b>	23:00
<b>Reporting Period</b>	January 3 – January 9
<b>EOC Activation Level</b>	N/A
<b>EMBC Task #</b>	N/A
<b>Reviewed By</b>	Dustin Lupick, Social Planner
<b>Authorized by</b>	Bruk Melles, Director, Homelessness Services

***This document may be distributed within your municipality or agency***

*This document may not be distributed outside of your agency.*

<b>ACCS CONTACT INFO</b>	<b>Email: <a href="mailto:bruk.melles@vancouver.ca">bruk.melles@vancouver.ca</a></b>
--------------------------	--



- **Parks:**

- Crab Park: There was a change in leadership at the Park in December 2022. The new leadership are living in the Park and embedded in the day to day activity. It is unclear whether they were involved in previous encampments. The new camp leadership are working with Rangers and City staff to ensure that there is communication between the encampment and the City. There is still an advocate presence at the Park, which is separate from the formal leadership.
- As of January 10th, there is no one sheltering in the DTES parks except at Crab Park.

- **Sanitation:**

- Doorway currently blocked at 23 East Hastings (priority site). Currently working to clear.
- Updating structure removal plan, impounds to occur in coming weeks
- ACCS and sanitation have set up a weekly meetings to ensure continued collaboration and outline next steps regarding priority sites



- VFRS: 10 Outdoor fires along and around Hastings Street encampment responded to by Strathcona and DTES Fire Halls between January 3rd – January 9th

VFRS Metrics	Jan 3	Jan 4	Jan 5	Jan 6	Jan 7	Jan 8	Jan 9
# of outdoor fires responded to by Fire Halls 1: Strathcona, and #2: DTES	3	3	0	2	0	1	1

Note: There were 6 additional fires responded to by FH 8: Yaletown in and around the downtown south area

- Sanitation:**
  - As of January 10th, there are **90** structures remaining along Hastings St. This is the lowest amount since reporting began.
  - Average **3,605 kg** material removed per day
- ACCS:**
  - One individuals housed during reporting period.
  - Initially anticipated that there would be 50 units available through allocation process in December 2022, which was updated to 30 on Dec 13/22. Actual number of individuals that moved into housing through allocation process was five.



- Specific shelters are holding beds for individuals from Hastings and Crab Park through a direct referral process.
- Process: BC Housing connects with shelter providers daily and informs the City Outreach Team where there are bed vacancies. If outreach identifies individuals for vacant beds, they will notify BC Housing and contact shelter provider to access the bed.
- In addition to the 30 beds at 875 Terminal, there are five additional sites that are holding beds specifically for Hastings and Crab Park, as outlined below:

Provider	Shelter	Beds Available	Beds held until
<b>CBG (New)</b>	1 <sup>st</sup> Ave	As available	3 PM
<b>CBG (New)</b>	Metson	As available	3 PM
<b>CBG (New)</b>	Hornby	As available	3 PM
<b>First United (New)</b>	First United (Women's side)	As available	3PM
<b>VAFCS (New)</b>	1660 E. Hastings	30 beds	2 PM
<b>Lu'ma Native Housing Society</b>	Klahowya Tillicum Lalum	20 beds	n/a



## Weekly Metric (January 3- January 9)

### Destructuring

20/22

# of priority sites cleared

Jan 3- Jan 9

Total (Since Aug 17)

17

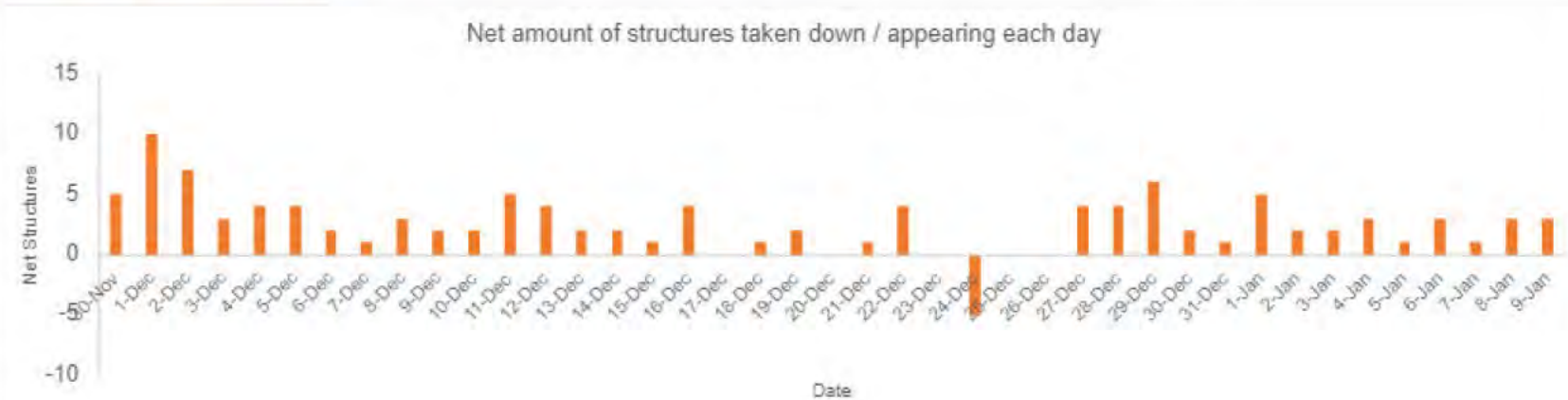
376

# of tents and structures taken down

1

114

# of new tents and structures on Hastings (b/w Abbott & Gore)



### Structures and people in parks

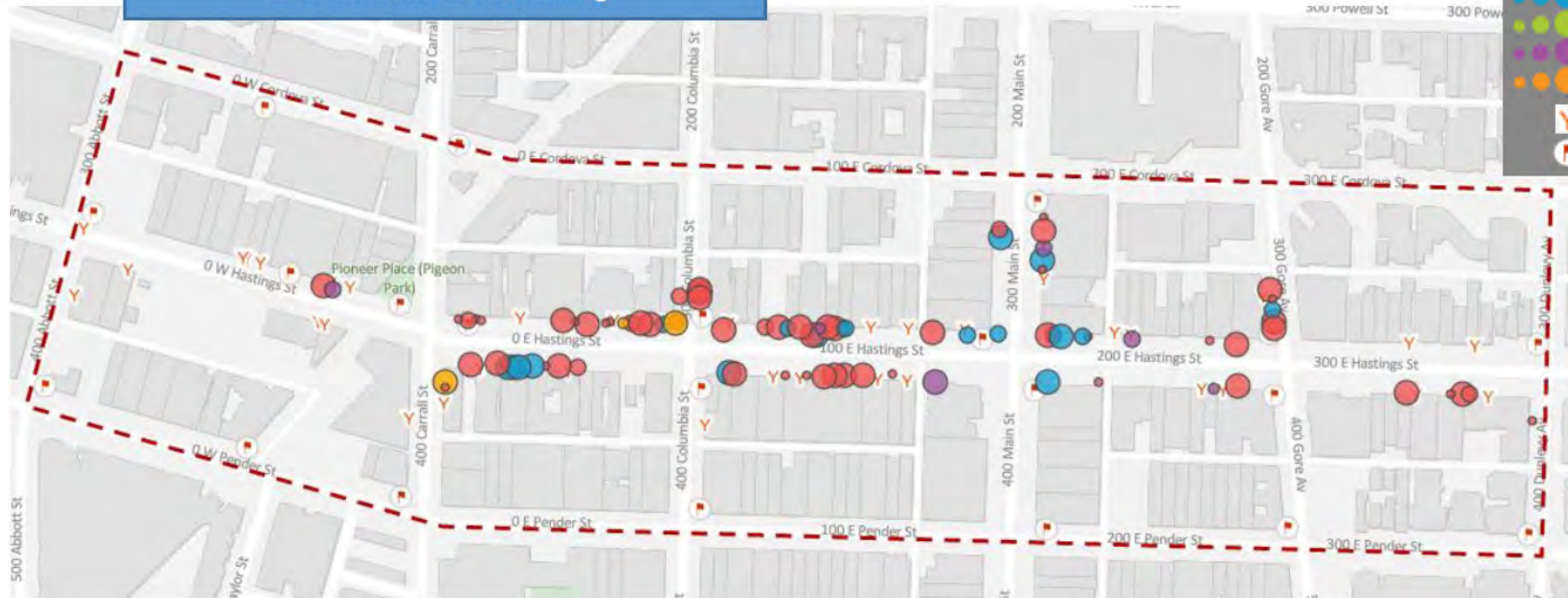
	For Jan 9	
	Structures	People
Andy Livingstone Park	0	0
Crab Park	10	N/A
Oppenheimer Park	0	0
Strathcona Park	0	0
McLean Park	0	0
Pigeon Park	0	0
Other Parks	0	0



# Structures Remaining

Updated Jan 10, 2022

90 Structures Remaining



## Map Legend

- Small Medium Large
- Enclosed Tent
- Canopy / Structure
- Vending Only
- Tarp
- Umbrella
- Fire Department Connection
- Fire Hydrant

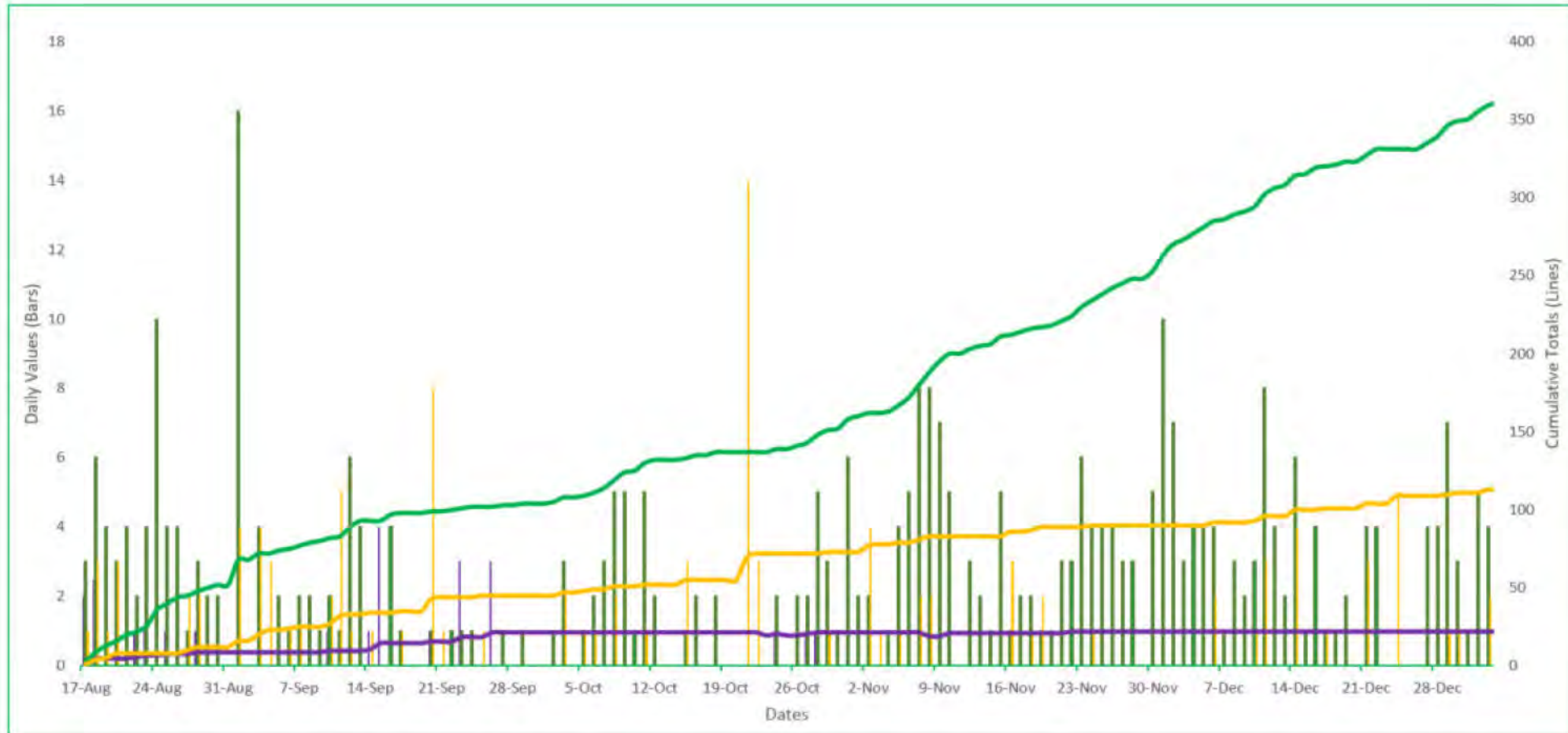
This map shows structures within the operational area as captured by the structures mapping team periodically. The number of structures shown on this map may not match the total of the daily removed/erected structures reported by Engineering crews and shown elsewhere. The periodic snapshot captured by the structures mapping team shown here should be understood as the definitive number of structures remaining.





# Cumulative and Daily Metrics Tracking

Visual representation of deconstructing operations expressed by daily values (left y-axis; bars) and cumulative momentum of progress (right y-axis; trend lines).



*\*Note: The number of priority sites changes frequently as the operation evolves*



## Shelter Beds

Average 13  
Available spaces  
each day

*This data represents the range of shelter spaces available daily. The data will fluctuate as people move in/out of shelters. There are spaces that have been reserved at one shelter for individuals who are currently staying outside on Hastings Street; they are accessed through direct referral from the City's Outreach team. Individuals who are staying in a shelter with reserved beds may stay for a short or long time. Individuals may leave a shelter due to receiving housing, returning to unsheltered homelessness, or many other reasons. There are plans to increase shelter capacity.*

74  
Accepted  
(Aug 17-Jan 9)

*This data represents the total number of people who have been connected to a shelter space. Outreach staff contact the shelter, reserve a bed for individuals, and support individuals with intake at the shelter. Individual stays or length of stay are not tracked by City Outreach staff. While a cumulative number is reported, it does not necessarily reflect the number of people currently staying in shelter as people may leave or transition out of shelter.*

Carnegie Outreach	Jan 3	Jan 4	Jan 5	Jan 6	Jan 7	Jan 8	Jan 9
Accepted offers of shelter	0	1	4	2	N/A	N/A	2



# Housing Metrics Snapshot – Current State

	Active	Cumulative	Data current to January 10	Definition of Cumulative is data between July 25th and reporting date
Number of people needing housing/shelter	129	342	Active: The number of individuals in needs of housing/shelter on reporting date.	Cumulative: The number of individuals that have at any point been in need of housing/shelter since July 25. If someone cycles in and out of housing/shelter they are only counted one time.
<b>Allocations:</b> Present housing units available for occupancy	11	Unclear	Active: The current number of housing rooms/units available for occupancy as of the reporting date.	Cumulative: The number of housing rooms/units that have been brought forward to the allocations table since July 25.
<b>Allocations:</b> Unit has been brought to allocation table as ready but is currently in question due to the service provider not able to tenant the unit for a variety of reasons	7	Unclear	Active: Rooms are currently delayed either due to repairs not being completed or other reasons provided by the service provider.	
<b>TOTAL ALLOCATIONS in process. Includes units ready for occupancy and 'units in question'</b>	18	89	Active: The current number of individuals who have been allocated an available room/unit as of reporting date. This number cannot be higher than present rooms/units available as all allocations are tied directly to a unit.	Cumulative: The number of individuals who have been allocated a housing room/unit since the process began July 25th (regardless of outcome).
<i>Allocations waiting for housing provider ROOM READINESS input/interview</i>	9	N/A	Active: Individuals that have been allocated housing room/unit and are waiting to meet the service provider and have a housing interview as of reporting date.	N/A
<i>Allocations waiting for more information on client from Outreach before interview</i>	0	N/A	Active: Individuals that have been allocated a housing room/unit and conducted an interview. Carnegie is providing service provider with more information regarding the client.	N/A
<i>Allocations waiting for client to attend interview</i>	8	N/A	Active: Individuals that have been allocated a room/unit and are currently waiting to have an interview with housing provider	N/A
<i>Interview offers being considered by clients</i>	0	N/A	Active: Individuals that conducted an interview, are considering if they want to move into specific housing room/unit.	N/A
<i>Allocation offers being considered by clients</i>	0	N/A	Active: Individuals who have already had a successful interview and are currently deciding if they want to move into the specific housing room/unit.	N/A
<i>Units offers accepted, waiting for room to be ready</i>	1	N/A	Active: The number of clients that accepted a housing room/unit during reporting period, but have NOT moved in yet.	The number of housing rooms/units where a client has accepted and offer, but HAS NOT moved in yet.
	During Reporting Period	Cumulative (Since July 25)	Data during reporting period	Definition of Cumulative is data between July 25th and reporting date
Housing rooms/units offers made to clients by housing provider	1	67	Active: The number of people who have received housing offers from service provider as of the reporting period date	The number of housing rooms/units that have been offered to a client by a housing provider
Housing rooms/units offer rejections (client)	0	9	Active: The number of housing rooms/units that were rejected by a client during reporting period	The number of housing rooms/units that a client has rejected after receiving an offer from a housing provider
Housing rooms/units offers accepted, moved in	1	58	Active: The number of clients that accepted a housing room/unit during reporting period, but have moved in yet.	The number of housing rooms/units where a client has accepted and offer, and client HAS moved in.
Housing room/unit offer rejections resulting in clients needing re-allocation (housing provider or BCH)	0	30	Active: The number of clients that did not obtain housing/ unit at some point during the process during reporting period. Their file will be returned to allocations table.	The number of clients that did not obtain housing/ unit at some point during the process during reporting period. Their file will be returned to allocations table.



## Destructuring

De-construction Metrics	Jan 3	Jan 4	Jan 5	Jan 6	Jan 7	Jan 8	Jan 9	Total (Since Aug 17)
# of priority sites cleared	21/21	21/21	21/21	20/21	20/21	20/21	20/22	20/22
# of tents and structures taken down	2	3	1	3	1	4	3	376
# of new tents and structures on Hastings between Abbott and Gore	0	0	0	0	0	1	0	114
Tonnage of material removed (kg)	3045	2150	4705	3000	4585	3730	4015	431,205 kg
# propane tanks removed	11	12	22	15	8	17	20	766
# of Evelyne Saller meal tickets distributed by ENG teams	7	4	12	4	4	5	2	779
# of carts distributed by Sanitation	0	0	0	0	0	0	0	305
# of Operations Workers (i.e. ops workers, drivers, etc.) deployed for Urban Issues by ENG (may include areas outside Hastings operational area)	12	10	12	12	11	11	12	N/A
# of Supervisors deployed in-field by ENG (i.e. sub-foreman)	2	2	2	2	2	2	2	N/A
# of Managers deployed in-field by ENG (i.e. exempt)	1	1	1	1	1	1	1	N/A
# of VFRS Inspectors deployed	2	0	2	2	2	0	2	N/A



## Communications

Communications Metrics	Jan 3	Jan 4	Jan 5	Jan 6	Jan 7	Jan 8	Jan 9	Total (Since Aug 17)
# of media requests received and responded to (previous day)	2	1	3	2	0	0	1	99

## Monitoring Parks

	New Sheltering In DTES Parks (Weekly)															
	Andy Livingstone Park		Crab Park		Oppenheimer Park		Strathcona Park		McLean Park		Pigeon Park		Other parks		Total	
Date	Structures	People	Structures	People	Structures	People	Structures	People	Structures	People	Structures	People	Structures	People	Structures	People
Nov 1	0	0	19	N/A	0	0	0	0	0	0	1	N/A	1	N/A	21	0
Nov 8	0	0	19	N/A	0	0	0	0	0	0	2	0	0	0	21	0
Nov 15	0	3	14	N/A	0	0	0	0	0	0	1	0	0	0	16	3
Nov 21	0	0	16	N/A	0	0	1	0	1	0	0	0	0	0	18	0
Nov 28	0	0	15	N/A	0	0	0	0	0	0	0	0	0	0	15	0
Dec 5	0	1	16	N/A	0	0	0	0	0	0	0	1	1	0	17	2
Dec 12	0	1	13	N/A	0	0	0	0	0	0	0	0	0	0	13	1
Dec 19	0	1	15	N/A	0	0	0	0	0	0	0	0	1	0	16	0
Dec 26	0	1	7	N/A	1	0	0	0	0	0	0	1	0	0	8	2
Jan 2	0	1	12	N/A	0	0	0	0	0	0	1	0	0	0	13	1
Jan 9	0	0	10	N/A	0	0	0	0	0	0	0	0	0	0	10	0



Support type	Location	Status
Outreach operations	N/A	Operational
Storage in partnership with the Aboriginal Front Door Society	390 Main	Operational
Storage in partnership with Atira	101 Cordova	Operational
Short term storage in partnership with PHS	27 W Hastings	Pending
Long term storage (CoV)	987 Cordova	Operational
Drop in space	320 Alexander	Pending
Automated Public Toilet (APT)	Pigeon Park	Operational
Kiosk for APT	Pigeon Park	Operational
Mobile Washroom Trailer	Gore & Hastings	Delayed



End of document



# Situation Report

<b>Event Name</b>	<b>Hastings De-Structuring</b>
<b>Date</b>	January 17, 2023 (Week 15)
<b>Time</b>	23:00
<b>Reporting Period</b>	January 10 – January 16
<b>EOC Activation Level</b>	N/A
<b>EMBC Task #</b>	N/A
<b>Reviewed By</b>	Dustin Lupick, Social Planner
<b>Authorized by</b>	Bruc Melles, Director, Homelessness Services

***This document may be distributed within your municipality or agency***

This document may not be distributed outside of your agency.

<b>ACCS CONTACT INFO</b>	<b>Email: <a href="mailto:bruk.melles@vancouver.ca">bruk.melles@vancouver.ca</a></b>
--------------------------	--



- **Parks:**

- Crab Park:
  - Coordinated clean up between Parks and Engineering on Jan. 17th. *Update pending.*
  - Two days last week with no reports of tents or sleepers in any of the DTES parks outside of Crab Park

- **Sanitation:**

- Removal planning underway, impounds to occur in coming weeks
- ACCS and Sanitation have set up a weekly meetings to ensure continued collaboration and outline next steps regarding priority sites
- Notice of Contravention provided to individuals at several locations

- **Parking:**

- Enforcement resumed Monday during rush hours along Hastings Street between Abbott and Gore; Eastbound in A.M and Westbound in afternoons.



- VFRS: **15** Outdoor fires along and around Hastings Street encampment responded to by Strathcona and DTES Fire Halls between January 10th – 16th

VFRS Metrics	Jan 10	Jan 11	Jan 12	Jan 13	Jan 14	Jan 15	Jan 16
# of outdoor fires responded to by Fire Halls 1: Strathcona, and #2: DTES	2	3	0	2	5	1	2

Note: There were 6 additional fires responded to by FH 8: Yaletown in and around the downtown south area

- Sanitation:**
  - As of January 17th, there are **83** structures remaining along Hastings St. This is the lowest amount since reporting began and there has been a steady decrease over the last few weeks.
  - Average **3,850 kg** material removed per day
- ACCS:**
  - One individuals housed during reporting period.
  - Twelve additional individuals accepted offers of shelter during reporting period.



- Specific shelters are holding beds for individuals from Hastings and Crab Park through a direct referral process.
- Process: BC Housing connects with shelter providers daily and informs the City Outreach Team where there are bed vacancies. If outreach identifies individuals for vacant beds, they will notify BC Housing and contact shelter provider to access the bed.
- In addition to the 30 beds at 875 Terminal, there are six additional sites that are holding beds specifically for Hastings and Crab Park, as outlined below:

Provider	Shelter	Beds Available	Beds held until
<b>PHS (NEW)</b>	New Fountain Shelter	As available	10 PM
<b>CBG</b>	1 <sup>st</sup> Ave	As available	3 PM
<b>CBG</b>	Metson	As available	3 PM
<b>CBG</b>	Hornby	As available	3 PM
<b>First United</b>	First United (Women's side)	As available	3PM
<b>VAFCS</b>	1660 E. Hastings	30 beds	2 PM
<b>Lu'ma Native Housing Society</b>	Klahowya Tillicum Lalum	20 beds	n/a



## Weekly Metric (January 10- January 16)

### Destructuring

21/21

# of priority sites cleared

Jan 10-16

Total (Since Aug 17)

21

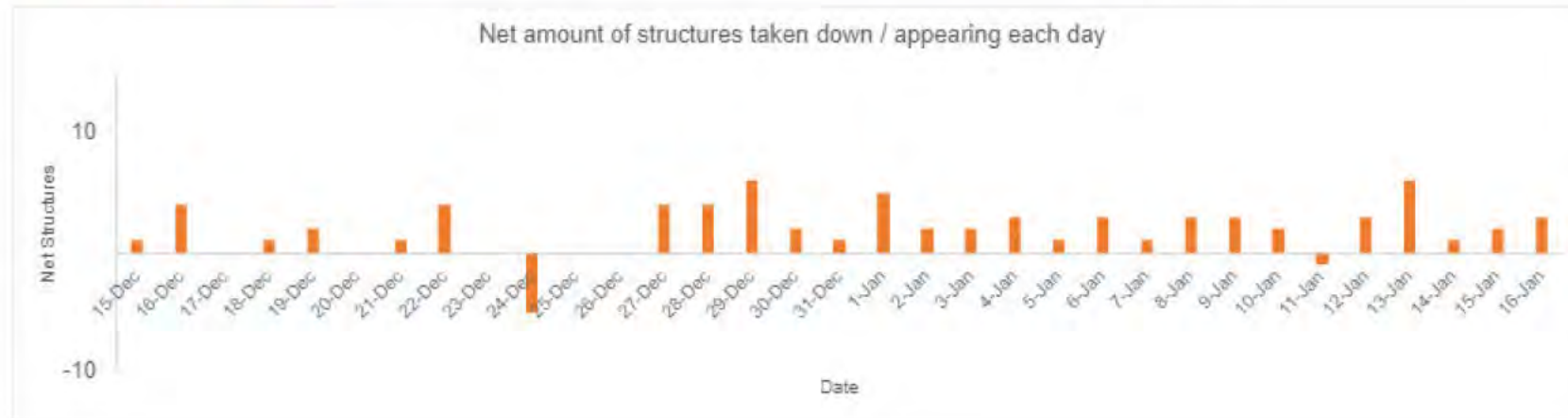
397

# of tents and structures taken down

5

119

# of new tents and structures on Hastings (b/w Abbott & Gore)



### Structures and people in parks

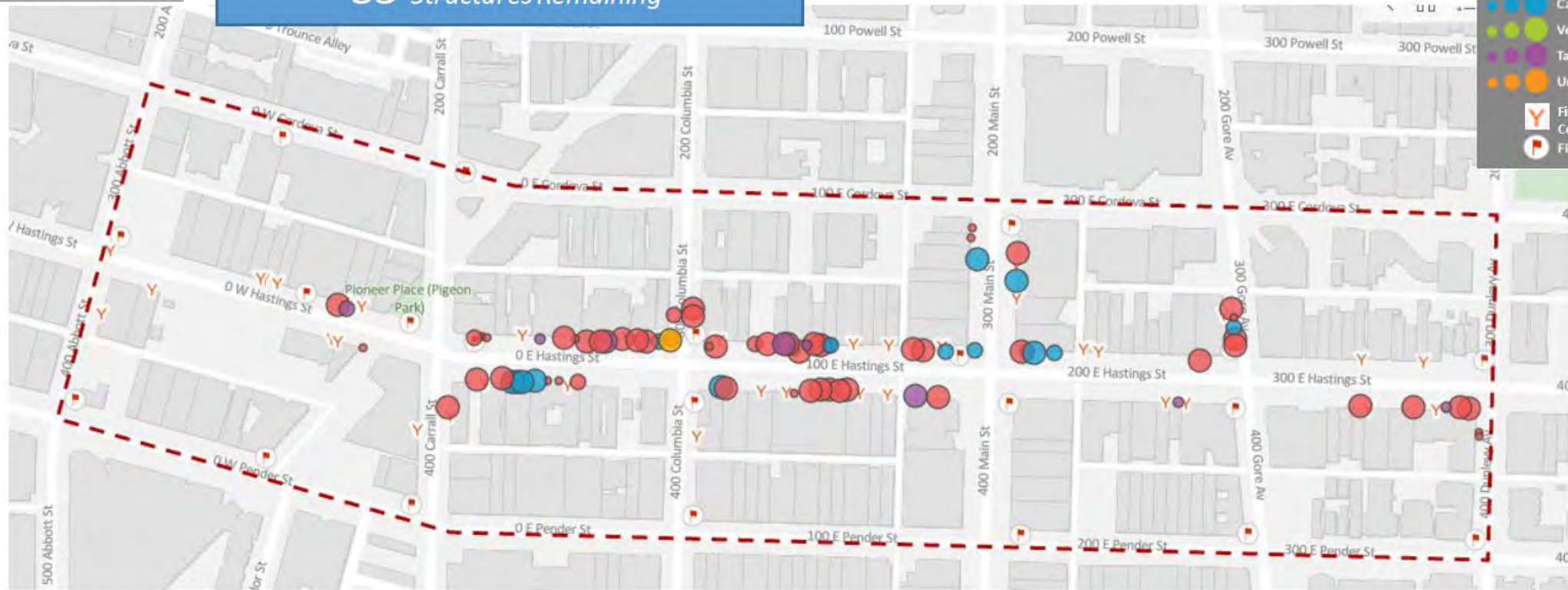
	For Jan 16	
	Structures	People
Andy Livingstone Park	0	0
Crab Park	7	N/A
Oppenheimer Park	0	0
Strathcona Park	0	0
McLean Park	0	0
Pigeon Park	0	0
Other Parks	1	0



# Structures Remaining

Updated Jan 17, 2023

83 Structures Remaining



## Map Legend

- Small Medium Large
- Enclosed Tent
- Canopy / Structure
- Vending Only
- Tarp
- Umbrella
- Fire Department Connection
- Fire Hydrant

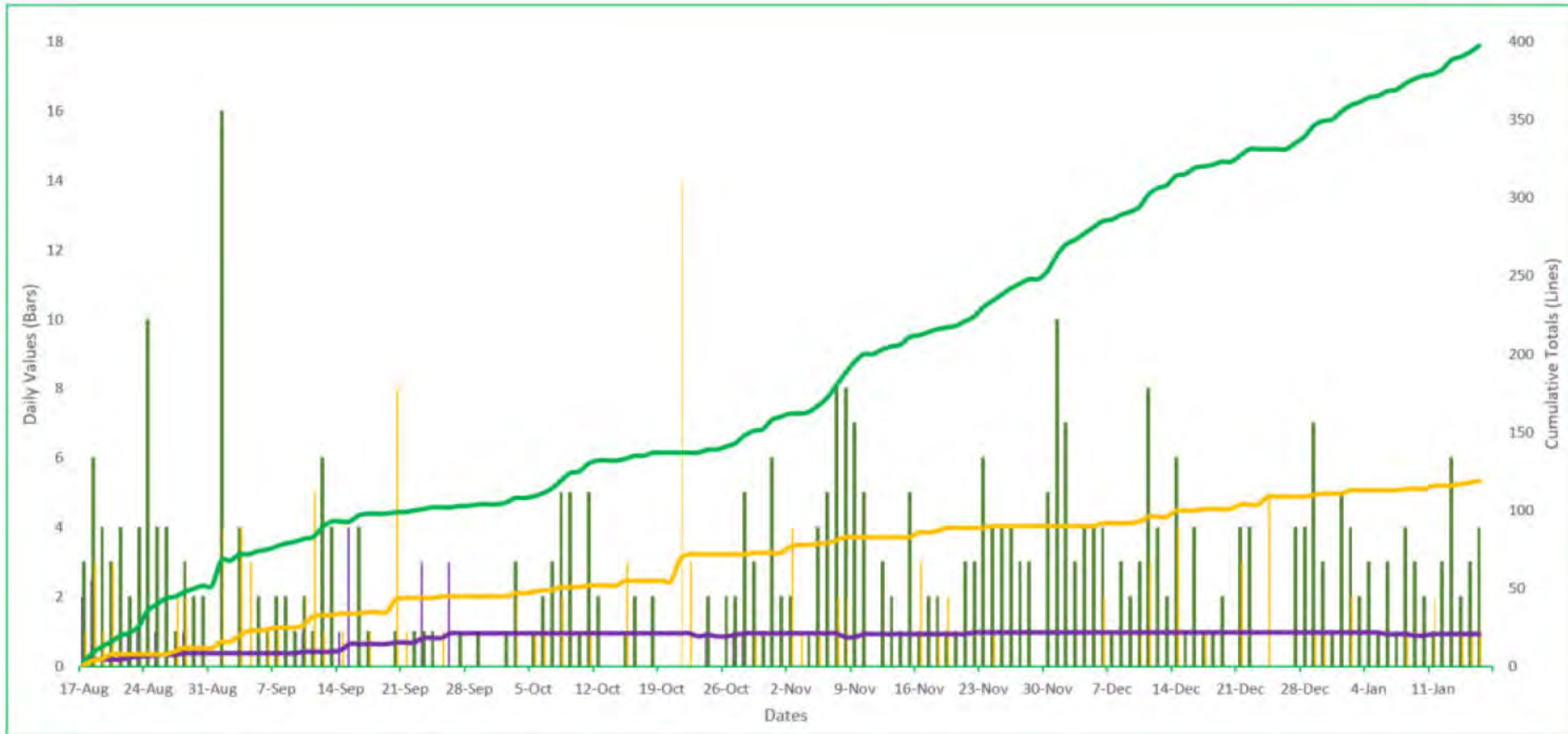
This map shows structures within the operational area as captured by the structures mapping team periodically. The number of structures shown on this map may not match the total of the daily removed/erected structures reported by Engineering crews and shown elsewhere. The periodic snapshot captured by the structures mapping team shown here should be understood as the definitive number of structures remaining.





# Cumulative and Daily Metrics Tracking

Visual representation of deconstructing operations expressed by daily values (left y-axis; bars) and cumulative momentum of progress (right y-axis; trend lines).



*\*Note: The number of priority sites changes frequently as the operation evolves*



## Shelter Beds

Average 16  
Available spaces  
each day

*This data represents the range of shelter spaces available daily. The data will fluctuate as people move in/out of shelters. There are spaces that have been reserved at one shelter for individuals who are currently staying outside on Hastings Street; they are accessed through direct referral from the City's Outreach team. Individuals who are staying in a shelter with reserved beds may stay for a short or long time. Individuals may leave a shelter due to receiving housing, returning to unsheltered homelessness, or many other reasons. There are plans to increase shelter capacity.*

86  
Accepted  
(Aug 17-Jan 9)

*This data represents the total number of people who have been connected to a shelter space. Outreach staff contact the shelter, reserve a bed for individuals, and support individuals with intake at the shelter. Individual stays or length of stay are not tracked by City Outreach staff. While a cumulative number is reported, it does not necessarily reflect the number of people currently staying in shelter as people may leave or transition out of shelter.*

Carnegie Outreach	Jan 10	Jan 11	Jan 12	Jan 13	Jan 14	Jan 15	Jan 16
Accepted offers of shelter	4	2	5	1	N/A	N/A	0



# Housing Metrics Snapshot – Current State

	Active	Cumulative	Data current to January 17	Definition of Cumulative is data between July 25th and reporting date
Number of people needing housing/shelter	129	342	Active: The number of individuals in needs of housing/shelter on reporting date.	Cumulative: The number of individuals that have at any point been in need of housing/shelter since July 25. If someone cycles in and out of housing/shelter they are only counted one time.
<b>Allocations:</b> Present housing units available for occupancy	16	Unclear	Active: The current number of housing rooms/units available for occupancy as of the reporting date.	Cumulative: The number of housing rooms/units that have been brought forward to the allocations table since July 25.
<b>Allocations:</b> Unit has been brought to allocation table as ready but is currently in question due to the service provider not able to tenant the unit for a variety of reasons	5	Unclear	Active: Rooms are currently delayed either due to repairs not being completed or other reasons provided by the service provider.	
<b>TOTAL ALLOCATIONS in process. Includes units ready for occupancy and 'units in question'</b>	<b>21</b>	<b>93</b>	Active: The current number of individuals who have been allocated an available room/unit as of reporting date. This number cannot be higher than present rooms/units available as all allocations are tied directly to a unit.	Cumulative: The number of individuals who have been allocated a housing room/unit since the process began July 25th (regardless of outcome).
<i>Allocations waiting for housing provider <b>ROOM READINESS</b> input/interview</i>	12	N/A	Active: Individuals that have been allocated housing room/unit and are waiting to meet the service provider and have a housing interview as of reporting date.	N/A
<i>Allocations waiting for more information on client from Outreach before interview</i>	0	N/A	Active: Individuals that have been allocated a housing room/unit and conducted an interview. Carnegie is providing service provider with more information regarding the client.	N/A
<i>Allocations waiting for client to attend interview</i>	6	N/A	Active: Individuals that have been allocated a room/unit and are currently waiting to have an interview with housing provider	N/A
<i>Interview offers being considered by clients</i>	1	N/A	Active: Individuals that conducted an interview, are considering if they want to move into specific housing room/unit.	N/A
<i>Allocation offers being considered by clients</i>	0	N/A	Active: Individuals who have already had a successful interview and are currently deciding if they want to move into the specific housing room/unit	N/A
<i>Units offers accepted, waiting for room to be ready</i>	2	N/A	Active: The number of clients that accepted a housing room/unit during reporting period, but have NOT moved in yet.	The number of housing rooms/units where a client has accepted and offer, but HAS NOT moved in yet.
	During Reporting Period	Cumulative (Since July 25)	Data during reporting period	Definition of Cumulative is data between July 25th and reporting date
Housing rooms/units offers made to clients by housing provider	2	69	Active: The number of people who have received housing offers from service provider as of the reporting period date	The number of housing rooms/units that have been offered to a client by a housing provider
Housing rooms/units offer rejections (client)	1	10	Active: The number of housing rooms/units that were rejected by a client during reporting period	The number of housing rooms/units that a client has rejected after receiving an offer from a housing provider
Housing rooms/units offers accepted, moved in	1	59	Active: The number of clients that accepted a housing room/unit during reporting period, but have moved in yet.	The number of housing rooms/units where a client has accepted and offer, and client HAS moved in.
Housing room/unit offer rejections resulting in clients needing re-allocation (housing provider or BCH)	3	33	Active: The number of clients that did not obtain housing/ unit at some point during the process during reporting period. Their file will be returned to allocations table.	The number of clients that did not obtain housing/ unit at some point during the process during reporting period. Their file will be returned to allocations table.



## Destructuring

De-construction Metrics	Jan 10	Jan 11	Jan 12	Jan 13	Jan 14	Jan 15	Jan 16	Total (Since Aug 17)
# of priority sites cleared	20/21	21/21	21/21	21/21	21/21	21/21	21/21	21/21
# of tents and structures taken down	2	1	3	6	2	3	4	397
# of new tents and structures on Hastings between Abbott and Gore	0	2	0	0	1	1	1	119
Tonnage of material removed (kg)	5670	1250	4450	5970	3340	2080	4230	458,195 kg
# propane tanks removed	13	8	17	32	14	22	13	884
# of Evelyne Saller meal tickets distributed by ENG teams	4	8	0	0	0	0	7	798
# of carts distributed by Sanitation	0	0	0	0	0	0	0	305
# of Operations Workers (i.e. ops workers, drivers, etc.) deployed for Urban Issues by ENG (may include areas outside Hastings operational area)	11	11	11	12	10	10	13	N/A
# of Supervisors deployed in-field by ENG (i.e. sub-foreman)	2	2	2	2	2	2	3	N/A
# of Managers deployed in-field by ENG (i.e. exempt)	1	1	1	1	1	1	1	N/A
# of VFRS Inspectors deployed	4	4	2	2	0	0	2	N/A



## Communications

Communications Metrics	Jan 10	Jan 11	Jan 12	Jan 13	Jan 14	Jan 15	Jan 16	Total (Since Aug 17)
# of media requests received and responded to (previous day)	3	1	0	1	0	0	1	105

## Monitoring Parks

	New Sheltering In DTES Parks (Weekly)															
	Andy Livingstone Park		Crab Park		Oppenheimer Park		Strathcona Park		McLean Park		Pigeon Park		Other parks		Total	
Date	Structures	People	Structures	People	Structures	People	Structures	People	Structures	People	Structures	People	Structures	People	Structures	People
Nov 8	0	0	19	N/A	0	0	0	0	0	0	2	0	0	0	21	0
Nov 15	0	3	14	N/A	0	0	0	0	0	0	1	0	0	0	16	3
Nov 21	0	0	16	N/A	0	0	1	0	1	0	0	0	0	0	18	0
Nov 28	0	0	15	N/A	0	0	0	0	0	0	0	0	0	0	15	0
Dec 5	0	1	16	N/A	0	0	0	0	0	0	0	1	1	0	17	2
Dec 12	0	1	13	N/A	0	0	0	0	0	0	0	0	0	0	13	1
Dec 19	0	1	15	N/A	0	0	0	0	0	0	0	0	1	0	16	0
Dec 26	0	1	7	N/A	1	0	0	0	0	0	0	1	0	0	8	2
Jan 2	0	1	12	N/A	0	0	0	0	0	0	1	0	0	0	13	1
Jan 9	0	0	10	N/A	0	0	0	0	0	0	0	0	0	0	10	0
Jan 16	0	0	7	N/A	0	0	0	0	0	0	0	0	1	0	8	0



Support type	Location	Status
Outreach operations	N/A	Operational
Storage in partnership with the Aboriginal Front Door Society	390 Main	Operational
Storage in partnership with Atira	101 Cordova	Operational
Short term storage in partnership with PHS	27 W Hastings	Pending
Long term storage (CoV)	987 Cordova	Operational
Drop in space	320 Alexander	Pending
Automated Public Toilet (APT)	Pigeon Park	Operational
Kiosk for APT	Pigeon Park	Operational
Mobile Washroom Trailer	Gore & Hastings	Delayed



End of document



# Situation Report

<b>Event Name</b>	<b>Hastings De-Structuring</b>
<b>Date</b>	January 24, 2023 (Week 16)
<b>Time</b>	23:00
<b>Reporting Period</b>	January 17 – January 23
<b>EOC Activation Level</b>	N/A
<b>EMBC Task #</b>	N/A
<b>Reviewed By</b>	Dustin Lupick, Social Planner
<b>Authorized by</b>	Bruk Melles, Director, Homelessness Services

***This document may be distributed within your municipality or agency***

*This document may not be distributed outside of your agency.*

<b>ACCS CONTACT INFO</b>	<b>Email: <a href="mailto:bruk.melles@vancouver.ca">bruk.melles@vancouver.ca</a></b>
--------------------------	--



- Parks:**

- Coordinated clean up at Crab Park between Parks and Engineering on Jan. 17th went very smoothly; those sheltering in the Park (15-20 individuals) all pitched in

- Sanitation:**

- Impoundment: Sanitation cleared priority sites on the south side of Hastings between Columbia and Carrol; some belongings remain, and the team continue to work with individuals. No people at these sites identified as in need of housing.
- Private lot at 438 East Hastings had 8-10 tents; §.22(1) coordinated with VPD to clear out the lot; boarded up and no access
- As of January 24th; **77** structures remaining along Hastings St. This is the lowest amount since reporting began; continuing steady decrease.
- Average **3,210** kg material removed per day

- Parking:**

- Sidewalk closures outside of the Balmoral going until approximately February 15th. Traffic management plan has been doubled and traffic will be halted intermittently for 15 minutes during closures

- VFRS:**

- 22 Outdoor fires along and around Hastings Street encampment responded to by Strathcona and DTES Fire Halls between January 17th – 23rd

VFRS Metrics	Jan 17	Jan 18	Jan 19	Jan 20	Jan 21	Jan 22	Jan 23
# of outdoor fires responded to by Fire Halls 1: Strathcona, and #2: DTES	2	5	1	2	3	6	3

Note: There were 4 additional fires responded to by FH 8: Yaletown in and around the downtown south area



- Specific shelters are holding beds for individuals from Hastings and Crab Park through a direct referral process.
- Process: BC Housing connects with shelter providers daily and informs the City Outreach Team where there are bed vacancies. If outreach identifies individuals for vacant beds, they will notify BC Housing and contact shelter provider to access the bed.
- In addition to the 30 beds at 875 Terminal, there are six additional sites that are holding beds specifically for Hastings and Crab Park, as outlined below:

Provider	Shelter	Beds Available	Beds held until
<b>PHS</b>	New Fountain Shelter	As available	10 PM
<b>CBG</b>	1 <sup>st</sup> Ave	As available	3 PM
<b>CBG</b>	Metson	As available	3 PM
<b>CBG</b>	Hornby	As available	3 PM
<b>First United</b>	First United (Women's side)	As available	3PM
<b>VAFCS</b>	1660 E. Hastings	30 beds	2 PM
<b>Lu'ma Native Housing Society</b>	Klahowya Tillicum Lalum	20 beds	n/a



## Weekly Metric (January 17- January 23)

### Destructuring

21/21		# of priority sites cleared
Jan 10-16	Total (Since Aug 17)	
27	424	# of tents and structures taken down
5	124	# of new tents and structures on Hastings (b/w Abbott & Gore)



### Structures and people in parks

	For Jan 23	
	Structures	People
Andy Livingstone Park	1	1
Crab Park	0	N/A
Oppenheimer Park	1	0
Strathcona Park	1	0
McLean Park	0	0
Pigeon Park	1	0
Other Parks	1	0



# Structures Remaining

Updated Jan 24, 2023

77 Structures Remaining



## Map Legend

- Small Medium Large
- Enclosed Tent
- Canopy / Structure
- Vending Only
- Tarp
- Umbrella
- Fire Department Connection
- Fire Hydrant

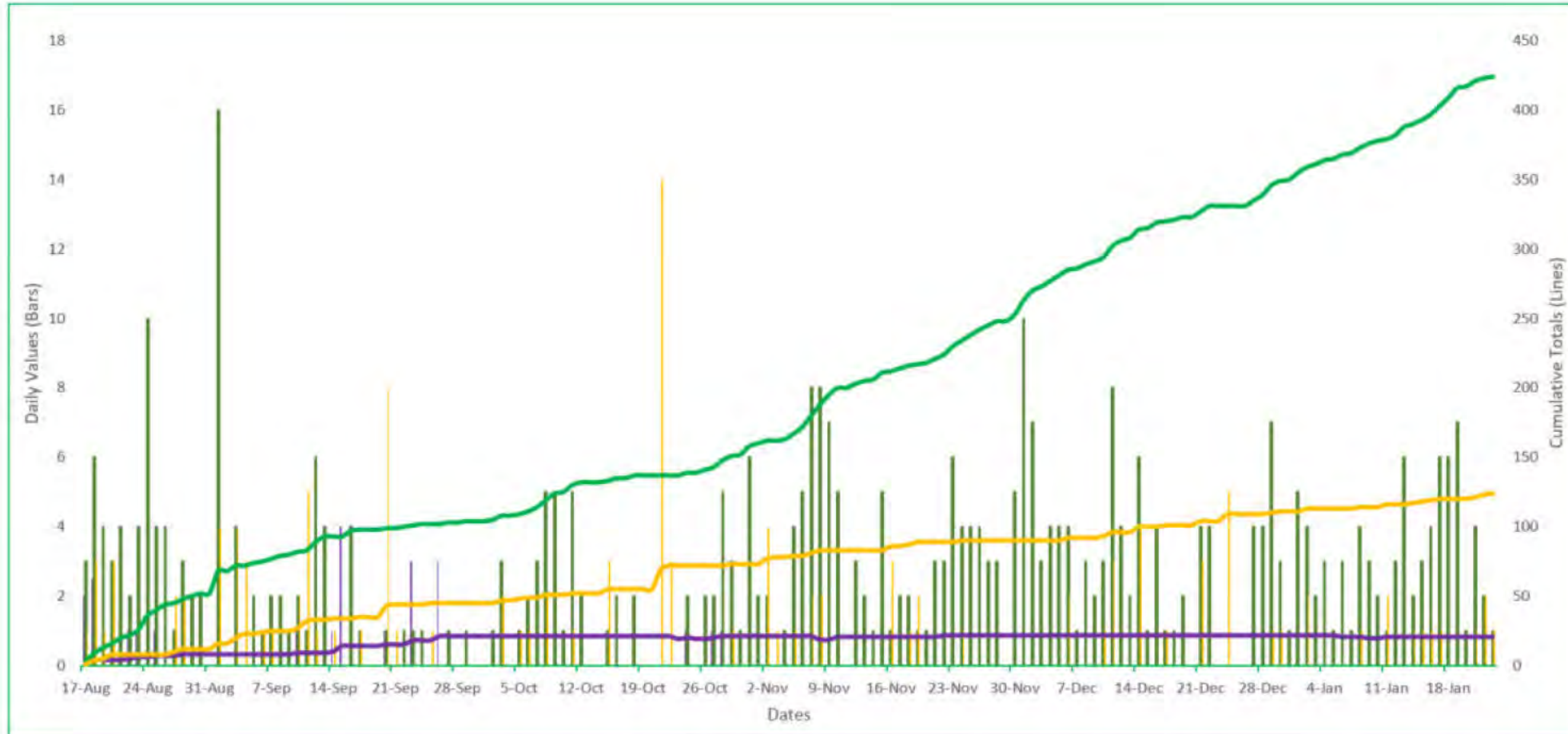
This map shows structures within the operational area as captured by the structures mapping team periodically. The number of structures shown on this map may not match the total of the daily removed/erected structures reported by Engineering crews and shown elsewhere. The periodic snapshot captured by the structures mapping team shown here should be understood as the definitive number of structures remaining.





# Cumulative and Daily Metrics Tracking

Visual representation of deconstructing operations expressed by daily values (left y-axis; bars) and cumulative momentum of progress (right y-axis; trend lines).



*\*Note: The number of priority sites changes frequently as the operation evolves*



## Shelter Beds

Average 16  
Available spaces  
each day

*This data represents the range of shelter spaces available daily. The data will fluctuate as people move in/out of shelters. There are spaces that have been reserved at one shelter for individuals who are currently staying outside on Hastings Street; they are accessed through direct referral from the City's Outreach team. Individuals who are staying in a shelter with reserved beds may stay for a short or long time. Individuals may leave a shelter due to receiving housing, returning to unsheltered homelessness, or many other reasons. There are plans to increase shelter capacity.*

92  
Accepted  
(Aug 17-Jan 24)

*This data represents the total number of people who have been connected to a shelter space. Outreach staff contact the shelter, reserve a bed for individuals, and support individuals with intake at the shelter. Individual stays or length of stay are not tracked by City Outreach staff. While a cumulative number is reported, it does not necessarily reflect the number of people currently staying in shelter as people may leave or transition out of shelter.*

Carnegie Outreach	Jan 17	Jan 18	Jan 19	Jan 20	Jan 21	Jan 22	Jan 23
Accepted offers of shelter	3	0	0	2	N/A	N/A	1



# Housing Metrics Snapshot – Current State

	Active	Cumulative	Data current to January 24	Definition of Cumulative is data between July 25th and reporting date
Number of people needing housing/shelter	129	342	Active: The number of individuals in needs of housing/shelter on reporting date.	Cumulative: The number of individuals that have at any point been in need of housing/shelter since July 25. If someone cycles in and out of housing/shelter they are only counted one time.
<b>Allocations:</b> Present housing units available for occupancy	14	Unclear	Active: The current number of housing rooms/units available for occupancy as of the reporting date.	Cumulative: The number of housing rooms/units that have been brought forward to the allocations table since July 25.
<b>Allocations:</b> Unit has been brought to allocation table as ready but is currently in question due to the service provider not able to tenant the unit for a variety of reasons	5	Unclear	Active: Rooms are currently delayed either due to repairs not being completed or other reasons provided by the service provider.	
<b>TOTAL ALLOCATIONS in process. Includes units ready for occupancy and 'units in question'</b>	<b>19</b>	<b>93</b>	Active: The current number of individuals who have been allocated an available room/unit as of reporting date. This number cannot be higher than present rooms/units available as all allocations are tied directly to a unit.	Cumulative: The number of individuals who have been allocated a housing room/unit since the process began July 25th (regardless of outcome).
<i>Allocations waiting for housing provider ROOM READINESS input/interview</i>	7	N/A	Active: Individuals that have been allocated housing room/unit and are waiting to meet the service provider and have a housing interview as of reporting date.	N/A
<i>Allocations waiting for more information on client from Outreach before interview</i>	0	N/A	Active: Individuals that have been allocated a housing room/unit and conducted an interview. Carnegie is providing service provider with more information regarding the client.	N/A
<i>Allocations waiting for client to attend interview</i>	8	N/A	Active: Individuals that have been allocated a room/unit and are currently waiting to have an interview with housing provider	N/A
<i>Interview offers being considered by clients</i>	0	N/A	Active: Individuals that conducted an interview, are considering if they want to move into specific housing room/unit.	N/A
<i>Allocation offers being considered by clients</i>	1	N/A	Active: Individuals who have already had a successful interview and are currently deciding if they want to move into the specific housing room/unit	N/A
<i>Units offers accepted, waiting for room to be ready</i>	3	N/A	Active: The number of clients that accepted a housing room/unit during reporting period, but have NOT moved in yet.	The number of housing rooms/units where a client has accepted and offer, but HAS NOT moved in yet.
	During Reporting Period	Cumulative (Since July 25)	Data during reporting period	Definition of Cumulative is data between July 25th and reporting date
Housing rooms/units offers made to clients by housing provider	1	70	Active: The number of people who have received housing offers from service provider as of the reporting period date	The number of housing rooms/units that have been offered to a client by a housing provider
Housing rooms/units offer rejections (client)	0	10	Active: The number of housing rooms/units that were rejected by a client during reporting period	The number of housing rooms/units that a client has rejected after receiving an offer from a housing provider
Housing rooms/units offers accepted, moved in	1	60	Active: The number of clients that accepted a housing room/unit during reporting period, but have moved in yet.	The number of housing rooms/units where a client has accepted and offer, and client HAS moved in.
Housing room/unit offer rejections resulting in clients needing re-allocation (housing provider or BCH)	2	35	Active: The number of clients that did not obtain housing/ unit at some point during the process during reporting period. Their file will be returned to allocations table.	The number of clients that did not obtain housing/ unit at some point during the process during reporting period. Their file will be returned to allocations table.



## Destructuring

De-construction Metrics	Jan 17	Jan 18	Jan 19	Jan 20	Jan 21	Jan 22	Jan 23	Total (Since Aug 17)
# of priority sites cleared	21/21	21/21	21/21	21/21	21/21	21/21	21/21	21/21
# of tents and structures taken down	6	6	7	1	4	2	1	424
# of new tents and structures on Hastings between Abbott and Gore	1	0	0	0	1	2	1	124
Tonnage of material removed (kg)	3450	4240	4440	2670	2730	2610	2335	480,670 kg
# propane tanks removed	8	31	25	14	13	14	33	1,022
# of Evelyne Saller meal tickets distributed by ENG teams	2	0	4	4	5	6	8	827
# of carts distributed by Sanitation	0	0	7	0	0	2	0	315
# of Operations Workers (i.e. ops workers, drivers, etc.) deployed for Urban Issues by ENG (may include areas outside Hastings operational area)	10	11	11	8	10	11	11	N/A
# of Supervisors deployed in-field by ENG (i.e. sub-foreman)	2	2	3	2	2	2	2	N/A
# of Managers deployed in-field by ENG (i.e. exempt)	1	1	1	1	1	1	1	N/A
# of VFRS Inspectors deployed	2	2	2	2	2	2	2	N/A



## Monitoring Parks

	New Sheltering In DTES Parks (Weekly)															
	Andy Livingstone Park		Crab Park		Oppenheimer Park		Strathcona Park		McLean Park		Pigeon Park		Other parks		Total	
Date	Structures	People	Structures	People	Structures	People	Structures	People	Structures	People	Structures	People	Structures	People	Structures	People
Nov 15	0	3	14	N/A	0	0	0	0	0	0	1	0	0	0	16	3
Nov 21	0	0	16	N/A	0	0	1	0	1	0	0	0	0	0	18	0
Nov 28	0	0	15	N/A	0	0	0	0	0	0	0	0	0	0	15	0
Dec 5	0	1	16	N/A	0	0	0	0	0	0	0	1	1	0	17	2
Dec 12	0	1	13	N/A	0	0	0	0	0	0	0	0	0	0	13	1
Dec 19	0	1	15	N/A	0	0	0	0	0	0	0	0	1	0	16	0
Dec 26	0	1	7	N/A	1	0	0	0	0	0	0	1	0	0	8	2
Jan 2	0	1	12	N/A	0	0	0	0	0	0	1	0	0	0	13	1
Jan 9	0	0	10	N/A	0	0	0	0	0	0	0	0	0	0	10	0
Jan 16	0	0	7	N/A	0	0	0	0	0	0	0	0	1	0	8	0
Jan 23	1	1	0	N/A	1	0	1	0	0	0	1	0	1	0	5	0



Support type	Location	Status
Outreach operations	N/A	Operational
Storage in partnership with the Aboriginal Front Door Society	390 Main	Operational
Storage in partnership with Atira	101 Cordova	Operational
Short term storage in partnership with PHS	27 W Hastings	Pending
Long term storage (CoV)	987 Cordova	Operational
Drop in space	320 Alexander	Pending
Automated Public Toilet (APT)	Pigeon Park	Operational
Kiosk for APT	Pigeon Park	Operational
Mobile Washroom Trailer	Gore & Hastings	Delayed



End of document



# Situation Report

<b>Event Name</b>	<b>Hastings De-Structuring</b>
<b>Date</b>	January 31, 2023 (Week 17)
<b>Time</b>	23:00
<b>Reporting Period</b>	January 24 – January 30
<b>EOC Activation Level</b>	N/A
<b>EMBC Task #</b>	N/A
<b>Reviewed By</b>	Dustin Lupick, Social Planner
<b>Authorized by</b>	Bruk Melles, Director, Homelessness Services

***This document may be distributed within your municipality or agency***

This document may not be distributed outside of your agency.

<b>ACCS CONTACT INFO</b>	<b>Email: <a href="mailto:bruk.melles@vancouver.ca">bruk.melles@vancouver.ca</a></b>
--------------------------	--



- **Parks:**

- Crab Park:
  - Meeting planned for February 1st with residents and advocates; discussion re electrical and capacity
  - Rangers will be attending 3x/day during the extreme cold weather to ensure the power is on and working esp. for warming tent
  - Large clean up planned for mid Feb; there is a container in the middle that folks are currently using

- **Sanitation:**

- Impoundment:
  - Completed removal events of all structures from north side of 00 Block and 2 large structures from south side 100blk near Columbia
  - Removal notifications provided to remaining south side 100blk E. Hastings
  - New tents (mostly empty) appearing in previously cleared areas of 00blk; Eng staff collapsing where appropriate.
  - Eng now will go back to locations where removals were completed, with VPD support, to ensure compliance as part of regular removal process
- Evaluation of RFP submissions for Public Realm Cleaning Initiative is underway. Targeting new service provider in place by mid-Feb
- As of January 31st, there are **73** structures remaining along Hastings St. This is the lowest amount since reporting began and there has been a steady decrease over the last few weeks.
- Average **3,470 kg** material removed per day



- VFRS: **21** Outdoor fires along and around Hastings Street encampment responded to by Strathcona and DTES Fire Halls between January 24th – 30th

VFRS Metrics	Jan 24	Jan 25	Jan 26	Jan 27	Jan 28	Jan 29	Jan 30
# of outdoor fires responded to by Fire Halls 1: Strathcona, and #2: DTES	4	3	3	0	3	5	3

Note: There were 2 additional fires responded to by FH 8: Yaletown in and around the downtown south area

- ACCS:**

- Three individuals housed during reporting period; five additional individuals accepted offers of shelter during reporting period.
- Eng. Joined ACCS at CCRN meeting (Jan 25th) to clarify and confirm notification process for structure removals

- Hastings Snapshot – January 20th 2023** (*excel also attached*):

- There are 92 people in the encampment who have been verified as having no housing, with 11 additional people still TBC (103)
- There are 69 people who were verified as being homeless in the encampment in Oct 2022 are still there in January 2023; At least 23 people who are homeless have moved to the encampment since October (it could be as high as 34, still TBC)

	Remaining individuals on encampment list from Oct 2022	Total individuals included in January 2023 snapshot
Total	69	103
Couples	24 individuals (12 couples)	32 individuals (16 couples)
Indigenous	46%	47%
Women	41%	35%



- Specific shelters are holding beds for individuals from Hastings and Crab Park through a direct referral process.
- Process: BC Housing connects with shelter providers daily and informs the City Outreach Team where there are bed vacancies. If outreach identifies individuals for vacant beds, they will notify BC Housing and contact shelter provider to access the bed.
- In addition to the 30 beds at 875 Terminal, there are six additional sites that are holding beds specifically for Hastings and Crab Park, as outlined below:

Provider	Shelter	Beds Available	Beds held until
<b>PHS</b>	New Fountain Shelter	As available	10 PM
<b>CBG</b>	1 <sup>st</sup> Ave	As available	3 PM
<b>CBG</b>	Metson	As available	3 PM
<b>CBG</b>	Hornby	As available	3 PM
<b>First United</b>	First United (Women's side)	As available	3PM
<b>VAFCS</b>	1660 E. Hastings	30 beds	2 PM
<b>Lu'ma Native Housing Society</b>	Klahowya Tillicum Lalum	20 beds	n/a



## Weekly Metric (January 24- January 30)

### Destructuring

21/21

# of priority sites cleared

Jan 24-30

Total (Since Aug 17)

18

442

# of tents and structures taken down

5

129

# of new tents and structures on Hastings (b/w Abbott & Gore)



### Structures and people in parks

	For Jan 30	
	Structures	People
Andy Livingstone Park	0	0
Crab Park	0	N/A
Oppenheimer Park	0	0
Strathcona Park	0	0
McLean Park	1	0
Pigeon Park	1	0
Other Parks	0	0



# Structures Remaining

Updated Jan 31, 2023

73



## Map Legend

- Small Medium Large
- Enclosed Tent
- Canopy / Structure
- Vending Only
- Tarp
- Umbrella
- Fire Department Connection
- Fire Hydrant

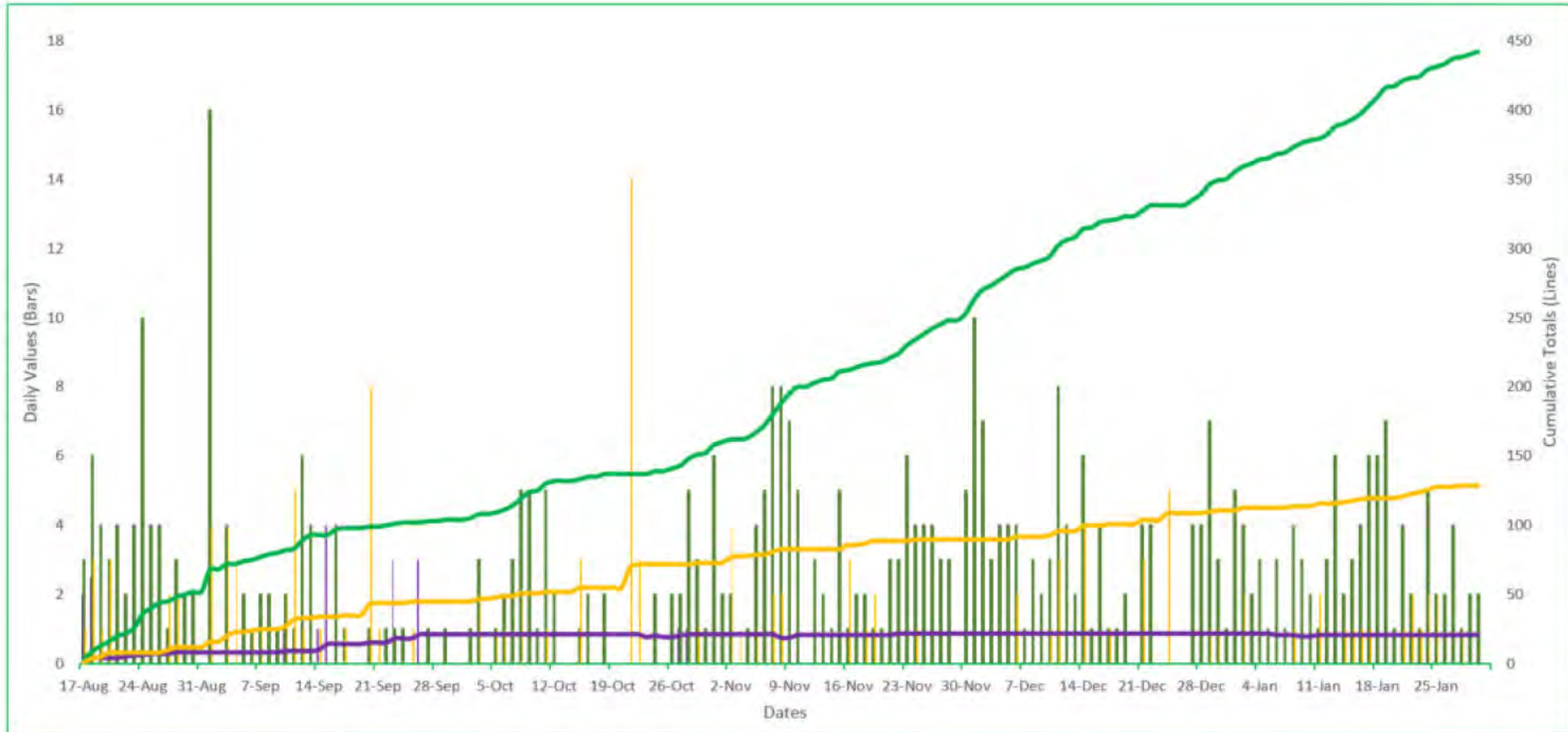
This map shows structures within the operational area as captured by the structures mapping team periodically. The number of structures shown on this map may not match the total of the daily removed/erected structures reported by Engineering crews and shown elsewhere. The periodic snapshot captured by the structures mapping team shown here should be understood as the definitive number of structures remaining.





# Cumulative and Daily Metrics Tracking

Visual representation of deconstructing operations expressed by daily values (left y-axis; bars) and cumulative momentum of progress (right y-axis; trend lines).



*\*Note: The number of priority sites changes frequently as the operation evolves*



## Shelter Beds

Average 17  
Available spaces  
each day

*This data represents the range of shelter spaces available daily. The data will fluctuate as people move in/out of shelters. There are spaces that have been reserved at one shelter for individuals who are currently staying outside on Hastings Street; they are accessed through direct referral from the City's Outreach team. Individuals who are staying in a shelter with reserved beds may stay for a short or long time. Individuals may leave a shelter due to receiving housing, returning to unsheltered homelessness, or many other reasons. There are plans to increase shelter capacity.*

97  
Accepted  
(Aug 17-Jan 24)

*This data represents the total number of people who have been connected to a shelter space. Outreach staff contact the shelter, reserve a bed for individuals, and support individuals with intake at the shelter. Individual stays or length of stay are not tracked by City Outreach staff. While a cumulative number is reported, it does not necessarily reflect the number of people currently staying in shelter as people may leave or transition out of shelter.*

Carnegie Outreach	Jan 24	Jan 25	Jan 26	Jan 27	Jan 28	Jan 29	Jan 30
Accepted offers of shelter	1	1	1	1	N/A	N/A	1



# Housing Metrics Snapshot – Current State

	Active	Cumulative	Data current to January 31	Definition of Cumulative is data between July 25th and reporting date
Number of people needing housing/shelter	103	416	Active: The number of individuals in needs of housing/shelter on reporting date.	Cumulative: The number of individuals that have at any point been in need of housing/shelter since July 25. If someone cycles in and out of housing/shelter they are only counted one time.
<b>Allocations:</b> Present housing units available for occupancy	14	Unclear	Active: The current number of housing rooms/units available for occupancy as of the reporting date.	Cumulative: The number of housing rooms/units that have been brought forward to the allocations table since July 25.
<b>Allocations:</b> Unit has been brought to allocation table as ready but is currently in question due to the service provider not able to tenant the unit for a variety of reasons	6	Unclear	Active: Rooms are currently delayed either due to repairs not being completed or other reasons provided by the service provider.	
<b>TOTAL ALLOCATIONS in process. Includes units ready for occupancy and 'units in question'</b>	<b>20</b>	<b>97</b>	Active: The current number of individuals who have been allocated an available room/unit as of reporting date. This number cannot be higher than present rooms/units available as all allocations are tied directly to a unit.	Cumulative: The number of individuals who have been allocated a housing room/unit since the process began July 25th (regardless of outcome).
Allocations waiting for housing provider <b>ROOM READINESS</b> input/interview	11	N/A	Active: Individuals that have been allocated housing room/unit and are waiting to meet the service provider and have a housing interview as of reporting date.	N/A
Allocations waiting for more information on client from Outreach before interview	0	N/A	Active: Individuals that have been allocated a housing room/unit and conducted an interview. Carnegie is providing service provider with more information regarding the client.	N/A
Allocations waiting for client to attend interview	6	N/A	Active: Individuals that have been allocated a room/unit and are currently waiting to have an interview with housing provider	N/A
Interview offers being considered by clients	0	N/A	Active: Individuals that conducted an interview, are considering if they want to move into specific housing room/unit.	N/A
Allocation offers being considered by clients	0	N/A	Active: Individuals who have already had a successful interview and are currently deciding if they want to move into the specific housing room/unit	N/A
Units offers accepted, waiting for room to be ready	3	N/A	Active: The number of clients that accepted a housing room/unit during reporting period, but have NOT moved in yet.	The number of housing rooms/units where a client has accepted and offer, but HAS NOT moved in yet.
	During Reporting Period	Cumulative (Since July 25)	Data during reporting period	Definition of Cumulative is data between July 25th and reporting date
Housing rooms/units offers made to clients by housing provider	3	76	Active: The number of people who have received housing offers from service provider as of the reporting period date	The number of housing rooms/units that have been offered to a client by a housing provider
Housing rooms/units offer rejections (client) <i>Please note correction of previous miscount</i>	0	13	Active: The number of housing rooms/units that were rejected by a client during reporting period	The number of housing rooms/units that a client has rejected after receiving an offer from a housing provider
Housing rooms/units offers accepted, moved in	3	63	Active: The number of clients that accepted a housing room/unit during reporting period, but have moved in yet.	The number of housing rooms/units where a client has accepted and offer, and client HAS moved in.
Housing room/unit offer rejections resulting in clients needing re-allocation (housing provider or BCH)	2	37	Active: The number of clients that did not obtain housing/ unit at some point during the process during reporting period. Their file will be returned to allocations table.	The number of clients that did not obtain housing/ unit at some point during the process during reporting period. Their file will be returned to allocations table.



## Destructuring

De-construction Metrics	Jan 24	Jan 25	Jan 26	Jan 27	Jan 28	Jan 29	Jan 30	Total (Since Aug 17)
# of priority sites cleared	21/21	21/21	21/21	21/21	21/21	21/21	21/21	21/21
# of tents and structures taken down	5	2	2	4	1	2	2	442
# of new tents and structures on Hastings between Abbott and Gore	2	2	0	0	1	0	0	129
Tonnage of material removed (kg)	2795	3320	4600	4165	2200	2710	4500	504,960 kg
# propane tanks removed	13	21	14	16	15	21	21	1,143
# of Evelyne Saller meal tickets distributed by ENG teams	0	2	4	8	5	4	2	852
# of carts distributed by Sanitation	0	10	0	4	0	0	0	329
# of Operations Workers (i.e. ops workers, drivers, etc.) deployed for Urban Issues by ENG (may include areas outside Hastings operational area)	12	11	10	9	8	10	10	N/A
# of Supervisors deployed in-field by ENG (i.e. sub-foreman)	2	2	2	2	2	2	2	N/A
# of Managers deployed in-field by ENG (i.e. exempt)	1	1	1	1	1	1	1	N/A
# of VFRS Inspectors deployed	2	2	2	0	0	0	2	N/A



## Monitoring Parks

	New Sheltering In DTES Parks (Weekly)															
	Andy Livingstone Park		Crab Park		Oppenheimer Park		Strathcona Park		McLean Park		Pigeon Park		Other parks		Total	
Date	Structures	People	Structures	People	Structures	People	Structures	People	Structures	People	Structures	People	Structures	People	Structures	People
Nov 15	0	3	14	N/A	0	0	0	0	0	0	1	0	0	0	16	3
Nov 21	0	0	16	N/A	0	0	1	0	1	0	0	0	0	0	18	0
Nov 28	0	0	15	N/A	0	0	0	0	0	0	0	0	0	0	15	0
Dec 5	0	1	16	N/A	0	0	0	0	0	0	0	1	1	0	17	2
Dec 12	0	1	13	N/A	0	0	0	0	0	0	0	0	0	0	13	1
Dec 19	0	1	15	N/A	0	0	0	0	0	0	0	0	1	0	16	0
Dec 26	0	1	7	N/A	1	0	0	0	0	0	0	1	0	0	8	2
Jan 2	0	1	12	N/A	0	0	0	0	0	0	1	0	0	0	13	1
Jan 9	0	0	10	N/A	0	0	0	0	0	0	0	0	0	0	10	0
Jan 16	0	0	7	N/A	0	0	0	0	0	0	0	0	1	0	8	0
Jan 23	1	1	0	N/A	1	0	1	0	0	0	1	0	1	0	5	0
Jan 30	0	0	0	N/A	0	0	0	0	1	0	1	0	0	0	2	0



Support type	Location	Status
Outreach operations	N/A	Operational
Storage in partnership with the Aboriginal Front Door Society	390 Main	Operational
Storage in partnership with Atira	101 Cordova	Operational
Short term storage in partnership with PHS	27 W Hastings	Pending
Long term storage (CoV)	987 Cordova	Operational
Drop in space	320 Alexander	Pending
Automated Public Toilet (APT)	Pigeon Park	Operational
Kiosk for APT	Pigeon Park	Operational
Mobile Washroom Trailer	Gore & Hastings	Delayed



End of document



# Situation Report

<b>Event Name</b>	<b>Hastings De-Structuring</b>
<b>Date</b>	February 7, 2023 (Week 18)
<b>Time</b>	22:00
<b>Reporting Period</b>	January 31 – February 6
<b>EOC Activation Level</b>	N/A
<b>EMBC Task #</b>	N/A
<b>Reviewed By</b>	Dustin Lupick, Social Planner
<b>Authorized by</b>	Bruk Melles, Director, Homelessness Services

***This document may be distributed within your municipality or agency***

This document may not be distributed outside of your agency.

<b>ACCS CONTACT INFO</b>	<b>Email: <a href="mailto:bruk.melles@vancouver.ca">bruk.melles@vancouver.ca</a></b>
--------------------------	--



- **Parks:**
  - Crab Park:
    - Approx. 15-20 people, 45 tents; next major clean up planned for mid Feb; working on strategic plan for the Park.
- **Sanitation:**
  - Impoundments:
    - Feb 3rd: South side of 100 block: E.Hastings from Columbia St. east to the Regent
    - Feb 5th: Both sides of unit block E. Hastings, and at Pigeon Park
    - Outcome: One violation notice resulted in impoundment and other structures were removed voluntarily
  - As of February 7th, there are **59** structures remaining along Hastings St. This is the lowest amount since reporting began and there has been a steady decrease over the last few weeks.
  - Average **2,900 kg** material removed per day
  - Evaluation of RFP submissions for Public Realm Cleaning Initiative is underway. Targeting new service provider in place by mid-Feb.
  - Boat removed from sidewalk at 375 Columbia



- VFRS: **18** Outdoor fires along and around Hastings Street encampment responded to by Strathcona and DTES Fire Halls between January 31st – 6th

VFRS Metrics	Jan 31	Feb 1	Feb 2	Feb 3	Feb 4	Feb 5	Feb 6
# of outdoor fires responded to by Fire Halls 1: Strathcona, and #2: DTES	4	3	4	2	0	3	2

Note: There were 3 additional fires responded to by FH 8: Yaletown in and around the downtown south area

- ACCS:**
  - Two individuals housed during reporting period; six additional individuals accepted offers of shelter during reporting period.
  - Two units pulled from previous allocations due to unit readiness issues, and the individuals have not been reallocated at this time



- Specific shelters are holding beds for individuals from Hastings and Crab Park through a direct referral process.
- Process: BC Housing connects with shelter providers daily and informs the City Outreach Team where there are bed vacancies. If outreach identifies individuals for vacant beds, they will notify BC Housing and contact shelter provider to access the bed.
- In addition to the 20 beds at 875 Terminal, there are six additional sites that are holding beds specifically for Hastings and Crab Park, as outlined below:

Provider	Shelter	Beds Available	Beds held until
<b>PHS</b>	New Fountain Shelter	As available	10 PM
<b>CBG</b>	1 <sup>st</sup> Ave	As available	3 PM
<b>CBG</b>	Metson	As available	3 PM
<b>CBG</b>	Hornby	As available	3 PM
<b>First United</b>	First United (Women's side)	As available	3PM
<b>VAFCS</b>	1660 E. Hastings	30 beds	2 PM
<b>Lu'ma Native Housing Society</b>	Klahowya Tillicum Lalum	20 beds	n/a



## Weekly Metric (January 31- February 6)

### Destructuring

21/21

# of priority sites cleared

Jan 31- Feb 6

Total (Since Aug 17)

22

464

# of tents and structures taken down

7

136

# of new tents and structures on Hastings (b/w Abbott & Gore)



### Structures and people in parks

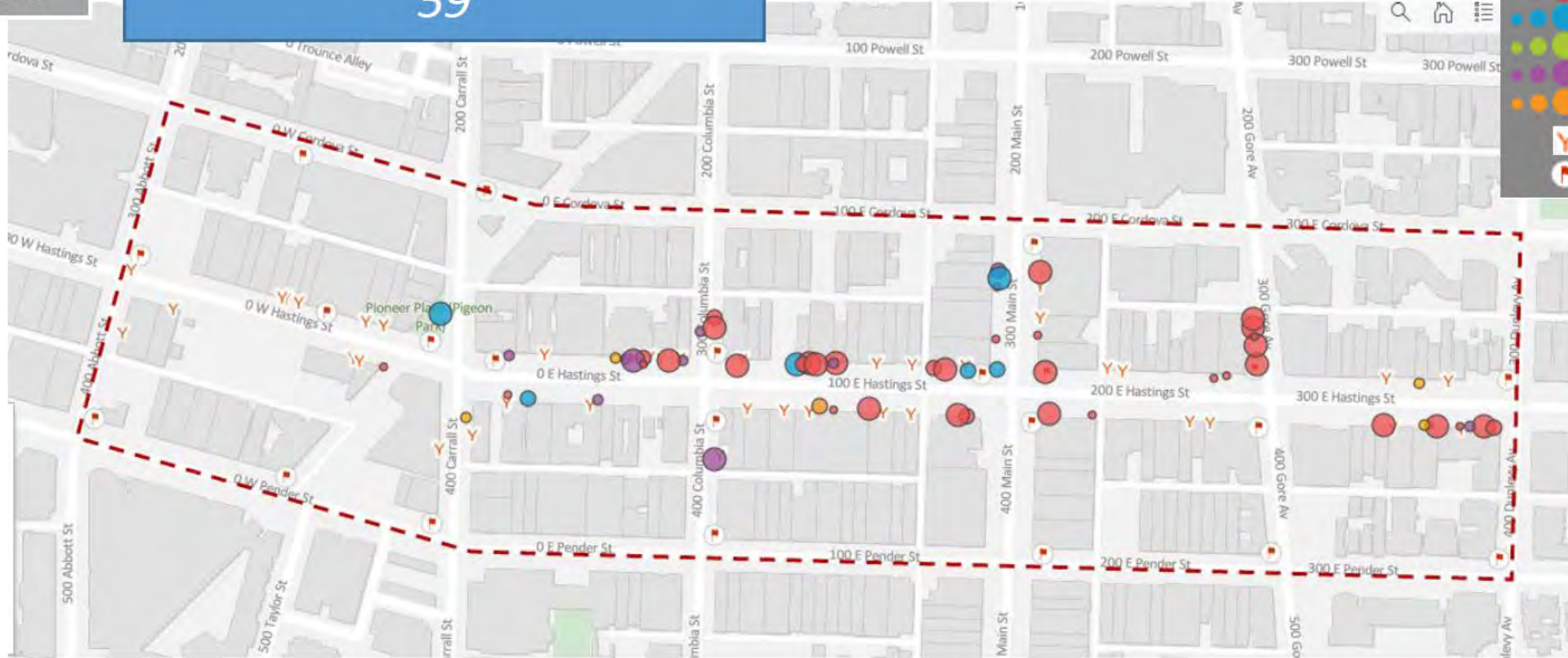
	For Feb 6	
	Structures	People
Andy Livingstone Park	0	0
Crab Park	0	N/A
Oppenheimer Park	0	0
Strathcona Park	0	0
McLean Park	0	0
Pigeon Park	2	0
Other Parks	0	3



# Structures Remaining

Updated Feb 7th, 2023

59



## Map Legend

- Small Medium Large
- Enclosed Tent
- Canopy / Structure
- Vending Only
- Tarp
- Umbrella
- Fire Department Connection
- Fire Hydrant

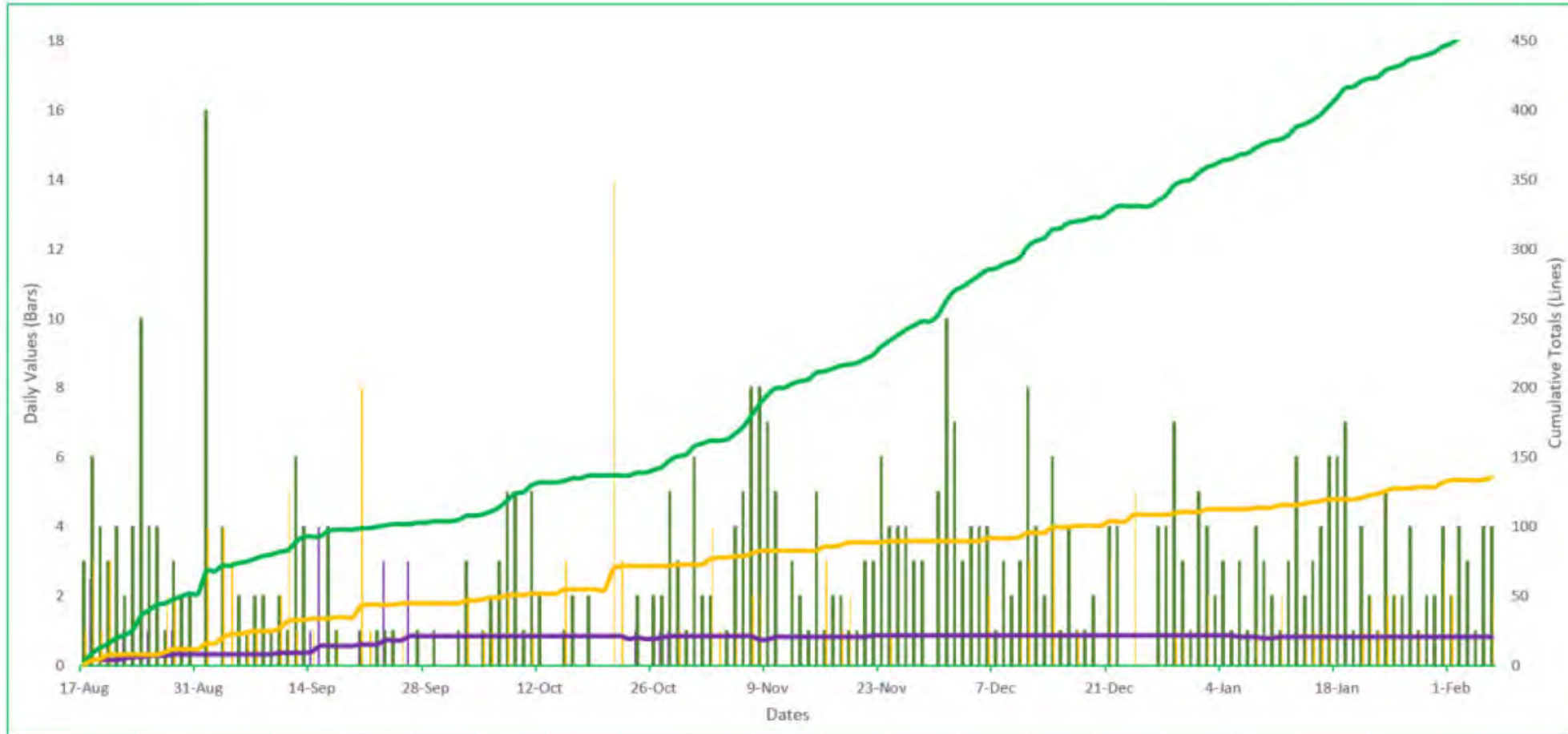
This map shows structures within the operational area as captured by the structures mapping team periodically. The number of structures shown on this map may not match the total of the daily removed/erected structures reported by Engineering crews and shown elsewhere. The periodic snapshot captured by the structures mapping team shown here should be understood as the definitive number of structures remaining.





# Cumulative and Daily Metrics Tracking

Visual representation of deconstructing operations expressed by daily values (left y-axis; bars) and cumulative momentum of progress (right y-axis; trend lines).



*\*Note: The number of priority sites changes frequently as the operation evolves*



## Shelter Beds

Average 12  
Available spaces  
each day

*This data represents the range of shelter spaces available daily. The data will fluctuate as people move in/out of shelters. There are spaces that have been reserved at one shelter for individuals who are currently staying outside on Hastings Street; they are accessed through direct referral from the City's Outreach team. Individuals who are staying in a shelter with reserved beds may stay for a short or long time. Individuals may leave a shelter due to receiving housing, returning to unsheltered homelessness, or many other reasons. There are plans to increase shelter capacity.*

103  
Accepted  
(Aug 17-Feb 7)

*This data represents the total number of people who have been connected to a shelter space. Outreach staff contact the shelter, reserve a bed for individuals, and support individuals with intake at the shelter. Individual stays or length of stay are not tracked by City Outreach staff. While a cumulative number is reported, it does not necessarily reflect the number of people currently staying in shelter as people may leave or transition out of shelter.*

Carnegie Outreach	Jan 31	Feb 1	Feb 2	Feb 3	Feb 4	Feb 5	Feb 6
Accepted offers of shelter	0	4	1	0	N/A	N/A	1



# Housing Metrics Snapshot – Current State

	Active	Cumulative	Data current to February 7	Definition of Cumulative is data between July 25th and reporting date
Number of people needing housing/shelter	98	419	Active: The number of individuals in needs of housing/shelter on reporting date.	Cumulative: The number of individuals that have at any point been in need of housing/shelter since July 25. If someone cycles in and out of housing/shelter they are only counted one time.
<b>Allocations:</b> Present housing units available for occupancy	20	Unable to tell without room #'s	Active: The current number of housing rooms/units available for occupancy as of the reporting date.	Cumulative: The number of housing rooms/units that have been brought forward to the allocations table since July 25.
<b>Allocations:</b> Unit has been brought to allocation table as ready but is currently in question due to the service provider not able to tenant the unit for a variety of reasons	4	Unable to tell without room #'s	Active: Rooms are currently delayed either due to repairs not being completed or other reasons provided by the service provider.	
<b>TOTAL ALLOCATIONS in process. Includes units ready for occupancy and 'units in question'</b>	<b>24</b>	<b>104</b>	Active: The current number of individuals who have been allocated an available room/unit as of reporting date. This number cannot be higher than present rooms/units available as all allocations are tied directly to a unit.	Cumulative: The number of individuals who have been allocated a housing room/unit since the process began July 25th (regardless of outcome).
<i>Allocations waiting for housing provider <b>ROOM READINESS</b> input/interview</i>	8	N/A	Active: Individuals that have been allocated housing room/unit and are waiting to meet the service provider and have a housing interview as of reporting date.	N/A
<i>Allocations waiting for more information on client from Outreach before interview</i>	0	N/A	Active: Individuals that have been allocated a housing room/unit and conducted an interview. Carnegie is providing service provider with more information regarding the client.	N/A
<i>Allocations waiting for client to attend interview</i>	12	N/A	Active: Individuals that have been allocated a room/unit and are currently waiting to have an interview with housing provider	N/A
<i>Interview offers being considered by clients</i>	0	N/A	Active: Individuals that conducted an interview, are considering if they want to move into specific housing room/unit.	N/A
<i>Allocation offers being considered by clients</i>	0	N/A	Active: Individuals who have already had a successful interview and are currently deciding if they want to move into the specific housing room/unit	N/A
<i>Units offers accepted, waiting for room to be ready</i>	4	N/A	Active: The number of clients that accepted a housing room/unit during reporting period, but have NOT moved in yet.	The number of housing rooms/units where a client has accepted and offer, but HAS NOT moved in yet.

	During Reporting Period	Cumulative (Since July 25)	Data during reporting period	Definition of Cumulative is data between July 25th and reporting date
Housing rooms/units offers made to clients by housing provider	3	78	Active: The number of people who have received housing offers from service provider as of the reporting period date	The number of housing rooms/units that have been offered to a client by a housing provider
Housing rooms/units offer rejections (client)	1	14	Active: The number of housing rooms/units that were rejected by a client during reporting period	The number of housing rooms/units that a client has rejected after receiving an offer from a housing provider
Housing rooms/units offers accepted, moved in (while 2 people moved in this week; correcting an error where a person was counted as moved, but had not)	2	64	Active: The number of clients that accepted a housing room/unit during reporting period, but have moved in yet.	The number of housing rooms/units where a client has accepted and offer, and client HAS moved in.
Housing room/unit offer rejections resulting in clients needing re-allocation (housing provider or BCH)	3	40	Active: The number of clients that did not obtain housing/ unit at some point during the process during reporting period. Their file will be returned to allocations table.	The number of clients that did not obtain housing/ unit at some point during the process during reporting period. Their file will be returned to allocations table.



## Destructuring

De-construction Metrics	Jan 31	Feb 1	Feb 2	Feb 3	Feb 4	Feb 5	Feb 6	Total (Since Aug 17)
# of priority sites cleared	21/21	21/21	21/21	21/21	21/21	21/21	21/21	21/21
# of tents and structures taken down	4	2	4	3	1	4	4	464
# of new tents and structures on Hastings between Abbott and Gore	3	2	0	0	0	0	2	136
Tonnage of material removed (kg)	2315	2485	2205	2050	3255	4465	3520	525,255 kg
# propane tanks removed	10	12	21	25	17	28	9	1,265
# of Evelyne Saller meal tickets distributed by ENG teams	9	6	6	12	4	15	9	913
# of carts distributed by Sanitation	0	0	0	14	0	14	1	358
# of Operations Workers (i.e. ops workers, drivers, etc.) deployed for Urban Issues by ENG (may include areas outside Hastings operational area)	12	11	9	13	9	11	10	N/A
# of Supervisors deployed in-field by ENG (i.e. sub-foreman)	2	2	2	2	2	3	2	N/A
# of Managers deployed in-field by ENG (i.e. exempt)	1	1	1	1	1	1	1	N/A
# of VFRS Inspectors deployed	4	3	2	2	0	0	2	N/A



## Monitoring Parks

	New Sheltering In DTES Parks (Weekly)															
	Andy Livingstone Park		Crab Park		Oppenheimer Park		Strathcona Park		McLean Park		Pigeon Park		Other parks		Total	
Date	Structures	People	Structures	People	Structures	People	Structures	People	Structures	People	Structures	People	Structures	People	Structures	People
Nov 15	0	3	14	N/A	0	0	0	0	0	0	1	0	0	0	16	3
Nov 21	0	0	16	N/A	0	0	1	0	1	0	0	0	0	0	18	0
Nov 28	0	0	15	N/A	0	0	0	0	0	0	0	0	0	0	15	0
Dec 5	0	1	16	N/A	0	0	0	0	0	0	0	1	1	0	17	2
Dec 12	0	1	13	N/A	0	0	0	0	0	0	0	0	0	0	13	1
Dec 19	0	1	15	N/A	0	0	0	0	0	0	0	0	1	0	16	0
Dec 26	0	1	7	N/A	1	0	0	0	0	0	0	1	0	0	8	2
Jan 2	0	1	12	N/A	0	0	0	0	0	0	1	0	0	0	13	1
Jan 9	0	0	10	N/A	0	0	0	0	0	0	0	0	0	0	10	0
Jan 16	0	0	7	N/A	0	0	0	0	0	0	0	0	1	0	8	0
Jan 23	1	1	0	N/A	1	0	1	0	0	0	1	0	1	0	5	0
Jan 30	0	0	0	N/A	0	0	0	0	1	0	1	0	0	0	2	0
Feb 6	0	0	0	N/A	0	0	0	0	0	0	2	0	0	3	2	3



Support type	Location	Status
Outreach operations	N/A	Operational
Storage in partnership with the Aboriginal Front Door Society	390 Main	Operational
Storage in partnership with Atira	101 Cordova	Operational
Short term storage in partnership with PHS	27 W Hastings	Pending
Long term storage (CoV)	987 Cordova	Operational
Drop in space	320 Alexander	Pending
Automated Public Toilet (APT)	Pigeon Park	Operational
Kiosk for APT	Pigeon Park	Operational
Mobile Washroom Trailer	Gore & Hastings	Delayed



End of document



# Situation Report

<b>Event Name</b>	<b>Hastings De-Structuring</b>
<b>Date</b>	February 14, 2023 (Week 19)
<b>Time</b>	20:00
<b>Reporting Period</b>	February 7 – February 13
<b>EOC Activation Level</b>	N/A
<b>EMBC Task #</b>	N/A
<b>Reviewed By</b>	Dustin Lupick, Social Planner
<b>Authorized by</b>	Bruc Melles, Director, Homelessness Services

***This document may be distributed within your municipality or agency***

This document may not be distributed outside of your agency.

<b>ACCS CONTACT INFO</b>	<b>Email: <a href="mailto:bruk.melles@vancouver.ca">bruk.melles@vancouver.ca</a></b>
--------------------------	--



- **Parks:**
  - Crab Park:
    - Planned large clean up went very well on Feb 7th, especially noticeable in the NW area of the park
    - Next clean-up day is planned for end of February
- **Sanitation:**
  - Impoundments:
    - Feb 9th: 100 block north side - from Columbia street, east to OPS
    - Outcome:
      - 6 violation notices issued
        - 2 impounds (belongings were taken into temporary storage)
        - 4 compliance (owners packed/removed all items without impoundment process)
      - Other structures removed/left voluntarily; did not require violation notice
  - Removal notifications provided to:
    - 000 blk E.Hastings north side from Columbia Street. west to the clinic. This area was previously cleared, but going back to ensure access to clinic and fire safety.
    - \* NEW Priority Area\* Columbia St both sides, north and south of Hastings.
  - As of February 14th, there are **60** structures remaining along Hastings St. This is a slight increase from the previous week (59).
  - Average **3,480 kg** material removed per day
  - Evaluation of RFP submissions for Public Realm Cleaning Initiative complete. Notifications to be provided this week.



- **VFRS:**

- 23 Outdoor fires along and around Hastings Street encampment responded to by Strathcona and DTES Fire Halls between February 7th- 13th

VFRS Metrics	Feb 7	Feb 8	Feb 9	Feb 10	Feb 11	Feb 12	Feb 13
# of outdoor fires responded to by Fire Halls 1: Strathcona, and #2: DTES	4	3	3	2	3	3	5

Note: There were 7 additional fires responded to by FH 8: Yaletown in and around the downtown south area

- **ACCS:**

- One individuals housed during reporting period; ten additional individuals accepted offers of shelter during reporting period.

- **Engineering**

- Capital work will soon be scheduled for 300 block East Hastings north side between Gore and Dunlevy Street
  - Streets Design team will be replacing sidewalk infrastructure and adding tree pits



- Specific shelters are holding beds for individuals from Hastings and Crab Park through a direct referral process.
- Process: BC Housing connects with shelter providers daily and informs the City Outreach Team where there are bed vacancies. If outreach identifies individuals for vacant beds, they will notify BC Housing and contact shelter provider to access the bed.
- In addition to the 20 beds at 875 Terminal, there are six additional sites that are holding beds specifically for Hastings and Crab Park, as outlined below:

Provider	Shelter	Beds Available	Beds held until
<b>PHS</b>	New Fountain Shelter	As available	10 PM
<b>CBG</b>	1 <sup>st</sup> Ave	As available	3 PM
<b>CBG</b>	Metson	As available	3 PM
<b>CBG</b>	Hornby	As available	3 PM
<b>First United</b>	First United (Women's side)	As available	3PM
<b>VAFCS</b>	1660 E. Hastings	30 beds	2 PM
<b>Lu'ma Native Housing Society</b>	Klahowya Tillicum Lalum	20 beds	n/a



## Weekly Metric (February 7 - 13)

### Destructuring

21/21

# of priority sites cleared

Feb 7 - 13

Total (Since Aug 17)

20

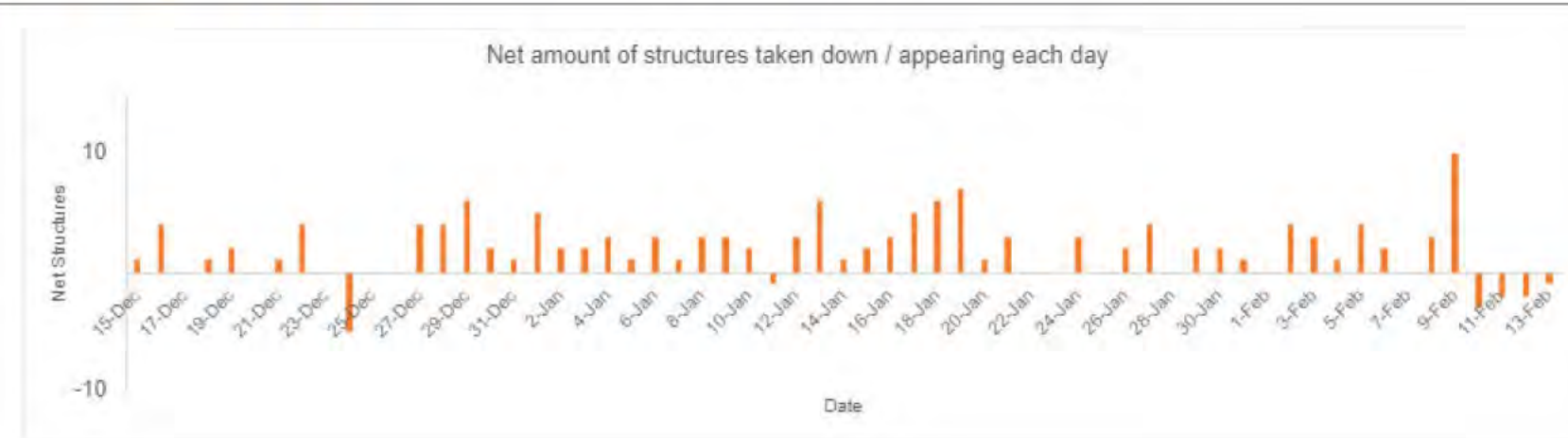
484

# of tents and structures taken down

15

151

# of new tents and structures on Hastings (b/w Abbott & Gore)



### Structures and people in parks

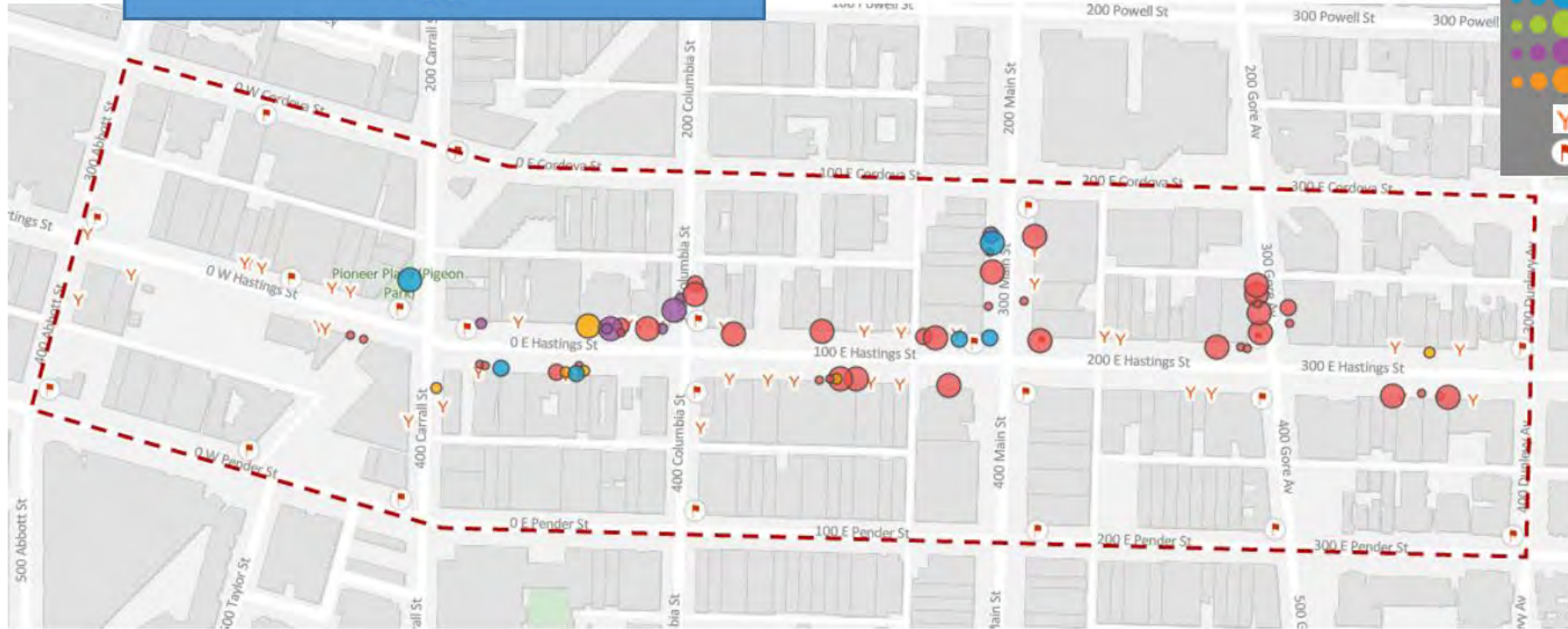
	For Feb 13	
	Structures	People
Andy Livingstone Park	2	6
Crab Park	0	N/A
Oppenheimer Park	1	0
Strathcona Park	0	0
McLean Park	0	1
Pigeon Park	1	0
Other Parks	2	3



# Structures Remaining

Updated Feb 14th, 2023

60



## Map Legend

- Small Medium Large
- Enclosed Tent
- Canopy / Structure
- Vending Only
- Tarp
- Umbrella
- Fire Department Connection
- Fire Hydrant

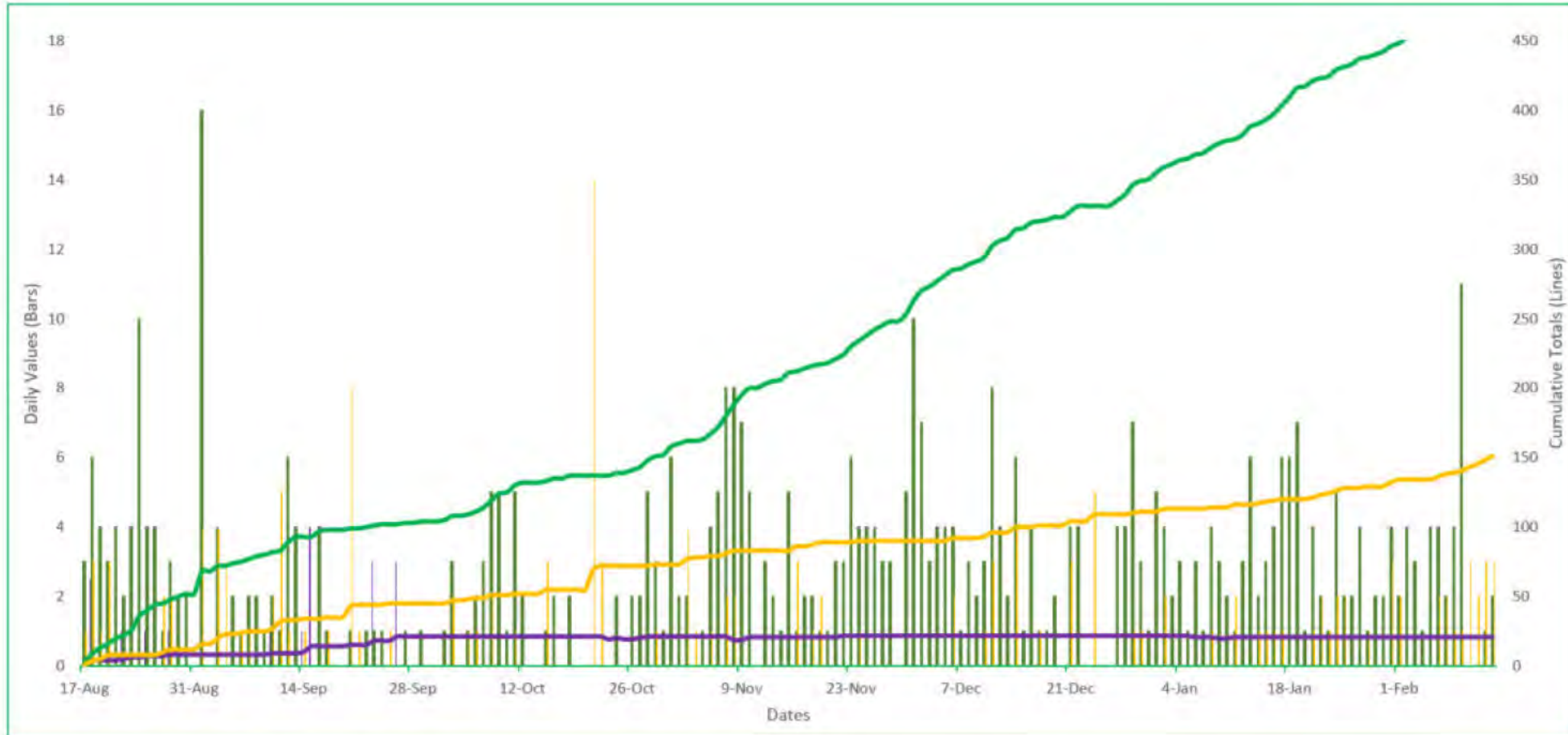
This map shows structures within the operational area as captured by the structures mapping team periodically. The number of structures shown on this map may not match the total of the daily removed/erected structures reported by Engineering crews and shown elsewhere. The periodic snapshot captured by the structures mapping team shown here should be understood as the definitive number of structures remaining.





# Cumulative and Daily Metrics Tracking

Visual representation of deconstructing operations expressed by daily values (left y-axis; bars) and cumulative momentum of progress (right y-axis; trend lines).



*\*Note: The number of priority sites changes frequently as the operation evolves*



## Shelter Beds

Average 12  
Available spaces  
each day

*This data represents the range of shelter spaces available daily. The data will fluctuate as people move in/out of shelters. There are spaces that have been reserved at one shelter for individuals who are currently staying outside on Hastings Street; they are accessed through direct referral from the City's Outreach team. Individuals who are staying in a shelter with reserved beds may stay for a short or long time. Individuals may leave a shelter due to receiving housing, returning to unsheltered homelessness, or many other reasons. There are plans to increase shelter capacity.*

113  
Accepted  
(Aug 17-Feb 7)

*This data represents the total number of people who have been connected to a shelter space. Outreach staff contact the shelter, reserve a bed for individuals, and support individuals with intake at the shelter. Individual stays or length of stay are not tracked by City Outreach staff. While a cumulative number is reported, it does not necessarily reflect the number of people currently staying in shelter as people may leave or transition out of shelter.*

Carnegie Outreach	Feb 7	Feb 8	Feb 9	Feb 10	Feb 11	Feb 12	Feb 13
Accepted offers of shelter	2	0	4	0	N/A	N/A	2



# Housing Metrics Snapshot – Current State

	Active	Cumulative	Data current to February 14	Definition of Cumulative is data between July 25th and reporting date
Number of people needing housing/shelter	98	419	Active: The number of individuals in needs of housing/shelter on reporting date.	Cumulative: The number of individuals that have at any point been in need of housing/shelter since July 25. If someone cycles in and out of housing/shelter they are only counted one time.
<b>Allocations:</b> Present housing units available for occupancy	21	Unclear	Active: The current number of housing rooms/units available for occupancy as of the reporting date.	Cumulative: The number of housing rooms/units that have been brought forward to the allocations table since July 25.
<b>Allocations:</b> Unit has been brought to allocation table as ready but is currently in question due to the service provider not able to tenant the unit for a variety of reasons	4	Unclear	Active: Rooms are currently delayed either due to repairs not being completed or other reasons provided by the service provider.	
<b>TOTAL ALLOCATIONS in process. Includes units ready for occupancy and 'units in question'</b>	25	109	Active: The current number of individuals who have been allocated an available room/unit as of reporting date. This number cannot be higher than present rooms/units available as all allocations are tied directly to a unit.	Cumulative: The number of individuals who have been allocated a housing room/unit since the process began July 25th (regardless of outcome).
Allocations waiting for housing provider <b>ROOM READINESS</b> input/interview	2	N/A	Active: Individuals that have been allocated housing room/unit and are waiting to meet the service provider and have a housing interview as of reporting date.	N/A
Allocations waiting for more information on client from Outreach before interview	0	N/A	Active: Individuals that have been allocated a housing room/unit and conducted an interview. Carnegie is providing service provider with more information regarding the client.	N/A
Allocations waiting for client to attend interview	14	N/A	Active: Individuals that have been allocated a room/unit and are currently waiting to have an interview with housing provider	N/A
Interview offers being considered by clients	1	N/A	Active: Individuals that conducted an interview, are considering if they want to move into specific housing room/unit.	N/A
Allocation offers being considered by clients	0	N/A	Active: Individuals who have already had a successful interview and are currently deciding if they want to move into the specific housing room/unit	N/A
Units offers accepted, waiting for room to be ready	8	N/A	Active: The number of clients that accepted a housing room/unit during reporting period, but have NOT moved in yet.	The number of housing rooms/units where a client has accepted and offer, but HAS NOT moved in yet.
	During Reporting Period	Cumulative (Since July 25)	Data during reporting period	Definition of Cumulative is data between July 25th and reporting date
Housing rooms/units offers made to clients by housing provider	2	76	Active: The number of people who have received housing offers from service provider as of the reporting period date	The number of housing rooms/units that have been offered to a client by a housing provider
Housing rooms/units offer rejections (client)	1	15	Active: The number of housing rooms/units that were rejected by a client during reporting period	The number of housing rooms/units that a client has rejected after receiving an offer from a housing provider
Housing rooms/units offers accepted, moved in	1	65	Active: The number of clients that accepted a housing room/unit during reporting period, but have moved in yet.	The number of housing rooms/units where a client has accepted and offer, and client HAS moved in.
Housing room/unit offer rejections resulting in clients needing re-allocation (housing provider or BCH)	2	42	Active: The number of clients that did not obtain housing/ unit at some point during the process during reporting period. Their file will be returned to allocations table.	The number of clients that did not obtain housing/ unit at some point during the process during reporting period. Their file will be returned to allocations table.



## Destructuring

De-construction Metrics	Feb 7	Feb 8	Feb 9	Feb 10	Feb 11	Feb 12	Feb 13	Total (Since Aug 17)
# of priority sites cleared	21/21	21/21	21/21	21/21	21/21	21/21	21/21	21/21
# of tents and structures taken down	2	4	11	0	0	1	2	484
# of new tents and structures on Hastings between Abbott and Gore	2	1	1	3	2	3	3	151
Tonnage of material removed (kg)	3350	2925	3400	4480	2980	3705	3515	549,610 kg
# propane tanks removed	6	19	13	6	1	9	8	1,327
# of Evelyne Saller meal tickets distributed by ENG teams	0	2	0	10	2	7	7	941
# of carts distributed by Sanitation	0	0	12	0	0	0	0	370
# of Operations Workers (i.e. ops workers, drivers, etc.) deployed for Urban Issues by ENG (may include areas outside Hastings operational area)	12	9	12	10	10	9	10	N/A
# of Supervisors deployed in-field by ENG (i.e. sub-foreman)	3	3	3	3	3	3	3	N/A
# of Managers deployed in-field by ENG (i.e. exempt)	1	4	1	1	1	1	1	N/A
# of VFRS Inspectors deployed	4	4	4	4	0	0	2	N/A



## Monitoring Parks

	New Sheltering In DTES Parks (Weekly)															
	Andy Livingstone Park		Crab Park		Oppenheimer Park		Strathcona Park		McLean Park		Pigeon Park		Other parks		Total	
Date	Structures	People	Structures	People	Structures	People	Structures	People	Structures	People	Structures	People	Structures	People	Structures	People
Nov 21	0	0	16	N/A	0	0	1	0	1	0	0	0	0	0	18	0
Nov 28	0	0	15	N/A	0	0	0	0	0	0	0	0	0	0	15	0
Dec 5	0	1	16	N/A	0	0	0	0	0	0	0	1	1	0	17	2
Dec 12	0	1	13	N/A	0	0	0	0	0	0	0	0	0	0	13	1
Dec 19	0	1	15	N/A	0	0	0	0	0	0	0	0	1	0	16	0
Dec 26	0	1	7	N/A	1	0	0	0	0	0	0	1	0	0	8	2
Jan 2	0	1	12	N/A	0	0	0	0	0	0	1	0	0	0	13	1
Jan 9	0	0	10	N/A	0	0	0	0	0	0	0	0	0	0	10	0
Jan 16	0	0	7	N/A	0	0	0	0	0	0	0	0	1	0	8	0
Jan 23	1	1	0	N/A	1	0	1	0	0	0	1	0	1	0	5	0
Jan 30	0	0	0	N/A	0	0	0	0	1	0	1	0	0	0	2	0
Feb 6	0	0	0	N/A	0	0	0	0	0	0	2	0	0	3	2	3
Feb 13	2	6	0	N/A	1	0	0	0	0	1	1	0	2	3	6	10



Support type	Location	Status
Outreach operations	N/A	Operational
Storage in partnership with the Aboriginal Front Door Society	390 Main	Operational
Storage in partnership with Atira	101 Cordova	Operational
Short term storage in partnership with PHS	27 W Hastings	Pending
Long term storage (CoV)	987 Cordova	Operational
Drop in space	320 Alexander	Pending
Automated Public Toilet (APT)	Pigeon Park	Operational
Kiosk for APT	Pigeon Park	Operational
Mobile Washroom Trailer	Gore & Hastings	Delayed



End of document



# Situation Report

<b>Event Name</b>	<b>Hastings De-Structuring</b>
<b>Date</b>	February 21, 2023 (Week 20)
<b>Time</b>	23:00
<b>Reporting Period</b>	February 14 – February 20
<b>EOC Activation Level</b>	N/A
<b>EMBC Task #</b>	N/A
<b>Reviewed By</b>	Dustin Lupick, Social Planner
<b>Authorized by</b>	Bruk Melles, Director, Homelessness Services

***This document may be distributed within your municipality or agency***

This document may not be distributed outside of your agency.

<b>ACCS CONTACT INFO</b>	<b>Email: <a href="mailto:bruk.melles@vancouver.ca">bruk.melles@vancouver.ca</a></b>
--------------------------	--



- **Sanitation**

- Impoundments scheduled during reporting period were delayed. Priority site 65-69 E Hastings (NS) and East side of Columbia St was postponed until Wed. Feb 22.
- Removal notifications provided to:
  - 100 block E Hastings (SS and NS)
  - 300 block Main St (WS)
  - 200 block E Hastings (NS)
  - 300 block Gore (both sides)
- As of February 21st, there are **66** structures remaining along Hastings St. Last week there were 60 structures. This is the second week in a row with an increase in structures.
- Average **3,570 kg** material removed per day

- **Parks:**

- Early in the current reporting period there was a noted increase in tents identified in DTES parks. During Parks weekly count on February 21st this number had decreased to only one structure in Andy Livingstone Park.
- There are an additional 48 tents in the north zone of Crab Park.



- VFRS:**

- 24 Outdoor fires along and around Hastings Street encampment responded to by Strathcona and DTES Fire Halls between February 14th- 20th

VFRS Metrics	Feb 14	Feb 15	Feb 16	Feb 17	Feb 18	Feb 19	Feb 20
# of outdoor fires responded to by Fire Halls 1: Strathcona, and #2: DTES	2	8	6	3	0	3	2

Note: There were 8 additional fires responded to by FH 8: Yaletown in and around the downtown south area

- ACCS:**

- Six individuals housed during reporting period; five additional individuals accepted offers of shelter during reporting period
- Currently 20 active allocations

- VCH \*New\*:**

- VCH to provide outreach metrics bi-weekly regarding the number of clients seen during health walks.
- As reporting is for multiple days, the data presented does not indicate unique individuals.

VCH Metrics	
Outreach Days	Jan 30, Feb 2, Feb 6, Feb 9
Number of Connections	246
Number of referrals to teams	38
Number of direct clinical care provided	23



- Specific shelters are holding beds for individuals from Hastings and Crab Park through a direct referral process.
- Process: BC Housing connects with shelter providers daily and informs the City Outreach Team where there are bed vacancies. If outreach identifies individuals for vacant beds, they will notify BC Housing and contact shelter provider to access the bed.
- In addition to the 20 beds at 875 Terminal, there are six additional sites that are holding beds specifically for Hastings and Crab Park, as outlined below:

Provider	Shelter	Beds Available	Beds held until
<b>PHS</b>	New Fountain Shelter	As available	10 PM
<b>CBG</b>	1 <sup>st</sup> Ave	As available	3 PM
<b>CBG</b>	Metson	As available	3 PM
<b>CBG</b>	Hornby	As available	3 PM
<b>First United</b>	First United (Women's side)	As available	3PM
<b>VAFCS</b>	1660 E. Hastings	30 beds	2 PM
<b>Lu'ma Native Housing Society</b>	Klahowya Tillicum Lalum	20 beds	n/a



## Weekly Metric (February 14 - 20)

### Destructuring

**21/21**

# of priority sites cleared

Feb 14-20

Total (Since Aug 17)

**22**

**506**

# of tents and structures taken down

**16**

**167**

# of new tents and structures on Hastings (b/w Abbott & Gore)

Net amount of structures taken down / appearing each day



### Structures and people in parks

For Feb 20

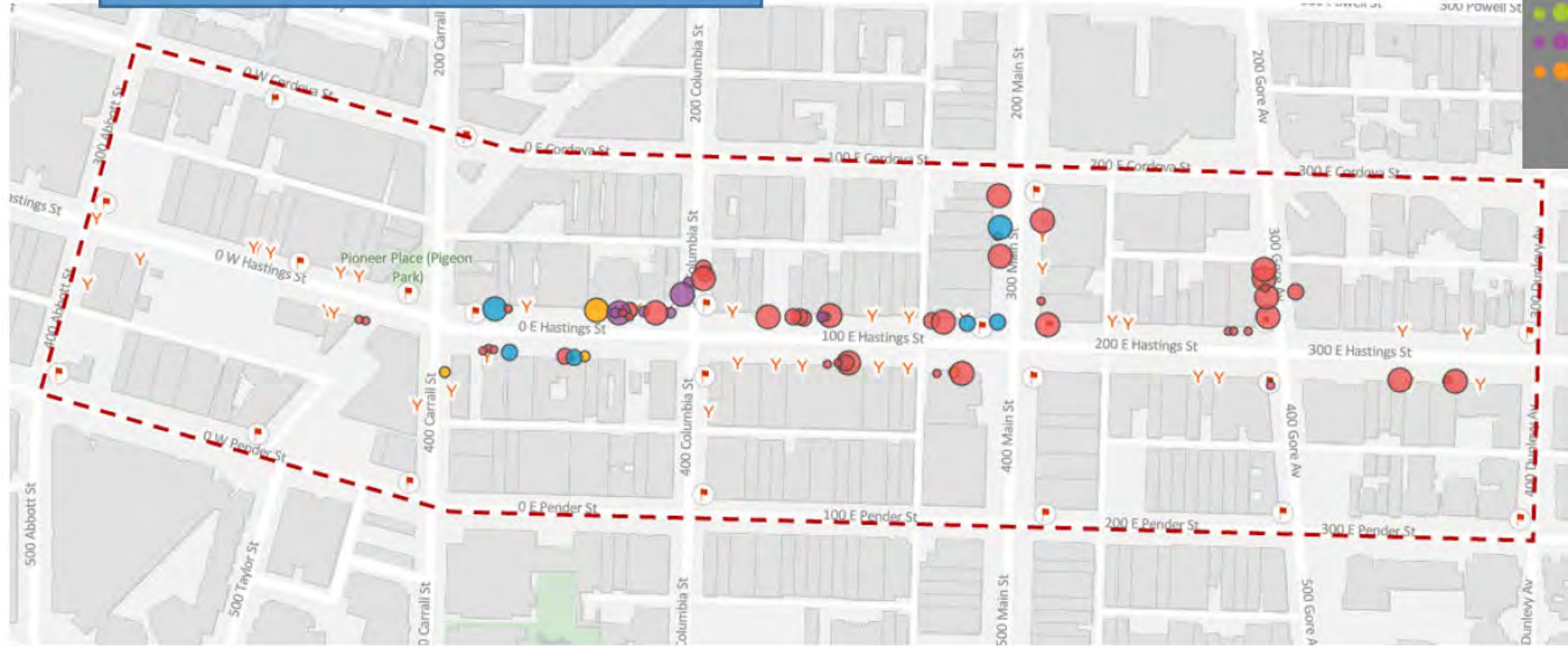
	Structures	People
Andy Livingstone Park	1	0
Crab Park	0	N/A
Oppenheimer Park	0	0
Strathcona Park	0	0
McLean Park	0	1
Pigeon Park	0	0
Other Parks	0	0



# Structures Remaining

Updated Feb 21st, 2023

66



## Map Legend

- Small Medium Large
- Enclosed Tent
- Canopy / Structure
- Vending Only
- Tarp
- Umbrella
- Fire Department Connection
- Fire Hydrant

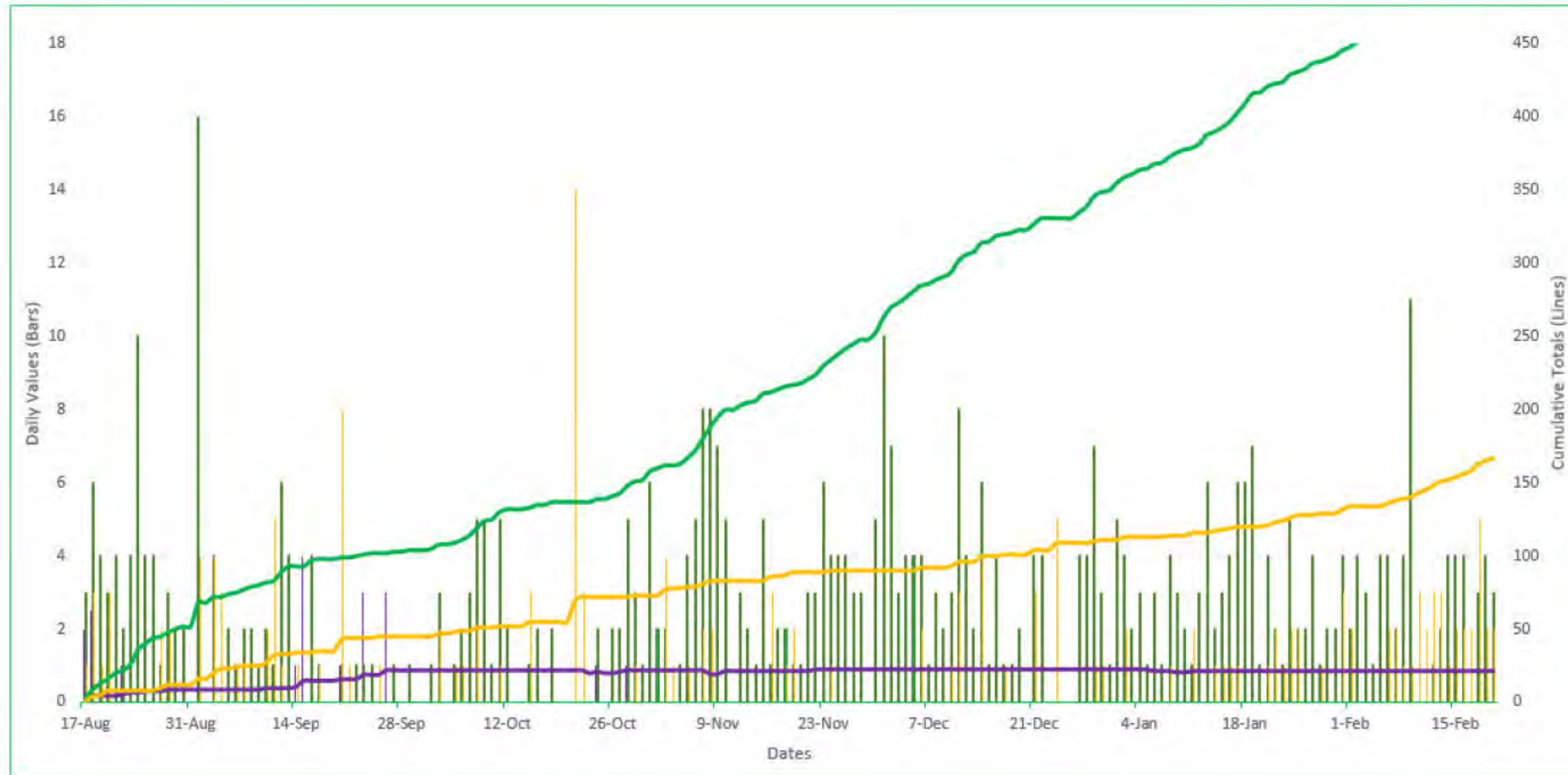
This map shows structures within the operational area as captured by the structures mapping team periodically. The number of structures shown on this map may not match the total of the daily removed/erected structures reported by Engineering crews and shown elsewhere. The periodic snapshot captured by the structures mapping team shown here should be understood as the definitive number of structures remaining.





# Cumulative and Daily Metrics Tracking

Visual representation of deconstructing operations expressed by daily values (left y-axis; bars) and cumulative momentum of progress (right y-axis; trend lines).



*\*Note: The number of priority sites changes frequently as the operation evolves*



## Shelter Beds

Average 12  
Available spaces  
each day

*This data represents the range of shelter spaces available daily. The data will fluctuate as people move in/out of shelters. There are spaces that have been reserved at one shelter for individuals who are currently staying outside on Hastings Street; they are accessed through direct referral from the City's Outreach team. Individuals who are staying in a shelter with reserved beds may stay for a short or long time. Individuals may leave a shelter due to receiving housing, returning to unsheltered homelessness, or many other reasons. There are plans to increase shelter capacity.*

118  
Accepted  
(Aug 17-Feb 20)

*This data represents the total number of people who have been connected to a shelter space. Outreach staff contact the shelter, reserve a bed for individuals, and support individuals with intake at the shelter. Individual stays or length of stay are not tracked by City Outreach staff. While a cumulative number is reported, it does not necessarily reflect the number of people currently staying in shelter as people may leave or transition out of shelter.*

Carnegie Outreach	Feb 14	Feb 15	Feb 16	Feb 17	Feb 18	Feb 19	Feb 20
Accepted offers of shelter	3	2	0	0	N/A	N/A	N/A



# Housing Metrics Snapshot – Current State

	Active	Cumulative	Data current to February 21	Definition of Cumulative is data between July 25th and reporting date
Number of people needing housing/shelter	98	419	Active: The number of individuals in needs of housing/shelter on reporting date.	Cumulative: The number of individuals that have at any point been in need of housing/shelter since July 25. If someone cycles in and out of housing/shelter they are only counted one time.
<b>Allocations:</b> Present housing units available for occupancy	17	Unclear	Active: The current number of housing rooms/units available for occupancy as of the reporting date.	Cumulative: The number of housing rooms/units that have been brought forward to the allocations table since July 25.
<b>Allocations:</b> Unit has been brought to allocation table as ready but is currently in question due to the service provider not able to tenant the unit for a variety of reasons	3	Unclear	Active: Rooms are currently delayed either due to repairs not being completed or other reasons provided by the service provider.	
<b>TOTAL ALLOCATIONS in process. Includes units ready for occupancy and 'units in question'</b>	20	109	Active: The current number of individuals who have been allocated an available room/unit as of reporting date. This number cannot be higher than present rooms/units available as all allocations are tied directly to a unit.	Cumulative: The number of individuals who have been allocated a housing room/unit since the process began July 25th (regardless of outcome).
<i>Allocations waiting for housing provider ROOM READINESS input/interview</i>	1	N/A	Active: Individuals that have been allocated housing room/unit and are waiting to meet the service provider and have a housing interview as of reporting date.	N/A
<i>Allocations waiting for more information on client from Outreach before interview</i>	0	N/A	Active: Individuals that have been allocated a housing room/unit and conducted an interview. Carnegie is providing service provider with more information regarding the client.	N/A
<i>Allocations waiting for client to attend interview</i>	9	N/A	Active: Individuals that have been allocated a room/unit and are currently waiting to have an interview with housing provider	N/A
<i>Interview offers being considered by clients</i>	5	N/A	Active: Individuals that conducted an interview, are considering if they want to move into specific housing room/unit.	N/A
<i>Allocation offers being considered by clients</i>	1	N/A	Active: Individuals who have already had a successful interview and are currently deciding if they want to move into the specific housing room/unit	N/A
<i>Units offers accepted, waiting for room to be ready</i>	4	N/A	Active: The number of clients that accepted a housing room/unit during reporting period, but have NOT moved in yet.	The number of housing rooms/units where a client has accepted and offer, but HAS NOT moved in yet.
	During Reporting Period	Cumulative (Since July 25)	Data during reporting period	Definition of Cumulative is data between July 25th and reporting date
Housing rooms/units offers made to clients by housing provider	6	86	Active: The number of people who have received housing offers from service provider as of the reporting period date	The number of housing rooms/units that have been offered to a client by a housing provider
Housing rooms/units offer rejections (client)	0	15	Active: The number of housing rooms/units that were rejected by a client during reporting period	The number of housing rooms/units that a client has rejected after receiving an offer from a housing provider
Housing rooms/units offers accepted, moved in	6	71	Active: The number of clients that accepted a housing room/unit during reporting period, but have moved in yet.	The number of housing rooms/units where a client has accepted and offer, and client HAS moved in.
Housing room/unit offer rejections resulting in clients needing re-allocation (housing provider or BCH)	0	42	Active: The number of clients that did not obtain housing/ unit at some point during the process during reporting period. Their file will be returned to allocations table.	The number of clients that did not obtain housing/ unit at some point during the process during reporting period. Their file will be returned to allocations table.



## Destructuring

De-construction Metrics	Feb 14	Feb 15	Feb 16	Feb 17	Feb 18	Feb 19	Feb 20	Total (Since Aug 17)
# of priority sites cleared	21/21	21/21	21/21	21/21	21/21	21/21	21/21	21/21
# of tents and structures taken down	4	4	4	0	3	4	3	506
# of new tents and structures on Hastings between Abbott and Gore	1	2	2	2	5	2	2	167
Tonnage of material removed (kg)	2350	3160	2320	3860	5010	4170	4140	574,620 kg
# propane tanks removed	10	19	8	13	10	10	7	1,404
# of Evelyne Saller meal tickets distributed by ENG teams	1	5	1	4	0	3	0	955
# of carts distributed by Sanitation	2	0	0	0	0	0	0	372
# of Operations Workers (i.e. ops workers, drivers, etc.) deployed for Urban Issues by ENG (may include areas outside Hastings operational area)	9	8	9	9	11	8	6	N/A
# of Supervisors deployed in-field by ENG (i.e. sub-foreman)	4	5	6	6	4	5	2	N/A
# of Managers deployed in-field by ENG (i.e. exempt)	1	1	1	1	1	1	1	N/A
# of VFRS Inspectors deployed	2	3	3	3	3	0	0	N/A



## Monitoring Parks

	New Sheltering In DTES Parks (Weekly)															
	Andy Livingstone Park		Crab Park		Oppenheimer Park		Strathcona Park		McLean Park		Pigeon Park		Other parks		Total	
Date	Structures	People	Structures	People	Structures	People	Structures	People	Structures	People	Structures	People	Structures	People	Structures	People
Nov 28	0	0	15	N/A	0	0	0	0	0	0	0	0	0	0	15	0
Dec 5	0	1	16	N/A	0	0	0	0	0	0	0	1	1	0	17	2
Dec 12	0	1	13	N/A	0	0	0	0	0	0	0	0	0	0	13	1
Dec 19	0	1	15	N/A	0	0	0	0	0	0	0	0	1	0	16	0
Dec 26	0	1	7	N/A	1	0	0	0	0	0	0	1	0	0	8	2
Jan 2	0	1	12	N/A	0	0	0	0	0	0	1	0	0	0	13	1
Jan 9	0	0	10	N/A	0	0	0	0	0	0	0	0	0	0	10	0
Jan 16	0	0	7	N/A	0	0	0	0	0	0	0	0	1	0	8	0
Jan 23	1	1	0	N/A	1	0	1	0	0	0	1	0	1	0	5	0
Jan 30	0	0	0	N/A	0	0	0	0	1	0	1	0	0	0	2	0
Feb 6	0	0	0	N/A	0	0	0	0	0	0	2	0	0	3	2	3
Feb 13	2	6	0	N/A	1	0	0	0	0	1	1	0	2	3	6	10
Feb 20	1	0	0	N/A	0	0	0	0	0	1	0	0	0	0	1	1



Support type	Location	Status
Outreach operations	N/A	Operational
Storage in partnership with the Aboriginal Front Door Society	390 Main	Operational
Storage in partnership with Atira	101 Cordova	Operational
Short term storage in partnership with PHS	27 W Hastings	Pending
Long term storage (CoV)	987 Cordova	Operational
Drop in space	320 Alexander	Pending
Automated Public Toilet (APT)	Pigeon Park	Operational
Kiosk for APT	Pigeon Park	Operational
Mobile Washroom Trailer	Gore & Hastings	Delayed



End of document



# Situation Report

<b>Event Name</b>	<b>Hastings De-Structuring</b>
<b>Date</b>	February 28, 2023 (Week 21)
<b>Time</b>	23:00
<b>Reporting Period</b>	February 21 – February 27
<b>EOC Activation Level</b>	N/A
<b>EMBC Task #</b>	N/A
<b>Reviewed By</b>	Dustin Lupick, Social Planner
<b>Authorized by</b>	Bruk Melles, Director, Homelessness Services

***This document may be distributed within your municipality or agency***

This document may not be distributed outside of your agency.

<b>ACCS CONTACT INFO</b>	<b>Email: <a href="mailto:bruk.melles@vancouver.ca">bruk.melles@vancouver.ca</a></b>
--------------------------	--



- **Sanitation**
- Impoundments
  - February 22nd: 65-69 E Hastings (NS)
    - One (1) impounds (belongings were taken into temporary storage)
    - Five (5) structures and tents taken down
    - Other structures removed/left voluntarily; did not require violation notice
    - Multiple media sources and advocates were present for this removal which heavily affected the success of this day
    - Will need to return to this block as structures remain
  - February 24th: 2-50 E Hastings (SS)
    - Zero (0) impounds (belongings were taken into temporary storage)
    - Media and advocates present, wrapped up removal earlier than expected
    - Will need to return to this block as structures still remain
  - Removal notifications provided to
    - 200 block E Hastings (NS)
    - 300 block Gore (both sides)
  - As of February 28th, there are **64** structures remaining along Hastings St.
  - Average **2,495 kg** material removed per day
  - The public realm cleaning initiative RFP has been awarded to Mission Possible. Additional cleaning on Hastings is expected to begin the week of March 13<sup>th</sup>
- **Parks:**
  - 42 Tents in North Area of Crab Park, no tents in the south area. No tents or sleepers identified in other DTES parks



- VFRS:**

- 24 Outdoor fires along and around Hastings Street encampment responded to by Strathcona and DTES Fire Halls between February 21st- 27th

VFRS Metrics	Feb 21	Feb 22	Feb 23	Feb 24	Feb 25	Feb 26	Feb 27
# of outdoor fires responded to by Fire Halls 1: Strathcona, and #2: DTES	2	4	5	4	4	1	4

Note: There were 3 additional fires responded to by FH 8: Yaletown in and around the downtown south area

- ACCS:**

- Three individuals housed during reporting period; four additional individuals accepted offers of shelter during reporting period
- Currently 22 active allocations
- On Feb 23 and Feb 24th there were no shelter spaces available. Outreach offered directions to warming centres

- VCH:**

- VCH to provide outreach metrics bi-weekly regarding the number of clients seen during health walks.
- As reporting is for multiple days, the data presented does not indicate unique individuals.

VCH Metrics	
Outreach Days	Feb 13, Feb 16, Feb 23
Number of Connections	215
Number of referrals to teams	17
Number of direct clinical care provided	13



- Specific shelters are holding beds for individuals from Hastings and Crab Park through a direct referral process.
- Process: BC Housing connects with shelter providers daily and informs the City Outreach Team where there are bed vacancies. If outreach identifies individuals for vacant beds, they will notify BC Housing and contact shelter provider to access the bed.
- In addition to the 20 beds at 875 Terminal, there are six additional sites that are holding beds specifically for Hastings and Crab Park, as outlined below:

Provider	Shelter	Beds Available	Beds held until
<b>PHS</b>	New Fountain Shelter	As available	10 PM
<b>CBG</b>	1 <sup>st</sup> Ave	As available	3 PM
<b>CBG</b>	Metson	As available	3 PM
<b>CBG</b>	Hornby	As available	3 PM
<b>First United</b>	First United (Women's side)	As available	3PM
<b>VAFCS</b>	1660 E. Hastings	30 beds	2 PM
<b>Lu'ma Native Housing Society</b>	Klahowya Tillicum Lalum	20 beds	n/a



## Weekly Metric (February 21 - 27)

### Destructuring

21/21

# of priority sites cleared

Feb 21-27

Total (Since Aug 17)

15

521

# of tents and structures taken down

5

172

# of new tents and structures on Hastings (b/w Abbott & Gore)

Net amount of structures taken down / appearing each day



### Structures and people in parks

	For Feb 27	
	Structures	People
Andy Livingstone Park	0	0
Crab Park	0	N/A
Oppenheimer Park	0	0
Strathcona Park	0	0
McLean Park	0	0
Pigeon Park	0	0
Other Parks	0	0