

Filename: \\volans\architect\21405\Boulevard\Architect\Drawings\Current\Architect\Perspectives\Large Photos - Westside\21405_11-15-18-08-AM

Revisions / Issues:			
No.	Date	Description	
01	May 25, 2018	Issued for DE	
02	Aug 13, 2020	Re-Issued for DE	

FRANCL
ARCHITECTURE

Title **CASSIS RESIDENCES**
2103 WEST BROADWAY
VANCOUVER
Scale NTS Date Aug 13, 2020

Project #: 21405 Plaza View From Intersection
Sheet No **A007**





Filename: \\volans\architect\21408\Basis\Architect\Drawings\Current\Amenity\Perspectives\Amenity Photos - Wednesday, August 12, 2020 11:28:20 AM

Revisions / Issues:			
No.	Date	Description	
01	May 25, 2018	Issued for DE	
02	Aug 13, 2020	Re-Issued for DE	

Title **CASSIS RESIDENCES**
2103 WEST BROADWAY
VANCOUVER
Scale NTS Date Aug 13, 2020

Project #: 21405 Rooftop Amenity
Sheet No **A008**



Filename: \\Volume2\Arch\21405\Exterior\Aerials\Current\Aerials\Perspectives\Aerial\Photos - Westside\21405_11-18-18_Aerial



Revisions / Issues:			
No.	Date	Description	
01	May 25, 2018	Issued for DE	
02	Aug 13, 2020	Re-Issued for DE	

Title **CASSIS RESIDENCES**
2103 WEST BROADWAY
VANCOUVER
Scale NTS Date Aug 13, 2020

Project #: 21405 Level 2 Outdoor Amenity
Sheet No **A009**




Filename: \\nautilus\architect\21405_Boston\Architect\Drawings\Current\Architectural\Perspectives\Architectural_Perspective_August_13_2020_113446.dwg



Revisions / Issues:			
No.	Date	Description	
01	May 25, 2018	Issued for DE	
02	Aug 13, 2020	Re-issued for DE	

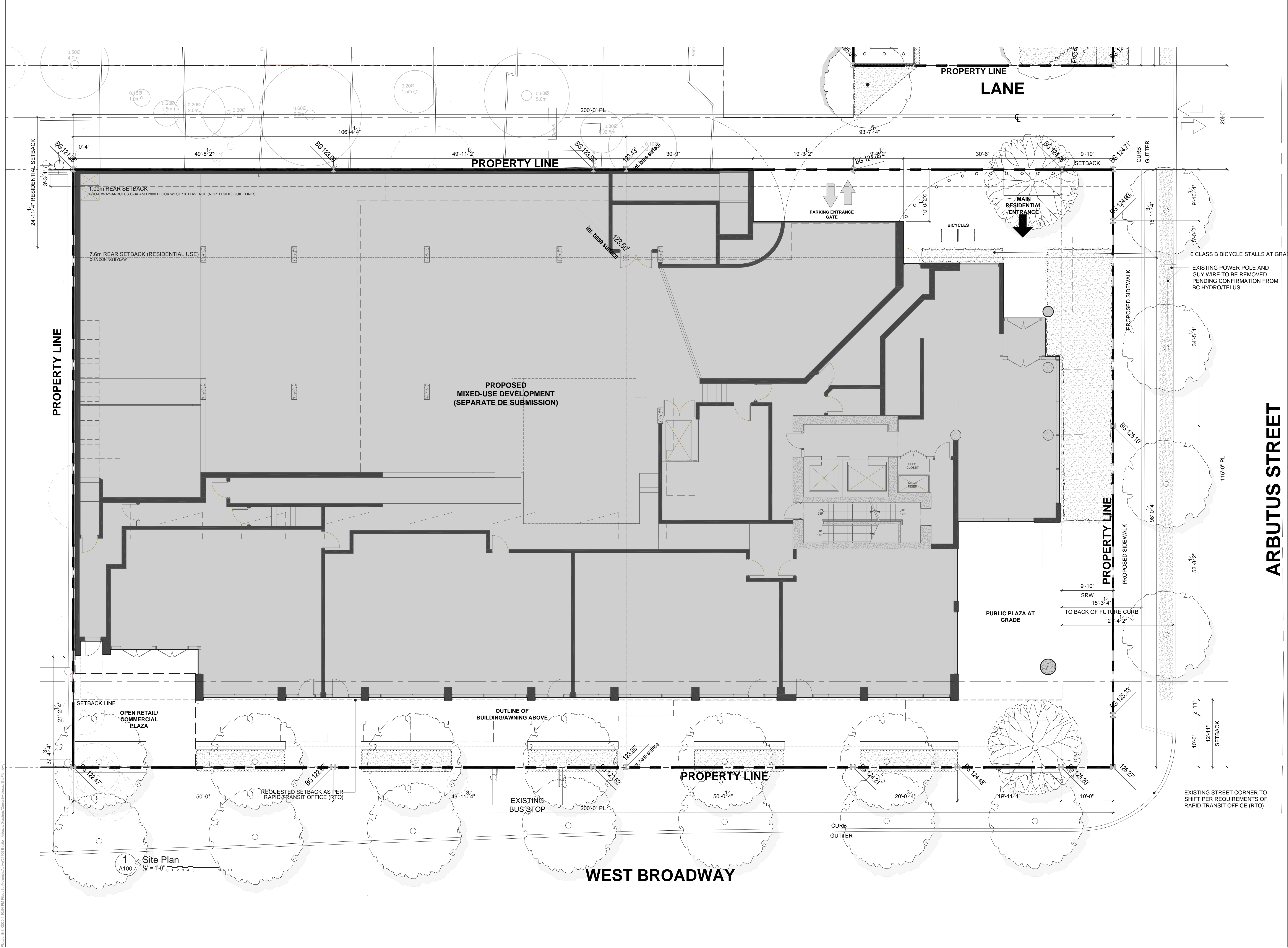
Title	CASSIS RESIDENCES 2103 WEST BROADWAY VANCOUVER			Project #	21405	Corner Plaza South
Scale	NTS	Date	Aug 13, 2020	Sheet No	A010	







Filename: \\VolumeArchitect\21405-Business-Architect\Drawings\Current\Architect\Perspectives\Large\Plotted - Wednesday, August 12, 2020 11:55:00 AM



Consultants
Notes:



ARBUTUS STREET

02	Aug 13, 2020	Re-issued for DE
01	May 28, 2018	Issued for DE

No.	Date	Description
Revisions / Issues:		

Project Title:
CASSIS RESIDENCES
2103 WEST BROADWAY
VANCOUVER

Sheet Title:
Site Plan

This drawing as an instrument of service is the property of Walter Francl Architect Inc. and may not be reproduced without the firm's permission. All information shown on the drawing is for the use in this specific project only and shall not be used otherwise without written permission from this office. Contractors shall verify and be responsible for all dimensions on the job and this office shall be informed of any discrepancies and variations shown on this drawing. Do not scale drawings.

Drawn By: DD
Reviewed by:
Date: Aug 13, 2020
Plot Date: 8/11/2020
Graphic Scale

Scale:
1/8" = 1'-0"
Project No.: 21405
Drawing No.: **A100**

Consultants

Notes:



02	Aug 13, 2020	Re-Issued for DE
01	May 28, 2019	Issued for DE
No.	Date	Description

Revisions / Issues:

Project Title:

CASSIS RESIDENCES

2103 WEST BROADWAY
VANCOUVER

Sheet Title:

Floor Plan
Parking Level 2

This drawing as an instrument of service is the property of Walter Franccl Architect Inc. and may not be reproduced without the firm's permission. All information shown on the drawing is for the use in this specific project only and shall not be used otherwise without written permission from this office. Contractors shall verify and be responsible for all dimensions on the job and this office shall be informed of any discrepancies and variations shown on this drawing. Do not scale drawings.

Drawn By: DD

Reviewed by:

Date: Aug 13, 2020
Plot Date: 8/10/2020

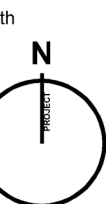
Graphic Scale

Scale:

1/8" = 1'-0"

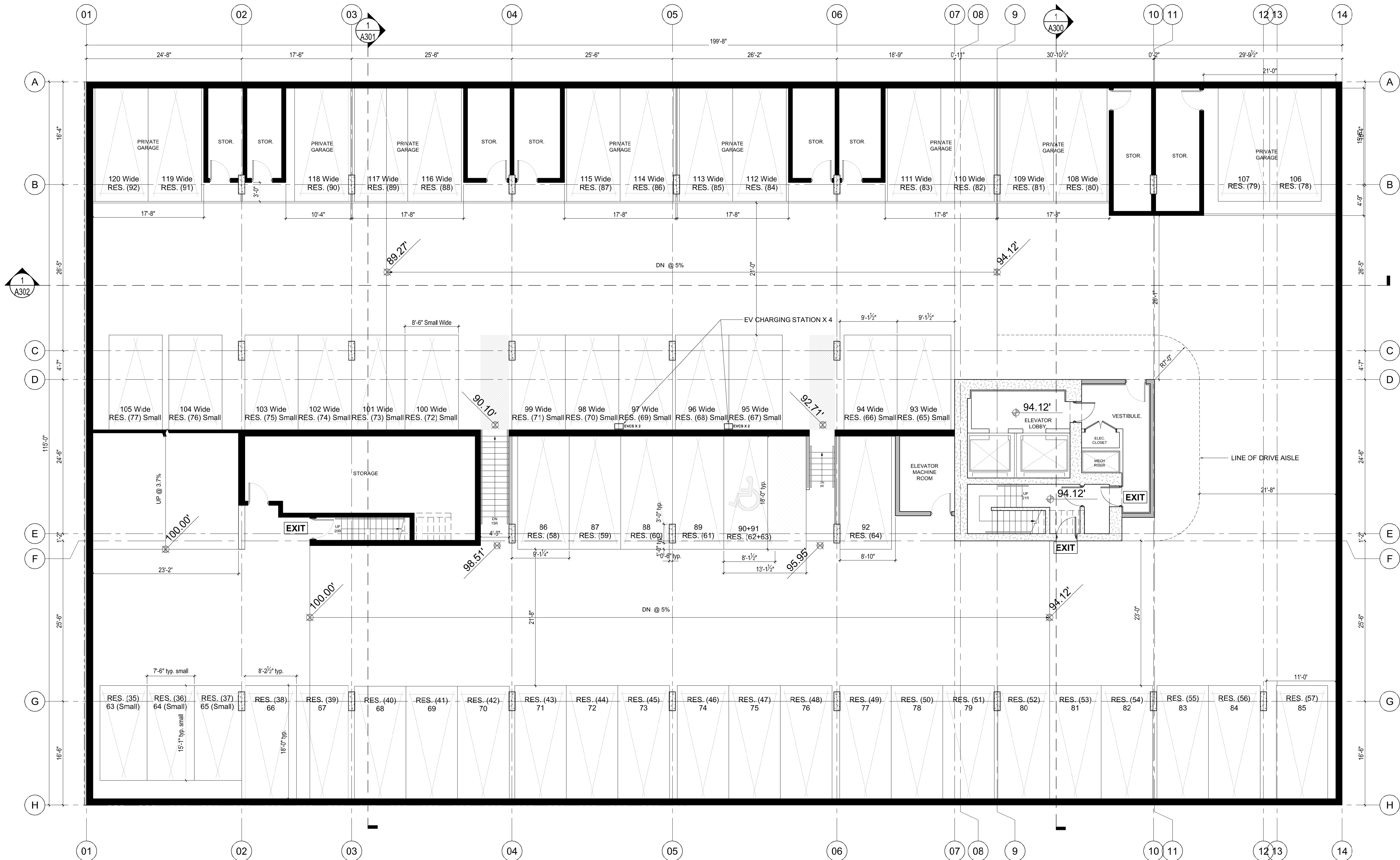
Project No.: 21405

Project North



Drawing No.

A101



1 Floor Plan: Parking Level 2
A101 1/8" = 1'-0"
0 1 2 3 4 5 10 FEET

Consultants

Notes:



02	Aug 13, 2020	Re-Issued for DE
01	May 28, 2019	Issued for DE
No.	Date	Description

Revisions / Issues:

Project Title:

CASSIS RESIDENCES

2103 WEST BROADWAY
VANCOUVER

Sheet Title:

Floor Plan
Parking Level 1

This drawing as an instrument of service is the property of Walter Francl Architect Inc. and may not be reproduced without the firm's permission. All information shown on the drawing is for the use in this specific project only and shall not be used otherwise without written permission from this office. Contractors shall verify and be responsible for all dimensions on the job and this office shall be informed of any discrepancies and variations shown on this drawing. Do not scale drawings.

Drawn By: DD

Reviewed by:

Date: Aug 13, 2020
Plot Date: 8/10/2020

Graphic Scale

Scale:

1/8" = 1'-0"

Project No.:

21405

Drawing No.

A102

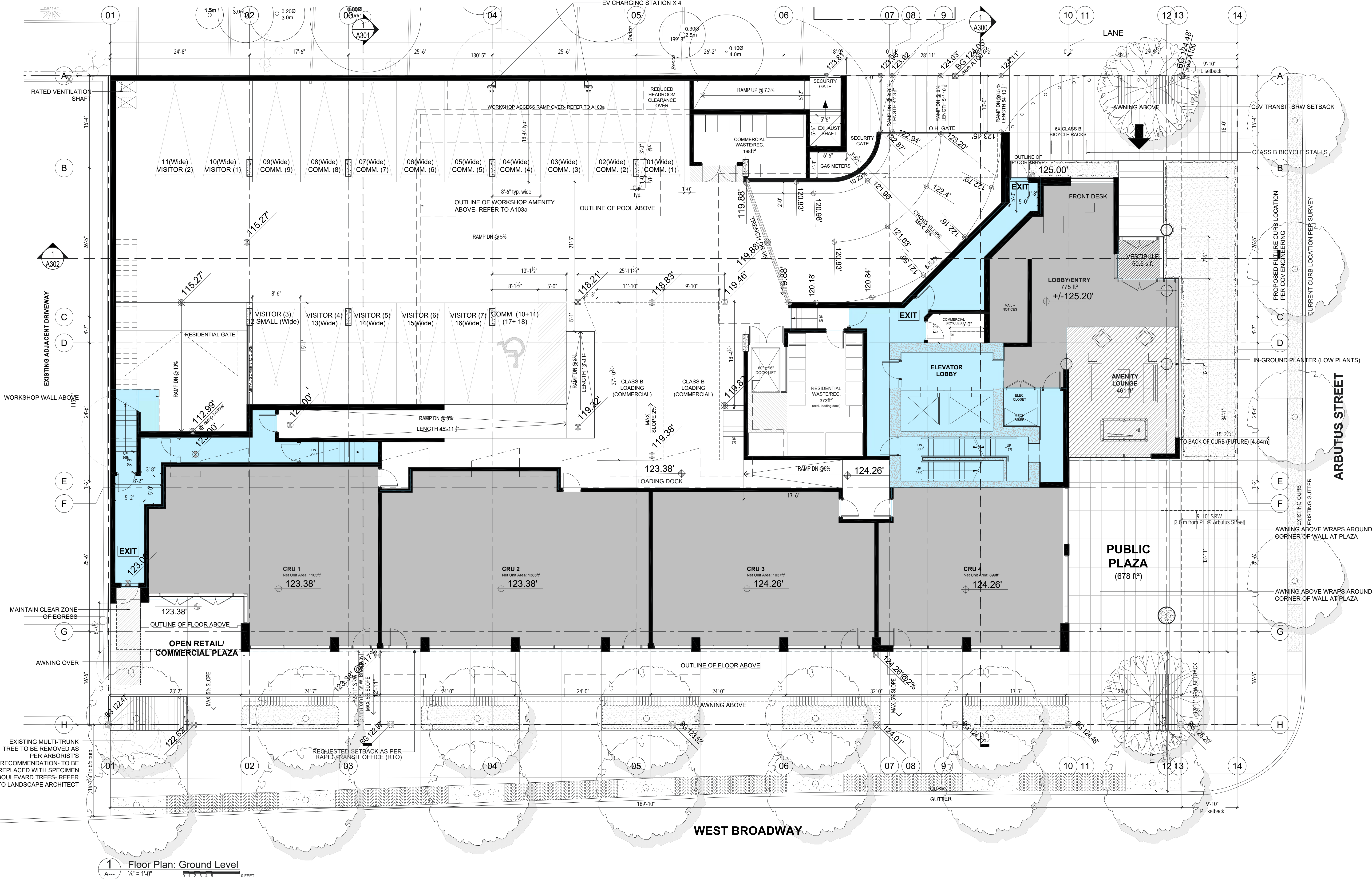


1 Floor Plan: Parking Level 1
1/8" = 1'-0"
0 1 2 3 4 5 10 FEET

Main Facility Residential									
Units	Container Choice	A	B	C (A+B)	D	E (C+D)	F	G	H (F+G)
Garage	3 Yard Bin	19	55	4.187	2.356	2	1.00	2.35	8.13
Recycling Glass	260L Cart	19	2.1	1.96	2.00	1	0.00	2.00	3.96
Recycling Mixed Paper	260L Cart	19	1.5	1.35	2.00	4	0.00	2.00	8.87
Recycling Cardboard	3 Yard Bin	19	27.5	2.173	2.00	1	1.00	2.00	5.82
Recycling Mixed Containers	260L Cart	19	18.5	1.480	2.00	4	0.00	2.00	5.78
Compostables	260L Cart	19	1.4	1.35	2.00	4	0.00	2.00	8.87
Total									36.10
Notes									13.17

Commercial									
Units	Container Choice	A	B	C (A+B)	D	E (C+D)	F	G	H (F+G)
Garage	3 Yard Bin	442	442	2.25	2.25	2	1.00	2.25	8.75
Recycling Mixed Paper	260L Cart	442	1.5	1.35	2.00	2	0.00	2.00	8.88
Recycling Glass	260L Cart	442	0.000	0.00	2.00	1	0.00	2.00	3.96
Recycling Cardboard	3 Yard Bin	442	2.3	1.517	2.00	1	1.00	2.00	4.48
Recycling Mixed Containers	260L Cart	442	0.00	0.00	2.00	2	0.00	2.00	4.48
Compostables	260L Cart	442	0	0	2.00	2	0.00	2.00	8.88
Total									33.91
Notes									10.11

REQUIRED WASTE/RECYCLING FACILITY AREAS



Consultants:
Notes:



02	Aug 13, 2020	Re-issued for DE
01	May 25, 2018	Issued for DE
No.	Date	Description

Revisions / Issues:

Project Title:

CASSIS RESIDENCES

2103 WEST BROADWAY

VANCOUVER

Sheet Title:

Ground Level Floor Plan

This drawing as an instrument of service is the property of Walter Francl Architect Inc. and may not be reproduced without the firm's permission. All information shown on the drawing is for the use in this specific project only and shall not be used otherwise without written permission from this office. Contractors shall verify and be responsible for all dimensions on the job and this office shall be informed of any discrepancies and variations shown on this drawing. Do not scale drawings.

Drawn By: DD

Reviewed by:

Date: Aug 13, 2020

Plot Date: 8/10/2020

Graphic Scale

Scale:

1/8" = 1'-0"

Project No.: 21405

Drawing No.

A103

Divisions / Issues:

2103 WEST BROADWAY
VANCOUVER

Sheet Title:

Floor Plan
Level 2

This drawing as an instrument of service is the property of Walter Randall Architect Inc. and may not be reproduced without the firm's permission. All information shown on the drawing is for the use in this specific project only and shall not be used otherwise without written permission from this office. Contractors shall verify and be responsible for all dimensions on the job and this office shall be informed of any discrepancies and variations shown on this drawing. Do not scale drawings.

Drawn By: DD

Reviewed by:

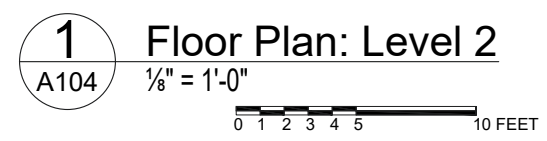
Print Date: 8/10/2020

Graphic Scale

Scale:
1/8" = 1'-0"

Project No.: 21405

A104



Consultants:
Notes:



02	Aug 13, 2020	Re-issued for DE
01	May 25, 2018	Issued for DE
No.	Date	Description

Revisions / Issues:

Project Title:

CASSIS RESIDENCES

2103 WEST BROADWAY
VANCOUVER

Sheet Title:

**Floor Plan
Level 3**

This drawing as an instrument of service is the property of Walter Francil Architect Inc. and may not be reproduced without the firm's permission. All information shown on the drawing is for the use in this specific project only and shall not be used otherwise without written permission from this office. Contractors shall verify and be responsible for all dimensions on the job and this office shall be informed of any discrepancies and variations shown on this drawing. Do not scale drawings.

Drawn By: DD

Reviewed by:

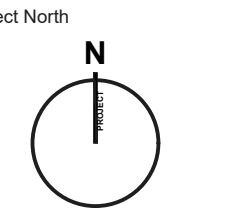
Date: Aug 13, 2020

Plot Date: 8/10/2020

Graphic Scale

Scale:
1/8" = 1'-0"

Project No.: 21405



A105

Consultants
Notes:



02	Aug 13, 2020	Re-issued for DE
01	May 25, 2018	Issued for DE
No.	Date	Description

Revisions / Issues:

Project Title:

CASSIS RESIDENCES

2103 WEST BROADWAY
VANCOUVER

Sheet Title:

**Floor Plan
Levels 4**

This drawing as an instrument of service is the property of Walter Francil Architect Inc. and may not be reproduced without the firm's permission. All information shown on the drawing is for the use in this specific project only and shall not be used otherwise without written permission from this office. Contractors shall verify and be responsible for all dimensions on the job and this office shall be informed of any discrepancies and variations shown on this drawing. Do not scale drawings.

Drawn By: DD

Reviewed by:

Date: Aug 13, 2020

Plot Date: 8/10/2020

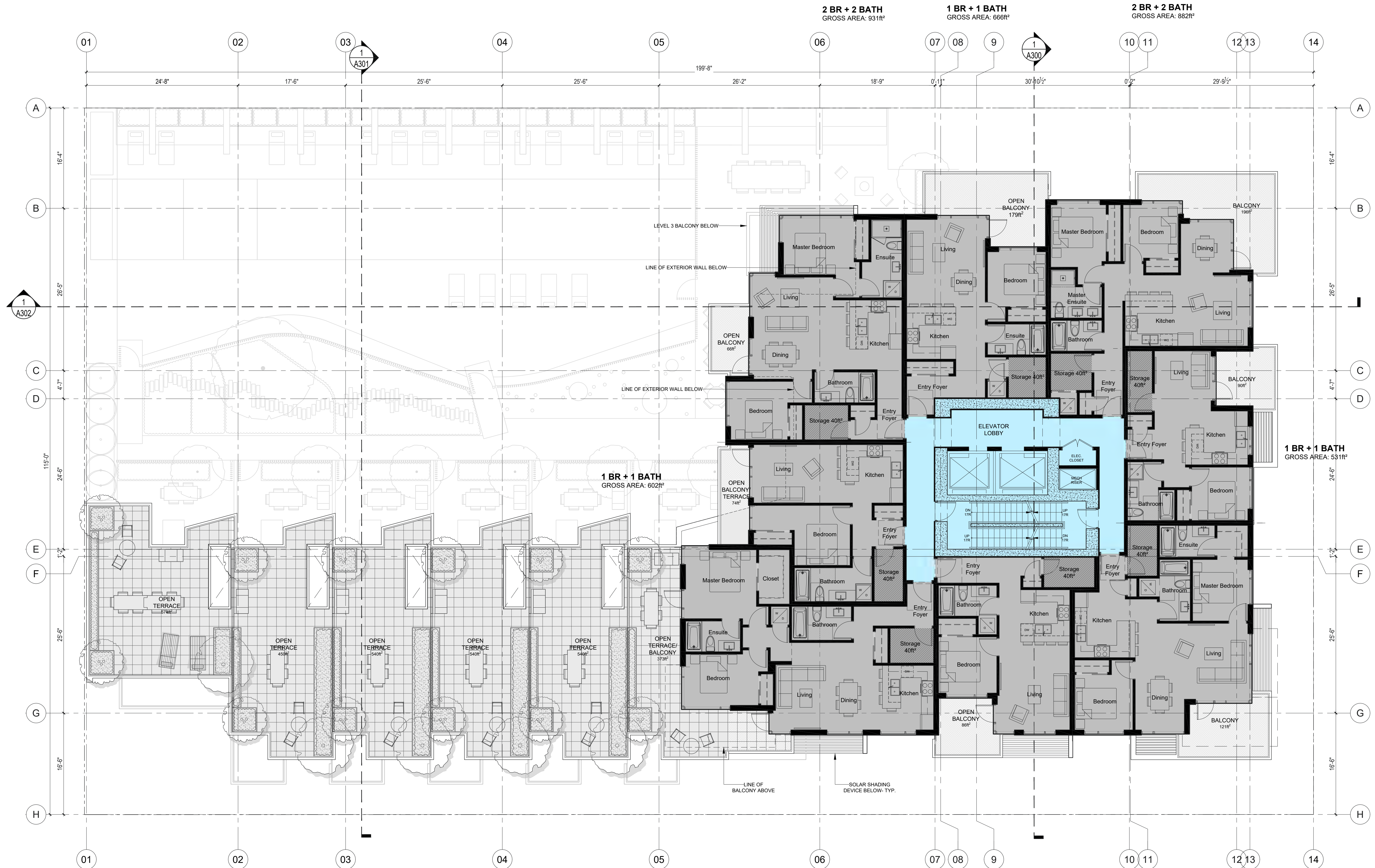
Graphic Scale

Scale:

1/8" = 1'-0"

Project No.: 21405

A106



1 Floor Plan: Level 4
A106 1/8" = 1'-0" 0 1 2 3 4 5 10 FEET

Consultants
Notes:



02	Aug 13, 2020	Re-issued for DE
01	May 25, 2018	Issued for DE
No.	Date	Description

Revisions / Issues:

Project Title:

CASSIS RESIDENCES

2103 WEST BROADWAY
VANCOUVER

Sheet Title:

Floor Plan
Level 5

This drawing as an instrument of service is the property of Walter Frand Architect Inc. and may not be reproduced without the firm's permission. All information shown on the drawing is for the use in this specific project only and shall not be used otherwise without written permission from this office. Contractors shall verify and be responsible for all dimensions on the job and this office shall be informed of any discrepancies and variations shown on this drawing. Do not scale drawings.

Drawn By: DD

Reviewed by:

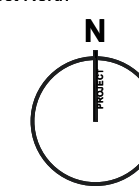
Date: Aug 13, 2020
Plot Date: 8/10/2020

Graphic Scale

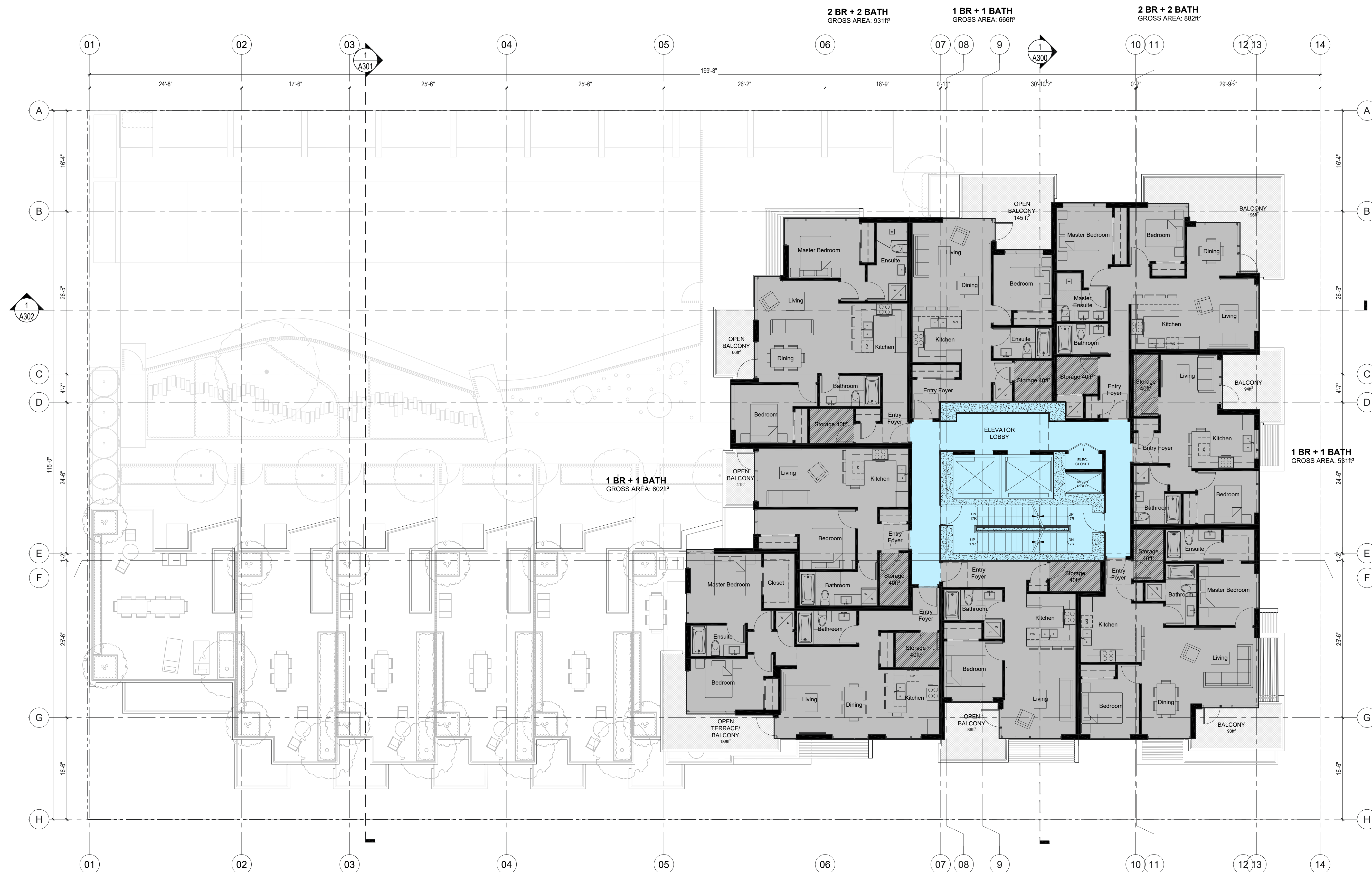
Scale:
1/8" = 1'-0"

Project No.: 21405

Project North



A107



1 Floor Plan: Level 5
1/8" = 1'-0" 0 1 2 3 4 5 10 FEET

Consultants
Notes:



02	Aug 13, 2020	Re-issued for DE
01	May 25, 2018	Issued for DE
No.	Date	Description

Revisions / Issues:

Project Title:

CASSIS RESIDENCES

2103 WEST BROADWAY
VANCOUVER

Sheet Title:

Floor Plan
Level 6

This drawing as an instrument of service is the property of Walter Francl Architect Inc. and may not be reproduced without the firm's permission. All information shown on the drawing is for the use in this specific project only and shall not be used otherwise without written permission from this office. Contractors shall verify and be responsible for all dimensions on the job and this office shall be informed of any discrepancies and variations shown on this drawing. Do not scale drawings.

Drawn By: DD

Reviewed by:

Date: Aug 13, 2020

Plot Date: 8/10/2020

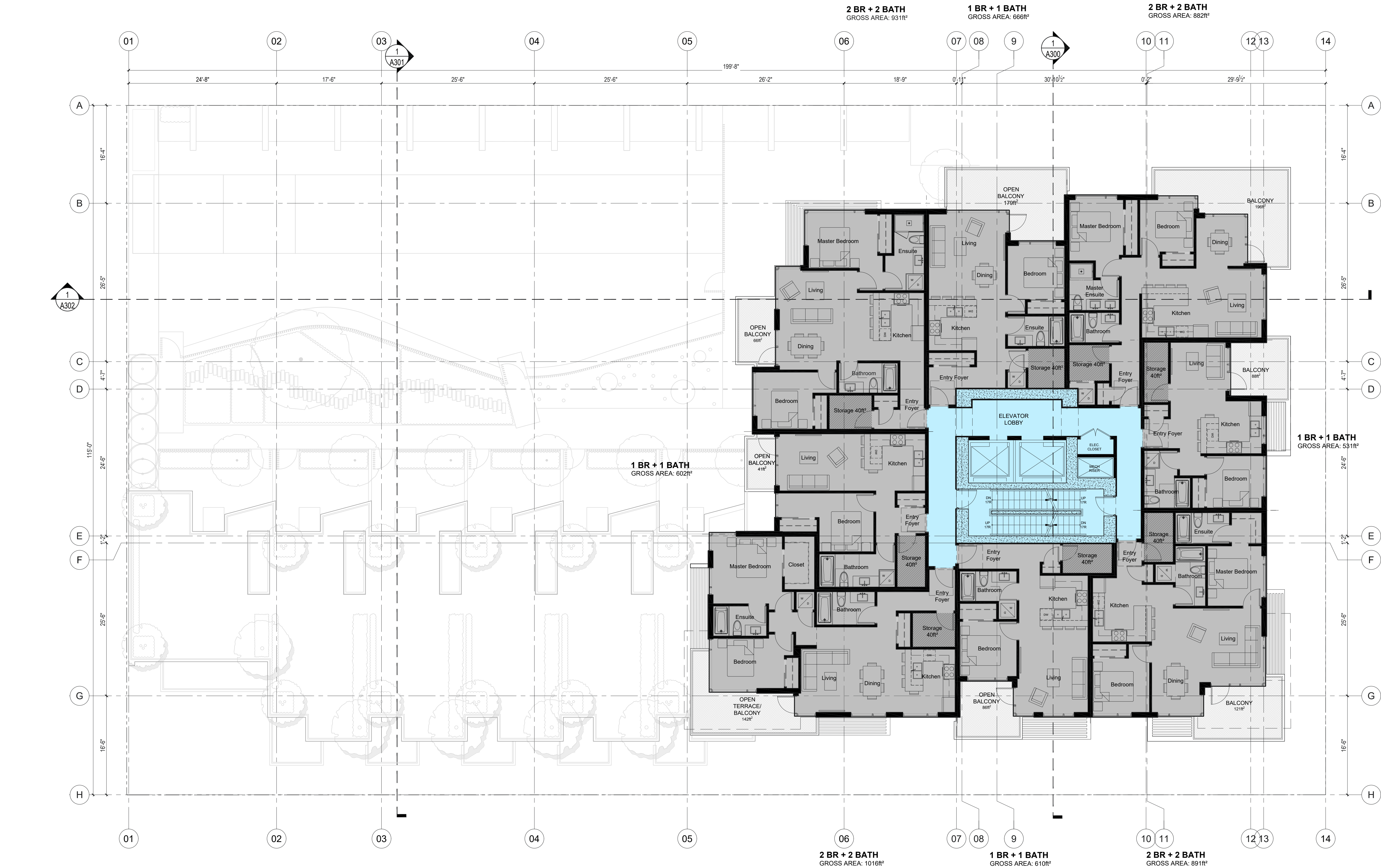
Graphic Scale

Scale:
1/8" = 1'-0"

Project No.: 21405

Drawing No.

A108



1 Floor Plan: Level 6
A108 1/4" = 1'-0" 0 1 2 3 4 5 10 FEET

Consultants
Notes:



02	Aug 13, 2020	Re-issued for DE
01	May 25, 2018	Issued for DE
No.	Date	Description

Revisions / Issues:

Project Title:

CASSIS RESIDENCES

2103 WEST BROADWAY
VANCOUVER

Sheet Title:

Floor Plan
Level 7

This drawing as an instrument of service is the property of Walter Franccl Architect Inc. and may not be reproduced without the firm's permission. All information shown on the drawing is for the use in this specific project only and shall not be used otherwise without written permission from this office. Contractors shall verify and be responsible for all dimensions on the job and this office shall be informed of any discrepancies and variations shown on this drawing. Do not scale drawings.

Drawn By: DD

Reviewed by:

Date: Aug 13, 2020

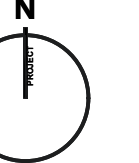
Plot Date: 8/10/2020

Graphic Scale

Scale:
1/8" = 1'-0"

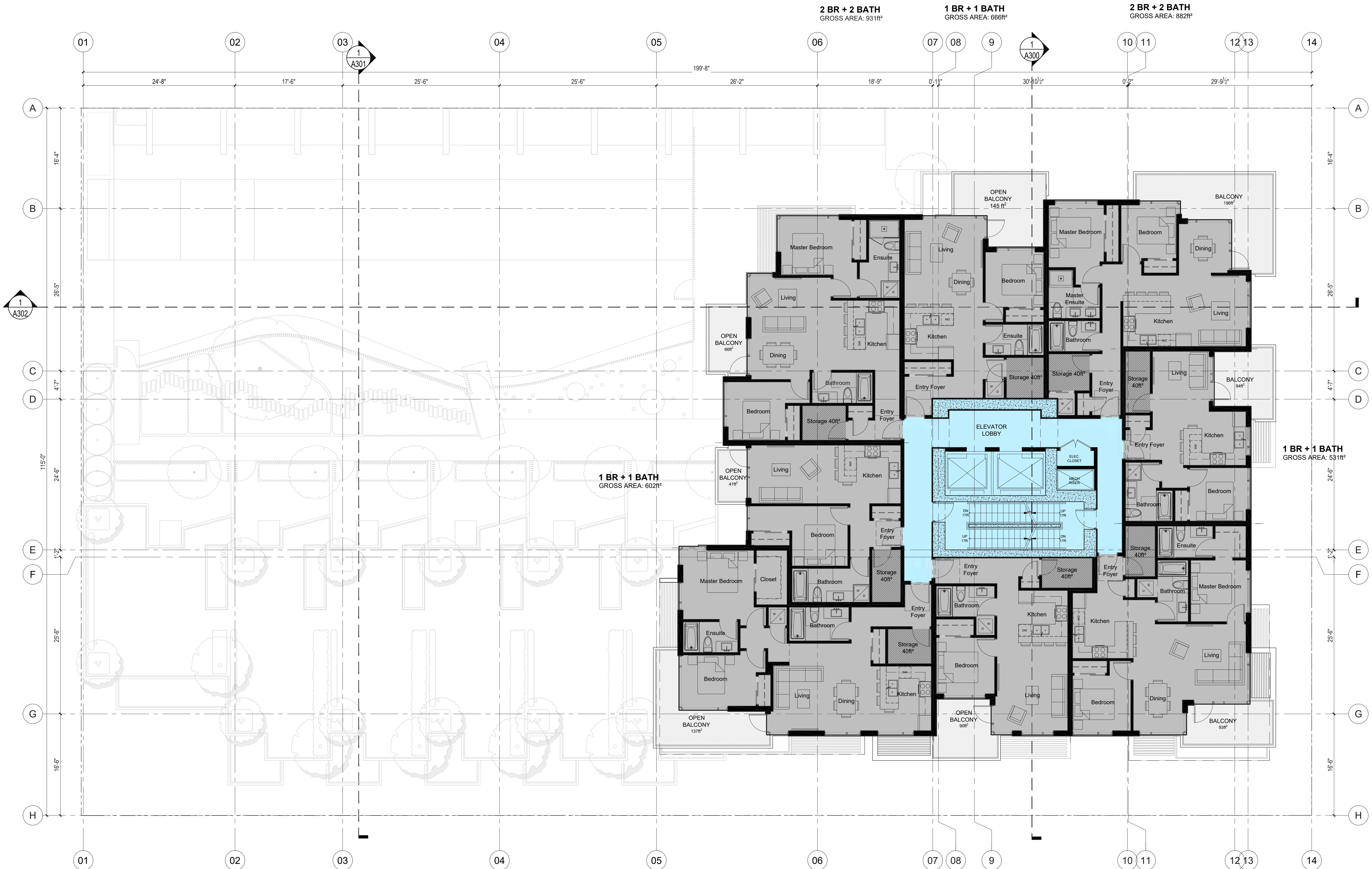
Project No.: 21405

Project North



Drawing No.

A109



1 Floor Plan: Level 7
1/8" = 1'-0" 0 1 2 3 4 5 10 FEET

Consultants
Notes:



02	Aug 13, 2020	Re-issued for DE
01	May 25, 2018	Issued for DE
No.	Date	Description

Revisions / Issues:

Project Title:

CASSIS RESIDENCES

2103 WEST BROADWAY
VANCOUVER

Sheet Title:

Floor Plan
Level 8

This drawing as an instrument of service is the property of Walter Francl Architect Inc. and may not be reproduced without the firm's permission. All information shown on the drawing is for the use in this specific project only and shall not be used otherwise without written permission from this office. Contractors shall verify and be responsible for all dimensions on the job and this office shall be informed of any discrepancies and variations shown on this drawing. Do not scale drawings.

Drawn By: DD

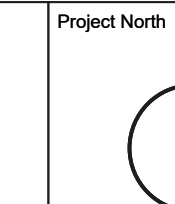
Reviewed by:

Date: Aug 13, 2020
Plot Date: 8/10/2020

Graphic Scale

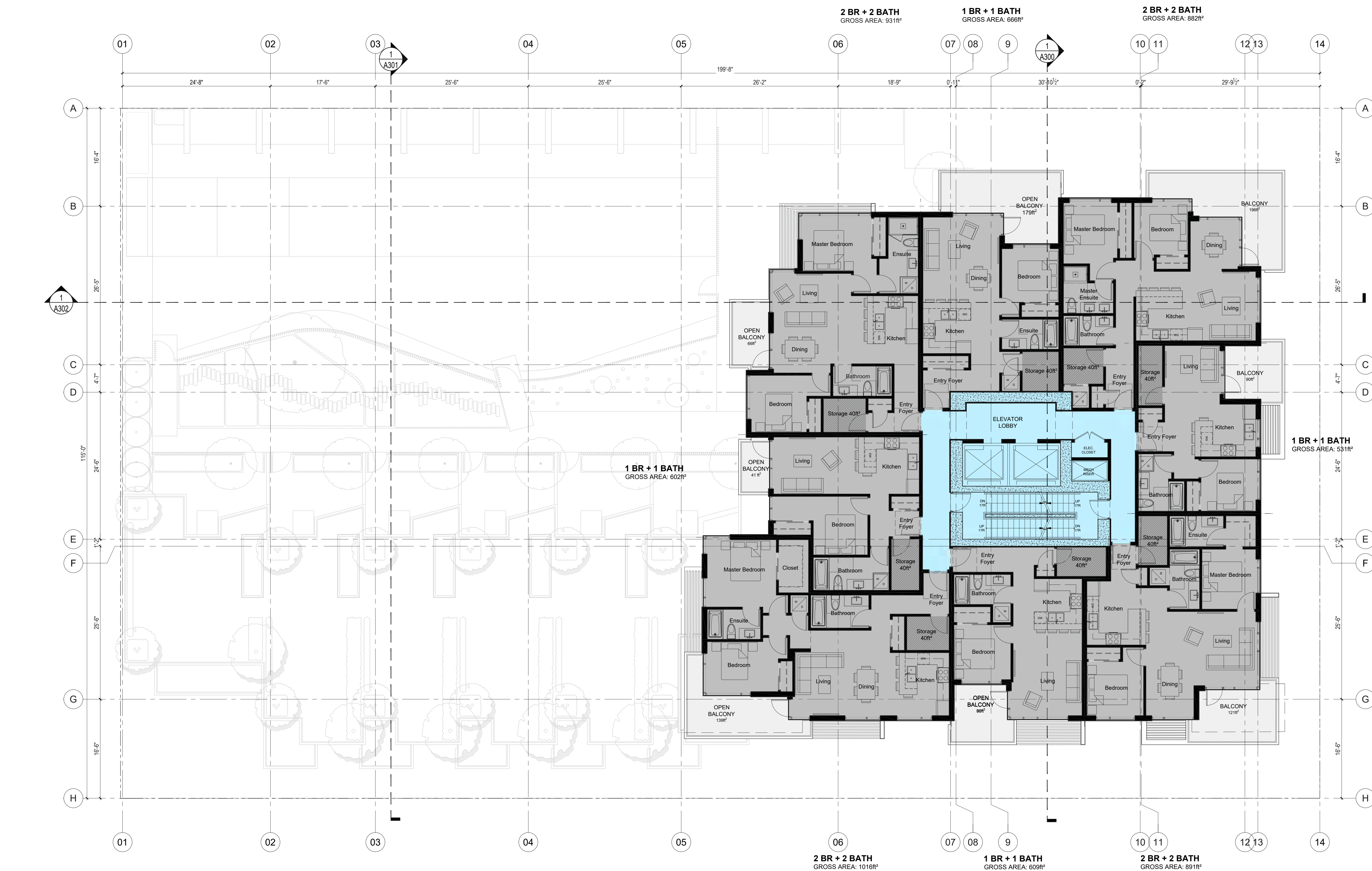
Scale:
1/8" = 1'-0"

Project No.: 21405



Drawing No.

A110



1 Floor Plan: Level 8
A110 1/8" = 1'-0" 0 1 2 3 4 5 10 FEET

Consultants
Notes:



02	Aug 13, 2020	Re-issued for DE
01	May 25, 2018	Issued for DE
No.	Date	Description

Revisions / Issues:

Project Title:

CASSIS RESIDENCES

2103 WEST BROADWAY
VANCOUVER

Sheet Title:

Floor Plan
Level 9

This drawing as an instrument of service is the property of Walter Francl Architect Inc. and may not be reproduced without the firm's permission. All information shown on the drawing is for the use in this specific project only and shall not be used otherwise without written permission from this office. Contractors shall verify and be responsible for all dimensions on the job and this office shall be informed of any discrepancies and variations shown on this drawing. Do not scale drawings.

Drawn By: DD

Reviewed by:

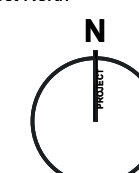
Date: Aug 13, 2020
Plot Date: 8/10/2020

Graphic Scale

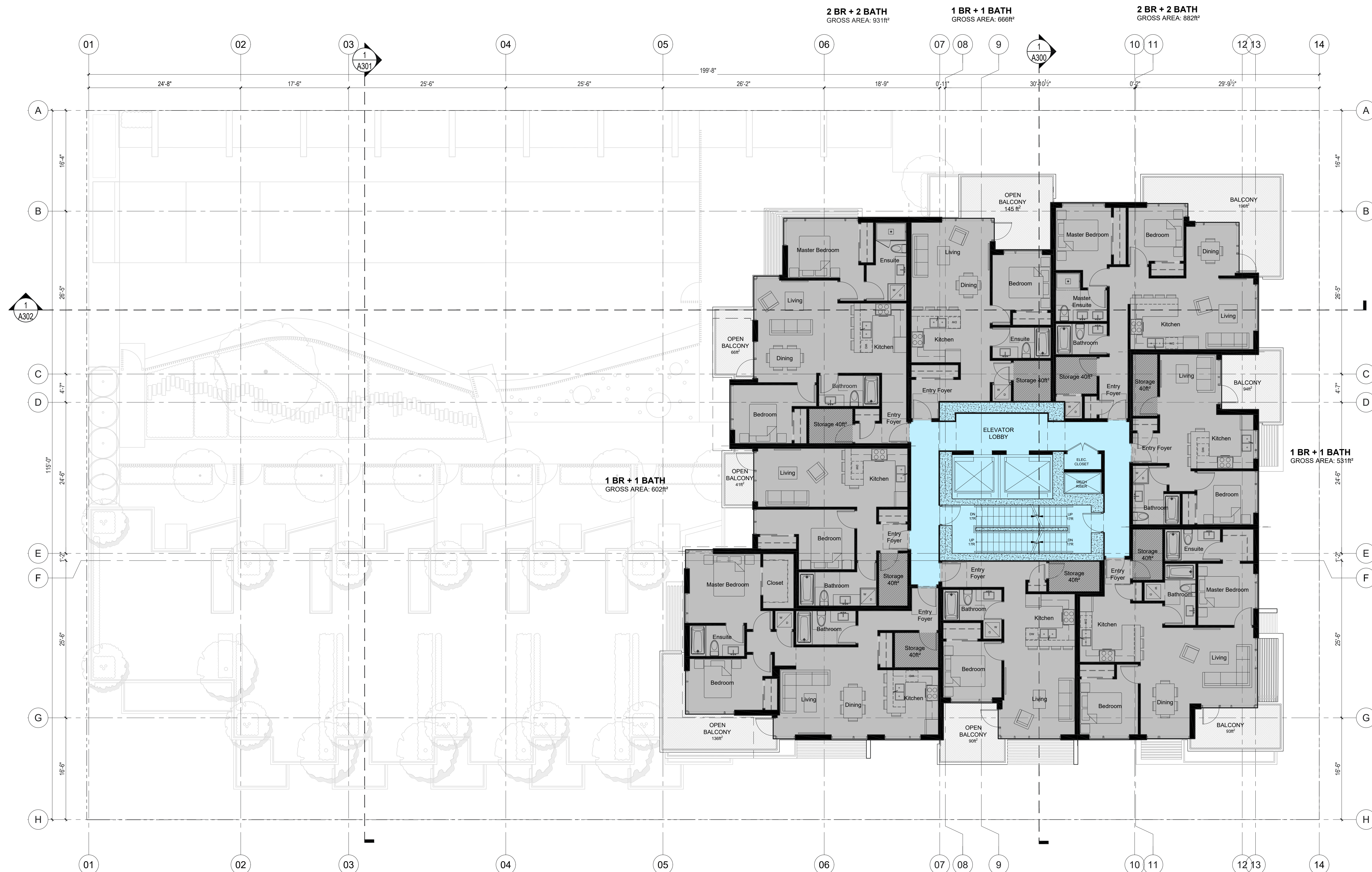
Scale:
1/8" = 1'-0"

Project No.: 21405

Project North



Drawing No.
A111



1 Floor Plan: Level 9
1/8" = 1'-0" 0 1 2 3 4 5 10 FEET