

30" x 42" ARCH. E. SHEET SIZE

ABBREVIATIONS

Table with 4 columns: ABBREVIATIONS - TERM, ABBREVIATIONS - TERM, ABBREVIATIONS - TERM, ABBREVIATIONS - TERM. Lists various architectural abbreviations and their full terms.

1 ABBREVIATIONS

Scale: N/A

SYMBOLS

Table with 2 columns: NAME, SYMBOL. Lists architectural symbols and their corresponding names, such as drawing title, section reference, and elevation reference.

2 SYMBOLS

Scale: N/A

DRAWING SHEET NUMBERING

Table detailing drawing sheet numbering rules, including building identifier, drawing author, discipline, and drawing set section numbering.

3 NUMBERING

Scale: N/A

DRAWING LIST

Table listing architectural drawings, including general info, architectural drawings, enlarged floor plans, and enlarged building sections.

6 DRAWING LIST

Scale: N/A



4 CONTEXT PLAN

Scale: 1:2000

Project information block including client name (OAKRIDGE), key plan, drawing title (CONTEXT PLAN, DRAWING LIST, SYMBOLS), drawing author (AH), and drawing number (00-001).

30' x 48" AREA SHEET SIZE

OAKRIDGE
DP2 PROJECT DATA
(BUILDINGS 6, 7 & 8)

AREA SUMMARY TABLES

Table 1: Tower 6 Area Summary - Residential Only. Columns include Level, Gross Areas (Residential, Office, Retail, City Amen), Exclusions (Storage, Amenity), Total Gross (Floor Area, FSR Area, Residential FSR Area), and Residential Balcony. Includes summary rows for 110-132 (22 flrs) and 116-132 (22 flrs).

Summary table for 110-132 (22 flrs): Avg Floor (m2) 706.04, Avg Floor (sf) 7,600.

1 BUILDING 6 RESIDENTIAL AREA SUMMARY
Scale: NTS

Table 2: Tower 7 Area Summary - Residential Only. Columns include Level, Gross Areas (Residential, Office, Retail, Other), Exclusions (Storage, Amenity), Total Gross (Floor Area, FSR Area, Residential FSR Area), and Residential Balcony. Includes summary rows for 110-132 (22 flrs) and 116-132 (22 flrs).

Summary table for 110-132 (22 flrs): Avg Floor (m2) 706.10, Avg Floor (sf) 7,600.

2 BUILDING 7 RESIDENTIAL AREA SUMMARY
Scale: NTS

Table 3: Tower 8 Area Summary - Residential Only. Columns include Level, Gross Areas (Residential, Office, Retail, City Amen), Exclusions (Storage, Amenity), Total Gross (Floor Area, FSR Area, Residential FSR Area), and Residential Balcony. Includes summary rows for 110-132 (22 flrs) and 116-132 (22 flrs).

Summary table for 110-132 (22 flrs): Avg Floor (m2) 781.44, Avg Floor (sf) 8,411.

3 BUILDING 8 RESIDENTIAL AREA SUMMARY
Scale: NTS

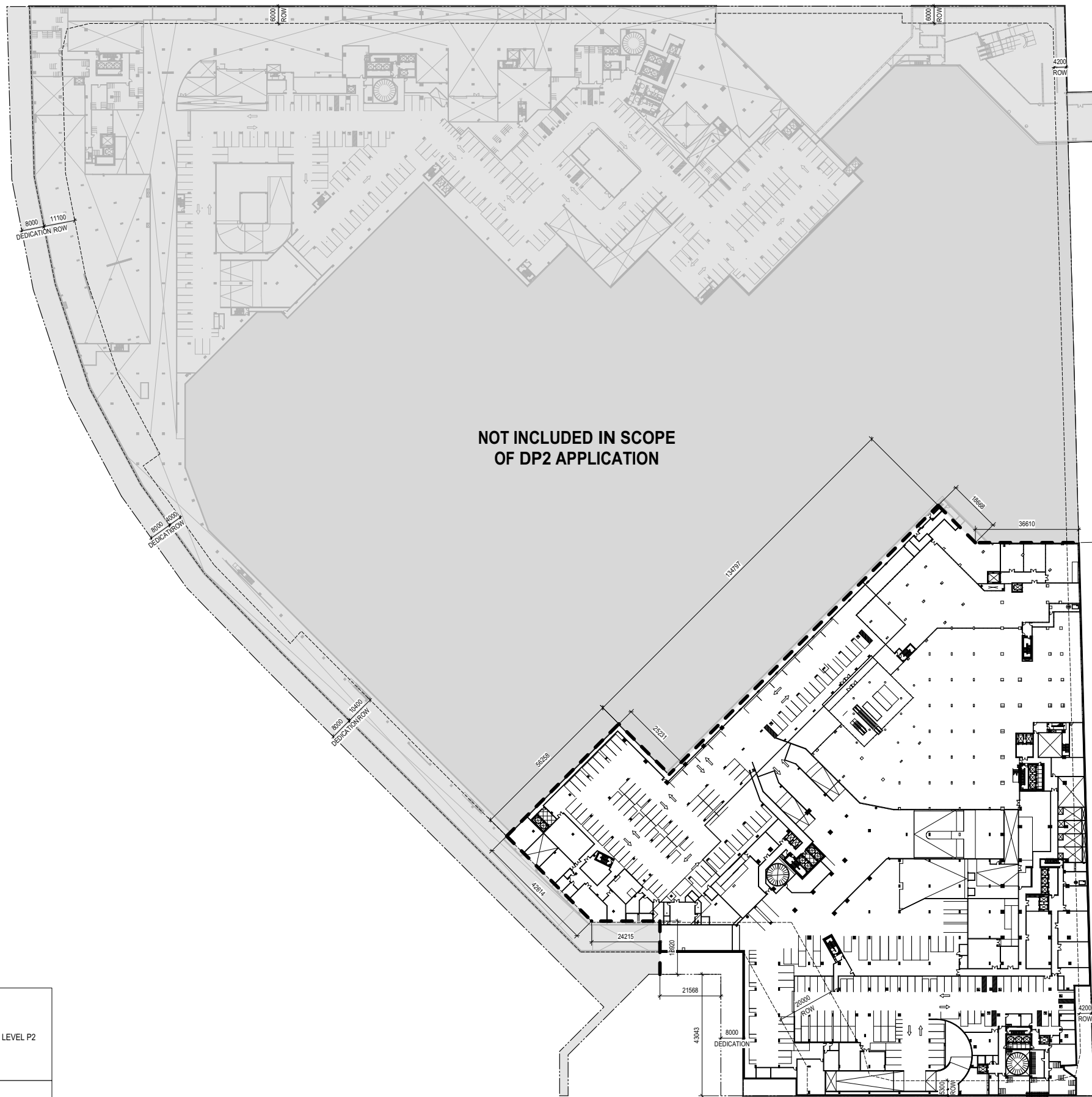
Table 4: Podium & Below Grade Area Summary - Office & Retail Only. Columns include Level, Gross Areas (Residential, Office, Retail, City Amen), Exclusions (Storage, Amenity), Total Gross (Floor Area, FSR Area, Residential FSR Area), and Residential Balcony.

4 PODIUM AREA SUMMARY
Scale: NTS

Table 5: Overall Area Summary. Columns include Level, Gross Areas (Residential, Office, Retail, City Amen), Exclusions (Storage, Amenity), Total Gross (Floor Area, FSR Area, Residential FSR Area), and Residential Balcony. Includes summary rows for TOTAL (m2) and TOTAL (sf).

5 OVERALL AREA SUMMARY
Scale: NTS

Project information block containing: OAKRIDGE logo, CLIENT: westbank, KEY PLAN diagram, REVISIONS table, DRAWING STATUS: NOT FOR CONSTRUCTION, ALL DIMENSIONS ARE SHOWN IN METRIC, HENRIQUEZ logo, SEAL, NORTH ARROW, DRAWING TITLE: BUILDING 6, 7 & 8 PROJECT DATA, and PROJECT NO. 1109.



NOT INCLUDED IN SCOPE
OF DP2 APPLICATION

LEGEND

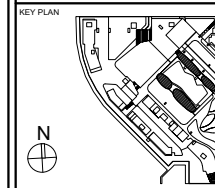
--- LINE OF DP2 EXTENT AT PARKADE LEVEL P2

NOTE:
DRAWING IS TO ILLUSTRATE THE EXTENT AND DIMENSIONS
OF THE DP2 APPLICATION ONLY. REFER TO FLOOR PLAN
DRAWINGS FOR ARCHITECTURAL DESIGN.



OAKRIDGE

CLIENT
westbank



ISSUED FOR REVISION TO DP 02 08 FEB 2019

ISSUED FOR DEVELOPMENT PERMIT 02 14 DEC 2018

No. DESCRIPTION DATE

REVISIONS

DRAWING STATUS

NOT FOR CONSTRUCTION

Discrepancies must be reported immediately to the Architect before proceeding. Only figured dimensions are to be used. Contractors must check all dimensions on site. This drawing is protected by copyright.

ALL DIMENSIONS ARE SHOWN IN METRIC.

HENRIQUEZ Henriquez Partners Architects
598 W Georgia Street
Vancouver BC, Canada V6B 2A3
T: 604 682 7661

SEAL

NORTH ARROW

DRAWING TITLE

**DP2 EXTENT AND DIMENSION DIAGRAM
LEVEL P2**

DRAWN	BM	CHECKED	PW
SCALE	1:500	DATE	06/12/18

GRAPHIC SCALE

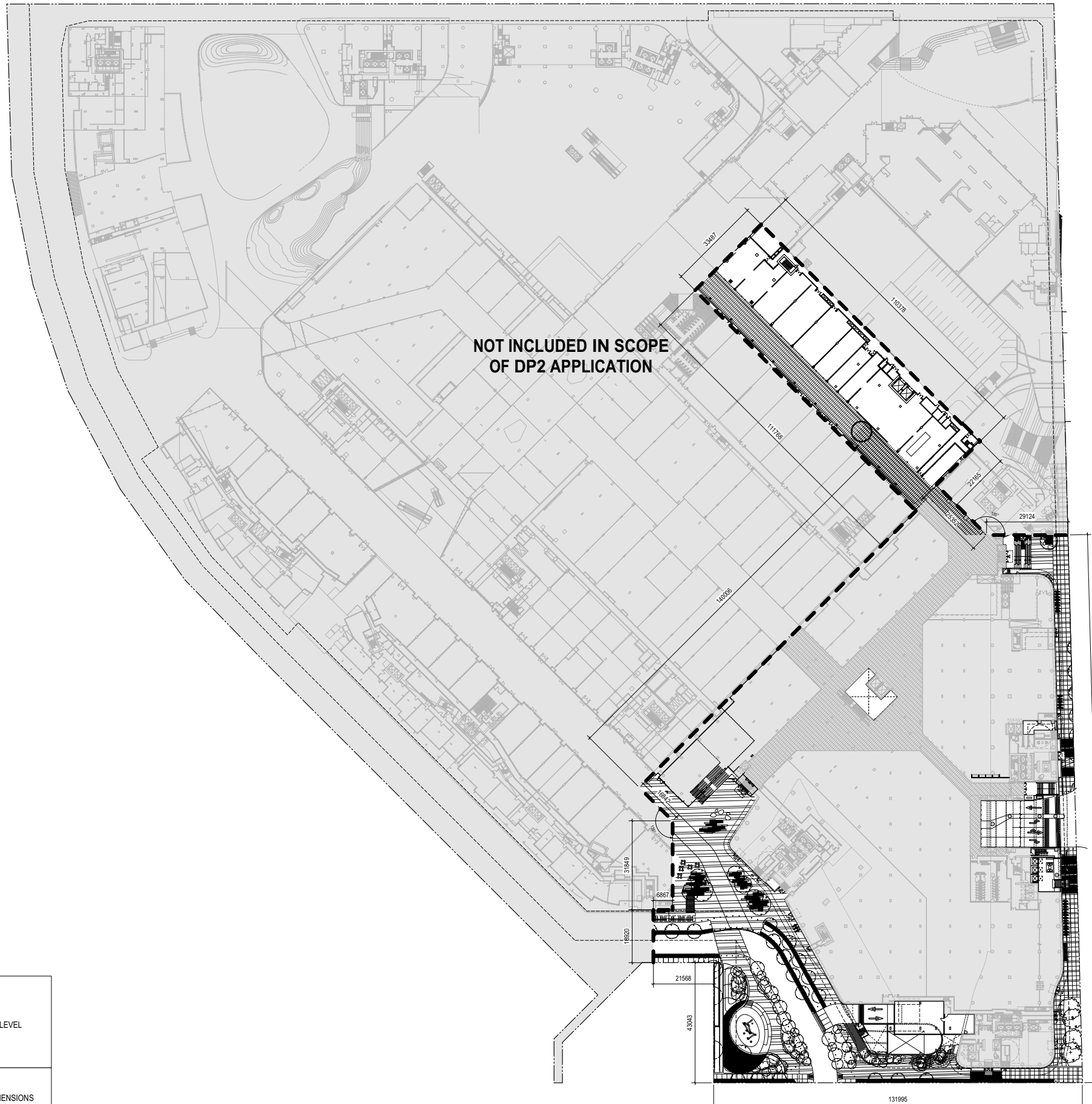
PROJECT NO. 1109

BUILDING PP PHASE 1S

DRAWING NO. 00-011

AH 00-011 00

30" x 48" A4P A4R E SHEET SIZE



LEGEND
--- LINE OF DP2 EXTENT AT GROUND LEVEL

NOTE:
DRAWING IS TO ILLUSTRATE THE EXTENT AND DIMENSIONS OF THE DP2 APPLICATION ONLY. REFER TO FLOOR PLAN DRAWINGS FOR ARCHITECTURAL DESIGN.

PROJECT
OAKRIDGE

CLIENT
westbank *Qualified*

KEY PLAN

REVISIONS

No.	DESCRIPTION	DATE

DRAWING STATUS
ISSUED FOR REVISION TO DP 02 08 FEB 2019
ISSUED FOR DEVELOPMENT PERMIT 02 14 DEC 2018

NOT FOR CONSTRUCTION
Discrepancies must be reported immediately to the Architect before proceeding. Only figured dimensions are to be used. Contractors must check all dimensions on site. This drawing is protected by copyright.

ALL DIMENSIONS ARE SHOWN IN METRIC.

Henriquez Partners Architects
598 W Georgia Street
Vancouver BC Canada V6B 2A3
T: 604 687 2661

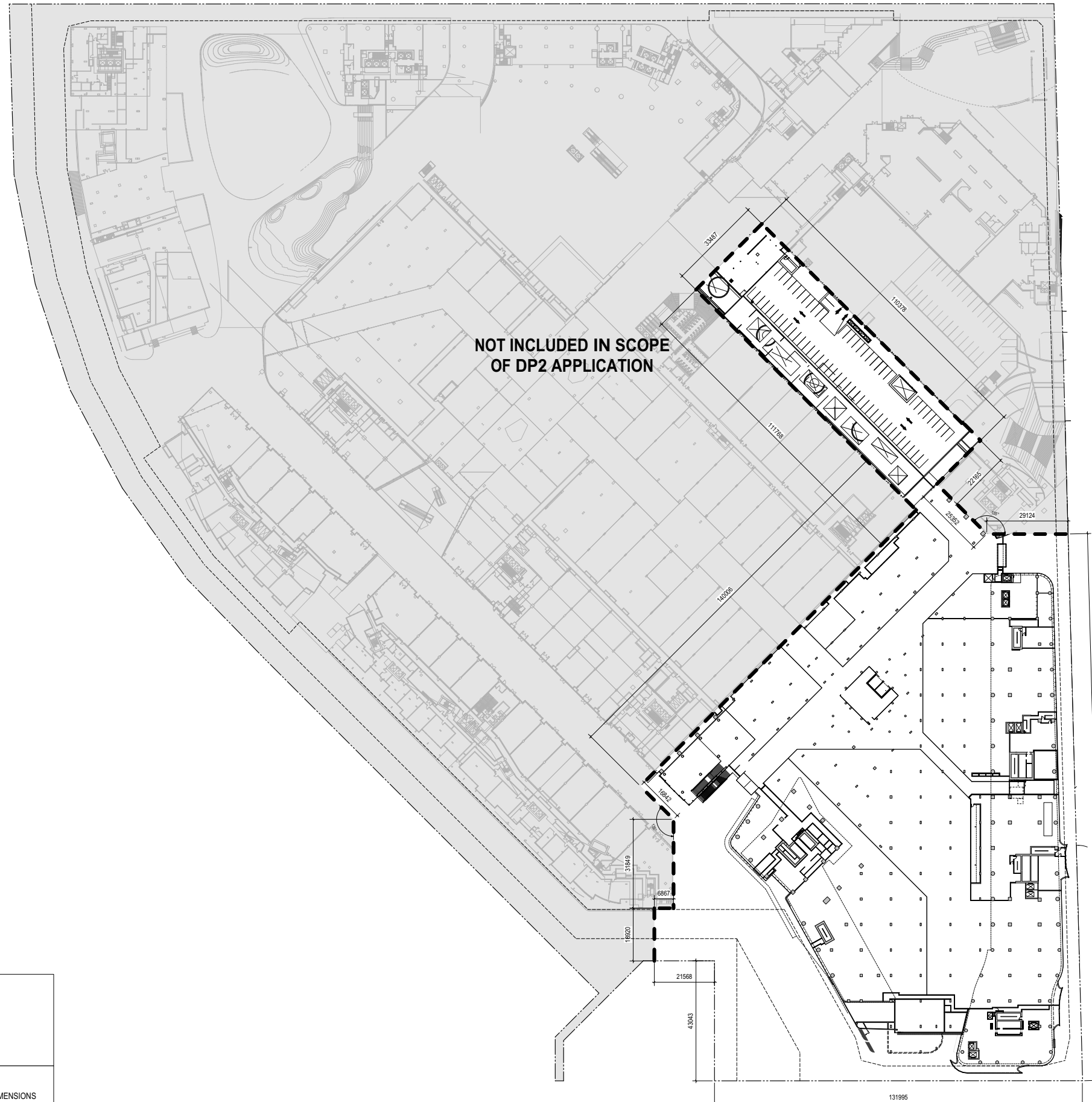
SEAL NORTH ARROW

DRAWING TITLE
DP2 EXTENT AND DIMENSION DIAGRAM LEVEL 1

DRAWN BM CHECKED PW
SCALE 1:500 **DATE** 06/12/18
GRAPHIC SCALE

PROJECT NO. 1109
BUILDING PP **PHASE** 1S
DRAWING AUTHOR AH **DRAWING NO.** 00-013 **REV NO.** 00

30" x 42" ARCH. E SHEET SIZE

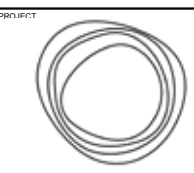


NOT INCLUDED IN SCOPE OF DP2 APPLICATION

LEGEND

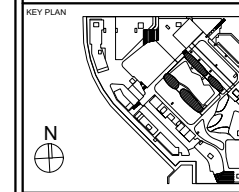
--- LINE OF DP2 EXTENT AT LEVEL 2

NOTE:
DRAWING IS TO ILLUSTRATE THE EXTENT AND DIMENSIONS OF THE DP2 APPLICATION ONLY. REFER TO FLOOR PLAN DRAWINGS FOR ARCHITECTURAL DESIGN.



OAKRIDGE

CLIENT
westbank



REVISIONS	NO.	DESCRIPTION	DATE
ISSUED FOR REVISION TO DP 02			08 FEB 2019
ISSUED FOR DEVELOPMENT PERMIT 02			14 DEC 2018

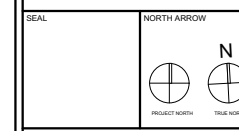
DRAWING STATUS

NOT FOR CONSTRUCTION

Discrepancies must be reported immediately to the Architect before proceeding. Only figured dimensions are to be used. Contractors must check all dimensions on site. This drawing is protected by copyright.

ALL DIMENSIONS ARE SHOWN IN METRIC.

HENRIQUEZ Henriquez Partners Architects
 598 W Georgia Street
 Vancouver BC, Canada V6B 2A3
 T: 604 687 9991



DP2 EXTENT AND DIMENSION DIAGRAM LEVEL 2

DRAWN	BM	CHECKED	PW
SCALE	1:500	DATE	06/12/18

PROJECT NO.	1109
BUILDING	PP
PHASE	1S

DRAWING NO. 00-014
 REVISION NO. 00