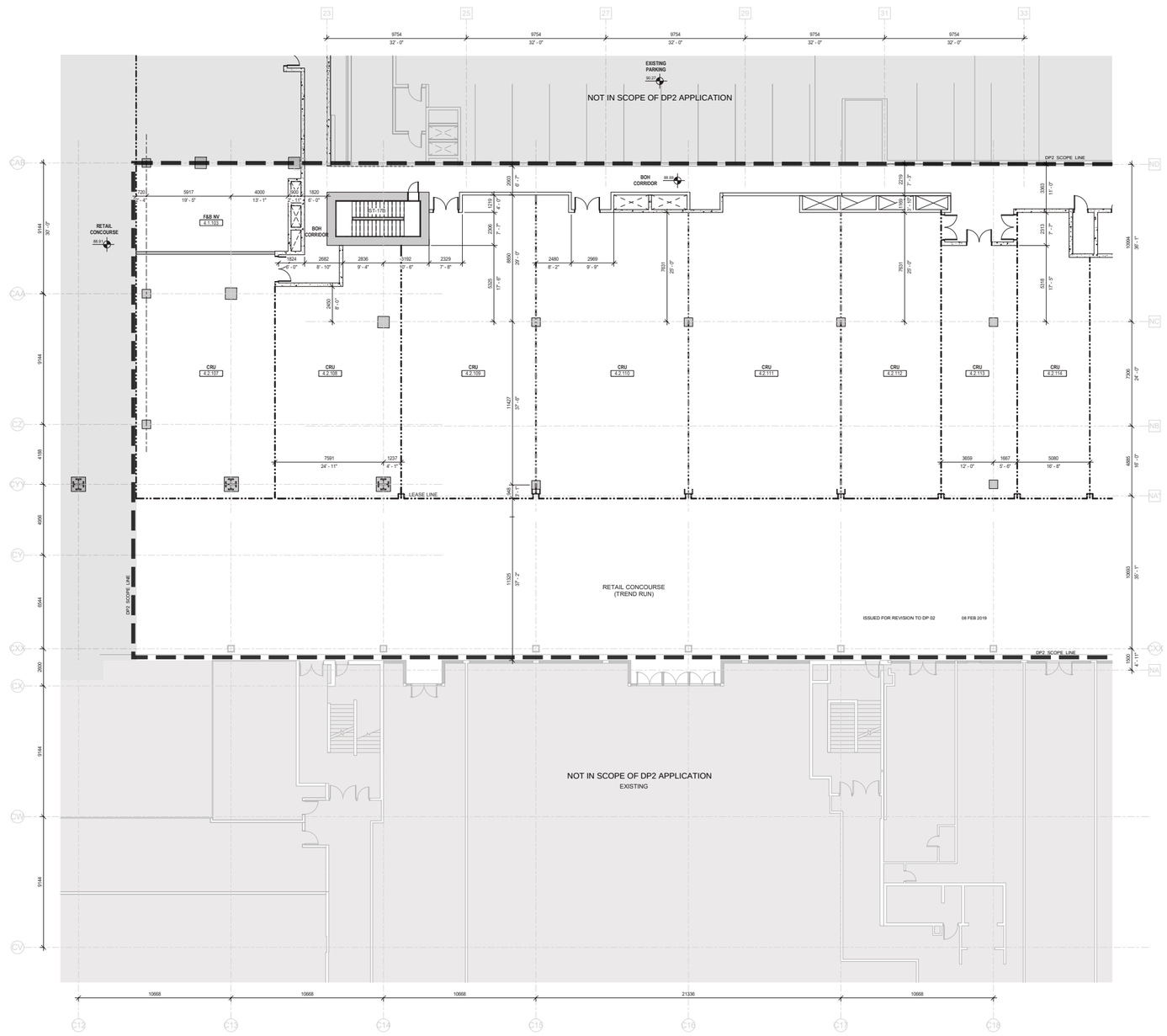

ENLARGED PLAN - LEVEL 1 - NORTH TREND RUN (1)

1 : 100

PROJECT

OAKRIDGE

CLIENT

westbank QuadReal

KEY PLAN

No.	DESCRIPTION:	DATE:
	ISSUED FOR REVISION TO DP 02	08 FEB 2019
	ISSUED FOR DEVELOPMENT PERMIT 02	14 DEC 2018

REVISIONS

DRAWING STATUS

NOT FOR CONSTRUCTION

Discrepancies must be reported immediately to the Architect before proceeding. Only figured dimensions are to be used. Contractors must check all dimensions on site. This drawing is protected by copyright.

ALL DIMENSIONS ARE SHOWN IN METRIC.

Gensler

500 S. Figueroa Street
Los Angeles, CA 90071
USA
Tel: (213) 327-3600

SEAL

NORTH ARROW

PROJECT NORTH

DRAWING TITLE

ENLARGED PLAN - GROUND LEVEL - TREND RUN

DRAWN: GEN	CHECKED: Checker
SCALE: 1 : 100	DATE: 11/07/2018
GRAPHIC SCALE	
PROJECT NO.: *05.1476.000*	
BUILDING: *PP*	PHASE: *1S*
DRAWING AUTHOR: *AG*	DRAWING NO.: *23-102*
	REV NO.

FILE NAME: \\gensler.a360\projects\Revit\Jan\Models\24195\OAK-GEN\R15_David_Kim@gensler.com.rvt
PLOTTED: Friday, November 16, 2018 4:00:00 PM

36" x 48" ANSI E - SHEET SIZE

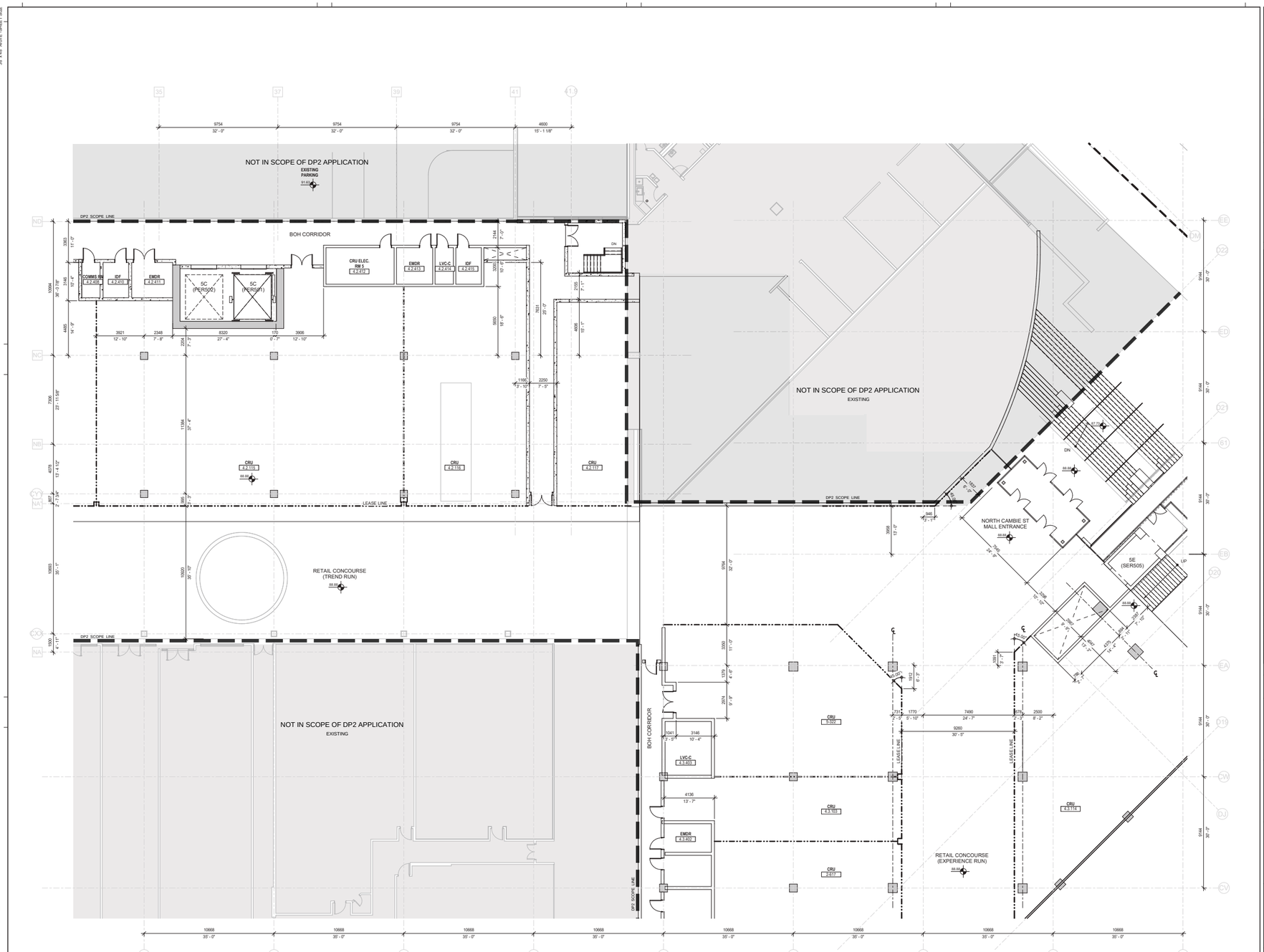

ENLARGED PLAN - LEVEL 1 - SOUTH TREND RUN (1)

1 : 100

PROJECT

OAKRIDGE

CLIENT

westbank QuadReal

KEY PLAN

No.	DESCRIPTION:	DATE:
1	ISSUED FOR DEVELOPMENT PERMIT 02	14 DEC 2018

REVISIONS

DRAWING STATUS

NOT FOR CONSTRUCTION

Discrepancies must be reported immediately to the Architect before proceeding. Only figured dimensions are to be used. Contractors must check all dimensions on site. This drawing is protected by copyright.

ALL DIMENSIONS ARE SHOWN IN METRIC.

Gensler
500 S. Figueroa Street
Los Angeles, CA 90071
USA
Tel (213) 327-3600

SEAL

NORTH ARROW

PROJECT NORTH

DRAWING TITLE

ENLARGED PLAN - GROUND LEVEL - TREND RUN

DRAWN: GEN	CHECKED: Checker
SCALE: 1 : 100	DATE: 11/07/2018
GRAPHIC SCALE	
PROJECT NO. 05.1476.000	
BUILDING: PP	PHASE: 1S
DRAWING AUTHOR: AG	DRAWING NO.: 23-103
	REV NO.

FILE NAME: \\gensler.sof\Projects\Work\Jobs\Mobile\249190\OAKCIB\Ph115_David_Kim@gensler.com.rvt
PLOTTED BY: Tyler Hill, Gensler Pro

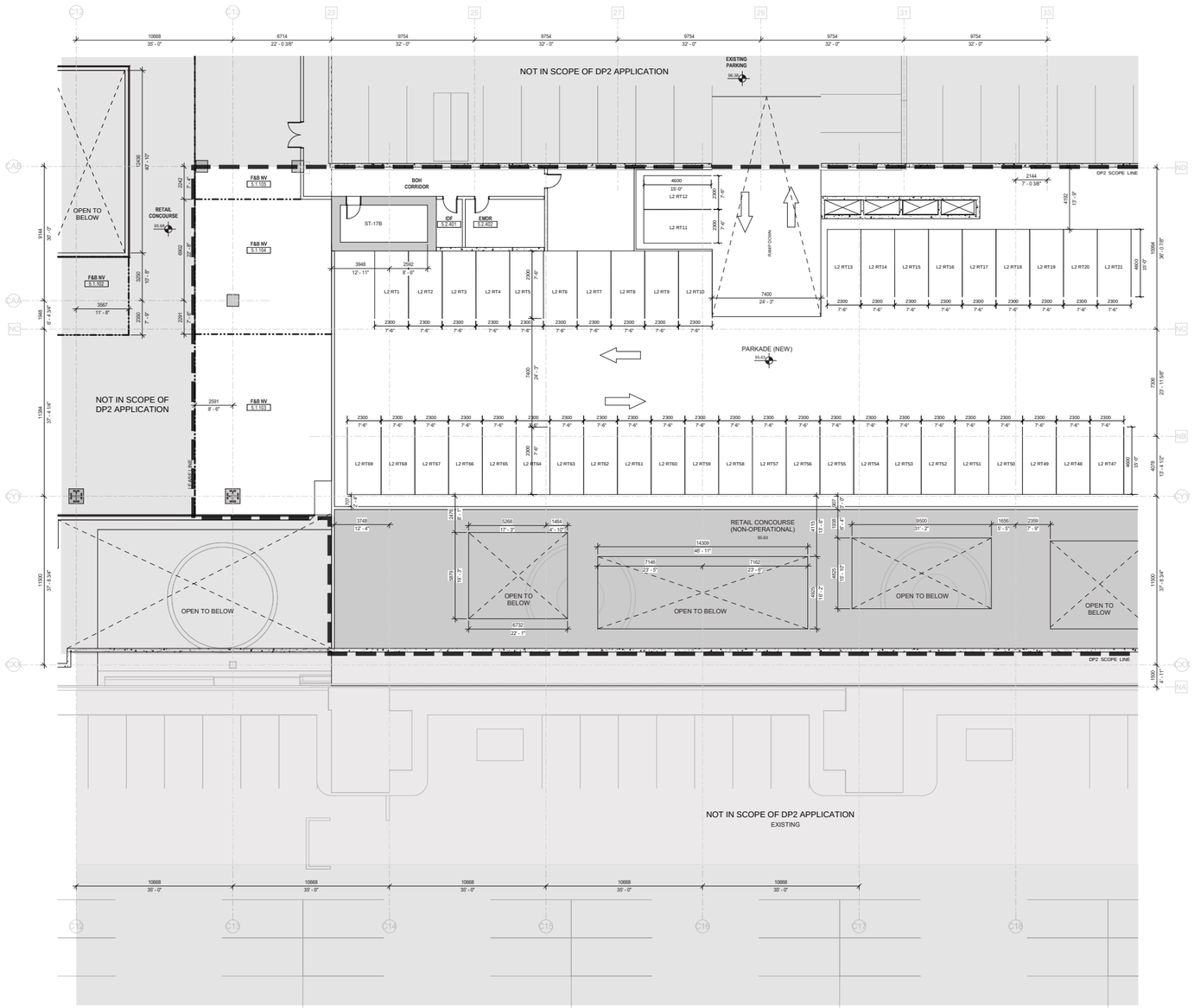

ENLARGED PLAN - LEVEL 2 - NORTH TREND RUN & PARKADE (1)
30-301
1 : 100

PROJECT

OAKRIDGE

CLIENT

westbank QuadReal

KEY PLAN

No.	DESCRIPTION:	DATE:
	ISSUED FOR DEVELOPMENT PERMIT 02	14 DEC 2018

REVISIONS

DRAWING STATUS

NOT FOR CONSTRUCTION

Discrepancies must be reported immediately to the Architect before proceeding. Only figured dimensions are to be used. Contractors must check all dimensions on site. This drawing is protected by copyright.

ALL DIMENSIONS ARE SHOWN IN METRIC.

Gensler
500 S. Figueroa Street
Los Angeles, CA 90071
USA
Tel (213) 327-3600

SEAL

NORTH ARROW

PROJECT NORTH

DRAWING TITLE

ENLARGED PLAN - LEVEL 02 - TREND RUN & PARKADE

DRAWN	CHECKED
GEN	Checker
SCALE 1 : 100	DATE 11/07/2018

GRAPHIC SCALE

PROJECT NO. *05.1476.000*

BUILDING	PHASE
PP	*1N*

DRAWING AUTHOR	DRAWING NO.	REV NO.
AG	*23-112*	

FILE NAME: \\gensler.at\Projects\Rest\Jan\Models\24319\OAK-GEN-PH1S_David_Kim@gensler.com.rvt
PLOTTED: 11/07/2018 9:00:00 PM

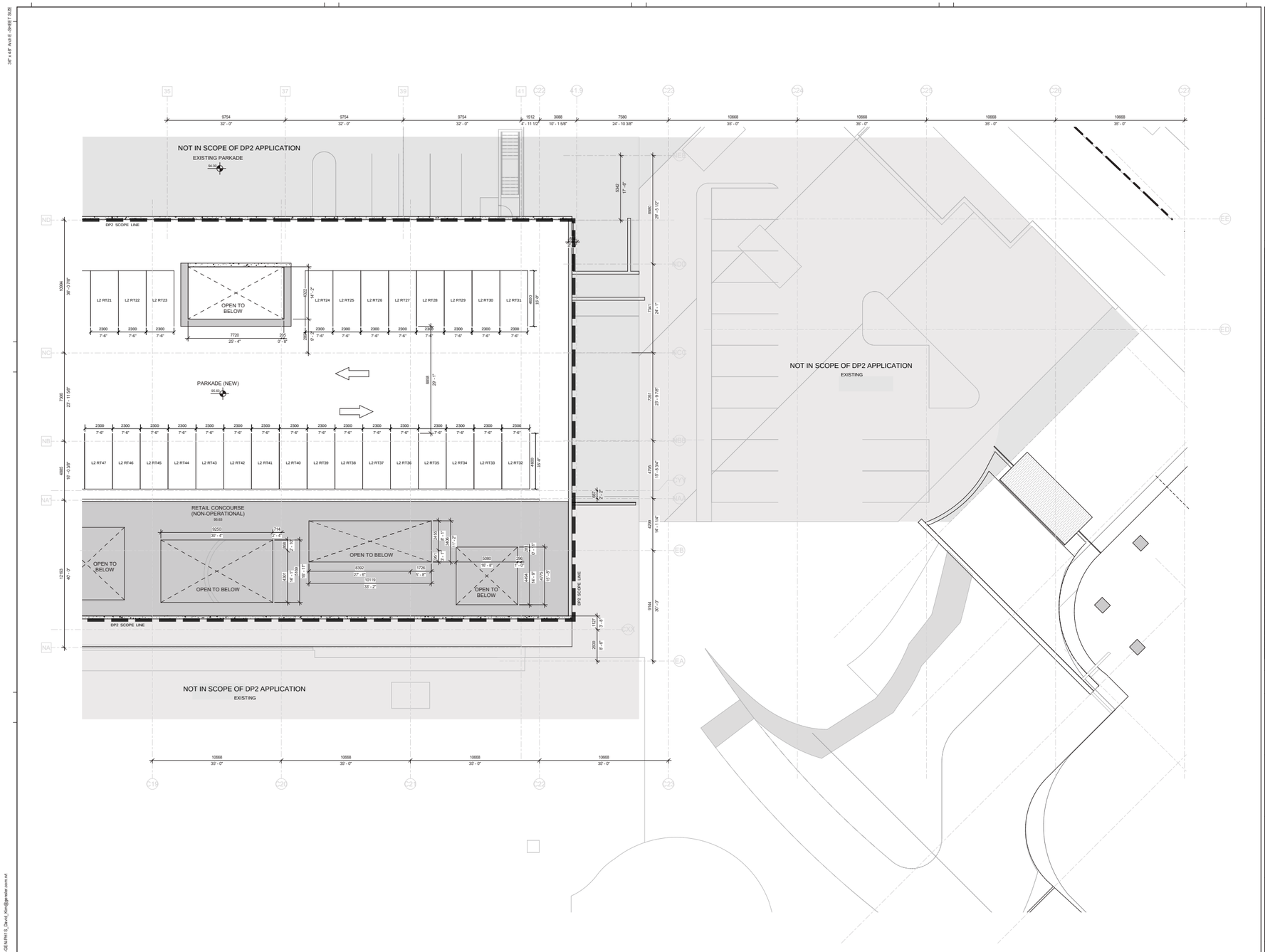

ENLARGED PLAN - LEVEL 2 - SOUTH TREND RUN & PARKADE

30-311 (1)
1 : 100

PROJECT

OAKRIDGE

CLIENT

westbank QuadReal

KEY PLAN

No.	DESCRIPTION:	DATE:
	ISSUED FOR DEVELOPMENT PERMIT 02	14 DEC 2018

REVISIONS

DRAWING STATUS

NOT FOR CONSTRUCTION

Discrepancies must be reported immediately to the Architect before proceeding. Only figured dimensons are to be used. Contractors must check all dimensions on site. This drawing is protected by copyright.

ALL DIMENSIONS ARE SHOWN IN METRIC.

Gensler
500 S. Figueroa Street
Los Angeles, CA 90071
USA
Tel: (213) 327-3600

SEAL

NORTH ARROW

PROJECT NORTH

DRAWING TITLE

ENLARGED PLAN - LEVEL 02 - TREND RUN & PARKADE

DRAWN	CHECKED
GEN	Checker
SCALE: 1 : 100	DATE: 11/07/2018

GRAPHIC SCALE

PROJECT NO. *05.1476.000*

BUILDING	PHASE
PP	*1N*

DRAWING AUTHOR	DRAWING NO.	REV NO.
AG	*23-113*	

FILE NAME: \\gensler.sel\Projects\Work\User\fbolden\24919\OAK-QB\24-N11S_David_Kimo@gensler.com.rvt
PLOTTED BY: fbolden - 11/07/2018 2:14:00 PM
36" x 48" ANSI E - SHEET SIZE

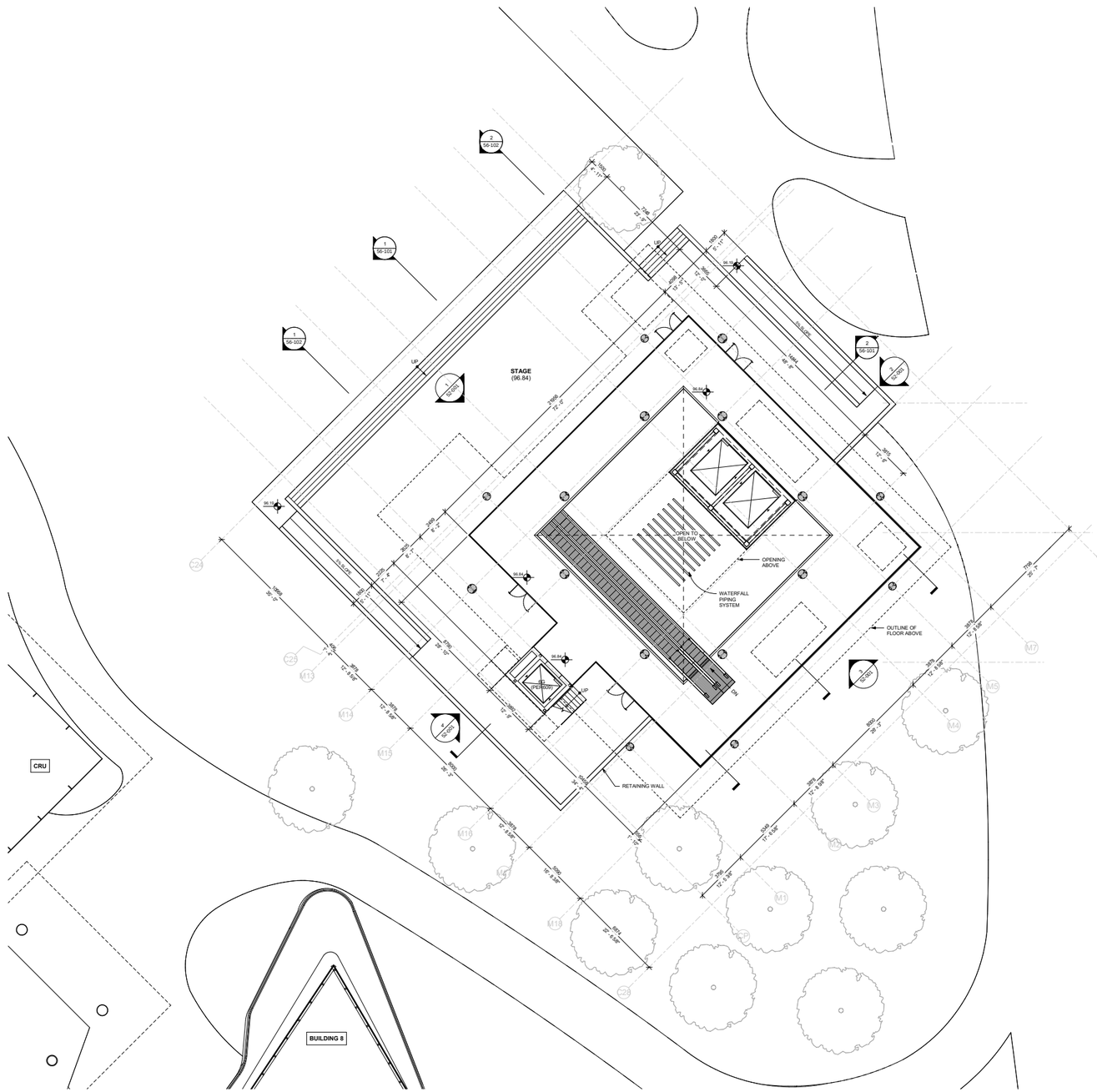
STAGE
(98.54)
CRU
BUILDING 8
OPEN TO BELOW
OPENING ABOVE
WATERFALL PIPING SYSTEM
OUTLINE OF FLOOR ABOVE
RETAINING WALL
UP
DN
56-102
56-101
56-501
98.54
98.19
98.64
98.84
98.44
98.14
98.24
98.34
98.04
98.74
98.94
98.94
98.94

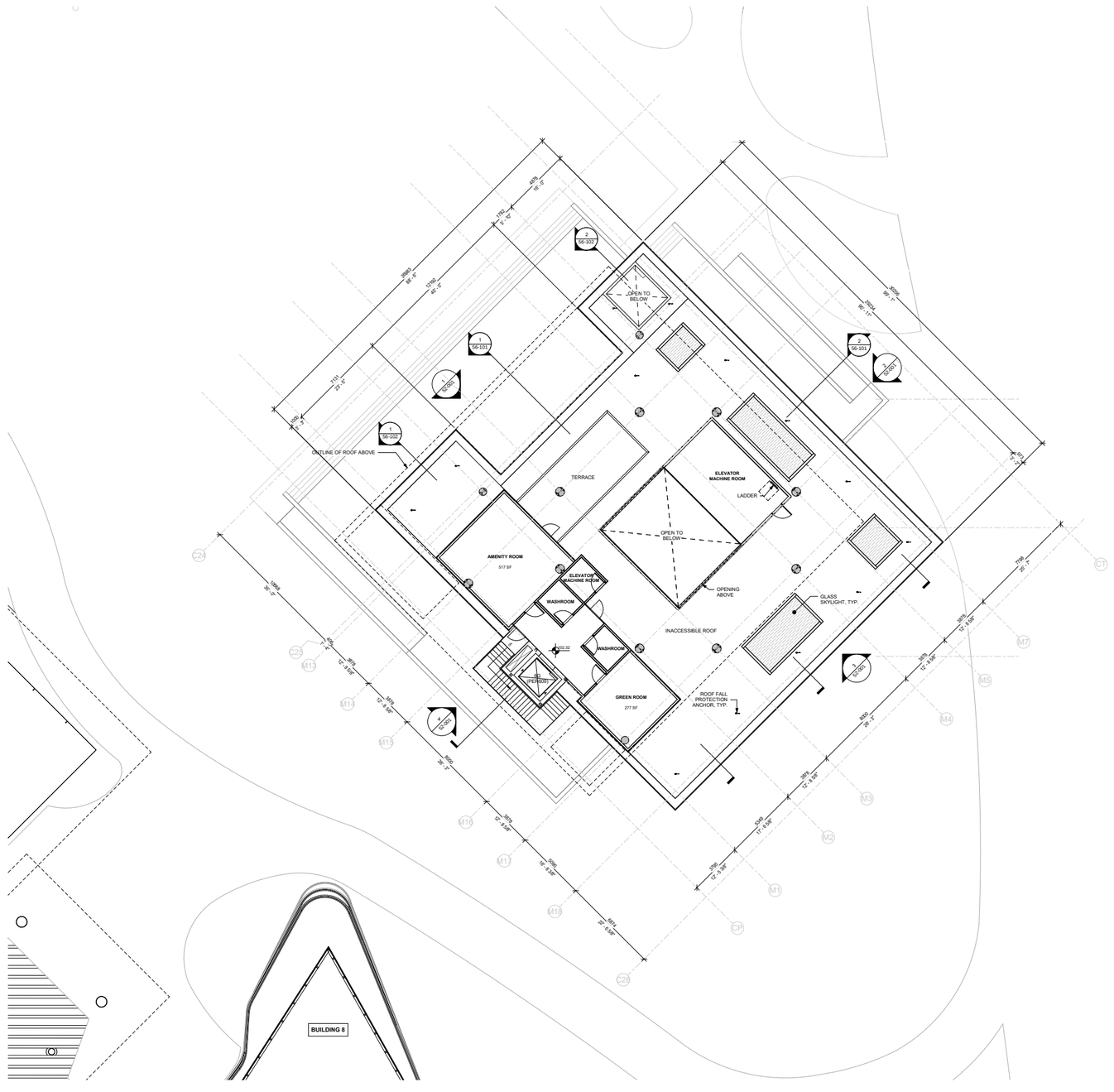

ENLARGED PLAN - LEVEL 2A - MEDIA MIXING CHAMBER (1)
10-102
1 : 100

PROJECT

OAKRIDGE

CLIENT

westbank QuadReal

KEY PLAN

N

No.	DESCRIPTION:	DATE:
	ISSUED FOR DEVELOPMENT PERMIT 02	14 DEC 2018

REVISIONS

DRAWING STATUS

NOT FOR CONSTRUCTION

Discrepancies must be reported immediately to the Architect before proceeding. Only figured dimensions are to be used. Contractors must check all dimensions on site. This drawing is protected by copyright.

ALL DIMENSIONS ARE SHOWN IN METRIC.

Gensler
500 S. Figueroa Street
Los Angeles, CA 90071
USA
Tel (213) 327-3600

SEAL

NORTH ARROW

N

PROJECT NORTH TRUE NORTH

DRAWING TITLE

ENLARGED PLAN - LEVEL 2A - MEDIA MIXING CHAMBER

DRAWN	CHECKED
GEN	Checker
SCALE 1 : 100	DATE 11/07/2018

GRAPHIC SCALE

PROJECT NO. *05.1476.000*

BUILDING	PHASE
PP	*1S*

DRAWING AUTHOR	DRAWING NO.	REV NO.
AG	23-205	

FILE NAME: \\gensler.sd\Projects\Work\SanAndreas\29597\OAK-QEN-PH15_WB_Incd@gensler.com.rvt
PLOTTED: 11/07/2018 2:25 PM

36" x 48" ANSI E - SHEET SIZE

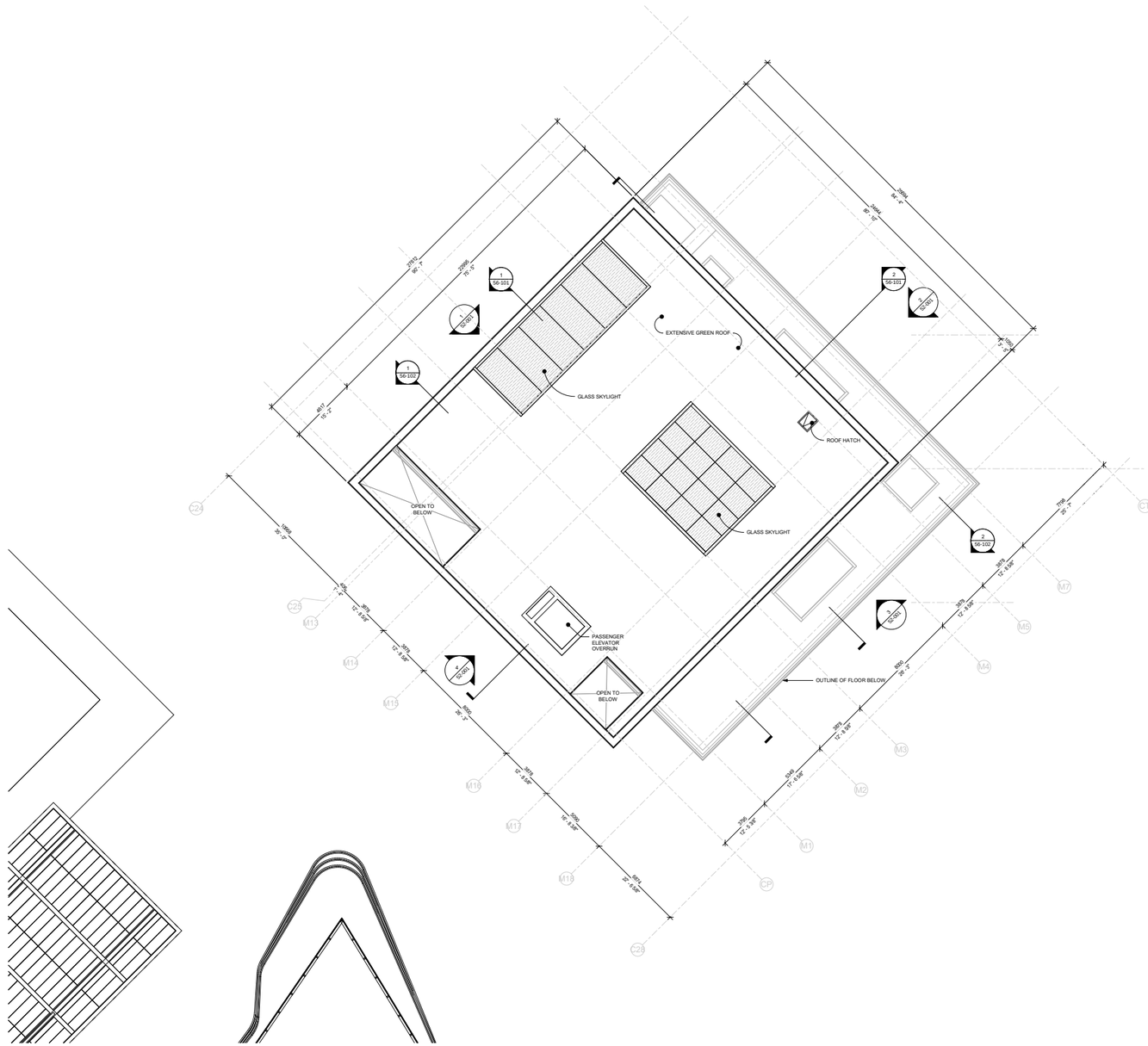

ENLARGED PLAN - ROOF LEVEL - MEDIA MIXING CHAMBER (1)

1 : 100

PROJECT

OAKRIDGE

CLIENT

westbank QuadReal

KEY PLAN

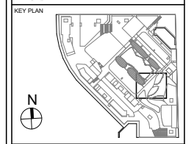

No.	DESCRIPTION:	DATE:
	ISSUED FOR DEVELOPMENT PERMIT 02	14 DEC 2018

REVISIONS

DRAWING STATUS

NOT FOR CONSTRUCTION

Discrepancies must be reported immediately to the Architect before proceeding. Only figured dimensions are to be used. Contractors must check all dimensions on site. This drawing is protected by copyright.

ALL DIMENSIONS ARE SHOWN IN METRIC.

Gensler

500 S. Figueroa Street
Los Angeles, CA 90071
USA
Tel: (213) 327-3600

SEAL

NORTH ARROW

N

PROJECT NORTH | TRUE NORTH

DRAWING TITLE

ENLARGED PLAN - ROOF LEVEL - MEDIA MIXING CHAMBER

DRAWN: GEN	CHECKED: Checker
SCALE: 1 : 100	DATE: 11/07/2018
GRAPHIC SCALE	
PROJECT NO.: *05.1476.000*	
BUILDING: *PP*	PHASE: *1S*
DRAWING AUTHOR: *AG*	DRAWING NO.: *23-206*
	REV NO.

FILE NAME: \\gensler.at\File-server\Clients\Westbank\20697FOAK-GEN-PH15_WB_Hook@gensler.com.rvt
PLOTTED: 11/07/2018 3:45:44 PM
36" x 48" ANSI E - SHEET SIZE

36" x 48" Arch E - SHEET SIZE



1 **BUILDING 6 & 7 - EAST ELEVATION**
Scale 1:250

MATERIAL LEGEND

WS – WALLS
W1 - UNITIZED CURTAIN WALL - 4 SIDED SSG
W2 - UNITIZED CURTAIN WALL - 4 SIDED SSG
W3 - UNITIZED CURTAIN WALL - 4 SIDED SSG (PLANAR)
W4 - UNITIZED CURTAIN WALL - 4 SIDED SSG (NON-PLANAR)
W5 - STRUCTURAL GLASS w/ FINS - FIXED CONNECTIONS
W6a - STRUCTURAL GLASS - BASE LOADED
W6b - STRUCTURAL GLASS w/ FINS - BASE LOADED
W7 - AUTOMATIC FOLDING DOOR
W8 - STICK BUILT CURTAIN WALL SKYLIGHT
W9 - METAL PANEL
W10 - ARCHITECTURAL CONCRETE

GLZ – GLASS
GL1 - VISION GLASS - TRIPLE GLAZED
GL2 - VISION GLASS - TRIPLE GLAZED
GL3 - VISION GLASS - TRIPLE GLAZED (PLANAR)
GL4 - VISION GLASS - TRIPLE GLAZED (NON-PLANAR)
GL5 - SPANDREL GLASS - DOUBLE GLAZED (WHITE)

GLZ – GLASS (CONTINUED)
GL6 - SPANDREL GLASS - DOUBLE GLAZED (CHARCOAL)
GL7 - VISION GLASS - DOUBLE GLAZED (STRUCTURAL GLASS)
GL8 - GLASS FINS (STRUCTURAL GLASS SUPPORT)
GL9 - PV GLASS

MPS – METAL SPANDREL
MP1 - METAL PANEL SPANDREL (WHITE)
MP2 - METAL PANEL SPANDREL (CHARCOAL)
MP3 - STAINLESS STEEL SPANDREL

DS – DOORS
D1 - ENTRANCE SLIDING DOOR
D2 - TERRACE SWING DOOR
D3 - COMMERCIAL ALUMINUM ENTRANCE
D4 - COMMERCIAL HOLLOW METAL DOOR (CLAD IN STAINLESS STEEL)
D5 - COMMERCIAL FRAMELESS ENTRANCE
D6 - COMMERCIAL AUTOMATIC SLIDING DOOR
D7 - WOOD SWING DOOR
D8 - COMMERCIAL MALL FRONT SLIDER

OWS – WINDOWS
OW1 - AWNING WINDOW
OW2 - CASEMENT WINDOW
OW3 - SLIDING WINDOW

VS – VENTS
V1 - LINEAR VENT

LS – LOUVERS
L1 - PAINTED LOUVER (IN CURTAIN WALL)
L2 - STAINLESS STEEL LOUVER
L3 - PAINTED LOUVER SCREEN

SS – SOFFITS
S1 - PAINTED METAL SOFFIT (WHITE)
S2 - STUCCO SOFFIT WITH PAINTED METAL FASCIA (CHARCOAL)
S3 - METAL SOFFIT (METALLIC)

GRS – GUARDRAILS
GR1 - GPRC w/ SIDE MOUNTED GLASS GUARD w/ FIXED CONNECTION
GR2 - SIDE MOUNTED ALUMINUM GLASS GUARD
GR3 - SIDE MOUNTED GLASS GUARD w/ FIXED CONNECTION

PS – PLANTERS
P1 - PAINTED ALUMINUM PLANTER

PSS – PRIVACY SCREEN
PS1 - ALUMINUM PRIVACY SCREEN w/ DIFFUSE GLASS

CS – CANOPIES
C1 - GLASS & STEEL CANOPY (STRUCTURAL SILICONE)
C2 - GLASS & STEEL CANOPY w/ FIXED CONNECTIONS

DEVELOPMENT

OAKRIDGE

CLIENT

westbank QuadReal

KEY PLAN

N

No.	DESCRIPTION	DATE
	ISSUED FOR REVISION TO DP 02	28 FEB 2019
	ISSUED FOR DEVELOPMENT PERMIT 02	14 DEC 2018

REVISIONS

DRAWING STATUS

NOT FOR CONSTRUCTION

Discrepancies must be reported immediately to the Architect before proceeding. Only figured dimensions are to be used. Contractors must check all dimensions on site. This drawing is protected by copyright.

ALL DIMENSIONS ARE SHOWN IN METRIC.

HENRIQUEZ

Henriquez Partners Architects
598 W Georgia Street
Vancouver BC Canada V6B 2A3
T 604 687 5681

SEAL

NORTH ARROW

N

PROJECT NORTH TRUE NORTH

DRAWING TITLE

BUILDING 6&7 EAST ELEVATION

DRAWN	CHECKED
YY	PW
SCALE 1:250	DATE 06/12/18

GRAPHIC SCALE

PROJECT NO. **1109**

BUILDING	PHASE
PP	1S

DRAWING AUTHOR	DRAWING NO.	REV NO.
AH	51-001	00

36" x 48" And E -SHEET SIZE

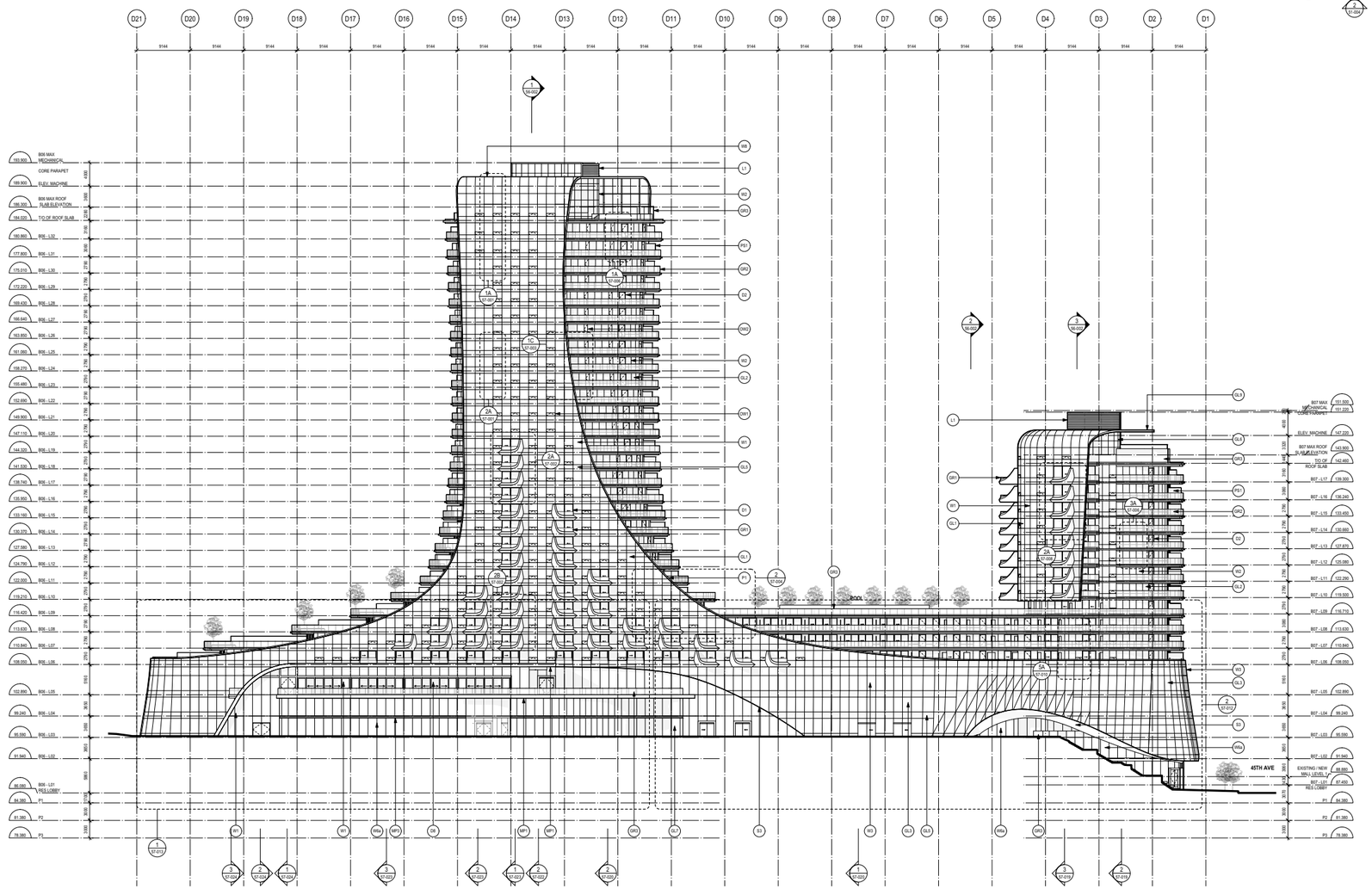

1 **BUILDING 6 & 7 - WEST ELEVATION**
Scale 1:250

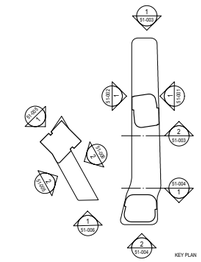

MATERIAL LEGEND

W1 - WALLS
W1 - UNITIZED CURTAIN WALL - 4 SIDED SSG
W2 - UNITIZED CURTAIN WALL - 4 SIDED SSG
W3 - UNITIZED CURTAIN WALL - 4 SIDED SSG (PLANAR)
W4 - UNITIZED CURTAIN WALL - 4 SIDED SSG (NON-PLANAR)
W5 - STRUCTURAL GLASS w/ FINS - FIXED CONNECTIONS
W6a - STRUCTURAL GLASS - BASE LOADED
W6b - STRUCTURAL GLASS w/ FINS - BASE LOADED
W7 - AUTOMATIC FOLDING DOOR
W8 - STICK BUILT CURTAIN WALL SKYLIGHT
W9 - METAL PANEL
W10 - ARCHITECTURAL CONCRETE

GL3 - GLASS
GL3 - VISION GLASS - TRIPLE GLAZED
GL4 - VISION GLASS - TRIPLE GLAZED
GL5 - VISION GLASS - TRIPLE GLAZED (PLANAR)
GL6 - VISION GLASS - TRIPLE GLAZED (NON-PLANAR)
GL5 - SPANDREL GLASS - DOUBLE GLAZED (WHITE)

GL6 - GLASS (CONTINUED)
GL6 - SPANDREL GLASS - DOUBLE GLAZED (CHARCOAL)
GL7 - VISION GLASS - DOUBLE GLAZED (STRUCTURAL GLASS)
GL8 - GLASS FINS (STRUCTURAL GLASS SUPPORT)
GL9 - PV GLASS

MP3 - METAL SPANDREL
MP1 - METAL PANEL SPANDREL (WHITE)
MP2 - METAL PANEL SPANDREL (CHARCOAL)
MP3 - STAINLESS STEEL SPANDREL

D5 - DOORS
D1 - TERRACE SLIDING DOOR
D2 - TERRACE SWING DOOR
D3 - COMMERCIAL ALUMINUM ENTRANCE
D4 - COMMERCIAL HOLLOW METAL DOOR (CLAD IN STAINLESS STEEL)
D5 - COMMERCIAL FRAMELESS ENTRANCE
D6 - COMMERCIAL AUTOMATIC SLIDING DOOR
D7 - WOOD SWING DOOR
D8 - COMMERCIAL WALL FRONT SLIDER

GR3 - GUARDRAILS
GR1 - GFRC w/ SIDE MOUNTED GLASS GUARD w/ FIXED CONNECTION
GR2 - SIDE MOUNTED ALUMINUM GLASS GUARD
GR3 - SIDE MOUNTED GLASS GUARD w/ FIXED CONNECTION

P5 - PLANTERS
P1 - PAINTED ALUMINUM PLANTER

PS2 - PRIVACY SCREEN
PS1 - ALUMINUM PRIVACY SCREEN w/ DIFFUSE GLASS

C5 - CANOPIES
C1 - GLASS & STEEL CANOPY (STRUCTURAL SILICONE)
C2 - GLASS & STEEL CANOPY w/ FIXED CONNECTIONS

S5 - WINDOWS
OW1 - AWNING WINDOW
OW2 - CASEMENT WINDOW
OW3 - SLIDING WINDOW

V5 - VENTS
V1 - LINEAR VENT

L5 - LOUVERS
L1 - PAINTED LOUVER (IN CURTAIN WALL)
L2 - STAINLESS STEEL LOUVER
L3 - PAINTED LOUVER SCREEN

S5 - SOFFITS
S1 - PAINTED METAL SOFFIT (WHITE)
S2 - STUCCO SOFFIT WITH PAINTED METAL FASCIA (CHARCOAL)
S3 - METAL SOFFIT (METALLIC)

PROJECT

OAKRIDGE

CLIENT

westbank QuadReal

KEY PLAN

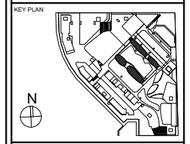

No.	DESCRIPTION	DATE
	ISSUED FOR REVISION TO DP 02	28 FEB 2018
	ISSUED FOR DEVELOPMENT PERMIT 02	14 DEC 2018

REVISIONS

DRAWING STATUS

NOT FOR CONSTRUCTION

Discrepancies must be reported immediately to the Architect before proceeding. Only figured dimensions are to be used. Contractors must check all dimensions on site. This drawing is protected by copyright.

ALL DIMENSIONS ARE SHOWN IN METRIC.

HENRIQUEZ

Henriquez Partners Architects
598 W Georgia Street
Vancouver BC Canada V6B 2A3
T 604 687 5681

SEAL

NORTH ARROW

N

PROJECT NORTH TRUE NORTH

DRAWING TITLE

BUILDING 6&7 WEST ELEVATION

DRAWN	CHECKED
YY	PW
SCALE 1:250	DATE 06/12/18

GRAPHIC SCALE

PROJECT NO. *1109*

BUILDING	PHASE
PP	*1S*

DRAWING AUTHOR	DRAWING NO.	REV NO.
AH	*51-002*	*00*

36" x 48" Arch E - SHEET SIZE



1 **BUILDING 6 - NORTH ELEVATION**
Scale 1:250

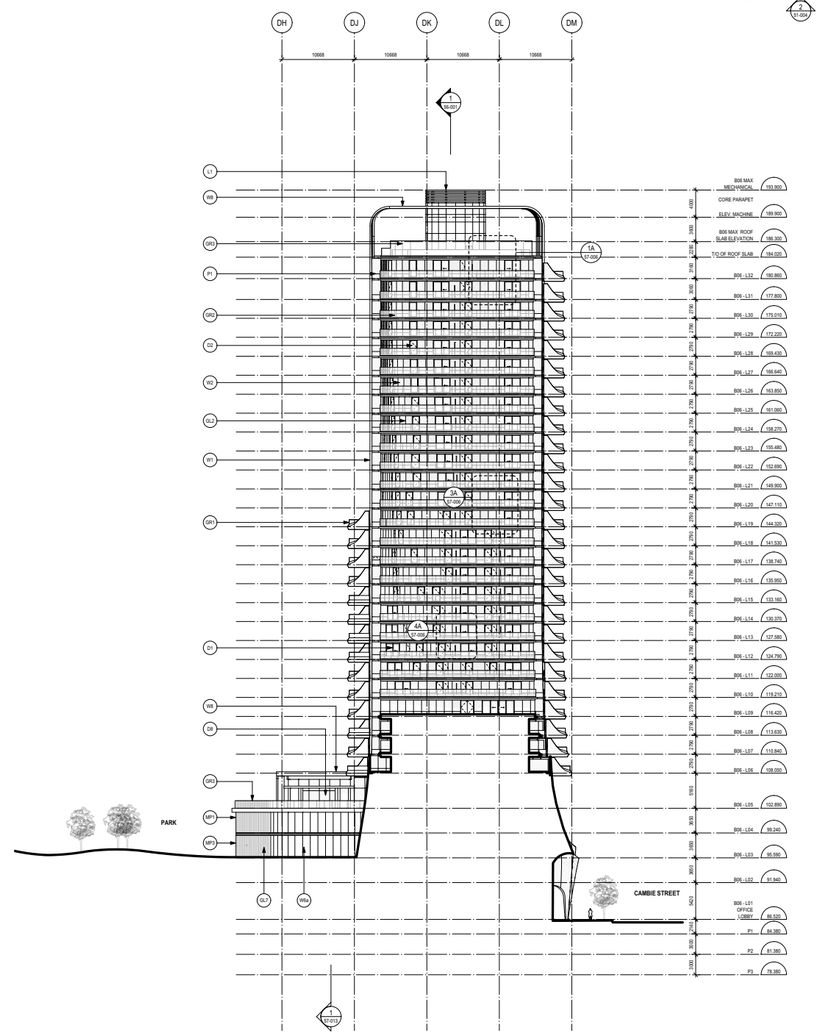

2 **BUILDING 6 - SOUTH ELEVATION**
Scale 1:250

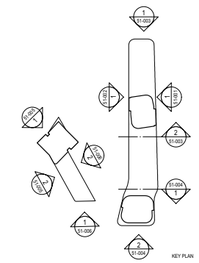

MATERIAL LEGEND

W8 - WALLS
W1 - UNITIZED CURTAIN WALL - 4 SIDED SSG
W2 - UNITIZED CURTAIN WALL - 3 SIDED SSG
W3 - UNITIZED CURTAIN WALL - 4 SIDED SSG (PLANAR)
W4 - UNITIZED CURTAIN WALL - 4 SIDED SSG (NON-PLANAR)
W5 - STRUCTURAL GLASS w/ FINS - FIXED CONNECTIONS
W6a - STRUCTURAL GLASS - BASE LOADED
W6b - STRUCTURAL GLASS w/ FINS - BASE LOADED
W7 - AUTOMATIC FOLDING DOOR
W8 - STICK BUILT CURTAIN WALL SKYLIGHT
W9 - METAL PANEL
W10 - ARCHITECTURAL CONCRETE

GL5 - GLASS
GL1 - VISION GLASS - TRIPLE GLAZED
GL2 - VISION GLASS - TRIPLE GLAZED
GL3 - VISION GLASS - TRIPLE GLAZED (PLANAR)
GL4 - VISION GLASS - TRIPLE GLAZED (NON-PLANAR)
GL5 - SPANDREL GLASS - DOUBLE GLAZED (WHITE)

GL6 - GLASS (CONTINUED)
GL6 - SPANDREL GLASS - DOUBLE GLAZED (CHARCOAL)
GL7 - VISION GLASS - DOUBLE GLAZED (STRUCTURAL GLASS)
GL8 - GLASS FINS (STRUCTURAL GLASS SUPPORT)
GL9 - PV GLASS

MP5 - METAL SPANDREL
MP1 - METAL PANEL SPANDREL (WHITE)
MP2 - METAL PANEL SPANDREL (CHARCOAL)
MP3 - STAINLESS STEEL SPANDREL

D5 - DOORS
D1 - TERRACE SLIDING DOOR
D2 - TERRACE SWING DOOR
D3 - COMMERCIAL ALUMINUM ENTRANCE
D4 - COMMERCIAL HOLLOW METAL DOOR (CLAD IN STAINLESS STEEL)
D5 - COMMERCIAL FRAMELESS ENTRANCE
D6 - COMMERCIAL AUTOMATIC SLIDING DOOR
D7 - WOOD SWING DOOR
D8 - COMMERCIAL WALL FRONT SLIDER

OW5 - WINDOWS
OW1 - AWNING WINDOW
OW2 - CASEMENT WINDOW
OW3 - SLIDING WINDOW

V5 - VENTS
V1 - LINEAR VENT

L5 - LOUVERS
L1 - PAINTED LOUVER (IN CURTAIN WALL)
L2 - STAINLESS STEEL LOUVER
L3 - PAINTED LOUVER SCREEN

S5 - SOFFITS
S1 - PAINTED METAL SOFFIT (WHITE)
S2 - STUCCO SOFFIT WITH PAINTED METAL FASCIA (CHARCOAL)
S3 - METAL SOFFIT (METALLIC)

GR5 - GUARDRAILS
GR1 - OPAC w/ SIDE MOUNTED GLASS GUARD w/ FIXED CONNECTION
GR2 - SIDE MOUNTED ALUMINUM GLASS GUARD
GR3 - SIDE MOUNTED GLASS GUARD w/ FIXED CONNECTION

P5 - PLANTERS
P1 - PAINTED ALUMINUM PLANTER

PS5 - PRIVACY SCREEN
PS1 - ALUMINUM PRIVACY SCREEN w/ DIFFUSE GLASS

C5 - CANOPIES
C1 - GLASS & STEEL CANOPY (STRUCTURAL SILICONE)
C2 - GLASS & STEEL CANOPY w/ FIXED CONNECTIONS

PROJECT

OAKRIDGE

CLIENT

westbank QuadReal

KEY PLAN

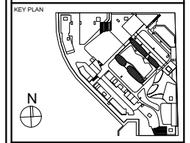

No.	DESCRIPTION	DATE
	ISSUED FOR REVISION TO DP 02	08 FEB 2019
	ISSUED FOR DEVELOPMENT PERMIT 02	14 DEC 2018

REVISIONS

DRAWING STATUS

NOT FOR CONSTRUCTION

Discrepancies must be reported immediately to the Architect before proceeding. Only figured dimensions are to be used. Contractors must check all dimensions on site. This drawing is protected by copyright.

ALL DIMENSIONS ARE SHOWN IN METRIC.

HENRIQUEZ

Henriquez Partners Architects
930 W Georgia Street
Vancouver BC Canada V6B 2A3
T 604 687 5681

SEAL

NORTH ARROW

N

PROJECT NORTH TRUE NORTH

DRAWING TITLE

BUILDING 6 NORTH & SOUTH ELEVATION

DRAWN	CHECKED
YY	PW
SCALE 1:250	DATE 06/12/18

GRAPHIC SCALE

PROJECT NO. **1109**

BUILDING	PHASE
PP	1S

DRAWING AUTHOR	DRAWING NO.	REV NO.
AH	51-003	00

36" x 48" Arch E - SHEET SIZE

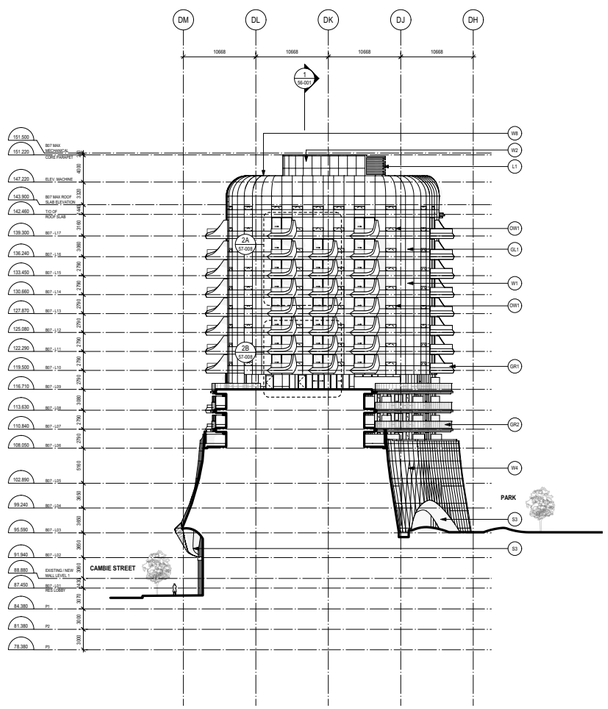
DM
DL
DK
DJ
DH
10668
10668
10668
10668
1
DR-001
W8
W2
L1
W4
GL1
W1
W1
GR1
GR2
W4
S3
S3
PARK
CAMBIE STREET
151.500
151.220
BOT MAX MECHANICAL ROOM FLOOR
147.220
ELEV. MACHINE
143.900
BOT MAX ROOF SLAB ELEVATION
142.480
TOO OF ROOF SLAB
139.300
BOT - L17
136.240
BOT - L16
133.450
BOT - L15
130.660
BOT - L14
127.875
BOT - L13
125.080
BOT - L12
122.290
BOT - L11
119.500
BOT - L10
116.710
BOT - L09
113.935
BOT - L08
110.840
BOT - L07
108.050
BOT - L06
102.850
BOT - L05
99.240
BOT - L04
95.590
BOT - L03
91.940
BOT - L02
88.850
EXISTING / NEW MIN.1 LEVEL
87.450
BOT - L01 RES LOBBY
84.380
P1
81.380
P2
78.380
P3
4.610
3.320
3.440
3.140
3.360
2.790
2.790
2.790
2.790
2.790
2.790
2.790
2.790
2.790
2.790
3.100
3.100
3.100

36" x 48" Arch E - SHEET SIZE



1 **BUILDING 8 - NORTH ELEVATION**
Scale 1:250

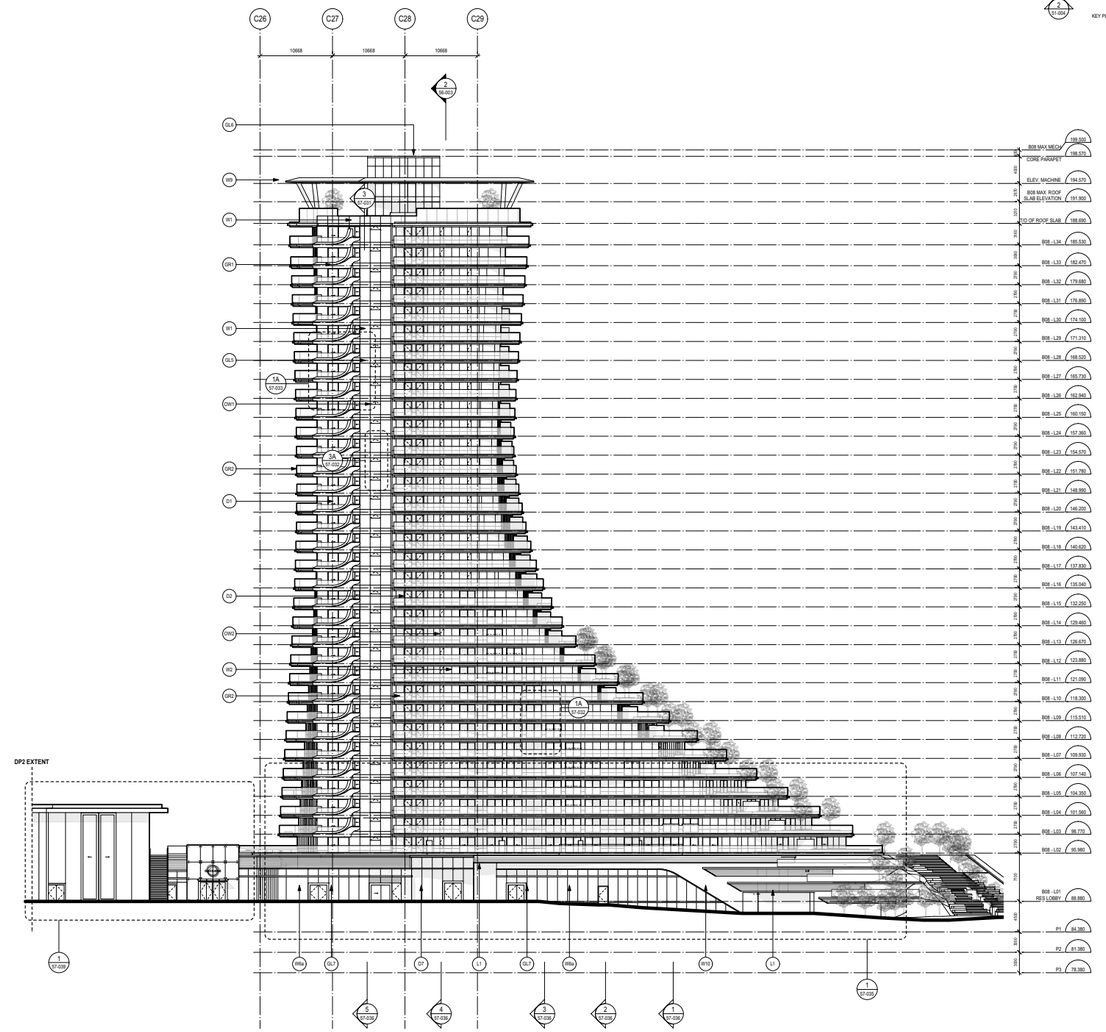

2 **BUILDING 8 - WEST ELEVATION**
Scale 1:250

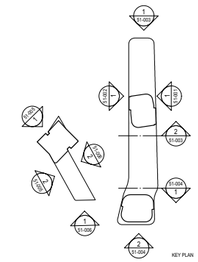

MATERIAL LEGEND

W1 - WALLS
W1 - UNITIZED CURTAIN WALL - 4 SIDED SSG
W2 - UNITIZED CURTAIN WALL - 4 SIDED SSG
W3 - UNITIZED CURTAIN WALL - 4 SIDED SSG (PLANAR)
W4 - UNITIZED CURTAIN WALL - 4 SIDED SSG (NON-PLANAR)
W5 - STRUCTURAL GLASS w/ FINS - FIXED CONNECTIONS
W6a - STRUCTURAL GLASS - BASE LOADED
W6b - STRUCTURAL GLASS w/ FINS - BASE LOADED
W7 - AUTOMATIC FOLDING DOOR
W8 - STICK BUILT CURTAIN WALL SKYLIGHT
W9 - METAL PANEL
W10 - ARCHITECTURAL CONCRETE

GL1 - GLASS
GL1 - VISION GLASS - TRIPLE GLAZED
GL2 - VISION GLASS - TRIPLE GLAZED
GL3 - VISION GLASS - TRIPLE GLAZED (PLANAR)
GL4 - VISION GLASS - TRIPLE GLAZED (NON-PLANAR)
GL5 - SPANDREL GLASS - DOUBLE GLAZED (WHITE)

GL6 - GLASS (CONTINUED)
GL6 - SPANDREL GLASS - DOUBLE GLAZED (CHARCOAL)
GL7 - VISION GLASS - DOUBLE GLAZED (STRUCTURAL GLASS)
GL8 - GLASS FINS (STRUCTURAL GLASS SUPPORT)
GL9 - PV GLASS

MP1 - METAL SPANDREL
MP1 - METAL PANEL SPANDREL (WHITE)
MP2 - METAL PANEL SPANDREL (CHARCOAL)
MP3 - STAINLESS STEEL SPANDREL

D1 - DOORS
D1 - AUTOMATIC SLIDING DOOR
D2 - TERRACE SWING DOOR
D3 - COMMERCIAL ALUMINUM ENTRANCE
D4 - COMMERCIAL HOLLOW METAL DOOR (CLAD IN STAINLESS STEEL)
D5 - COMMERCIAL FRAMELESS ENTRANCE
D6 - COMMERCIAL AUTOMATIC SLIDING DOOR
D7 - WOOD SWING DOOR
D8 - COMMERCIAL WALL FRONT SLIDER

OW5 - WINDOWS
OW1 - AWNING WINDOW
OW2 - CASEMENT WINDOW
OW3 - SLIDING WINDOW

V5 - VENTS
V1 - LINEAR VENT

L5 - LOUVERS
L1 - PAINTED LOUVER (IN CURTAIN WALL)
L2 - STAINLESS STEEL LOUVER
L3 - PAINTED LOUVER SCREEN

S5 - SOFFITS
S1 - PAINTED METAL SOFFIT (WHITE)
S2 - STUCCO SOFFIT WITH PAINTED METAL FASCIA (CHARCOAL)
S3 - METAL SOFFIT (METALLIC)

GR5 - GUARDRAILS
GR1 - GFRC W SIDE MOUNTED GLASS GUARD w/ FIXED CONNECTION
GR2 - SIDE MOUNTED ALUMINUM GLASS GUARD
GR3 - SIDE MOUNTED GLASS GUARD w/ FIXED CONNECTION
GR4 - GLASS

P5 - PLANTERS
P1 - PAINTED ALUMINUM PLANTER

PS5 - PRIVACY SCREEN
PS1 - ALUMINUM PRIVACY SCREEN w/ DIFFUSE GLASS

C5 - CANOPIES
C1 - GLASS & STEEL CANOPY (STRUCTURAL SILICONE)
C2 - GLASS & STEEL CANOPY w/ FIXED CONNECTIONS

PROJECT

OAKRIDGE

CLIENT

westbank QuadReal

KEY PLAN

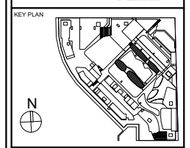

No.	DESCRIPTION:	DATE:
	ISSUED FOR REVISION TO DP 02	08 FEB 2019
	ISSUED FOR DEVELOPMENT PERMIT 02	14 DEC 2018

REVISIONS

DRAWING STATUS

NOT FOR CONSTRUCTION

Discrepancies must be reported immediately to the Architect before proceeding. Only figured dimensions are to be used. Contractors must check all dimensions on site. This drawing is protected by copyright.

ALL DIMENSIONS ARE SHOWN IN METRIC.

HENRIQUEZ

Henriquez Partners Architects
598 W Georgia Street
Vancouver BC Canada V6B 2A3
T 604 687 5681

SEAL

NORTH ARROW

N

PROJECT NORTH TRUE NORTH

DRAWING TITLE

BUILDING 8 NORTH & WEST ELEVATIONS

DRAWN	CHECKED
YY	PW
SCALE 1:250	DATE 06/12/18

GRAPHIC SCALE

PROJECT NO. **1109**

BUILDING	PHASE
PP	1S

DRAWING AUTHOR	DRAWING NO.	REV NO.
AH	51-005	00

36" x 48" And E SHEET SIZE



1 **BUILDING 8 - SOUTH ELEVATION**
Scale 1:250



2 **BUILDING 8 - EAST ELEVATION**
Scale 1:250

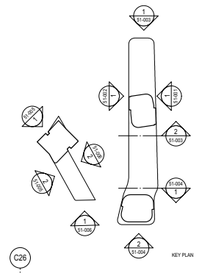

MATERIAL LEGEND

W0 - WALLS
W1 - UNITIZED CURTAIN WALL - 4 SIDED SSG
W2 - UNITIZED CURTAIN WALL - 4 SIDED SSG
W3 - UNITIZED CURTAIN WALL - 4 SIDED SSG (PLANAR)
W4 - UNITIZED CURTAIN WALL - 4 SIDED SSG (NON-PLANAR)
W5 - STRUCTURAL GLASS w/ FINS - FIXED CONNECTIONS
W6a - STRUCTURAL GLASS - BASE LOADED
W6b - STRUCTURAL GLASS w/ FINS - BASE LOADED
W7 - AUTOMATIC FOLDING DOOR
W8 - STICK BUILT CURTAIN WALL SKYLIGHT
W9 - CMU WALL
W10 - ARCHITECTURAL CONCRETE

GL0 - GLASS
GL1 - VISION GLASS - TRIPLE GLAZED
GL2 - VISION GLASS - TRIPLE GLAZED
GL3 - VISION GLASS - TRIPLE GLAZED (PLANAR)
GL4 - VISION GLASS - TRIPLE GLAZED (NON-PLANAR)
GL5 - SPANDREL GLASS - DOUBLE GLAZED (WHITE)

GL6 - GLASS (CONTINUED)
GL6 - SPANDREL GLASS - DOUBLE GLAZED (CHARCOAL)
GL7 - VISION GLASS - DOUBLE GLAZED (STRUCTURAL GLASS)
GL8 - GLASS FINS (STRUCTURAL GLASS SUPPORT)
GL9 - PV GLASS

MP0 - METAL SPANDREL
MP1 - METAL PANEL SPANDREL (WHITE)
MP2 - METAL PANEL SPANDREL (CHARCOAL)
MP3 - STAINLESS STEEL SPANDREL

D0 - DOORS
D1 - TERRACE SLIDING DOOR
D2 - TERRACE SWING DOOR
D3 - COMMERCIAL ALUMINUM ENTRANCE
D4 - COMMERCIAL HOLLOW METAL DOOR (CLAD IN STAINLESS STEEL)
D5 - COMMERCIAL FRAMELESS ENTRANCE
D6 - COMMERCIAL AUTOMATIC SLIDING DOOR
D7 - WOOD SWING DOOR
D8 - COMMERCIAL WALL FRONT SLIDER

OW0 - WINDOWS
OW1 - AWNING WINDOW
OW2 - CASEMENT WINDOW
OW3 - SLIDING WINDOW

V0 - VENTS
V1 - LINEAR VENT

L0 - LOUVERS
L1 - PAINTED LOUVER (IN CURTAIN WALL)
L2 - STAINLESS STEEL LOUVER
L3 - PAINTED LOUVER SCREEN

S0 - SOFFITS
S1 - PAINTED METAL SOFFIT (WHITE)
S2 - STUCCO SOFFIT WITH PAINTED METAL FASCIA (CHARCOAL)
S3 - METAL SOFFIT (METALLIC)

GR0 - GUARDRAILS
GR1 - GFRC w/ SIDE MOUNTED GLASS GUARD w/ FIXED CONNECTION
GR2 - SIDE MOUNTED ALUMINUM GLASS GUARD
GR3 - SIDE MOUNTED GLASS GUARD w/ FIXED CONNECTION

P0 - PLANTERS
P1 - PAINTED ALUMINUM PLANTER

PS0 - PRIVACY SCREEN
PS1 - ALUMINUM PRIVACY SCREEN w/ DIFFUSE GLASS

C0 - CANOPIES
C1 - GLASS & STEEL CANOPY (STRUCTURAL SILICONE)
C2 - GLASS & STEEL CANOPY w/ FIXED CONNECTIONS

PROJECT

OAKRIDGE

CLIENT

westbank QuadReal

KEY PLAN

No.	DESCRIPTION:	DATE:
	ISSUED FOR REVISION TO DP 02	08 FEB 2019
	ISSUED FOR DEVELOPMENT PERMIT 02	14 DEC 2018

REVISIONS

DRAWING STATUS

NOT FOR CONSTRUCTION

Discrepancies must be reported immediately to the Architect before proceeding. Only figured dimensions are to be used. Contractors must check all dimensions on site. This drawing is protected by copyright.

ALL DIMENSIONS ARE SHOWN IN METRIC.

Henriquez Partners Architects
598 W Georgia Street
Vancouver BC, Canada V6B 2A3
T 604 687 5681

SEAL

NORTH ARROW

N

PROJECT NORTH TRUE NORTH

DRAWING TITLE

BUILDING 8 SOUTH & EAST ELEVATIONS

DRAWN	CHECKED
YY	PW
SCALE 1:250	DATE 06/12/18

GRAPHIC SCALE

PROJECT NO. **1109**

BUILDING	PHASE
PP	1S

DRAWING AUTHOR	DRAWING NO.	REV NO.
AH	51-006	00

MATERIAL LEGEND

W1 - WALLS
W1 - UNITIZED CURTAIN WALL - 4 SIDED SSG
W2 - UNITIZED CURTAIN WALL - 4 SIDED SSG
W3 - UNITIZED CURTAIN WALL - 4 SIDED SSG (PLANAR)
W4 - UNITIZED CURTAIN WALL - 4 SIDED SSG (NON-PLANAR)
W5 - STRUCTURAL GLASS w/ FINS - FIXED CONNECTIONS
W6a - STRUCTURAL GLASS - BASE LOADED
W6b - STRUCTURAL GLASS w/ FINS - BASE LOADED
W7 - AUTOMATIC FOLDING DOOR
W8 - STICK BUILT CURTAIN WALL SKYLIGHT
W9 - METAL PANEL
W10 - ARCHITECTURAL CONCRETE

GL1 - GLASS
GL1 - VISION GLASS - TRIPLE GLAZED
GL2 - VISION GLASS - TRIPLE GLAZED
GL3 - VISION GLASS - TRIPLE GLAZED (PLANAR)
GL4 - VISION GLASS - TRIPLE GLAZED (NON-PLANAR)
GL5 - SPANDREL GLASS - DOUBLE GLAZED (WHITE)

GL6 - GLASS (CONTINUED)
GL6 - SPANDREL GLASS - DOUBLE GLAZED (CHARCOAL)
GL7 - VISION GLASS - DOUBLE GLAZED (STRUCTURAL GLASS)
GL8 - GLASS FINS (STRUCTURAL GLASS SUPPORT)
GL9 - PV GLASS

MP1 - METAL SPANDREL
MP1 - METAL PANEL SPANDREL (WHITE)
MP2 - METAL PANEL SPANDREL (CHARCOAL)
MP3 - STAINLESS STEEL SPANDREL

D2 - DOORS
D1 - TERRACE SLIDING DOOR
D2 - TERRACE SWING DOOR
D3 - COMMERCIAL ALUMINUM ENTRANCE
D4 - COMMERCIAL HOLLOW METAL DOOR (CLAD IN STAINLESS STEEL)
D5 - COMMERCIAL FRAMELESS ENTRANCE
D6 - COMMERCIAL AUTOMATIC SLIDING DOOR
D7 - WOOD SWING DOOR
D8 - COMMERCIAL WALL FRONT SLIDER

OW3 - WINDOWS
OW1 - AWNING WINDOW
OW2 - CASEMENT WINDOW
OW3 - SLIDING WINDOW

V5 - VENTS
V1 - LINEAR VENT

L2 - LOUVERS
L1 - PAINTED LOUVER (IN CURTAIN WALL)
L2 - STAINLESS STEEL LOUVER
L3 - PAINTED LOUVER SCREEN

S3 - SOFFITS
S1 - ALUMINUM METAL SOFFIT (WHITE)
S2 - STUCCO SOFFIT WITH PAINTED METAL FASCIA (CHARCOAL)
S3 - METAL SOFFIT (METALLIC)

GR5 - GUARDRAILS
GR1 - GFRC w/ SIDE MOUNTED GLASS GUARD w/ FIXED CONNECTION
GR2 - SIDE MOUNTED ALUMINUM GLASS GUARD
GR3 - SIDE MOUNTED GLASS GUARD w/ FIXED CONNECTION

P5 - PLANTERS
P1 - PAINTED ALUMINUM PLANTER

PS5 - PRIVACY SCREEN
PS1 - ALUMINUM PRIVACY SCREEN w/ DIFFUSE GLASS

C2 - CANOPIES
C1 - GLASS & STEEL CANOPY (STRUCTURAL SILICONE)
C2 - GLASS & STEEL CANOPY w/ FIXED CONNECTIONS

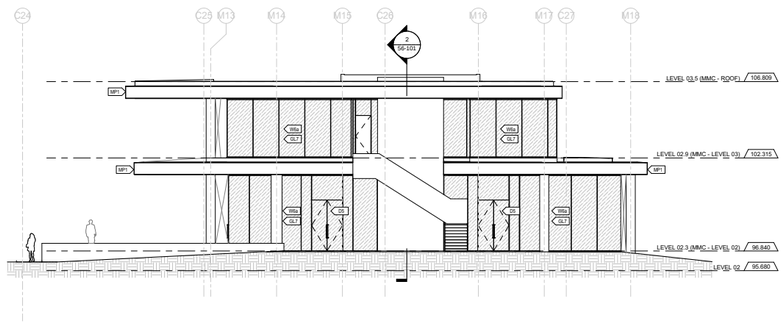

ENLARGED ELEVATION MEDIA - SOUTH (4)
22-225
1 : 100

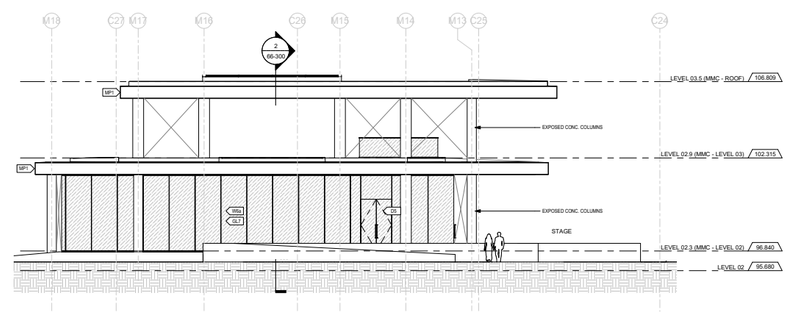

ENLARGED ELEVATION MEDIA - NORTH (2)
20-10219
1 : 100

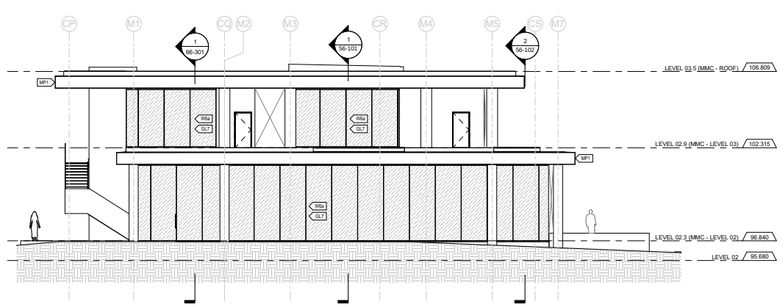

ENLARGED ELEVATION MEDIA - EAST (3)
20-10219
1 : 100

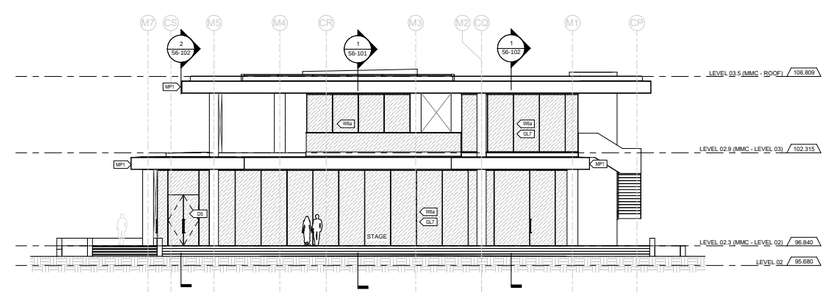

ENLARGED ELEVATION MEDIA- WEST (1)
22-225
1 : 100

PROJECT

OAKRIDGE

CLIENT

westbank QuadReal

KEY PLAN

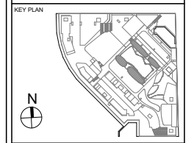

No.	DESCRIPTION:	DATE:
	ISSUED FOR REVISION TO DP 52	09 FEB 2019
	ISSUED FOR DEVELOPMENT PERMIT 52	14 DEC 2018

REVISIONS

DRAWING STATUS:
NOT FOR CONSTRUCTION

Discrepancies must be reported immediately to the Architect before proceeding. Only figured dimensons are to be used. Contractors must check all dimensions on site. This drawing is protected by copyright.

ALL DIMENSIONS ARE SHOWN IN METRIC.

Gensler
500 S. Figueroa Street
Los Angeles, CA 90071
USA
Tel (213) 327-3600

SEAL

NORTH ARROW

DRAWING TITLE
ENLARGED ELEVATION - MEDIA MIXING CHAMBER

DRAWN: GEN	CHECKED: Checker
SCALE: 1 : 100	DATE: 11/07/2018
GRAPHIC SCALE	
PROJECT NO. 05.1476.000	
BUILDING: PP	PHASE: 1S
DRAWING AUTHOR: AG	DRAWING NO.: 52-001
	REV NO.

FILE NAME: \\gensler.at\Projects\Vancouver\Oakridge\Models\25697CAN-OBN-PH15_V80_Vince@gensler.com.rvt
PLOTTED BY: Vince Tjandra on 6:00 PM

36" x 48" ANSI E - SHEET SIZE

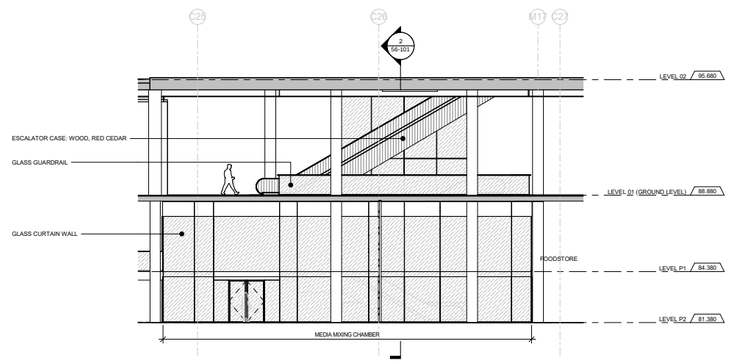

ENLARGED ELEVATION MEDIA - PARKADE - SOUTH (4)
22-225
1 : 100

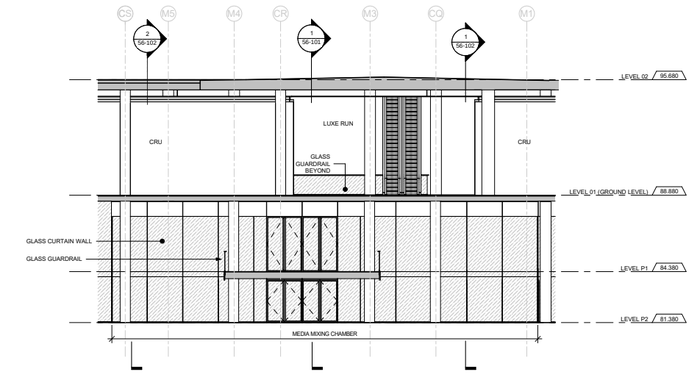

ENLARGED ELEVATION MEDIA - PARKADE - WEST (2)
22-225
1 : 100

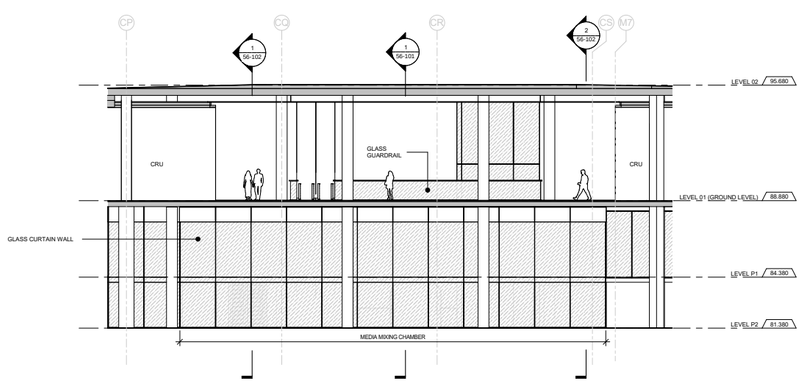

ENLARGED ELEVATION MEDIA - PARKADE - EAST (3)
20-07019
1 : 100

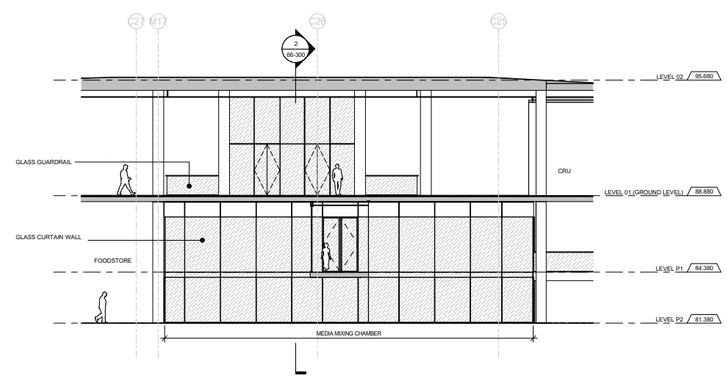

ENLARGED ELEVATION MEDIA - PARKADE - NORTH (1)
20-07019
1 : 100

PROJECT

OAKRIDGE

CLIENT

westbank QuadReal

KEY PLAN

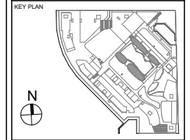

No.	DESCRIPTION:	DATE:
	ISSUED FOR REVISION TO DP 02	08 FEB 2019
	ISSUED FOR DEVELOPMENT PERMIT 02	14 DEC 2018

REVISIONS

DRAWING STATUS

NOT FOR CONSTRUCTION

Discrepancies must be reported immediately to the Architect before proceeding. Only figured dimensions are to be used. Contractors must check all dimensions on site. This drawing is protected by copyright.

ALL DIMENSIONS ARE SHOWN IN METRIC.

Gensler
500 S. Figueroa Street
Los Angeles, CA 90071
USA
Tel: (213) 327-3600

SEAL

NORTH ARROW

N

PROJECT NORTH TRUE NORTH

DRAWING TITLE

ENLARGED ELEVATION - MEDIA MIXING CHAMBER

DRAWN	CHECKED
GEN	Checker
SCALE	DATE
1 : 100	11/07/2018

GRAPHIC SCALE

PROJECT NO. *05.1476.000*

BUILDING	PHASE
PP	*1S*

DRAWING AUTHOR	DRAWING NO.	REV NO.
AG	*52-002*	

FILE NAME: \\gensler.sf\Projects\Work\Models\25907OAK-GEN-PH15_W8_Hock@gensler.com.rvt
PLOTTED: 11/07/2018 2:30:45 PM

36" x 48" ANSI E - SHEET SIZE

36" x 48" Arch E - SHEET SIZE

MATERIAL LEGEND

WS - WALLS
W1 - UNITIZED CURTAIN WALL - 4 SIDED SSG
W2 - UNITIZED CURTAIN WALL - 4 SIDED SSG
W3 - UNITIZED CURTAIN WALL - 4 SIDED SSG (PLANAR)
W4 - UNITIZED CURTAIN WALL - 4 SIDED SSG (NON-PLANAR)
W5 - STRUCTURAL GLASS w/ FINS - FIXED CONNECTIONS
W6a - STRUCTURAL GLASS - BASE LOADED
W6b - STRUCTURAL GLASS w/ FINS - BASE LOADED
W7 - AUTOMATIC FOLDING DOOR
W8 - STICK BUILT CURTAIN WALL SKYLIGHT
W9 - METAL PANEL
W10 - ARCHITECTURAL CONCRETE

GLZ - GLASS
GL1 - VISION GLASS - TRIPLE GLAZED
GL2 - VISION GLASS - TRIPLE GLAZED
GL3 - VISION GLASS - TRIPLE GLAZED (PLANAR)
GL4 - VISION GLASS - TRIPLE GLAZED (NON-PLANAR)
GL5 - SPANDREL GLASS - DOUBLE GLAZED (WHITE)

GLZ - GLASS (CONTINUED)
GL6 - SPANDREL GLASS - DOUBLE GLAZED (CHARCOAL)
GL7 - VISION GLASS - DOUBLE GLAZED (STRUCTURAL GLASS)
GL8 - GLASS FINS (STRUCTURAL GLASS SUPPORT)
GL9 - PV GLASS

MP1 - METAL SPANDREL
MP1 - METAL PANEL SPANDREL (WHITE)
MP2 - METAL PANEL SPANDREL (CHARCOAL)
MP3 - STAINLESS STEEL SPANDREL

D1 - DOORS
D1 - TERRACE SLIDING DOOR
D2 - TERRACE SWING DOOR
D3 - COMMERCIAL ALUMINUM ENTRANCE
D4 - COMMERCIAL HOLLOW METAL DOOR (CLAD IN STAINLESS STEEL)
D5 - COMMERCIAL FRAMELESS ENTRANCE
D6 - COMMERCIAL AUTOMATIC SLIDING DOOR
D7 - WOOD SWING DOOR
D8 - COMMERCIAL WALL FRONT SLIDER

OW1 - WINDOWS
OW1 - AWNING WINDOW
OW2 - CASEMENT WINDOW
OW3 - SLIDING WINDOW

V1 - VENTS
V1 - LINEAR VENT

L1 - LOUVERS
L1 - PAINTED LOUVER (IN CURTAIN WALL)
L2 - STAINLESS STEEL LOUVER
L3 - PAINTED LOUVER SCREEN

S1 - SOFFITS
S1 - PAINTED METAL SOFFIT (WHITE)
S2 - STUCCO SOFFIT WITH PAINTED METAL FASCIA (CHARCOAL)
S3 - METAL SOFFIT (METALLIC)

GR1 - GUARDRAILS
GR1 - GFRC w/ SIDE MOUNTED GLASS GUARD w/ FIXED CONNECTION
GR2 - SIDE MOUNTED ALUMINUM GLASS GUARD
GR3 - SIDE MOUNTED GLASS GUARD w/ FIXED CONNECTION

P1 - PLANTERS
P1 - PAINTED ALUMINUM PLANTER

PS1 - PRIVACY SCREEN
PS1 - ALUMINUM PRIVACY SCREEN w/ DIFFUSE GLASS

C1 - CANOPIES
C1 - GLASS & STEEL CANOPY (STRUCTURAL SILICONE)
C2 - GLASS & STEEL CANOPY w/ FIXED CONNECTIONS

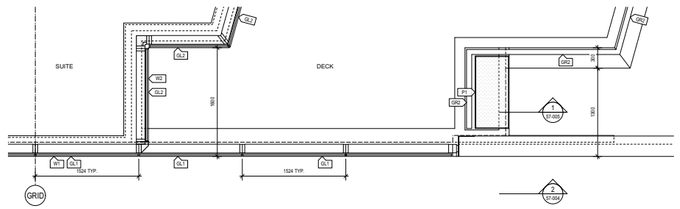

1A WEST REVEAL: LEVEL 12 PLAN DETAIL
1 : 25

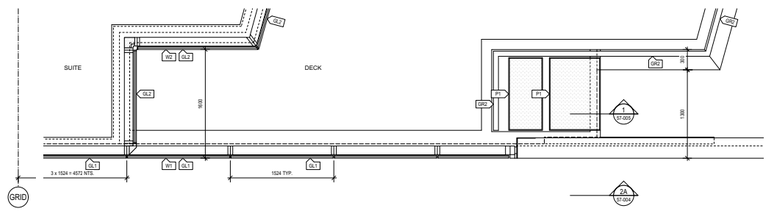

1B WEST REVEAL: LEVEL 11 PLAN DETAIL
1 : 25

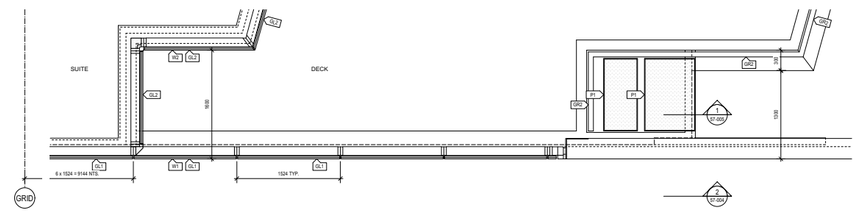

1C WEST REVEAL: LEVEL 10 PLAN DETAIL
1 : 25

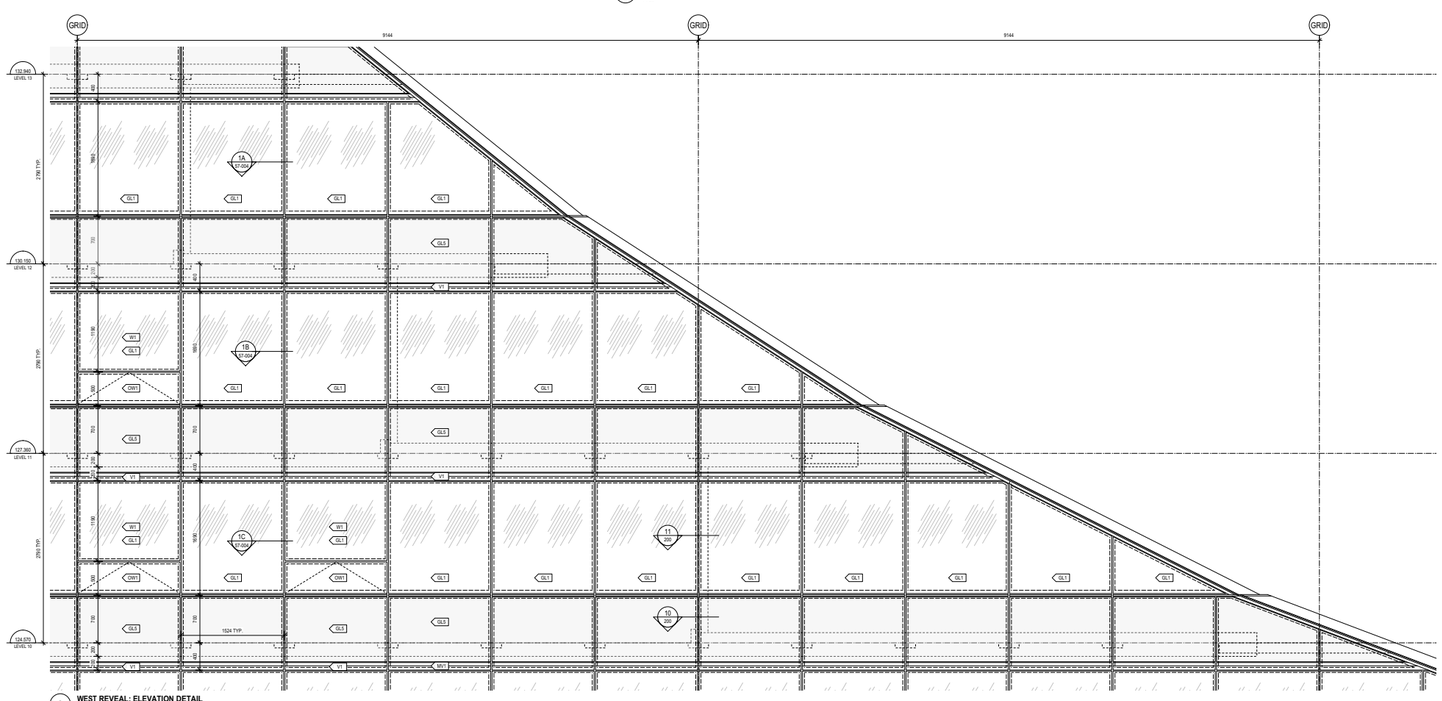

2 WEST REVEAL: ELEVATION DETAIL
1 : 25

PROJECT

OAKRIDGE

CLIENT

westbank QuadReal

KEY PLAN

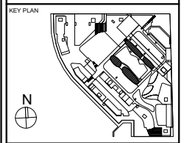

No.	DESCRIPTION	DATE
	ISSUED FOR REVISION TO DP 02	28 FEB 2019
	ISSUED FOR DEVELOPMENT PERMIT 02	14 DEC 2018

REVISIONS

DRAWING STATUS

NOT FOR CONSTRUCTION

Discrepancies must be reported immediately to the Architect before proceeding. Only figured dimensons are to be used. Contractors must check all dimensions on site. This drawing is protected by copyright.

ALL DIMENSIONS ARE SHOWN IN METRIC.

Henriquez Partners Architects
936 W Georgia Street
Vancouver BC Canada V6B 2A3
T 604 687 5681

SEAL

NORTH ARROW

DRAWING TITLE

BUILDING #6: PLAN AND ELEVATION DETAILS

DRAWN: DM	CHECKED: PW
SCALE: 1 : 25	DATE: 08/15/18
GRAPHIC SCALE	

PROJECT NO. **1109**

BUILDING	PHASE
06	1S

DRAWING AUTHOR	DRAWING NO.	REV NO.
AH	57-004	00

36" x 48" ANSI E -SHEET SIZE

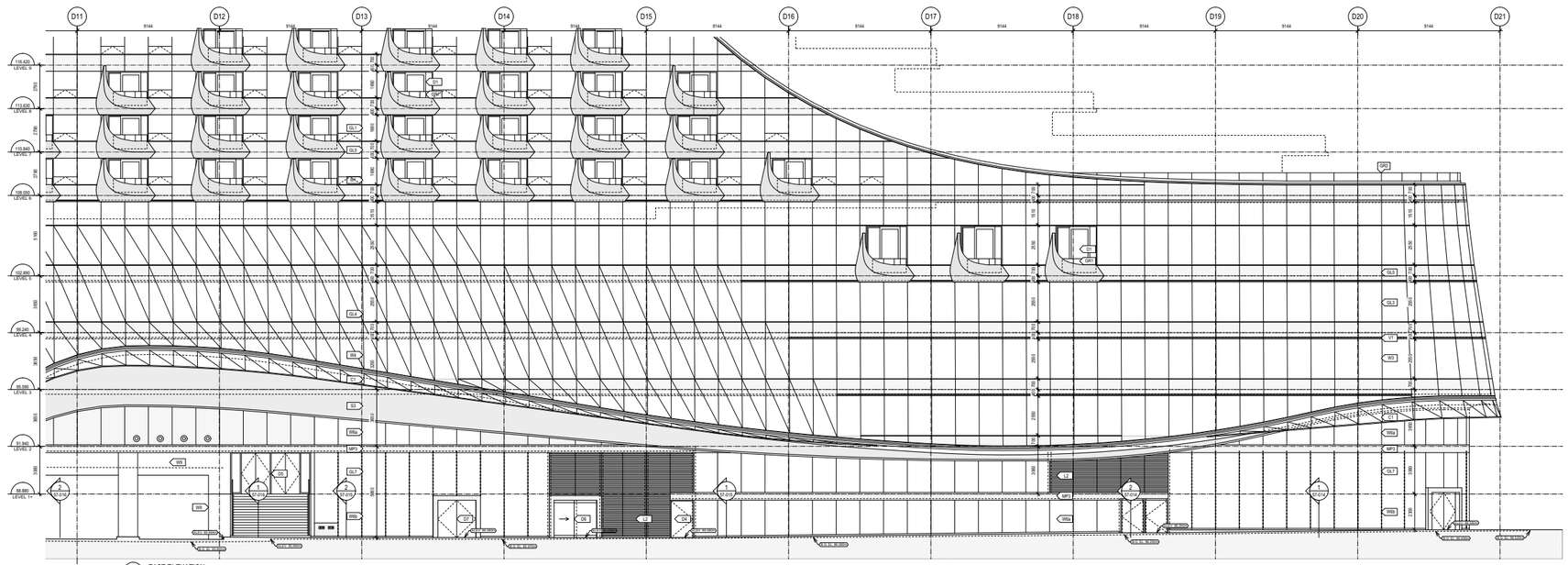

36" x 48" ANSI E - SHEET SIZE

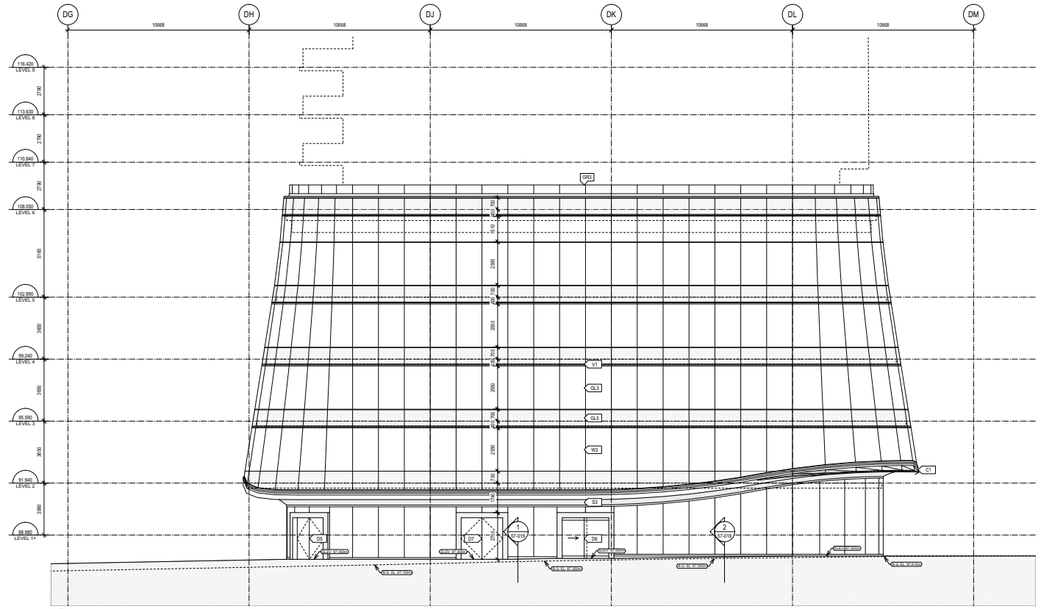
DG
DH
DJ
DK
DL
DM
10668
116.420 LEVEL 9
113.630 LEVEL 8
110.840 LEVEL 7
108.050 LEVEL 6
105.260 LEVEL 5
102.850 LEVEL 4
99.240 LEVEL 3
96.590 LEVEL 2
93.940 LEVEL 1
91.540 LEVEL 1+
88.880 LEVEL 1++
2790
3180
3180
3180
3180
2690
2690
2690

36" x 48" Arch E - SHEET SIZE

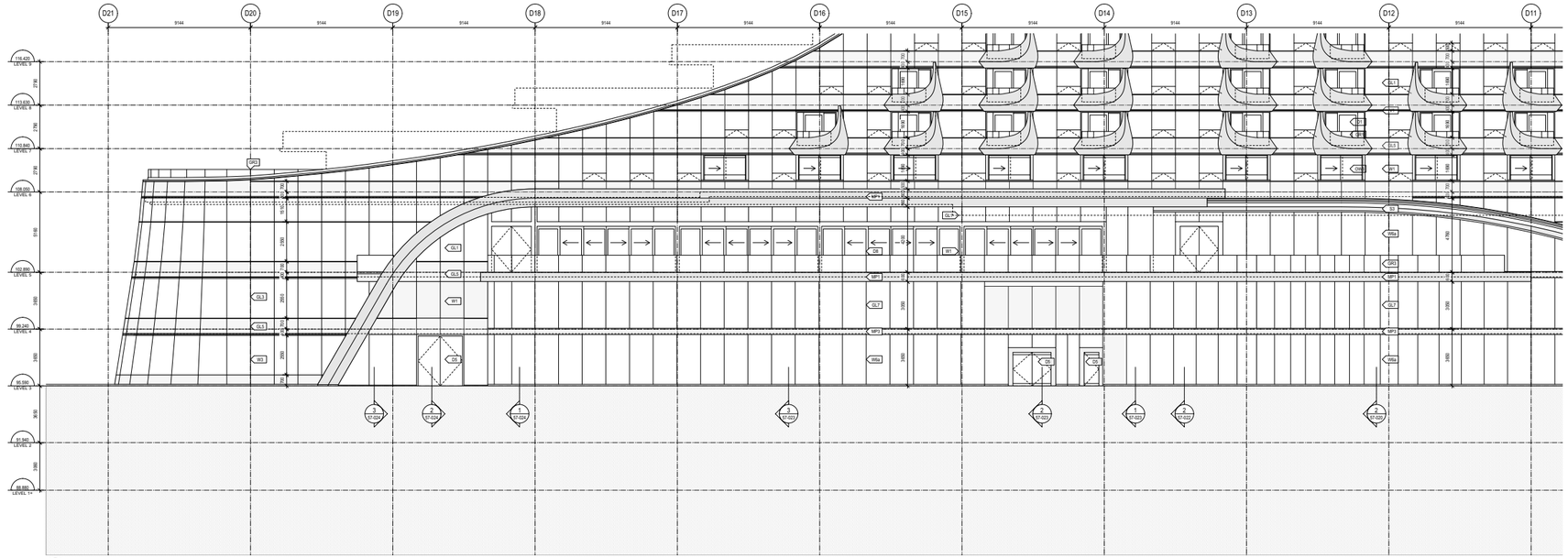

1 **WEST ELEVATION**
1 : 100

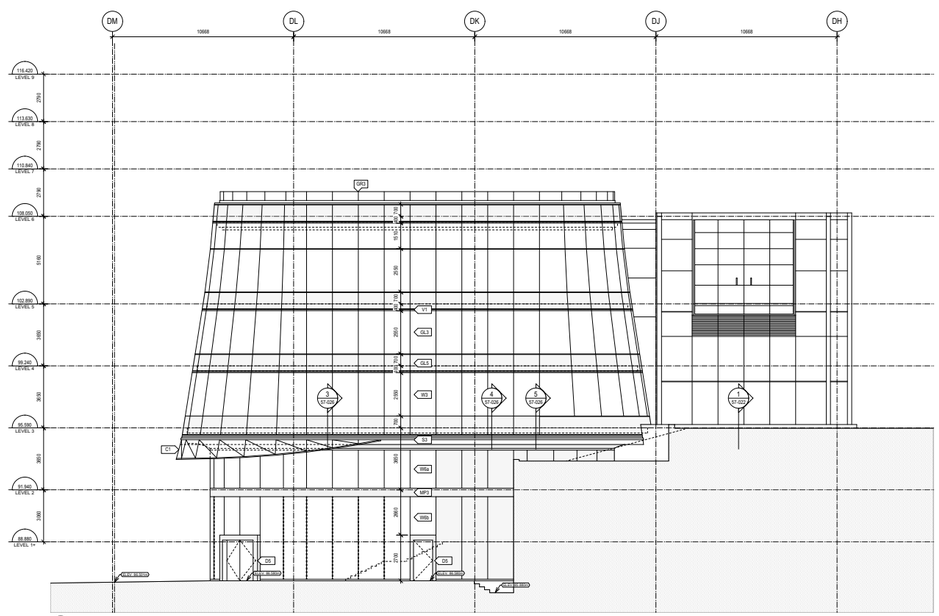

2 **NORTH ELEVATION**
1 : 100

MATERIAL LEGEND

W0 - WALLS
W1 - UNITIZED CURTAIN WALL - 4 SIDED SSG
W2 - UNITIZED CURTAIN WALL - 4 SIDED SSG
W3 - UNITIZED CURTAIN WALL - 4 SIDED SSG (PLANAR)
W4 - UNITIZED CURTAIN WALL - 4 SIDED SSG (NON-PLANAR)
W5 - STRUCTURAL GLASS w/ FINS - FIXED CONNECTIONS
W6a - STRUCTURAL GLASS - BASE LOADED
W6b - STRUCTURAL GLASS w/ FINS - BASE LOADED
W7 - AUTOMATIC FOLDING DOOR
W8 - STICK BUILT CURTAIN WALL SKYLIGHT
W9 - METAL PANEL
W10 - ARCHITECTURAL CONCRETE

GL0 - GLASS
GL1 - VISION GLASS - TRIPLE GLAZED
GL2 - VISION GLASS - TRIPLE GLAZED
GL3 - VISION GLASS - TRIPLE GLAZED (PLANAR)
GL4 - VISION GLASS - TRIPLE GLAZED (NON-PLANAR)
GL5 - SPANDREL GLASS - DOUBLE GLAZED (WHITE)
GL6 - SPANDREL GLASS - DOUBLE GLAZED (CHARCOAL)
GL7 - VISION GLASS - DOUBLE GLAZED (STRUCTURAL GLASS)
GL8 - GLASS FIN (STRUCTURAL GLASS SUPPORT)
GL9 - PV GLASS

MP0 - METAL SPANDREL
MP1 - METAL PANEL SPANDREL (WHITE)
MP2 - METAL PANEL SPANDREL (CHARCOAL)
MP3 - STAINLESS STEEL SPANDREL

D0 - DOORS
D1 - TERRACE SLIDING DOOR
D2 - TERRACE SWING DOOR
D3 - COMMERCIAL ALUMINUM ENTRANCE
D4 - COMMERCIAL PRESSED STEEL (CLAD IN STAINLESS STEEL)
D5 - COMMERCIAL FRAMELESS ENTRANCE
D6 - COMMERCIAL ALUMINUM STYLE SLIDING DOOR
D7 - WOOD SWING DOOR
D8 - COMMERCIAL WALL FRONT SLIDER

OW0 - WINDOWS
OW1 - AWNING WINDOW
OW2 - CASEMENT WINDOW
OW3 - SLIDING WINDOW

V0 - VENTS
V1 - LINEAR VENT

L0 - LOUVERS
L1 - PAINTED LOUVER (IN CURTAIN WALL)
L2 - STAINLESS STEEL LOUVER
L3 - PAINTED LOUVER SCREEN

S0 - SOFFITS
S1 - PERFORATED METAL SOFFIT (WHITE)
S2 - WOOD SOFFIT WITH PAINTED METAL FASCIA (CHARCOAL)
S3 - METAL SOFFIT (METALLIC)

GR0 - GUARDRAILS
GR1 - GFRC w/ SIDE MOUNTED GLASS GUARD w/ FIXED CONNECTION
GR2 - SIDE MOUNTED ALUMINUM GLASS GUARD
GR3 - SIDE MOUNTED GLASS GUARD w/ FIXED CONNECTION

P0 - PLANTERS
P1 - PAINTED ALUMINUM PLANTER

PS0 - PRIVACY SCREEN
PS1 - ALUMINUM PRIVACY SCREEN w/ DIFFUSE GLASS

C0 - CANOPIES
C1 - GLASS & STEEL CANOPY (STRUCTURAL SILICONE)
C2 - GLASS &STEEL CANOPY w/ FIXED CONNECTIONS

PROJECT

OAKRIDGE

CLIENT

westbank QuadReal

KEY PLAN

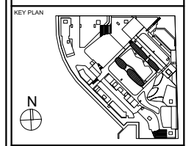

No.	DESCRIPTION:	DATE:
	ISSUED FOR REVISION TO DP 02	28 FEB 2019
	ISSUED FOR DEVELOPMENT PERMIT 02	14 DEC 2018

REVISIONS

DRAWING STATUS

NOT FOR CONSTRUCTION

Discrepancies must be reported immediately to the Architect before proceeding. Only figured dimensions are to be used. Contractors must check all dimensions on site. This drawing is protected by copyright.

ALL DIMENSIONS ARE SHOWN IN METRIC.

HENRIQUEZ

Henriquez Partners Architects

598 W Georgia Street
Vancouver BC Canada V6B 2A3
T 604 687 5681

SEAL

NORTH ARROW

DRAWING TITLE

PODIUM WEST ELEVATION

DRAWN	CHECKED
DM	PW
SCALE: 1 : 100	DATE: 08/15/18

GRAPHIC SCALE

PROJECT NO. *1109*

BUILDING	PHASE
06 & 07	*1S*

DRAWING AUTHOR:	DRAWING NO.	REV NO.
AH	*57-013*	*00*

36" x 48" And E -SHEET SIZE

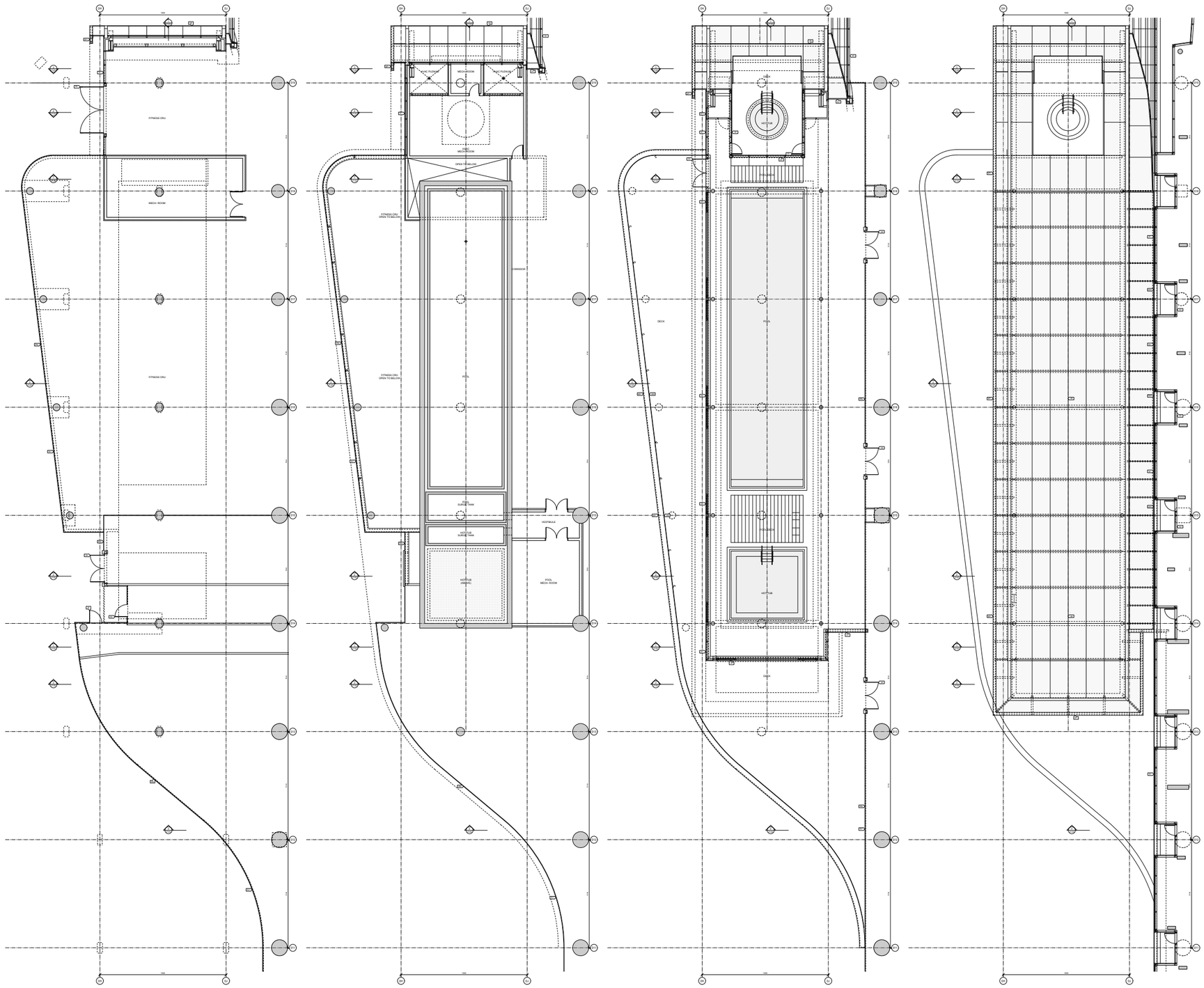

1 LEVEL 3 PLAN DETAIL

2 LEVEL 4 PLAN DETAIL

3 LEVEL 5 PLAN DETAIL

4 LEVEL 6 PLAN DETAIL

PROJECT

OAKRIDGE

CLIENT

westbank QuadReal

KEY PLAN

N

No.	DESCRIPTION	DATE
	ISSUED FOR REVISION TO DP 02	28 FEB 2019
	ISSUED FOR DEVELOPMENT PERMIT 02	14 DEC 2018

REVISIONS

DRAWING STATUS

NOT FOR CONSTRUCTION

Discrepancies must be reported immediately to the Architect before proceeding. Only figured dimensions are to be used. Contractors must check all dimensions on site. This drawing is protected by copyright.

ALL DIMENSIONS ARE SHOWN IN METRIC.

HENRIQUEZ

Henriquez Partners Architects

938 W Georgia Street
Vancouver BC Canada V6B 2A3
T 604 687 5681

SEAL

NORTH ARROW

DRAWING TITLE

PODIUM LEVEL 3, 4, 5 AND 6 PLAN DETAILS

DRAWN	CHECKED
DM	PW
SCALE 1 : 100	DATE 08/15/18

GRAPHIC SCALE

PROJECT NO. *1109*

BUILDING	PHASE
06 & 07	*1S*

DRAWING AUTHOR	DRAWING NO.	REV NO.
AH	*57-021*	*00*

36" x 48" Arch E -SHEET SIZE

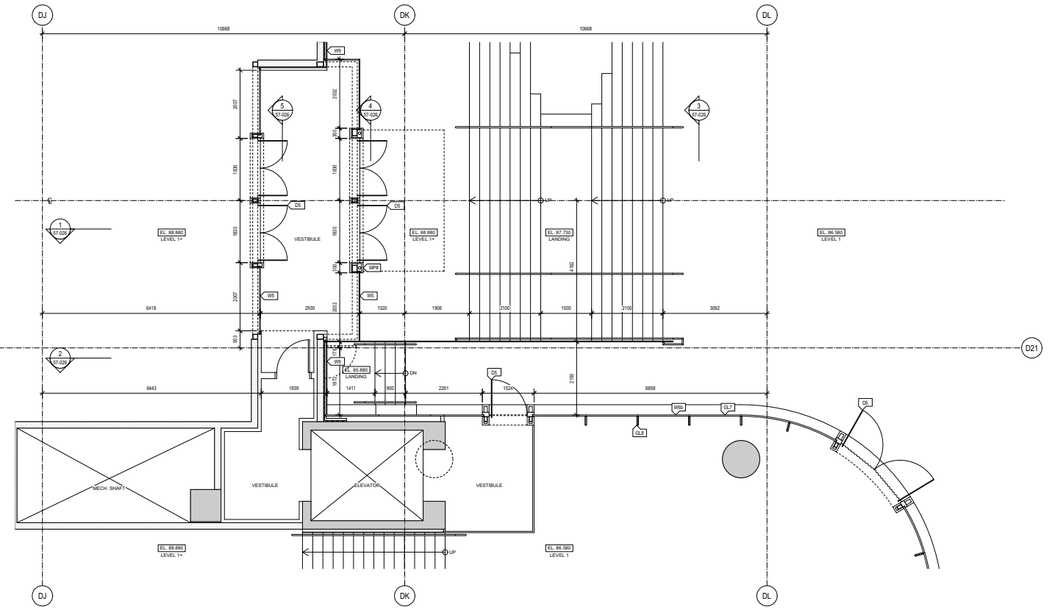

1 PODIUM LEVEL 1 PLAN DETAIL

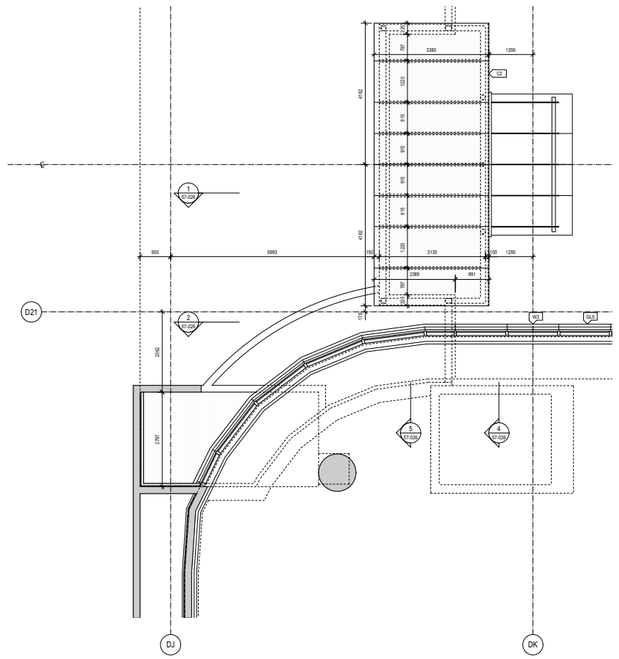

3 PODIUM LEVEL 3- PLAN DETAIL

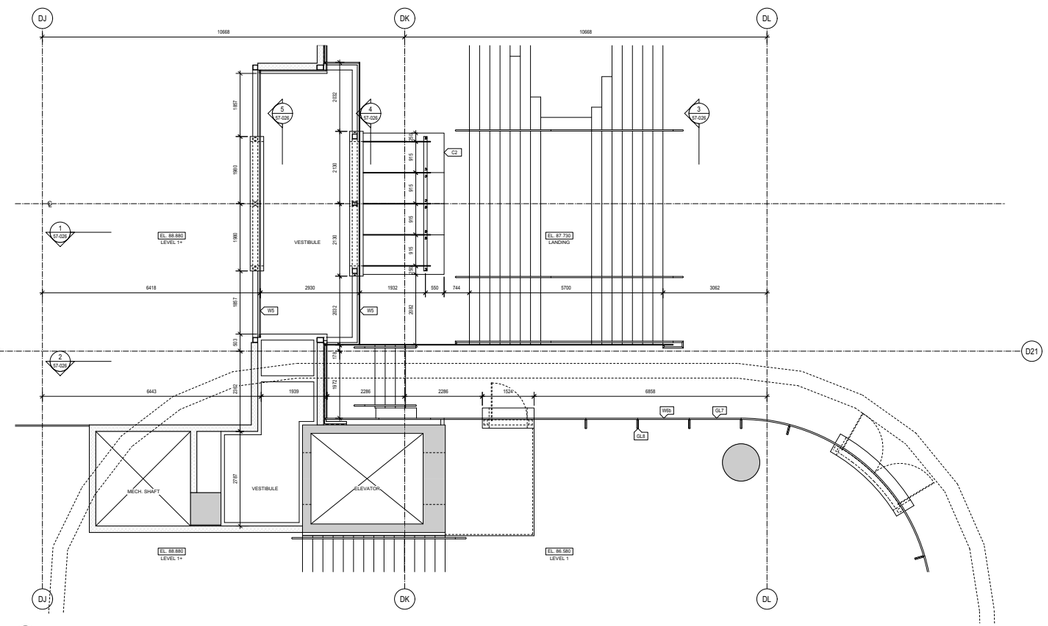

2 PODIUM LEVEL 2 PLAN DETAIL

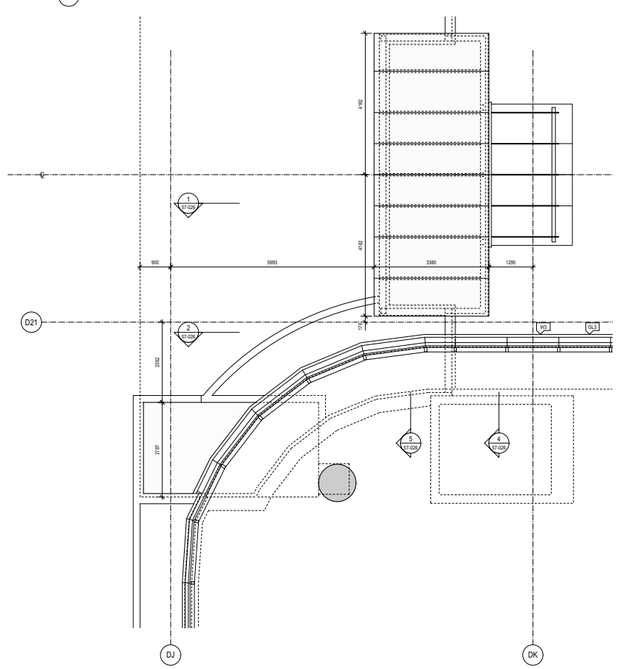

4 PODIUM LEVEL 3 PLAN DETAIL

PROJECT

OAKRIDGE

CLIENT

westbank QuadReal

KEY PLAN

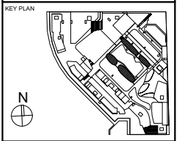

No.	DESCRIPTION:	DATE:
	ISSUED FOR REVISION TO DP 02	28 FEB 2019
	ISSUED FOR DEVELOPMENT PERMIT 02	14 DEC 2018

REVISIONS

DRAWING STATUS

NOT FOR CONSTRUCTION

Discrepancies must be reported immediately to the Architect before proceeding. Only figured dimensons are to be used. Contractors must check all dimensions on site. This drawing is protected by copyright.

ALL DIMENSIONS ARE SHOWN IN METRIC.

HENRIQUEZ

Henriquez Partners Architects

598 W Georgia Street
Vancouver BC, Canada V6B 2A3
T 604 687 5681

SEAL

NORTH ARROW

DRAWING TITLE

PODIUM MALL ENTRY PLAN DETAILS

DRAWN	CHECKED
DM	PW
SCALE 1 : 50	DATE 08/15/18

GRAPHIC SCALE

PROJECT NO. *1109*

BUILDING	PHASE
06	*1S*

DRAWING AUTHOR	DRAWING NO.	REV NO.
AH	*57-025*	*00*

36" x 48" Arch E -SHEET SIZE

MATERIAL LEGEND

W1 - WALLS
W1 - UNITIZED CURTAIN WALL - 4 SIDED SSG
W2 - UNITIZED CURTAIN WALL - 4 SIDED SSG
W3 - UNITIZED CURTAIN WALL - 4 SIDED SSG (PLANAR)
W4 - UNITIZED CURTAIN WALL - 4 SIDED SSG (NON-PLANAR)
W5 - STRUCTURAL GLASS w/ FINS - FIXED CONNECTIONS
W6a - STRUCTURAL GLASS - BASE LOADED
W6b - STRUCTURAL GLASS w/ FINS - BASE LOADED
W7 - AUTOMATIC FOLDING DOOR
W8 - STICK BUILT CURTAIN WALL SKYLIGHT
W9 - METAL PANEL
W10 - ARCHITECTURAL CONCRETE

GL1 - GLASS
GL1 - VISION GLASS - TRIPLE GLAZED
GL2 - VISION GLASS - TRIPLE GLAZED
GL2 - VISION GLASS - TRIPLE GLAZED (PLANAR)
GL4 - VISION GLASS - TRIPLE GLAZED (NON-PLANAR)
GL5 - SPANDREL GLASS - DOUBLE GLAZED (WHITE)

GL6 - GLASS (CONTINUED)
GL6 - SPANDREL GLASS - DOUBLE GLAZED (CHARCOAL)
GL7 - VISION GLASS - DOUBLE GLAZED (STRUCTURAL GLASS)
GL8 - GLASS FINS (STRUCTURAL GLASS SUPPORT)
GL9 - PV GLASS

MP1 - METAL SPANDREL
MP1 - METAL PANEL SPANDREL (WHITE)
MP2 - METAL PANEL SPANDREL (CHARCOAL)
MP3 - STAINLESS STEEL SPANDREL

D1 - DOORS
D1 - TERRACE SLIDING DOOR
D2 - TERRACE SWING DOOR
D3 - COMMERCIAL ALUMINUM ENTRANCE
D4 - COMMERCIAL HOLLOW METAL DOOR (CLAD IN STAINLESS STEEL)
D5 - COMMERCIAL FRAMELESS ENTRANCE
D6 - COMMERCIAL AUTOMATIC SLIDING DOOR
D7 - WOOD SWING DOOR
D8 - COMMERCIAL WALL FRONT SLIDER

OW1 - WINDOWS
OW1 - AWNING WINDOW
OW2 - CASEMENT WINDOW
OW3 - SLIDING WINDOW

V1 - VENTS
V1 - LINEAR VENT

L1 - LOUVERS
L1 - PAINTED LOUVER (IN CURTAIN WALL)
L2 - STAINLESS STEEL LOUVER
L3 - PAINTED LOUVER SCREEN

S1 - SOFFITS
S1 - PAINTED METAL SOFFIT (WHITE)
S2 - STUCCO SOFFIT WITH PAINTED METAL FASCIA (CHARCOAL)
S3 - METAL SOFFIT (METALLIC)

GR1 - GUARDRAILS
GR1 - GFRC w/ SIDE MOUNTED GLASS GUARD w/ FIXED CONNECTION
GR2 - SIDE MOUNTED ALUMINUM GLASS GUARD
GR3 - SIDE MOUNTED GLASS GUARD w/ FIXED CONNECTION

P1 - PLANTERS
P1 - PAINTED ALUMINUM PLANTER

PS1 - PRIVACY SCREEN
PS1 - ALUMINUM PRIVACY SCREEN w/ DIFFUSE GLASS

C1 - CANOPIES
C1 - GLASS & STEEL CANOPY (STRUCTURAL SILICONE)
C2 - GLASS & STEEL CANOPY w/ FIXED CONNECTIONS

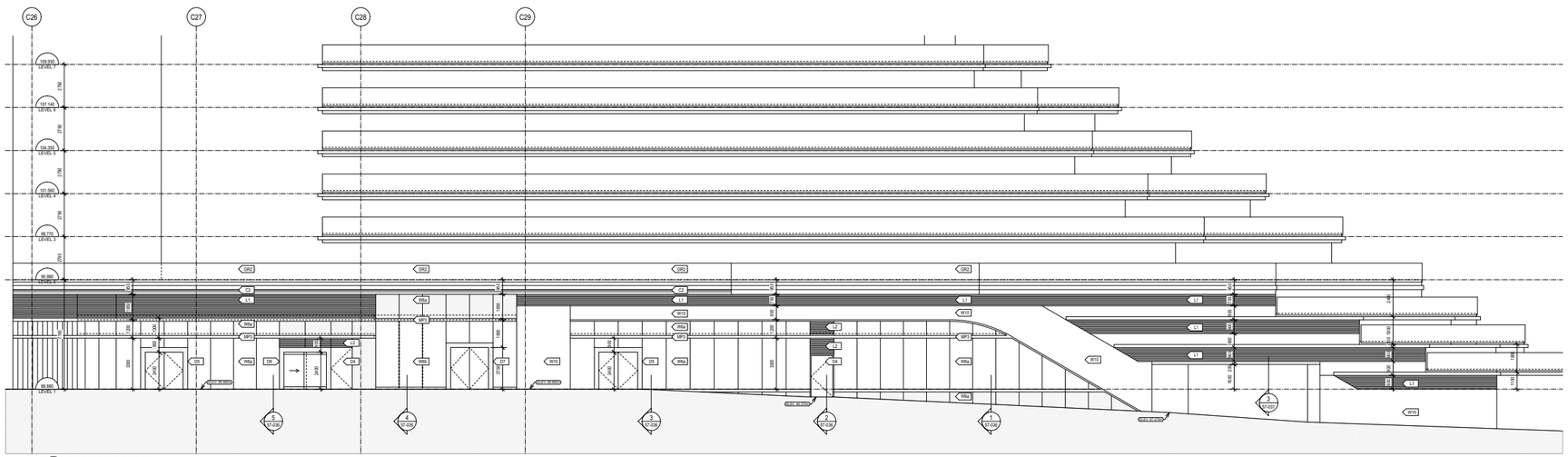

1 **SOUTH WEST ELEVATION**
1 : 100

PROJECT

OAKRIDGE

CLIENT

westbank QuadReal

KEY PLAN

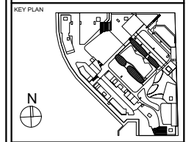

No.	DESCRIPTION:	DATE:
	ISSUED FOR REVISION TO DP 02	08 FEB 2019
	ISSUED FOR DEVELOPMENT PERMIT 02	14 DEC 2018

REVISIONS

DRAWING STATUS

NOT FOR CONSTRUCTION

Discrepancies must be reported immediately to the Architect before proceeding. Only figured dimensions are to be used. Contractors must check all dimensions on site. This drawing is protected by copyright.

ALL DIMENSIONS ARE SHOWN IN METRIC.

HENRIQUEZ

Henriquez Partners Architects

598 W Georgia Street
Vancouver BC, Canada V6B 2A3
T 604 687 5681

SEAL

NORTH ARROW

DRAWING TITLE

BUIDLING #8: PODIUM ELEVATION

DRAWN	CHECKED
DM	PW
SCALE 1 : 100	DATE 08/15/18

GRAPHIC SCALE

PROJECT NO. *1109*

BUILDING	PHASE
08	*1S*

DRAWING AUTHOR	DRAWING NO.	REV NO.
AH	*57-035*	*00*

36" x 48" ANSI E - SHEET SIZE

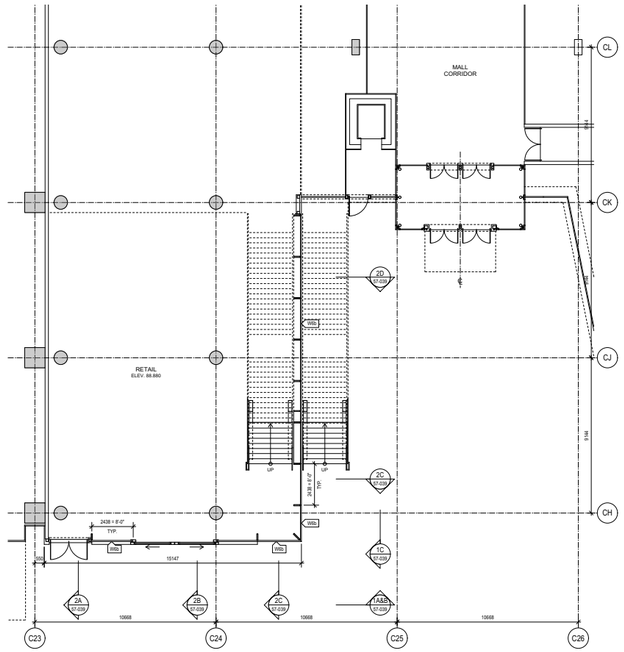

1A LEVEL 1 PLAN DETAIL
1 : 100

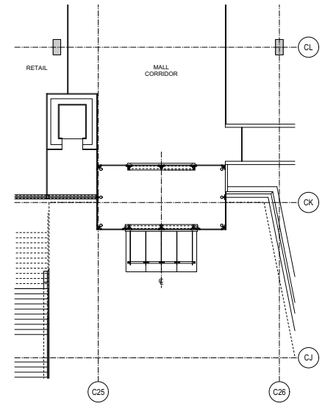

1B LEVEL 2 PLAN DETAIL
1 : 100

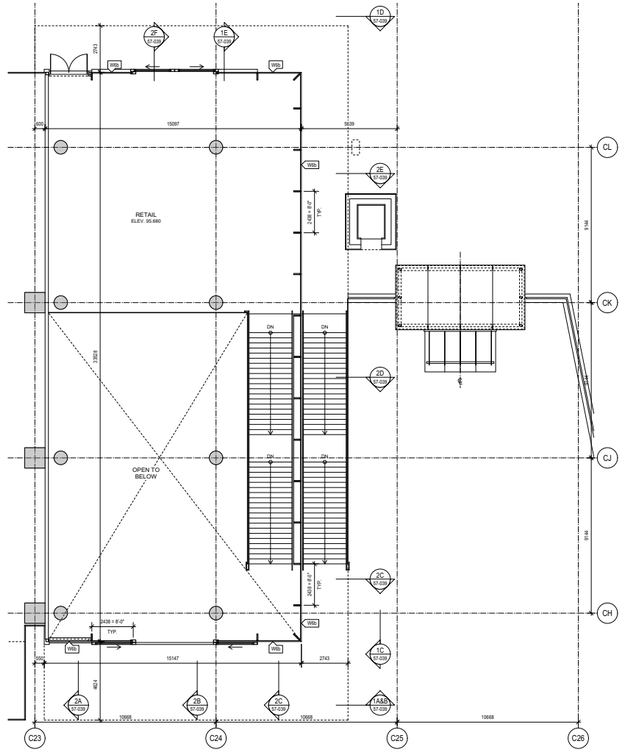

1C LEVEL 3 PLAN DETAIL
1 : 100

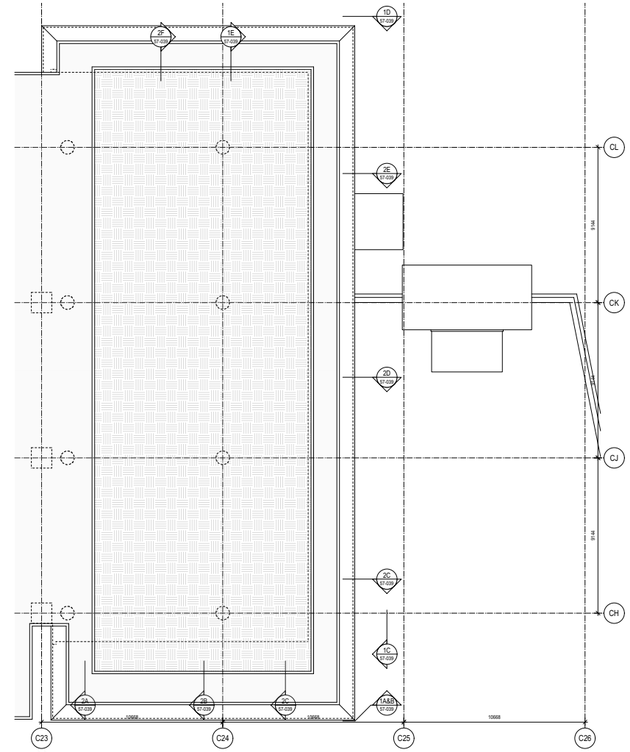

1D LEVEL 5 PLAN DETAIL
1 : 100

MATERIAL LEGEND

WS - WALLS
W7 - UNITIZED CURTAIN WALL - 4 SIDED SSG
W2 - UNITIZED CURTAIN WALL - 4 SIDED SSG
W3 - UNITIZED CURTAIN WALL - 4 SIDED SSG (PLANAR)
W4 - UNITIZED CURTAIN WALL - 4 SIDED SSG (NON-PLANAR)
W5 - STRUCTURAL GLASS w/ FINS - FIXED CONNECTIONS
W6a - STRUCTURAL GLASS - BASE LOADED
W6b - STRUCTURAL GLASS w/ FINS - BASE LOADED
W7 - AUTOMATIC FOLDING DOOR
W8 - STICK BUILT CURTAIN WALL SKYLIGHT
W9 - METAL PANEL
W10 - ARCHITECTURAL CONCRETE

GLS - GLASS
GL1 - VISION GLASS - TRIPLE GLAZED
GL2 - VISION GLASS - TRIPLE GLAZED
GL3 - VISION GLASS - TRIPLE GLAZED (PLANAR)
GL4 - VISION GLASS - TRIPLE GLAZED (NON-PLANAR)
GL5 - SPANDREL GLASS - DOUBLE GLAZED (WHITE)
GL6 - SPANDREL GLASS - DOUBLE GLAZED (CHARCOAL)
GL7 - VISION GLASS - DOUBLE GLAZED (STRUCTURAL GLASS)
GL8 - VISION GLASS (STRUCTURAL GLASS SUPPORT)
GL9 - PV GLASS

MPL - METAL SPANDREL
MP1 - METAL PANEL SPANDREL (WHITE)
MP2 - METAL PANEL SPANDREL (CHARCOAL)
MP3 - STAINLESS STEEL SPANDREL

DS - DOORS
D1 - TERRACE SLIDING DOOR
D2 - TERRACE SWING DOOR
D3 - COMMERCIAL ALUMINUM ENTRANCE
D4 - COMMERCIAL PRESSED STEEL CLAD IN STAINLESS STEEL)
D5 - COMMERCIAL AUTOMATIC SWING DOOR
D6 - COMMERCIAL AUTOMATIC SLIDING DOOR
D7 - WOOD SWING DOOR
D8 - COMMERCIAL WALL FRONT SLIDER

CWS - WINDOWS
CW1 - AWNING WINDOW
CW2 - CASEMENT WINDOW
CW3 - SLIDING WINDOW

VS - VENTS
V1 - LINEAR VENT

LS - LOUVERS
L1 - PAINTED LOUVER (IN CURTAIN WALL)
L2 - STAINLESS STEEL LOUVER
L3 - PAINTED LOUVER SCREEN

SO - SOFFITS
S1 - PAINTED METAL SOFFIT (WHITE)
S2 - STUCCO SOFFIT WITH PAINTED METAL FASCIA (CHARCOAL)
S3 - METAL SOFFIT (METALLIC)

GRS - GUARDRAILS
GR1 - GFRC w/ SIDE MOUNTED GLASS GUARD w/ FIXED CONNECTION
GR2 - SIDE MOUNTED ALUMINUM GLASS GUARD
GR3 - SIDE MOUNTED GLASS GUARD w/ FIXED CONNECTION

PS - PLANTERS
PT - PAINTED ALUMINUM PLANTER

PSS - PRIVACY SCREEN
PS1 - ALUMINUM PRIVACY SCREEN w/ DIFFUSE GLASS

CS - CANOPIES
C1 - GLASS & STEEL CANOPY (STRUCTURAL SILICONE)
C2 - GLASS &STEEL CANOPY w/ FIXED CONNECTIONS

PROJECT

OAKRIDGE

CLIENT

westbank QuadReal

KEY PLAN

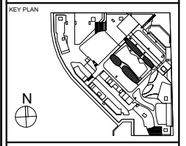

No.	DESCRIPTION:	DATE:
	ISSUED FOR REVISION TO DP 02	08 FEB 2019
	ISSUED FOR DEVELOPMENT PERMIT 02	14 DEC 2018

REVISIONS

DRAWING STATUS

NOT FOR CONSTRUCTION

Discrepancies must be reported immediately to the Architect before proceeding. Only figured dimensons are to be used. Contractors must check all dimensions on site. This drawing is protected by copyright.

ALL DIMENSIONS ARE SHOWN IN METRIC.

HENRIQUEZ

Henriquez Partners Architects

598 W Georgia Street
Vancouver BC Canada V6B 2A3
T 604 687 5681

SEAL

NORTH ARROW

DRAWING TITLE

BUIDLING #8:
PLAN DETAILS

DRAWN	CHECKED
DM	PW
SCALE: 1 : 100	DATE: 08/15/18

GRAPHIC SCALE

PROJECT NO. **1109**

BUILDING	PHASE
08	1S

DRAWING AUTHOR	DRAWING NO.	REV NO.
AH	57-038	00