



CITY OF VANCOUVER
INCLUDING BOARDS AND COMMISSIONS
BRITISH COLUMBIA

STATEMENT OF FINANCIAL INFORMATION
DECEMBER 31, 2003

- **FINANCIAL STATEMENTS**
- **SCHEDULE OF DEBTS**
- **SCHEDULE OF GUARANTEE AND INDEMNITY AGREEMENTS**
- **SCHEDULE OF REMUNERATION AND EXPENSES**
- **SCHEDULE OF PAYMENTS FOR GOODS OR SERVICES**
- **STATEMENT OF PAYMENTS OF COMMUNITY GRANTS OR CONTRIBUTIONS**

**Published pursuant to the Financial Information Regulations under the
Financial Information Act of British Columbia**

CITY OF VANCOUVER

STATEMENT OF FINANCIAL INFORMATION APPROVAL

The undersigned, as authorized by the Financial Information Regulation, Schedule 1, subsection 9(2), approves all the statements and schedules included in this Statement of Financial Information, produced under the *Financial Information Act*.

Estelle Lo
Director of Finance

June 22, 2004

CITY OF VANCOUVER

DIRECTOR OF FINANCE REPORT

The Financial Statements contained in this Statement of Financial Information under the *Financial Information Act* have been prepared by management in accordance with generally accepted accounting principles, and the integrity and objectivity of these statements are management's responsibility. Management is also responsible for all the statements and schedules, and for ensuring that this information is consistent, where appropriate, with the information contained in the financial statements.

Management is responsible for implementing and maintaining a system of internal controls to provide reasonable assurance that reliable financial information is produced.

The City's Internal Audit Division has the responsibility for assessing the internal control environment of the City and making observations and recommendations on the effectiveness of management systems and processes. The Internal Audit Division reports to the Internal Audit Management Committee.

The External Auditors, KPMG LLP, conduct an independent examination, in accordance with generally accepted auditing standards, and express their opinion on the financial statements. Their examination does not relate to the other schedules and statements required by the Act. Their examination includes a review and evaluation of the City's system of internal control and appropriate tests and procedures to provide reasonable assurance that the financial statements are presented fairly. The External Auditors present their audit findings to the City's City Services & Budget Standing Committee.

On behalf of the City of Vancouver,


Estelle Lo
Director of Finance

June 22, 2004



CONTENTS

CONSOLIDATED FINANCIAL STATEMENTS	1
SCHEDULES OF DEBTS AND GUARANTEE AND INDEMNITY AGREEMENTS	
General	31
Local Improvement	34
Schedule of Guarantee and Indemnity Agreements.....	36
SCHEDULE OF REMUNERATION AND EXPENSES	
Mayor and Councillors	38
Vancouver Board of Parks and Recreation Commissioners	39
Vancouver Police Board Members	40
Employees	41
Severance Agreements	53
Conferences, Courses & Training	
General	54
Board of Parks and Recreation.....	59
Vancouver Public Library	60
PAYMENTS TO SUPPLIERS OF GOODS AND SERVICES	
General	61
Vancouver Board of Parks and Recreation – Imprest Payments	84
Vancouver Public Library - Books and Materials.....	85
Grants	
Cultural	88
Community Services	91
Childcare	93
Other	94



CITY OF VANCOUVER

2003 FINANCIAL STATEMENTS

TABLE OF CONTENTS

Mayor and Councillors	3
Officials	4
Boards	5
Report of the Director of Finance	6
Auditors' Report	12
Consolidated Statement of Financial Position	13
Consolidated Statement of Financial Activities	14
Consolidated Statement of Cash Flows	16
Notes to Consolidated Financial Statements	16
Auditors' Report	24
Schedules of Financial Activities	
Revenue Fund	25
Capital Fund	26
Capital Financing Fund	27
Sinking Fund	28
Property Endowment Fund	29
Utilities	30

MAYOR AND COUNCILLORS



Mayor Larry Campbell



Councillor
Fred Bass



Councillor
David Cadman



Councillor
Jim Greene



Councillor
Peter Ladner



Councillor
Raymond Louie



Councillor
Tim Louis



Councillor
Anne Roberts



Councillor
Tim Stevenson



Councillor
Sam Sullivan



Councillor
Ellen Woodsworth

OFFICIALS

Corporate Management Team

City Manager	J. Rogers, M.P.A.
Deputy City Manager	B. MacGregor, P. Eng.
Chief Constable	J. Graham
Director of Legal Services	F. Connell, LL.B.
City Librarian	P. Whitney, M.L.S.
General Manager of Community Services	J. Forbes-Roberts
General Manager of Corporate Services	E. Lo, B. Comm, M.B.A., C.M.A.
General Manager of Engineering Services	D. Rudberg, P. Eng.
General Manager of Fire and Rescue Services	R. Holdgate
General Manager of Human Resource Services	M. Zora, B.Comm.
General Manager of Parks and Recreation	S.J. Mundick, B.R.I.S., R.D.M.R.

Financial Services

Director of Finance	E. Lo, B. Comm, M.B.A., C.M.A.
Director of Financial Services	T. Corrigan, C.A., M.P.A.
Director of Financial Planning and Treasury	K.B. Bayne, B.A., M.Sc. (Bus.)
Manager of Accounting Services	E. Lee, B. Comm, C.A.
Director of Budget Services	A. Klein, M.B.A.
City Treasurer and Collector	G. Merchant, M.B.A.

City Clerk

S. Baxter

City Auditors
KPMG LLP, Chartered Accountants

Bankers
Bank of Montreal

Fiscal Agent - Worldwide
RBC Dominion Securities Inc.

Fiscal Agents for Certain Functions
Relating to Eurobond Issues
Royal Bank of Canada, London

Relating to Book Entry Only Issues
Canadian Depository for Securities Ltd.

BOARDS

Vancouver Public Library Board

City Librarian – P. Whitney
J. Andersen - Chair
J. Buckberrough - Vice Chair
S. Daub – Vice Chair
A. Kenyon, School Board Representative
A. Romaniuk, Parks and Recreation Representative
Councillor T. Louis - Council Liaison
M. Bawa A. Higgs
K. Chong L. Kuehn
D. Foley A. Zaenker
T. Hansen

Vancouver Police Board

J. Graham - Chief Constable
Mayor L. Campbell - Chair
K. Bagshaw M. McNeil
L. Kennedy J. Pau
K. MacDonald P. Webster

Vancouver Civic Theatres Board

Director - R. Ackerman
Directors Emeritus - H. Pickett and N. Young
A. Jones - Chair
B. McLean – Vice-Chair
Councillor R. Louie - Council Liaison
M. Andrew W. Saunders
D. Lam G. Stamp

Board of Parks and Recreation

General Manager - S. Mundick
A. Romaniuk - Chair
L. Woodcock - Vice Chair
S. Anton L. Poaps
H. Deal E. Riccius
A. De Genova

Board of School Trustees for School District No. 39 (Vancouver)

Superintendent of Schools – C. Kelly
Secretary-Treasurer – D. Yuen
A. Montani - Chair
A. Blakey – Vice- Chair
J. Bouey K. Millsip
J. Cheng A. Reimer
N. Herron A. Wong
A. Kenyon

**Mayor L. Campbell and
Members of Council**

It is my pleasure to submit the Consolidated Financial Statements for the City of Vancouver for the year ended December 31, 2003. These financial statements include the financial position and results of operations of the City including its boards and City-owned/controlled corporations.

2003 Financial Highlights

The City continued to maintain a strong financial position in 2003:

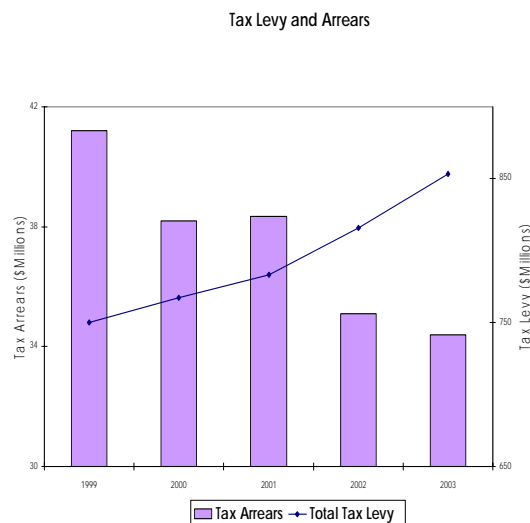
1. The cash position of the City, including temporary investments, remained strong at \$473.5 million. The decline of \$3.8 million (0.8%), compared to the \$477.3 million at the end of 2002, was the result of interim financing of approximately \$41.7 million for capital expenditures pending the issue of long term debt in early 2004.
2. Through tight fiscal control, the City was able to manage expenditures within the operating budget envelope ending the year with a surplus of \$0.3 million.
3. Expenditures on capital works totalled \$147.0 million, compared to \$149.7 million in 2002, a 1.8% decrease.
4. Reserves set aside for specific purposes by Council increased during 2003 by \$8.6 million to \$205.3 million. Although contributions to reserves remained strong at \$29.1 million, two major expenditures from reserve funds occurred during the year: \$16.9 million from Parking Sites Reserve for the construction of the Gastown Parkade (Water Street and Cordova Street parkades) and \$6.0 million from Capital Facilities Reserve for the purchase and carrying costs of the Woodward's building.
5. Funding of \$2.8 million was provided for deferred payroll costs related to accumulated vacation and sick leave gratuity payroll obligations. To date, total funding of \$6.7 million has been provided in reserves to meet increased employment related payments due to anticipated retirement of long term staff over the next five to ten years.
6. Total debt outstanding at December 31, 2003 was \$477.5 million, of which \$396.1 million was held externally; the balance of \$81.4 million was held by the Sinking Fund. Of this internally held debt, \$20.3 million is to be recovered from individual property owners through local improvement charges. All debt of the City is payable in Canadian dollars.

Property Tax Receivable

Property tax collection remained strong. As the chart shows, over the last five years, although tax levies have increased, the total tax arrears have continued to decline from over \$41 million in 1999 to \$34.4 million in 2003.

The collection of 2003 property taxes, including those amounts raised for other taxing authorities, amounted to \$834.2 million, or 97.74% of the total 2003 property taxes levied. During the year, the City collected \$21.8 million (62.21%) of the \$35.1 million property tax in arrears at the beginning of 2003.

At year end, advance tax payments were \$23.3 million compared to \$17.4 million at the end of 2002, an increase of 34%.



REPORT OF THE DIRECTOR OF FINANCE

The growth in tax prepayments is indicative of the increasing participation of property owners in the Tax Installment Prepayment program. The increased participation is mainly attributable to the program revisions to offer interest on prepayments, the automatic withdrawal of final tax balance and the active promotion of the program.

Revenue Fund

The Revenue Fund accounts for the general operations for the City. Spending authority and control for the fund are provided by Council through the annual Operating Budget.

Revenues for the year totalled \$778.8 million and expenditures, debt repayments and transfers amounted to \$778.5 million, resulting in a revenue fund surplus of \$0.3 million. The total fund balance of the Revenue Fund currently stands at \$8.0 million.

Total operating revenues increased \$35.8 million from 2002 mainly due to:

- An increase in taxation revenue of \$23.3 million or 5.4% from \$443.0 million to \$456.3 million. City Council approved a 4.67% increase in the property tax levy in 2003 generating \$21.6 million tax revenues. Taxes from new construction added another \$2.9 million to the property tax revenue. Interest and penalty revenue was lower in 2003 by \$0.6 million as outstanding taxes were reduced from previous years.
- An increase in water utility user fees of \$1.4 million (2.4%) following Council approval of a 2.8% increase to water rates reflecting an increase in regional water costs. Offsetting the rate increase was a reduction in water consumption due to water restrictions imposed in 2003.
- An increase in sewer utility user fees of \$2.0 million (6.7%) mainly related to a 9% increase to sewer rates that reflect increased regional cost of sewer services. Offsetting the rate increase was a reduction in metered volume consumption.
- An increase in other fees, rates and cost recoveries of \$8.3 million due to a combination of: increased revenues from the on-street parking program due to a rate increase and improved compliance; increased license and permit fees (\$0.7 million), service and inspection fees (\$1.8 million); recoveries from the Provincial Government for assistance provided to fire fighting activities in the Okanagan (\$0.5 million); payment of \$2.2 million from the Provincial Government related to the transfer of ownership of the Pacific National Exhibition (PNE).
- An increase in Rent in Lieu of Taxes of \$1.0 million as a result of increased assessment values and tax rates associated with PEF leased property and an increase in the number of property rentals.
- A decrease of \$1.4 million or 11.2% in short term interest earnings as a result of declining interest rates and a lower overall cash balance in 2003.

Total operating expenditures amounted to \$672.7 million, an increase of \$28.2 million. This increase was primarily related to the wage and fringe benefit adjustments for employees which added approximately \$10.9 million to the 2003 expenditures.

Other major areas of change in expenditures are:

- Police expenditures increased by \$12.4 million as a result of: retirement payouts for 85 police officers in 2003 due to unanticipated changes in pension plan benefits (\$2.8 million); increases to salaries and wages (\$2.2 million) as a result of collective agreement settlements; costs of recruitment of sworn officers (\$0.8 million); the addition of 30 sworn officers and 7 civilian positions (\$2.7 million); increase in Criminal Investigations (\$1.2 million); and increased overtime (\$2.7 million of which \$1.5 million relates to the establishment of the City-Wide Enforcement Team for the Downtown Eastside).
- A \$3.1 million increase to the Greater Vancouver Sewer and Drainage District levy.
- A \$0.4 million increase in Parks and Recreation costs related to operating expenditures associated with new facilities.
- A \$3.3 million increase in the requisition from E-Comm for the provision of emergency radio and communication services offset by \$0.9 million reduction in fire dispatch expenditures due to the transfer of responsibility to E-Comm.
- Activities related to the 2010 Olympic Bid, including a plebiscite to assess the public's opinion on hosting the games increased expenditures in 2003 by \$1.0 million.

REPORT OF THE DIRECTOR OF FINANCE

- Increased Vancouver Agreement and National Criminal Prevention Council (NCPC) activities for the Downtown Eastside of \$0.9 million.
- An increase of \$0.8 million for time-limited planning projects such as the Downtown Transportation Plan, Drug Policy Program, East Fraser Lands Planning Study, and Vancouver Convention Centre II.
- Expenditure reduction of \$1.2 million due to the cost of the civic election held in 2002.
- Debt maturities increased by \$8.9 million mainly due to the first principal payments on the \$100 million 10 year serial bond issued in 2002.

Capital Fund

The Capital Fund accounts for the City's capital expenditures or programs supporting civic infrastructure as well as the related financing. It also holds all properties required for civic use and the related long term debt. Spending authority and control are provided through the annual Capital Budget and the Three Year Capital Plan approved by Council.

The Capital Fund ended the year with a fund shortfall of \$41.7 million compared to a fund surplus of \$19.1 million in 2002, a change of \$60.8 million. This change reflects a normal timing difference between the capital expenditure and debenture programs and the fact that the City did not issue new debentures in 2003 to finance capital expenditures.

The Property Endowment Fund and the Capital Financing Fund have provided \$89.1 million interim financing to the Capital Fund for several capital projects approved by Council outside the three year capital program. The interim financing will be repaid with interest from future operating savings or additional fees and service charges without impacting on existing property taxation levels provided in the Operating Budget. Debenture financing will not be required for these capital expenditures.

When the interim financing from the Property Endowment Fund and the Capital Financing Fund are included, the closing fund balance is at \$47.4 million.

In November 2002, the electorate approved new borrowing authority of \$116.8 million for general purposes to finance a portion of the 2003 – 2005 Capital Plan. At the year end, approximately \$134.8 million of general borrowing authority and \$65.0 million of sewer and water borrowing authority from the 2003-2005 and prior Capital Plans had not been exercised by Council through issuance of debentures. Council has also indicated that it will approve an additional \$47.8 million in borrowing authority for sewer and water expenditures to complete the 2003-2005 Capital Plan.

During 2003, the City spent \$147.0 million on capital works. Capital expenditures range from maintenance and improvements to roads, streets, sewers and water distribution systems to fire protection and parks and recreation facilities. Some of the major spending in 2003 included:

	\$ Million
Streets, traffic and safety	29.4
Main sewer construction and sewer abatement	25.2
Water works distribution system	22.7
Construction of Engineering works yard	13.5
Vehicle and equipment purchases	13.1
Stanley Park S-curve	9.1
Parks, community centres, playing fields, ice rinks and land purchases	7.3
Daycare, social housing and community services facilities	7.1
Acquisition and carrying costs of the Woodward's building	6.2
Technology infrastructure	5.6
Construction and capital maintenance of City buildings	3.0
Landfill development	2.2
Theatre and library facilities	1.7
Relocation of training facility	0.9

Sinking Fund

The Sinking Fund is a statutory requirement of the Vancouver Charter and provides for the retirement of the City's sinking fund debentures. The accumulation of annual principal installments collected through tax levies, together with interest earned, provide for retirement of principal at maturity. The Sinking Fund actuarial reserve for debt retirement at December 31, 2003 was \$134.0 million. Approximately \$21.3 million relates to internally held debt.

Surplus funds over and above those required to meet future debt maturities are transferred to the Revenue Fund. During 2003, the transfer was \$2.0 million. The surplus generated in the Sinking Fund has been steadily decreasing as a result of low market interest rates and changes in cash balances available for investment. The amount of the annual principal installments from the operating budget will have to be increased to meet future principal repayments that come due on sinking fund debenture maturities if interest rates persist at their current low levels or fall lower.

At the year end, the Sinking Fund held as investments \$81.4 million of City of Vancouver debentures.

Property Endowment Fund

The Property Endowment Fund (PEF) accounts for real estate properties not required for civic purposes including non-market housing sites, other residential and commercial properties and parking garages. The Fund is also a source of internal financing for civic projects. Specific Council approval is required for all property sales and purchases.

In 2003, the PEF spent \$26.3 million on capital assets. Of this amount, \$22.3 million was spent on parking structures, of which \$21.4 million was spent on the Gastown Parkade (Water Street and Cordova Street Parkades). The remaining \$4.0 million was spent on land acquisition and development for strategic purposes.

During 2003, \$7.0 million of the net revenue from operations was transferred to the Revenue Fund to support general operations. The PEF also financed \$2.0 million of administrative expenses in the operating budget. By the end of the year, the PEF had advanced \$18.0 million to the Capital Fund as financing for specific capital projects approved by Council outside the 2003-2005 Capital Plan. The interim financing will be repaid with interest from future operating savings, additional fees and service charges and within the existing property taxation level provided in the Operating Budget.

Capital Financing Fund

The Capital Financing Fund (CFF) provides funds for the internal financing of capital works and holds the City's Solid Waste Capital Reserve. The Reserve is accumulating funds to meet closure and post closure costs at the City's landfill site. Spending authority and control are provided by Council through specific approvals.

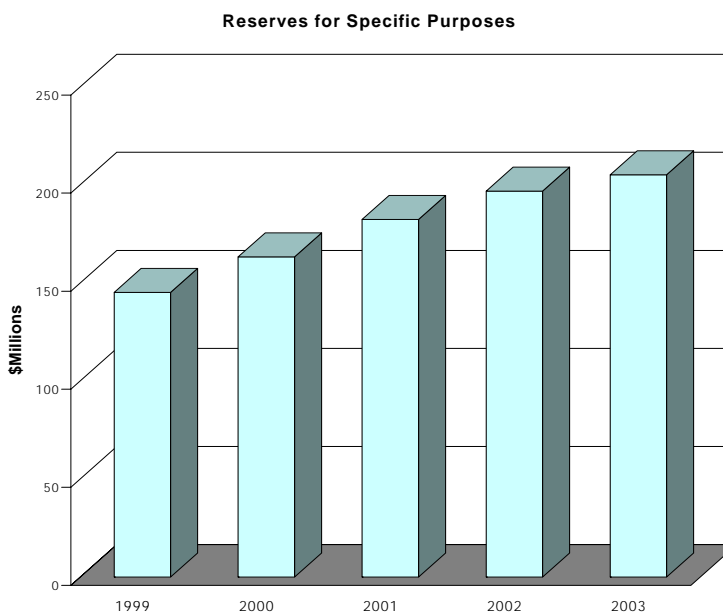
By the end of the year, the CFF had advanced \$71.1 million to the Capital Fund to finance specific capital projects. The interim financing will be repaid with interest from future operating savings or additional fees and service charges without impacting on the existing property taxation levels provided in the Operating Budget.

Reserves

Under legislative or Council authority, the City has established a number of specific purpose reserves. At the end of 2003, these reserves totalled \$318.0 million comprised of \$112.7 million of Sinking Fund actuarial reserve for debt retirement and \$205.3 million of reserves set aside for other purposes.

The \$205.3 million of reserves represents an increase of \$8.6 million over 2002 or a 4.3% increase. The most significant changes were:

- The Solid Waste Capital Reserve increased by \$4.7 million to \$52.1 million as a result of surpluses from solid waste operations. This reserve is being accumulated to fund closure and post-closure costs at the City's sanitary landfill. Funds from the reserve will also be used to implement an automated garbage collection system over 2005 to 2007.
- The Plant and Equipment Reserve which funds the long term equipment replacement plan increased by \$3.5 million to \$30.0 million. The reserve is funded by internal equipment rates and fixed provisions in the operating budget. The 2003 transfer to the reserve totalled \$14.8 million. Actual expenditures drawn on the reserve were \$11.3 million.



- The Community Amenities Reserve increased by \$4.6 million due mainly to contributions received from the Coal Harbour area.
- The Sewer and Water Utility Rate Stabilization Reserves increased by \$1.2 million to \$19.7 million as a result of surpluses from operations.
- The Parking Sites Reserve was drawn down by a net of \$12.8 million mainly for the redevelopment of the Gastown Parkade on Cordova and Water Streets (\$16.9 million), offset by net parking revenues (\$2.9 million) and transfer of interest in property to the Capital Fund (\$2.6 million).
- The Capital Facilities Reserve decreased by \$6.0 million mainly to fund the acquisition of the Woodward's building.
- Future Revenue Budgets Reserve increased by \$5.3 million to provide funding mainly for deferred payroll obligations (\$2.8 million) and future debt charges.
- The Pacific National Exhibition (PNE) Reserve, with a year end balance of \$2.7 million to support ongoing operations, was created in 2003 with a payment from the Province of \$2.2 million and a \$0.5 million transfer of provisions made in the City's operating budgets for payments to the PNE for park maintenance.

Reporting Changes for 2004

Commencing with the 2004 financial year, Public Sector Accounting Board (PSAB) standards will require the City to recognize a liability in the Statement of Financial Position and report an expense in the Statement of Financial Activities for all benefits earned by employees and expected to be provided to them when they are no longer providing active service to the City, either on a temporary or permanent basis. Although the City currently recognizes a liability and expense for certain material deferred payroll obligations such as deferred vacation and sick leave gratuities payable to employees on retirement, it will now also need to record obligations for other future benefits including long and short term disability income continuation plans, accumulated sick leave, workers compensation top-up provisions, health care continuation provisions, parental leaves and past service pension buy backs. Estimation of the liability and expense will be based on actuarial estimates and the impact on the City's financial position will be reviewed in 2004.

Conclusion

The City of Vancouver has continued to maintain a strong financial position going into 2004. The financial strength of the City reflects the careful attention to prudent financial management provided by Council and staff.

Respectfully submitted,

Estelle Lo
Director of Finance



KPMG LLP
Chartered Accountants
PO Box 10426 777 Dunsmuir Street
Vancouver BC V7Y 1K3
Canada

Telephone (604) 691-3000
Telefax (604) 691-3031
www.kpmg.ca

AUDITORS' REPORT TO THE MAYOR AND COUNCILLORS OF THE CITY OF VANCOUVER

We have audited the consolidated statement of financial position of the City of Vancouver (the "City") as at December 31, 2003 and the consolidated statements of financial activities and cash flows for the year then ended. These financial statements are the responsibility of the City's management. Our responsibility is to express an opinion on these financial statements based on our audit.

We conducted our audit in accordance with Canadian generally accepted auditing standards. Those standards require that we plan and perform an audit to obtain reasonable assurance whether the financial statements are free of material misstatement. An audit includes examining, on a test basis, evidence supporting the amounts and disclosures in the financial statements. An audit also includes assessing the accounting principles used and significant estimates made by management, as well as evaluating the overall financial statement presentation.

In our opinion, these consolidated financial statements present fairly, in all material respects, the financial position of the City as at December 31, 2003 and the results of its operations and its cash flows for the year then ended in accordance with Canadian generally accepted accounting principles. As required by the Vancouver Charter, we report that, in our opinion, these principles have been applied to the consolidated financial statements on a basis consistent with that of the preceding year.

Chartered Accountants

Vancouver, Canada

April 2, 2004



KPMG LLP, a Canadian owned limited liability partnership established under the laws of Ontario, is a member firm of KPMG International, a Swiss association

CITY OF VANCOUVER
Consolidated Statement of Financial Position
As at December 31
(\$000s)

	2003	2002
FINANCIAL ASSETS		
Cash (Note 2)	\$ 36,819	\$ 80,037
Temporary investments (Note 2)	436,666	397,230
Accounts receivable and accrued interest (Note 3)	46,987	41,537
Local improvement receivable	19,735	19,380
Property taxes receivable	30,433	31,092
Lease agreement receivable (Note 10(f))	54,616	55,926
	625,256	625,202
PHYSICAL ASSETS		
Inventory	11,398	10,631
Capital assets (Note 4)	6,767,071	6,419,916
	6,778,469	6,430,547
	\$ 7,403,725	\$ 7,055,749
LIABILITIES		
Accounts payable and accrued liabilities (Note 3)	\$ 173,552	\$ 162,939
Mortgage and loan agreements (Note 10(f))	66,897	70,435
Long term debt (Note 6)	396,136	419,226
Deferred income	29,978	29,751
	666,563	682,351
MUNICIPAL EQUITY		
Equity in capital assets (Note 5)	6,299,132	5,926,993
Actuarial reserve for debt retirement (Note 6)	112,748	87,116
Reserves (Note 7)	205,281	196,655
Fund balances (Note 8)	169,045	211,301
Obligations to be funded from future revenues (Note 9)	(49,044)	(48,667)
	6,737,162	6,373,398
	\$ 7,403,725	\$ 7,055,749

Contingencies and commitments (Note 10)
Subsequent Events (Note 13)
See accompanying Notes to Consolidated Financial Statements

CITY OF VANCOUVER
Consolidated Statement of Financial Activities
Years Ended December 31
(\$000s)

	2003	2002
REVENUES		
Property taxes, penalties and interest	\$ 456,300	\$ 433,039
Water fees	58,360	56,983
Solid waste fees	35,592	34,768
Sewer fees	31,756	29,814
Other fees, rates and cost recoveries	223,172	202,939
Revenue sharing, grants and contributions	7,227	7,078
Investment income	21,098	20,389
Rental and lease income	36,346	36,469
Sale of property	9,479	15,344
	879,330	836,823
EXPENDITURES		
General government	129,489	113,590
Police protection	151,704	139,034
Fire protection	75,129	74,982
Engineering	123,192	116,441
Water utility	62,723	65,096
Solid waste	29,917	28,631
Sewer utility	71,170	68,010
Planning and development	60,980	58,467
Recreation and parks	88,299	92,111
Community and cultural services	68,473	65,188
	861,076	821,550
NET REVENUES	18,254	15,273
DEBT, TRANSFERS AND OTHER		
Debt		
Principal repayments	(26,629)	(16,229)
New issues	-	100,000
Net transfers to reserves	(34,258)	(39,029)
Change in obligations to be funded from future revenues	377	(552)
	(60,510)	44,190
CHANGE IN FUND BALANCES	(42,256)	59,463
FUND BALANCES (Note 8)		
Beginning of year	211,301	151,838
End of year	\$ 169,045	\$ 211,301

See accompanying Notes to Consolidated Financial Statements

CITY OF VANCOUVER
Consolidated Statement of Cash Flows
Years Ended December 31
(\$000s)

	2003	2002
CASH PROVIDED BY (USED IN):		
Operations		
Net revenues	\$ 18,254	\$ 15,273
Change in non-cash items	4,593	47,134
	22,847	62,407
Financing		
Debt issued	-	100,000
Debt repayments	(26,629)	(16,229)
	(26,629)	83,771
Investing		
Net purchase of temporary investments	(39,436)	(207,606)
NET DECREASE IN CASH	(43,218)	(61,428)
CASH		
Beginning of year	80,037	141,465
End of year	\$ 36,819	\$ 80,037

See accompanying Notes to Consolidated Financial Statements.

NOTES TO CONSOLIDATED FINANCIAL STATEMENTS (000's)
Year Ended December 31, 2003

The City of Vancouver was incorporated in 1886 and is governed by the Vancouver Charter, a private bill consented to by the Legislative Assembly of the Province of British Columbia.

1. SIGNIFICANT ACCOUNTING POLICIES

(a) Basis of Presentation

The consolidated financial statements of the City have been prepared, in all material respects, in accordance with Canadian generally accepted accounting principles for local governments as recommended by the Public Sector Accounting Board (PSAB) of the Canadian Institute of Chartered Accountants (CICA).

(b) Reporting Entity

The consolidated financial statements reflect the assets, liabilities, revenues, expenditures, and changes in fund balances of all funds of the reporting entity. The reporting entity is comprised of all the organizations that are accountable for the administration of their financial affairs and resources to Council and that are owned or controlled by the City. Inter-fund and inter-corporate balances and transactions have been eliminated. The entities included are as follows:

Outside Boards

Parks & Recreation
Vancouver Public Library
Vancouver Police
Vancouver Civic Theatres

Owned/Controlled Corporations

Harbour Park Development Ltd.
City of Vancouver Public Housing Corporation
Vancouver Civic Development Corporation
Hastings Institute Inc.
Parking Corporation of Vancouver

Also included in these statements are certain assets owned by the City that are managed by the following organizations:

Vancouver Art Gallery Society
Vancouver Museum

H.R. MacMillan Space Centre
Vancouver Maritime Museum

(c) Fund Accounting

The resources and operations of the City are comprised of the funds listed below. Supporting schedules to the consolidated financial statements are included to show the financial activities and balance of each fund.

Capital

Accounts for financing and capital expenditures and holds all properties required for civic use and the related long term debt.

Revenue

Accounts for revenues and expenditures for the general operations of the City including sewer, solid waste and water utilities.

Property Endowment

Accounts for properties not required for civic use which are leased to third parties, or held for, or are being developed for resale or lease.

Sinking

Accounts for the accumulation of installments generated from tax levies in accordance with the actuarial requirements for the retirement of sinking fund debt at maturity.

Capital Financing

Accounts for funds designated for the financing of capital works, for the acquisition of the City's debentures and for funds set aside for the City's solid waste disposal program.

(d) Basis of Accounting

- (i) Revenues are recorded in the period in which the transactions or events that gave rise to the revenues occur. Amounts that have been received in advance of services being rendered are recorded as deferred revenue until the City discharges the obligations that led to the collection of funds.

1. SIGNIFICANT ACCOUNTING POLICIES - continued

(d) Basis of Accounting

- (ii) Expenditures are recorded in the period in which the goods or services are acquired and a liability is incurred.
- (iii) Inventory of supplies and materials are valued at cost with allowances made for obsolete stock. Cost is determined on a moving average basis.
- (iv) The preparation of financial statements in accordance with Canadian generally accepted accounting principles requires management to make estimates and assumptions that affect the reported amounts of assets and liabilities, the disclosure of contingent assets and liabilities and the reported amounts of revenues and expenditures during the reporting period. Actual results will depend on future economic events and could differ from the estimates. Adjustments, if any, will be reflected in the period of settlement or upon a change in the estimate.

(e) Capital Assets

(i) Capital Fund (for civic use)

Capital assets purchased or constructed and work-in-progress are reported as capital expenditures in the period they are acquired. Government contributions for the acquisition of capital assets are reported as capital revenue and do not reduce the related capital costs.

Capital assets are recorded in the Capital Fund on the following basis:

Land - At 'actual' value for assessment purposes as determined annually by the B.C. Assessment Authority. Crown land properties beneficially owned by the City are recorded at assessed value.

Waterworks and engineering assets – At cost less accumulated depreciation. Depreciation is provided at varying rates determined by the City Engineer and is reflected as a reduction in the City's equity in capital assets.

Buildings - at cost.

Plant and equipment - at cost.

Artworks and artifacts - at estimated and/or insured values.

(ii) Property Endowment Fund (for sale or lease)

Capital assets are recorded in the Property Endowment Fund on the following basis:

Land - At 'actual' value for assessment purposes as determined annually by the B.C. Assessment Authority. The development costs incurred are charged against equity to reflect their contribution to the increases in the 'actual' value of land.

Buildings - At cost less accumulated depreciation of \$34.5 million (2002 - \$32.7 million). Depreciation is charged against Equity in Capital Assets on a 5% straight-line basis on the buildings on parking sites, and on a 5% declining balance basis on leased buildings.

Equipment - At cost less accumulated depreciation of \$1.9 million (2002 - \$1.5 million). Depreciation is calculated on a 30% declining balance basis and is charged to Equity in Capital Assets.

Property subject to sale option - At option price. The land parcel is subject to purchase by the lessee at a minimum value of \$8.4 million (with an expiry date of January 31, 2005).

(f) Reserves for Future Expenditures

Reserves are established at the discretion of Council to set aside funds for future operating and capital expenditures. Transfers to and/or from reserves are reflected as an adjustment to the respective fund.

NOTES TO CONSOLIDATED FINANCIAL STATEMENTS (000's) continued
Year Ended December 31, 2003

1. SIGNIFICANT ACCOUNTING POLICIES - continued

(g) Obligations to be Funded from Future Revenues

A provision has been made for liabilities such as deferred payroll costs, landfill closure and post-closure, debenture and mortgage interest. The City provides funding in current operating budgets to meet these obligations as they come due. Details are disclosed in Note 9.

(h) Comparative Figures

Certain of the 2002 figures have been reclassified to conform to current year presentation.

2. CASH AND TEMPORARY INVESTMENTS

Cash includes short-term investments with maturity dates within 90 days of acquisition. Temporary investments are comprised of money market instruments, term deposits, bankers acceptances and federal and provincial bonds with maturity dates greater than 90 days after acquisition. Investments are recorded at cost, adjusted for amortization of premiums or discounts.

	2003	2002
Cash	\$ 15,217	\$ 21,812
Short-term investments (Maturity date within 90 days)	21,602	58,225
	<u>36,819</u>	<u>80,037</u>
Temporary investments (Maturity date greater than 90 days)	436,666	397,230
Total cash and investments	<u>\$ 473,485</u>	<u>\$ 477,267</u>
Market Value of total cash and investments	<u>\$ 479,129</u>	<u>\$ 485,230</u>

3. ACCOUNTS RECEIVABLE AND ACCOUNTS PAYABLE

	2003	2002
Accounts Receivable and Accrued Interest		
Accrued interest	\$ 5,994	\$ 6,721
Utility receivables	12,892	13,134
Employee advances	3,256	3,512
Rental and lease receivables	1,704	1,380
Trade and other receivables	25,160	18,607
	<u>49,006</u>	<u>43,354</u>
Valuation allowance	(2,019)	(1,817)
	<u>\$ 46,987</u>	<u>\$ 41,537</u>
Accounts Payable and Accrued Liabilities		
Payroll liabilities	\$ 33,595	\$ 28,066
Advance deposits and receipts	42,682	37,422
Future obligations (Note 9)	49,044	48,667
Trade and other liabilities	48,231	48,784
	<u>\$ 173,552</u>	<u>\$ 162,939</u>

NOTES TO CONSOLIDATED FINANCIAL STATEMENTS (000's) continued
Year Ended December 31, 2003

4. CAPITAL ASSETS

	Capital Fund	Property Endowment Fund	2003 Total	2002 Total
Land				
- in civic use	\$ 3,660,697	\$ -	\$ 3,660,697	\$ 3,485,678
- leased	-	693,984	693,984	660,237
- for sale, lease or development	-	406,386	406,386	378,246
Buildings	395,422	60,598	456,020	427,334
Property subject to sale option	-	8,365	8,365	8,365
Leasehold interests	25,244	3,690	28,934	29,000
Engineering assets	832,517	-	832,517	780,826
Waterworks	295,748	-	295,748	284,949
Plant, equipment, artworks and artifacts	371,591	1,046	372,637	354,386
	<u>\$ 5,581,219</u>	<u>\$ 1,174,069</u>	<u>6,755,288</u>	<u>6,409,021</u>
City of Vancouver Public Housing Corporation (at cost less depreciation)			<u>11,783</u>	<u>10,895</u>
Total			<u>\$ 6,767,071</u>	<u>\$ 6,419,916</u>

5. EQUITY IN CAPITAL ASSETS

	2003	2002
Capital expenditures	\$ 175,084	\$ 167,526
Debt issued	-	(100,000)
Debt principal repayments	26,629	16,229
Disposals	(12,644)	(14,114)
Depreciation	(42,765)	(40,953)
Increase in assessed values	228,193	193,184
Capital grants	(38)	(95)
Lease receivable payments	(2,320)	(1,191)
Change in equity in capital assets	<u>372,139</u>	<u>220,586</u>
Balance, beginning of year	5,926,993	5,706,407
Balance, end of year	<u>\$ 6,299,132</u>	<u>\$ 5,926,993</u>

NOTES TO CONSOLIDATED FINANCIAL STATEMENTS (000's) continued
Year Ended December 31, 2003

6. LONG TERM DEBT

Debenture debt is shown at its face amount. The City does not carry debt issued by other organizations.

Maturing In	General *	Local Improvements	Total
2004	\$ 23,804	\$ 2,581	\$ 26,385
2005	17,646	2,504	20,150
2006	118,545	2,345	120,890
2007	19,570	2,110	21,680
2008	10,060	1,906	11,966
Thereafter	267,550	8,888	276,438
Total	457,175	20,334	477,509
Internally held	(61,039)	(20,334)	(81,373)
Net external debt	\$ 396,136	\$ -	\$ 396,136

* General including Waterworks

The rates of interest payable on the principal amount of the debentures range from 4.38% to 10.5% per annum. The average rate on interest on total debt to maturity is 5.978%. Total interest paid in 2003 on externally held debt amounted to \$25.6 million (2002 - \$23.8 million). All debentures are payable in Canadian funds.

Actuarial reserve for debt retirement at December 31, 2003 amounted to \$112.7 million (2002 - \$87.1 million).

7. RESERVES

These amounts are set aside by Council resolution for specific purposes:

	2002	Change During Year	2003
Plant and Equipment	\$ 26,504	\$3,524	\$ 30,028
Utility Rate Stabilization	18,512	1,170	19,682
Self-insurance	17,766	(488)	17,278
Community Amenities	14,756	4,652	19,408
Capital Facilities	15,628	(5,960)	9,668
Childcare Endowment	4,079	(3)	4,076
Park Board	2,574	(696)	1,878
Library	2,218	(88)	2,130
Emerging Neighbourhood	3,593	417	4,010
Civic Theatres	2,270	-	2,270
Parking Sites	15,249	(12,782)	2,467
Solid Waste Capital	47,386	4,745	52,131
Mortgage Debenture Retirement	1,880	68	1,948
Art Gallery Operations	3,574	-	3,574
Outstanding Commitments	5,967	(485)	5,482
Future Revenue Fund Budgets	7,311	5,250	12,561
Affordable Housing	-	3,572	3,572
Pacific National Exhibition	-	2,694	2,694
Hastings Park	1,083	750	1,833
Other	6,305	2,286	8,591
	\$ 196,655	\$ 8,626	\$ 205,281

NOTES TO CONSOLIDATED FINANCIAL STATEMENTS (000's) continued
Year Ended December 31, 2003

8. FUND BALANCES

	2002	Change During Year	2003
Revenue Fund	\$ 7,693	\$ 351	\$ 8,044
Capital Fund	19,135	(60,867)	(41,732)
Capital Financing Fund	157,917	6,603	164,520
Sinking Fund	1,956	(1,405)	551
Property Endowment Fund	92,417	(865)	91,552
Harbour Park Development Ltd.	21	(1)	20
Vancouver Civic Development Corp.	8,443	262	8,705
Hastings Institute Inc.	102	41	143
City of Vancouver Public Housing Corporation	(625)	390	(235)
	<u>287,059</u>	<u>(55,491)</u>	<u>231,568</u>
Adjustment for internally-held debt on consolidation	(75,758)	13,235	(62,523)
	<u>\$ 211,301</u>	<u>\$ (42,256)</u>	<u>\$ 169,045</u>

9. OBLIGATIONS TO BE FUNDED FROM FUTURE REVENUES

	2003	2002
Deferred payroll costs	\$ 25,339	\$ 25,944
Accrued interest on long term debt	11,678	11,870
Landfill closure and post-closure	12,027	10,853
	<u>\$ 49,044</u>	<u>\$ 48,667</u>

(a) Landfill Closure and Post-Closure Costs

The City has agreed with the Ministry of Environment Lands and Parks to assume certain obligations in order to obtain the Operating Certificate for its landfill site. Those obligations include closure and post-closure liability. The present value of the City's estimated future liability for these expenditures is recognized as the landfill site's capacity is used and the reported liability of \$12.0 million (2002 - \$10.9 million) represents the portion of the estimated total expenditure recognized as at December 31, 2003. This liability and annual expenditure is calculated based on the ratio of current usage to total capacity of the site and the discounted estimated future cash flows associated with closure and post-closure activities.

The reported liability is based on estimates and assumptions with respect to events extending over the remaining life of the landfill. The remaining capacity of the landfill site is estimated at 17.8 million tonnes, which is 58% of the site's total capacity. The discounted future cash flows for closure and post-closure cost is estimated at \$32.7 million as at December 31, 2003. The landfill site is expected to reach its capacity in 2042.

In accordance with an agreement between the City and the Greater Vancouver Sewerage and Drainage District, the City is responsible for 87% of the overall liability for closure and post-closure costs. The City has provided a reserve to fund future landfill capital expenditure and waste diversion programs with a balance as at December 31, 2003 of \$52.1 million (2002 - \$47.4 million).

(b) Deferred Payroll Costs

Employees of the City are entitled to accumulate earned benefits related to sick leave and may defer vacation entitlements. Sick leave, gratuity and deferred vacation are valued at management's best estimate, which is based on past experience and assumptions about retirements, wage and salary increases, employee turnover and rates of return.

10. CONTINGENCIES AND COMMITMENTS

(a) Contingent Liability for Debentures Issued by Others

The City is contingently liable in respect of debentures of the Greater Vancouver Water District, the Greater Vancouver Sewerage and Drainage District and the Greater Vancouver Regional District.

(b) Collection of Taxes on Behalf of Other Taxing Authorities

The City is obligated to collect and transmit the tax levies of the following bodies. Such levies are not included in the revenues of the City.

Provincial Government – Schools	British Columbia Assessment Authority
Greater Vancouver Regional District	Municipal Finance Authority
Greater Vancouver Transportation Authority	

(c) Municipal Pension Plan

The City and its employees contribute to the Municipal Pension Plan (the "Plan"), a jointly trusted pension plan. The board of trustees, representing plan members and employers, is responsible for overseeing the management of the Plan, including investment of the assets and administration of the Plan. The Plan is a multi-employer contributory defined benefit pension plan with about 123,000 active contributors, including approximately 28,000 contributors from local governments.

Every three years an actuarial valuation is performed to assess the financial position of the plan and the adequacy of plan funding. The most recent valuation as at December 31, 2000 indicates a surplus of \$436 million. The next valuation will be as at December 31, 2003 with results available in 2004. The Joint Trust Agreement specifies how surplus assets can be used. The actuary does not attribute portions of the surplus to individual employers. The City paid \$31.7 million during 2003 (2002 - \$30.5 million) for employer contributions to the Plan. The employees' contributions during 2003 amounted to \$23.1 million (2002 - \$22.4 million).

(d) Contingent Legal Liabilities

As at December 31, 2003, there were various legal claims pending against the City arising in the ordinary course of its operations. The City has made provision for certain uninsured claims in its self-insurance liability reserve, but has made no specific provision for those where the outcome is presently indeterminable.

(e) Property Assessment Appeals

As at December 31, 2003, there were various assessment appeals pending with respect to properties. The outcome of those appeals may result in adjustments to property taxes receivable for the current and prior years. The City makes an annual provision against property taxes receivable for the impact of appeals including specific provision where the results of an appeal are reasonably determinable, and general provision for those where the outcome is presently indeterminable.

(f) Mortgage and Lease Agreements

Principal payments on mortgages over the next five years and thereafter are as follows:

2004	\$	1,707
2005		1,864
2006		3,016
2007		2,176
2008		8,492
Thereafter		49,642
	\$	<u>66,897</u>

Outstanding mortgages include \$55.6 million on the Library Square Project due on January 14, 2021. Interest at 9.875% per annum is compounded semi-annually with monthly repayments of principal and interest. The debentures are secured by a first charge on the land and any proceeds from the sale of the land on which the office building is situated, the office building and any improvements to it including machinery, plant and equipment, and any proceeds of the lease of the office building.

NOTES TO CONSOLIDATED FINANCIAL STATEMENTS (000's) continued
Year Ended December 31, 2003

10. CONTINGENCIES AND COMMITMENTS – continued

(f) Mortgage and Lease Agreements - continued

The City has executed a 25-year lease of the Library Square office building with the Federal Government which commenced April 30, 1995. Annual lease payments of \$6.7 million will fully offset debenture principal and interest payments. The lease provides options to purchase the office building at the end of the 10th and 20th years and at the end of the lease term. The balance of the lease receivable is \$54.6 million (2002 - \$55.9 million).

The City has \$11.2 million (2002 - \$11.4 million) in mortgages payable to Canada Mortgage and Housing Corporation for 5 non-market housing projects. Interest rates range from 4.24 % to 8.0% with maturity dates from February 1, 2006 to December 1, 2027.

11. TRUST FUNDS

Certain assets have been conveyed or assigned to the City to be administered as directed by agreement or statute. The City holds the assets for the benefit of, and stands in fiduciary relationship to, the beneficiary. The following trust funds and assets are excluded from the City's financial statements:

	2003	2002
Vancouver Agreement	\$10,244	\$ -
Cemetery Perpetual Care	2,977	2,826
Atrium	294	283
General	315	319
	<u>\$ 13,830</u>	<u>\$ 3,428</u>

The Vancouver Agreement is an urban development agreement between the Governments of Canada, British Columbia and the City to facilitate sustainable economic, social and community development in the City. In 2003, the Province of British Columbia contributed \$10 million for the implementation of a number of social strategies under the direction of the Vancouver Agreement Policy Committee.

12. EXPENDITURES BY OBJECT

	2003	2002
Wages, salaries and benefits	\$520,775	\$497,752
Contract services	99,212	64,301
Supplies, material and equipment	215,537	235,656
Debt charges	25,552	23,841
	<u>\$ 861,076</u>	<u>\$ 821,550</u>

13. SUBSEQUENT EVENTS

- (a) On March 11, 2004, Council approved a bylaw for the issuance of \$100 million 10 year non-callable serial debentures in the Canadian market to finance the capital expenditure program. The authority for these debentures is derived from the Vancouver Charter sections 236 and 242 (water and sewer capital works for \$62.4 million) and section 245 (general purposes for \$37.6 million). The debentures carry coupon rates ranging from 2.25% for the 1 year maturities in 2005 to 4.65% for the 10 year maturities in 2014, with an overall effective rate of 4.08%. Interest is payable semi-annually.
- (b) On November 3, 2003 the Province of British Columbia passed the Pacific National Exhibition Enabling and Validating Act (Bill 83) which transfers the ownership and management of the Pacific National Exhibition (PNE) to the City effective January 1, 2004. The financial arrangements included a payment of \$2.2 million from the Province to finance future costs. These funds have been transferred to a reserve (see Note 7). The City has guaranteed a \$12 million line of credit effective January 1, 2004 for 1 year.
- (c) On March 9, 2004, Council approved a 4 year agreement for the City to act as a backup to a property acquisition. The agreement commits the City to purchase the property from the original purchaser at the original purchase price of \$24.5 million plus up to \$5 million for site development and remediation costs, if for any reason the original purchaser is unable to proceed with their proposed development.



KPMG LLP
Chartered Accountants
PO Box 10426 777 Dunsmuir Street
Vancouver BC V7Y 1K3
Canada

Telephone (604) 691-3000
Telefax (604) 691-3031
www.kpmg.ca

AUDITORS' REPORT TO THE MAYOR AND COUNCILLORS OF THE CITY OF VANCOUVER

We have audited and reported separately herein on the consolidated financial statements of the City of Vancouver as at and for the year ended December 31, 2003.

Our audit was conducted for the purpose of forming an opinion on the consolidated financial statements of the City taken as a whole. The current year's supplementary information included in the following Schedules of Financial Activities of the Revenue Fund, Capital Fund, Capital Financing Fund, Sinking Fund, Property Endowment Fund and Utilities is presented for the purposes of additional analysis and is not a required part of the consolidated financial statements. Such supplementary information has been subjected to the auditing procedures applied in the audit of the consolidated financial statements and, in our opinion, is fairly stated in all material respects in relation to the consolidated financial statements taken as a whole.

KPMG LLP

Chartered Accountants

Vancouver, Canada

April 2, 2004



KPMG LLP, a Canadian owned limited liability partnership established under the laws of Ontario, is a member firm of KPMG International, a Swiss association

CITY OF VANCOUVER
Revenue Fund
Schedule of Financial Activities
Years Ended December 31
(\$000s)

	<u>2003</u> <u>Budget</u>	<u>2003</u>	<u>2002</u>
REVENUES			
Property taxes, penalties and interest	\$ 456,828	\$ 456,300	\$ 433,039
Water fees	57,263	58,360	56,983
Solid waste fees	32,080	35,592	34,768
Sewer fees	31,171	31,756	29,814
Other fees, rates and cost recoveries	138,623	155,277	147,014
Revenue sharing, grants and contributions	6,138	6,411	5,849
Investment income	12,600	11,348	12,778
Rental and lease income	22,824	23,768	22,780
	<u>757,527</u>	<u>778,812</u>	<u>743,025</u>
EXPENDITURES			
General government	78,351	72,295	67,768
Police protection	146,931	149,836	137,447
Fire protection	75,186	73,967	72,194
Engineering	60,109	61,779	60,927
Water utility	41,243	41,385	42,194
Solid waste	28,148	29,918	28,631
Sewer utility	48,345	47,280	45,729
Planning and development	62,101	60,978	58,467
Recreation and parks	78,371	79,220	76,014
Community and cultural services	55,751	56,044	55,146
	<u>674,536</u>	<u>672,702</u>	<u>644,517</u>
NET REVENUES	<u>82,991</u>	<u>106,110</u>	<u>98,508</u>
DEBT, TRANSFERS AND OTHER			
Debt principal repayments	(26,933)	(26,933)	(18,414)
Transfers			
Net transfers to other funds	(45,957)	(63,422)	(77,435)
Net transfers (to) from reserves	(10,101)	(12,593)	989
Change in obligations to be funded from future revenues	-	(2,811)	(3,469)
	<u>(82,991)</u>	<u>(105,759)</u>	<u>(98,329)</u>
CHANGE IN FUND BALANCE	-	351	179
FUND BALANCE			
Beginning of year	7,693	7,693	7,514
End of year	<u>\$ 7,693</u>	<u>\$ 8,044</u>	<u>\$ 7,693</u>

CITY OF VANCOUVER
Capital Fund
Schedule of Financial Activities
Years Ended December 31
(\$000s)

	<u>2003</u>	<u>2002</u>
REVENUES		
Fees, charges and recoveries	\$ 48,444	\$ 38,568
Grants and contributions	816	1,232
Property sale	2,633	10,974
	<u>51,893</u>	<u>50,774</u>
EXPENDITURES		
Capital expenditures		
General government	14,200	11,751
Police protection	1,868	1,587
Fire protection	1,162	2,788
Engineering	63,953	58,554
Sewer utility	25,195	24,935
Water utility	22,673	25,419
Recreation and parks	9,404	16,650
Community and cultural services	8,587	8,001
	<u>147,042</u>	<u>149,685</u>
NET EXPENDITURES	(95,149)	(98,911)
DEBT AND TRANSFERS		
Debt issued	2,146	102,475
Transfers		
Net transfers to reserves	(1,500)	(13,473)
Net transfers from other funds	33,636	41,390
	<u>34,282</u>	<u>130,392</u>
CHANGE IN FUND BALANCE	(60,867)	31,481
FUND BALANCE		
Beginning of year	19,135	(12,346)
End of year	<u>\$ (41,732)</u>	<u>\$ 19,135</u>

CITY OF VANCOUVER
Capital Financing Fund
Schedule of Financial Activities
Years Ended December 31
(\$000s)

	<u>2003</u>	<u>2002</u>
REVENUES		
Investment income	\$ 4,884	\$ 4,752
TRANSFERS		
Net transfer from other funds	6,594	6,594
Net transfer to reserves	(4,875)	(4,359)
	<u>1,719</u>	<u>2,235</u>
CHANGE IN FUND BALANCE	6,603	6,987
FUND BALANCE		
Beginning of year	157,917	150,930
End of year	<u>\$ 164,520</u>	<u>\$ 157,917</u>

CITY OF VANCOUVER
Sinking Fund
Schedule of Financial Activities
Years Ended December 31
(\$000s)

	<u>2003</u>	<u>2002</u>
REVENUES AND EXPENDITURES		
Investment income	\$ 6,841	\$ 8,931
Administration expenses	75	76
	<u>6,766</u>	<u>8,855</u>
DEBT AND TRANSFERS		
Debt repayments	(45,032)	(50,030)
Transfers		
Net transfer from Revenue Fund	27,069	28,905
Net transfer from reserves	9,792	10,588
	<u>(8,171)</u>	<u>(10,537)</u>
CHANGE IN FUND BALANCE	(1,405)	(1,682)
FUND BALANCE		
Beginning of year	<u>1,956</u>	<u>3,638</u>
End of year	<u>\$ 551</u>	<u>\$ 1,956</u>

CITY OF VANCOUVER
Property Endowment Fund
Schedule of Financial Activities
Years Ended December 31
(\$000s)

	2003			2002
	Revenue	Expenses	Net	Net
OPERATIONS				
Rental and leases	\$ 11,518	\$ 2,989	\$ 8,529	\$ 9,221
Parking	14,536	10,980	3,556	4,220
Water moorage	820	439	381	337
Property sales	6,846	527	6,319	3,852
	<u>\$ 33,720</u>	<u>\$ 14,935</u>	<u>18,785</u>	<u>17,630</u>
Interest income			3,364	3,282
Miscellaneous income			545	370
			<u>22,694</u>	<u>21,282</u>
Expenses				
Administration			1,558	1,602
Capital expenditures			26,314	17,391
Other operating			151	389
			<u>28,023</u>	<u>19,382</u>
NET REVENUES (EXPENDITURES)			<u>(5,329)</u>	<u>1,900</u>
TRANSFERS				
Debt principal repayments			(2,002)	(117)
Net transfer from reserves			10,343	2,248
Transfer to Revenue Fund			(7,000)	(7,000)
Net transfer from other funds			3,123	7,548
			<u>4,464</u>	<u>2,679</u>
CHANGE IN FUND BALANCE			(865)	4,579
FUND BALANCE				
Beginning of year			92,417	87,838
End of year			<u>\$ 91,552</u>	<u>\$ 92,417</u>

CITY OF VANCOUVER
Utilities
Schedule of Financial Activities *
Years Ended December 31
(\$000s)

	2003	2002
SOLID WASTE UTILITY		
REVENUES		
Fees and service charges	\$ 35,592	\$ 34,768
EXPENDITURES AND TRANSFERS		
Garbage collection and disposal	8,073	8,190
Recycling	4,886	4,902
Composting	3,333	4,079
Commercial	12,233	10,487
Management and solid waste levy	1,393	973
	29,918	28,631
Transfers from other funds	(929)	(577)
Transfer to reserves	6,603	6,714
	\$ 35,592	\$ 34,768
WATER UTILITY		
REVENUES		
Fees and service charges	\$ 58,360	\$ 56,983
EXPENDITURES AND TRANSFERS		
Purchase of water	26,149	25,664
Water debt charges	9,451	9,763
Operations	5,784	6,767
	41,384	42,194
Debt principal repayments	6,416	3,911
Transfer to Sinking Fund	8,328	9,184
Transfer to reserves	2,232	1,694
	\$ 58,360	\$ 56,983
SEWER UTILITY		
REVENUES		
Fees and service charges	\$ 31,171	\$ 29,814
Contribution from property taxes	31,794	29,899
	\$ 62,965	\$ 59,713
EXPENDITURES AND TRANSFERS		
Contribution to Joint Sewerage Board	36,090	33,016
Sewer debt charges	7,745	8,621
Operations	3,445	4,092
	47,280	45,729
Debt principal repayments	5,993	3,495
Transfer to Sinking Fund	6,416	7,627
Transfer to reserves	3,276	2,862
	\$ 62,965	\$ 59,713

* These amounts have been reported as part of the Revenue Fund Schedule of Financial Activities.

**CITY OF VANCOUVER
SCHEDULE OF DEBTS – GENERAL (\$000's)**

As at December 31, 2003

By-law No.	Due Date	Rate	Term Years	Debentures Outstanding		Payable at (see below)	Sinking Fund Reserve Balance
				Amount	Total		
7262	Feb. 16, 2004	6.625 – 6.875	10				
	Communications			86			
	Libraries			1,777			
	Parks			764			
	Roads, walks, streets & lanes			1,012			
	Sewers			1,508			
	Street lighting			32			
	Waterworks			1,788			
	Yards			<u>33</u>	7,000	(2)	
7506	Jan. 11, 2006	7.500	10				
	Communications			1,200			814
	Emergency operations			4,834			3,281
	Parks			5,090			3,455
	Roads, walks, streets & lanes			39,260			26,647
	Sewers			20,267			13,756
	Waterworks			<u>29,349</u>	100,000	(4)	19,920
7811	Oct. 31, 2007	5.500 – 5.750	10				
	Communications			\$ 863			
	Emergency operations			125			
	Fire protection			4,091			
	Infrastructure			1,158			
	Parks			8,640			
	Pedestrian/cycling facilities			4,441			
	Sewers			9,593			
	Street lighting			1,170			
	Waterworks			<u>6,941</u>	<u>37,022</u>	(4)	
Carried forward					144,022		

Debentures are in Canadian currency and are payable at:

- (1) City Treasurer's Office, Vancouver
- (2) Bank of Montreal, at any branch in Canada
- (3) Government of Canada, Ottawa
- (4) Canadian Depository for Securities Ltd., Toronto
- (5) Royal Bank of Canada (London); Barclays Bank PLC; The Industrial Bank of Japan (Luxembourg) S.A.; Internationale Nederlanden Bank (Belgium) S.A.; Royal Bank of Canada (Suisse); Bank of Montreal, Vancouver

*Debt held internally

CITY OF VANCOUVER
SCHEDULE OF DEBTS – GENERAL (\$000's) - continued

As at December 31, 2003

By-law No.	Due Date	Rate	Term Years	Debentures Outstanding		Payable at (see p. 31)	Sinking Fund Reserve Balance
				Amount	Total		
Brought forward					\$ 144,022		
8042	July 12, 2009	5.900	10				
	Parks			5,000			\$ 1,754
	Roads, walks, streets & lanes			15,000			5,261*
	Sewers			20,000			7,015
	Waterworks			<u>20,000</u>	60,000	(1)	7,015
8077	Oct. 7, 2009	6.000	10				
	Roads, walks, streets & lanes			46,533			16,131
	Sewers			11,417			3,958
	Waterworks			<u>22,050</u>	80,000	(4)	7,644
8269	Dec. 14, 2010	6.000	10				
	Roads, walks, streets & lanes				1,038	(1)	261*
8295	Feb. 21, 2011	5.850	10				
	Infrastructure			2,238			380
	Parks			13,858			2,355
	Pedestrian/cycling facilities			1,678			285
	Public works/fire facilities			10,600			1,802
	Roads, walks, streets & lanes			2,382			405
	Sewers			17,015			2,892
	Street lighting/communication/undergrounding			857			146
	Street lighting/communications			4,476			761
	Street lighting			2,384			405
	Transit/safety improvements			6,162			1,047
	Waterworks			<u>18,350</u>	80,000	(4)	3,119
8460	Apr. 17, 2004-2012	3.500	10				
	Local Area Improvement			\$ 5,473			
	Parks			6,441			
	Pedestrian/cycling facilities			3,682			
	Public works/fire facilities			6,672			
	Sewers			27,606			
	Street lighting			1,015			
	Street/bridge Infrastructure			5,981			
	Transit/safety improvements			7,546			
	Waterworks			<u>27,606</u>	<u>92,022</u>	(5)	
Carried forward					457,082		

**CITY OF VANCOUVER
SCHEDULE OF DEBTS - GENERAL (\$000's) - continued**

As at December 31, 2003

By-law No.	Due Date	Rate	Term Years	Debentures Outstanding		Payable at (see p. 31)	Sinking Fund Reserve Balance
				Amount	Total		
Brought forward					\$ 457,082		
INSTALMENT DEBENTURES ISSUED TO THE GOVERNMENT OF CANADA OR AGENCY							
4214	Dec. 15, 2004-2005 Waterworks	5.375	40		74	(3)	
4221	Feb. 1, 2004-2006 Waterworks	5.250	40		3	(3)	
4236	May 1, 2004-2006 Waterworks	5.375	40		<u>17</u>	(3)	
Total					<u>\$ 457,176</u>		

Prepared under Financial Information Regulations, Schedule 1, Section 4 (1)

CITY OF VANCOUVER
SCHEDULE OF DEBTS – LOCAL IMPROVEMENT (\$000's)

Property owners' share
As at December 31, 2003

<u>By-Law No.</u>	<u>Purpose</u>	<u>Debentures Issued and Outstanding</u>	<u>Term Years</u>	<u>Date of Maturity</u>	<u>Int. Rate %</u>	<u>Payable at (see p. 31)</u>
6500	Lane paving, speed ramps, side-walks, pavements & curbs	\$ 233	15	June 21, 2004	10.500	(1)
6501	Beautification	22	15	June 21, 2004	10.500	(1)
6680	Beautification	11	15	June 20, 2005	10.500	(1)
6681	Lane paving, speed ramps, side-walks, pavements & curbs	613	15	June 20, 2005	10.500	(1)
6848	Lane paving, speed ramps, side-walks, pavements & curbs	956	15	June 19, 2006	10.000	(1)
6849	Beautification	97	15	June 19, 2006	10.000	(1)
6990	Lane paving, speed ramps, side-walks, pavements & curbs	997	15	June 17, 2007	9.500	(1)
6991	Beautification	126	15	June 17, 2007	9.500	(1)
7129	Lane paving, speed ramps, side-walks, pavements & curbs	1,401	15	June 23, 2008	9.000	(1)
7312	Lane paving, speed ramps, side-walks, pavements & curbs	1,186	15	June 22, 2009	7.000	(1)
7313	Beautification	306	15	June 22, 2009	7.000	(1)
7315	Underground Wiring	27	15	June 22, 2009	7.000	(1)
7316	Street Lighting	3	10	June 22, 2004	7.000	(1)
7446	Lane paving, speed ramps, side-walks, pavements & curbs	1,173	15	June 21, 2010	9.500	(1)
7447	Underground wiring	57	15	June 21, 2010	9.500	(1)
7584	Lane paving, speed ramps, side-walks, pavements & curbs	1,435	15	June 26, 2011	7.500	(1)
7758	Lane paving, speed ramps, side-walks, pavements & curbs	1,620	15	June 25, 2012	7.000	(1)
7759	Beautification	119	15	June 25, 2012	7.000	(1)
7912	Beautification	165	15	June 24, 2013	6.000	(1)
7914	Street Lighting	5	10	June 24, 2008	6.000	(1)
7915	Lane paving, speed ramps, side-walks, pavements & curbs	1,743	15	June 24, 2013	6.000	(1)
8037	Lane paving, speed ramps, side-walks, pavements & curbs	1,863	15	June 23, 2014	6.000	(1)
8038	Lane lighting	10	15	June 23, 2014	6.000	(1)
8204	Lane paving, speed ramps, side-walks, pavements & curbs	1,375	15	June 21, 2015	7.000	(1)
8205	Lane lighting	<u>10</u>	15	June 21, 2015	7.000	(1)
Carried forward		15,553				

CITY OF VANCOUVER
SCHEDULE OF DEBTS - LOCAL IMPROVEMENT (\$000's) - continued

Property owners' share
As at December 31, 2003

<u>By-Law No.</u>	<u>Purpose</u>	<u>Debentures Issued and Outstanding</u>	<u>Term Years</u>	<u>Date of Maturity</u>	<u>Int. Rate %</u>	<u>Payable at (see p. 31)</u>
Brought forward		\$ 15,553				
8206	Street lighting	19	10	June 21, 2010	7.000	(1)
8207	Beautification	102	15	June 21, 2015	7.000	(1)
8208	Granville Street beautification	134	10	June 21, 2010	7.000	(1)
8209	Beautification	22	15	June 21, 2015	7.000	(1)
8501	Lane paving, speed ramps, side-walks, pavements & curbs	1,890	15	June 26, 2017	6.000	(1)
8502	Lane lighting	40	5	June 26, 2007	6.000	(1)
8503	Street lighting	9	10	June 26, 2012	6.000	(1)
8504	Beautification	215	15	June 26, 2017	6.000	(1)
8505	Traffic circle	8	5	June 26, 2007	6.000	(1)
8506	Underground wiring	198	15	June 26, 2017	6.000	(1)
8693	Lane paving, speed ramps, side-walks, pavements & curbs	2,074	15	June 25, 2018	6.000	(1)
8694	Lane lighting	10	15	June 25, 2018	6.000	(1)
8696	Street beautification	<u>58</u>	15	June 25, 2018	6.000	(1)
Total		<u>\$ 20,333</u>				

CITY OF VANCOUVER
SCHEDULE OF GUARANTEE AND INDEMNITY AGREEMENTS

Year Ended December 31, 2003

The City of Vancouver has not given any guarantees or indemnities under the Guarantees and Indemnities Regulation.

Prepared under Financial Information Regulation, Schedule 1, Section 5

SCHEDULE OF REMUNERATION AND EXPENSES

- ◆ CITY OF VANCOUVER
- ◆ VANCOUVER BOARD OF PARKS AND RECREATION,
- ◆ VANCOUVER POLICE BOARD
- ◆ VANCOUVER PUBLIC LIBRARY

PREPARED IN ACCORDANCE WITH THE FINANCIAL INFORMATION REGULATION
SCHEDULE 1, SECTION 6 (2), (3), (4), (5), (6)

**MAYOR AND COUNCILLORS
REMUNERATION AND EXPENSES**

Year Ended December 31, 2003

	<u>Name</u>	<u>Income</u>	<u>Local Expenses</u>	<u>Auto Allowance</u>	<u>Travel & Training</u>
Mayor	L. Campbell	\$ 100,927.19	\$ —	\$ 2,535.07	\$ 15,292.04
Councillors	F. Bass	48,063.18	1,592.73	—	4,935.42
	D. Cadman	48,165.46	1,825.33	2,668.05	3,214.96
	J. Green	47,360.02	999.36	2,668.05	16,267.46
	P. Ladner	46,306.75	1,873.43	2,668.05	615.45
	R. Louie	47,112.19	865.66	2,668.05	1,099.10
	T. Louis	46,306.75	—	—	1,060.65
	A. Roberts	46,306.75	596.63	2,668.05	—
	T. Stevenson	46,306.75	1,642.21	2,668.05	8,680.95
	S. Sullivan	46,306.75	2,088.10	2,668.05	2,445.96
	E. Woodsworth	46,306.75	1,897.73	2,668.05	2,393.73
		<u>\$ 569,468.54</u>	<u>\$ 13,381.18</u>	<u>\$ 23,879.47</u>	<u>\$ 56,005.72</u>

**VANCOUVER BOARD OF PARKS & RECREATION - COMMISSIONERS
REMUNERATION AND EXPENSES**

Year Ended December 31, 2003

<u>Commissioner</u>	<u>Stipend</u>	<u>Expenses</u>	<u>Total</u>
Anita Romaniuk	\$ 8,045.74	\$ 4,022.87	\$ 12,068.61
Heather Deal	9,899.46	4,949.73	14,849.19
Suzanne Anton	7,976.80	3,988.40	11,965.20
Allan De Genova	7,976.80	3,988.40	11,965.20
Lyndsay Poaps	7,976.80	3,988.40	11,965.20
Eva Riccius	7,976.80	3,988.40	11,965.20
Loretta Woodcock	<u>7,976.80</u>	<u>3,988.40</u>	<u>11,965.20</u>
	<u>\$ 57,829.20</u>	<u>\$ 28,914.60</u>	<u>\$ 86,743.80</u>

**VANCOUVER POLICE DEPARTMENT – POLICE BOARD MEMBERS
REMUNERATION**

Year Ended December 31, 2003

	<u>Income</u>
Ken Bagshaw	\$ 8,250.00
Sue Bauman	9,250.00
Lynne Kennedy	7,250.00
Gillian Maxwell	5,000.00
Kelly MacDonald	7,250.00
Peter Webster	8,500.00
Janet Pau	<u>3,250.00</u>
Total	<u>\$ 48,750.00</u>

**CITY OF VANCOUVER
SCHEDULE OF REMUNERATION – EMPLOYEES EARNING OVER \$75,000**

Year Ended December 31, 2003

Aalto, M	\$ 80,639.46	Battle, R G	\$ 86,160.36
Abbott, K E	84,725.74	Batty, E C	87,870.43
Ackerman, R W	107,557.11	Baxter, S	124,702.92
Adam, I C	109,988.45	Bayley, S L	84,570.61
Adams, D E	87,845.84	Bayne, K B	127,965.01
Adams, P A	85,864.03	Beach, C K	123,518.93
Addis, J W	94,881.98	Beasley, L B	127,586.00
Agnew, J A	133,227.51	Beggs, W M	77,485.23
Ainsworth, D G	76,442.08	Beisick, R D	79,867.00
Airth, C C	78,347.79	Beith, M J	86,785.76
Akin, R D	95,917.85	Bell, R B	84,650.97
Alderman, L F	80,576.81	Bellia, E E	97,767.98
Alexander, M S	94,178.35	Berar, J R	88,176.76
Alfred, P H	78,261.78	Bercic, J R	85,640.54
Allan, R M	85,524.41	Berglund, L	88,462.18
Allen, P A	81,249.89	Bernardin, K L	86,105.26
Ames, J L	75,074.70	Berry, R D	75,065.23
Amundsen, D J	102,812.76	Bertolo, R M	96,340.52
Andersen, E L	88,057.66	Berube, M	85,652.36
Anderson, C A	78,346.38	Bettles, C	76,832.77
Anderson, D	75,176.68	Bezanson, D D	78,285.29
Anderson, S J	77,620.38	Bieg, R G	81,377.69
Andrews, J	109,125.41	Billing, J	109,125.02
Andrews, M	79,640.81	Birch, K R	89,535.73
Anfield, S M	76,020.96	Birkas, M J	87,869.91
Ann, J H	118,562.83	Bittante, P	81,988.49
Apostoliuk, S M	76,836.90	Black, T B	131,325.13
Appleby, J A	80,189.63	Blair, M J	75,642.86
Arbas, D L	75,730.23	Blomquist, A O	81,370.54
Argent, W A	101,392.95	Blondeau, N	82,887.23
Arnold, A G	75,360.54	Bloor, S R	82,308.91
Arsenault, A D	75,817.81	Blouin, A W	101,924.07
Athans, K J	88,403.66	Bluschke, B A	77,965.49
Au, W	96,680.27	Boblin, D	107,451.04
Avelar, S E	79,090.53	Bogue, R E	80,861.28
Baker, S D	75,751.74	Bohemier, R Y	93,928.31
Bakker, R G	79,494.88	Bollivar, S	78,282.75
Ball, B J	94,899.64	Bolton, N D	98,581.68
Ballantyne, B C	171,242.37	Boons, W A	87,705.60
Ballard, E A	94,881.96	Borody, R G	76,089.25
Ballard, J P	95,589.01	Bosley, R L	118,704.59
Balsevich, P M	87,861.18	Boutin, D I	94,015.05
Baptie, S M	75,360.54	Bowers, K J	103,810.43
Barber, R L	98,775.17	Boyd, A S	112,722.31
Barbour, D D	108,107.73	Boyko, D A	94,886.45
Barnes, G	98,108.69	Boyle, J E	84,867.82
Barrett, J	78,380.11	Boyle, K A	100,659.58
Barry, S M	75,226.52	Bradley, J M	77,998.89
Barry, T P	81,996.37	Brady, S N	80,608.57
Bartoli, R	118,948.92	Bragagnolo, M	92,398.92
Battista, F P	82,972.34	Bremner, P J	87,870.43

**CITY OF VANCOUVER
SCHEDULE OF REMUNERATION – EMPLOYEES EARNING OVER \$75,000 continued**

Year Ended December 31, 2003

Brewer, B D	\$ 115,996.50	Chan, J	\$ 87,121.32
Bronson, R A	80,267.06	Chan, M A	84,892.53
Brooks, J	94,881.98	Chapman, B W	97,948.53
Brown, A R	100,863.91	Chapman, D L	82,200.13
Brown, C	78,743.67	Chapman, R W	94,228.16
Brown, H E	83,987.77	Cheema, J S	116,323.95
Brown, H W	76,248.14	Cherniwchan, G N	83,982.73
Brown, K D	83,833.50	Chernoff, M C	98,474.52
Brown, M	80,014.97	Cherry, J	87,870.43
Brownlee, C R	81,151.67	Chisholm, R	75,360.54
Bruce, M	78,226.78	Cho, W T	80,311.69
Bruce-Thomas, D	84,666.47	Chodat, R P	95,341.28
Bruin, P J	99,710.17	Chow, D M	83,061.57
Brydon, R M	76,131.77	Chow, H W	80,738.54
Brynildsen, D D	110,053.10	Christensen, M E	112,688.48
Buchanan, D J	83,754.35	Christoffersen, E T	81,949.24
Buckle, A T	103,270.90	Chu, J J	82,421.08
Buckoll, T A	79,092.14	Chu, J S	131,281.32
Bunt, W D	91,830.78	Chu, W M	82,866.71
Burgess, J	88,571.13	Chuy, D G	95,255.80
Burke, G W	85,944.99	Cividino, C	82,939.95
Burmachuk, T D	104,232.91	Clague, M	81,376.28
Burns, W D	77,565.99	Clark, B G	75,182.70
Burridge, B F	83,085.59	Clark, B R	75,672.12
Butler, L P	95,495.43	Clarke, R M	98,144.91
Butterworth, A D	85,230.52	Clarke, R N	82,874.08
Cairns, C J	79,579.74	Clelland, R W	76,023.17
Callard, L D	91,511.41	Clement, C B	87,870.43
Callender, S J	82,464.80	Clift, S L	94,881.98
Cameron, E P	88,806.55	Coady, G S	80,217.93
Camley, L A	109,125.01	Coburn, G M	112,637.71
Campbell, B	95,463.16	Coghill, D	78,248.94
Campbell, C J	105,990.45	Collver, G	90,356.10
Campbell, M J	115,828.05	Colonval, D V	107,964.19
Canning, B D	81,141.33	Colussi, R D	86,441.04
Carkner, B M	83,323.37	Connell, F J	156,857.03
Carr, M J	118,484.47	Constable, S C	78,411.82
Carroll, S J	84,830.12	Cook, P S	77,481.54
Carter, I N	79,525.88	Cooke, B R	78,979.74
Caswell, R S	98,443.23	Cooke, L C	76,456.58
Catchpole, M T	76,975.41	Cooke, R S	162,018.55
Cavezza, A	87,851.29	Coomber, G S	88,465.06
Cayer, D C	80,570.79	Cooper, R W	110,433.82
Celms, A A	90,485.28	Cope, W A	106,718.02
Chalke, R J	99,796.60	Copp, W C	86,579.52
Chalmers, R	86,428.09	Cork, T G	87,215.97
Chalmers, R M	224,773.21	Corrigan, T J	127,970.45
Chambers, A R	90,033.98	Coulson, M E	88,736.58
Chambers, J J	108,902.26	Cox, M D	81,717.28
Chambers, P B	88,612.92	Cox, W C	78,317.53
Chan, A	107,923.23	Craig, D	78,553.14

**CITY OF VANCOUVER
SCHEDULE OF REMUNERATION – EMPLOYEES EARNING OVER \$75,000 continued**

Year Ended December 31, 2003

Cramer, R A	\$ 76,995.50	Doge, P	\$ 95,661.97
Cratchley, S W	78,061.31	Donaghy, K J	102,710.15
Crawford, J C	106,667.33	Donaghy, M B	80,155.34
Cray, B C	76,492.42	Donaldson, J C	94,247.27
Creech, R M	111,148.69	Dore, W L	82,156.88
Critchley, K J	81,512.56	Dosanjh, N	77,383.73
Crocker, M C	87,870.43	Douglas, J M	87,533.34
Crocker, T J	102,543.53	Douglas, S H	80,254.76
Crouch, F J	77,271.53	Douglas, W G	75,907.08
Crowe, B P	94,881.97	Dowling, J F	83,048.07
Cumberworth, M A	89,534.49	Downing, J A	115,878.70
Curran, C M	109,866.01	Doyle, D	75,360.54
Curwen, E M	125,309.14	Doyon, E S	94,610.26
Czech, L H	92,430.44	Dragani, J A	85,264.15
Daconceicao, N B	85,726.44	Dragonetti, D	81,494.62
Dahl, G H	102,561.96	Draper, V G	81,507.78
Dahlie, R	76,066.14	Driemel, S A	76,939.60
Daley, C J	124,674.61	Dube, D R	102,966.70
Dalla Zanna, R	89,980.66	Dube, R M	75,645.04
Daniels, D W	77,496.65	Ducote, F	80,161.58
Danroth, J D	76,003.60	Duncan, D J	82,245.52
Davey, M L	81,007.36	Duncan, D R	77,617.27
Davidson, J E	77,785.52	Dunn, G A	111,749.22
Davies, B J	114,207.94	Dunning, J F.R.	127,502.46
Davies, S M	76,384.56	Dureau, B A	78,942.86
Davies, T N	91,440.97	Dureau, D L	122,878.20
Davis-Johnson, K N	94,881.97	Easterbrook, W T	126,686.61
Dawes, B K	75,360.54	Eburne, B A	100,744.78
Dehaas, J K	99,006.52	Edelson, N J	81,869.91
Deighton, R K	103,193.80	Edmonds, S J	88,848.01
Delgiglio, F	78,814.64	Edwardes, R G	88,865.95
Delmonico, N B	80,378.32	Edwards, S	75,600.54
Demiris, V W	75,538.07	Eely, S J	87,064.53
Dennison, D R	75,185.01	EGge, C J	110,219.61
Denton, G W	78,349.65	Elias, G R	85,918.19
Der, R M	75,459.37	Elson, S L	78,178.82
Derksen, B C	76,173.87	Elvevoll, V	89,750.65
Deslauriers, C	95,505.96	Emerslund, W A	102,628.12
Desmarais, B D	117,273.71	Eng, G M	97,043.13
Desrochers, D F	94,703.63	Eng, K C	77,899.07
Deugau, C C	121,857.12	English, J P	87,056.83
Dewar, M D	97,829.61	Ennis, C A	85,226.79
Di Nozzi, A	77,020.02	Epp, J T	78,320.69
Dick, L A	82,920.47	Evans, J D	87,870.43
Dickhout, D A	94,359.98	Evanson, M H	88,299.33
Dickson, D S	85,911.89	Eviston, E J	87,547.13
Dickson, R G	75,463.36	Fairweather, M C	109,905.02
Dighton, J	75,407.88	Fairweather, R P	89,418.84
Dillingham, C D	108,334.38	Fanning, T R	91,037.60
Dimock, G A	80,221.28	Faoro, R R	117,098.79
Dobrovolny, J W	97,296.55	Farthing, D W	75,021.76

**CITY OF VANCOUVER
SCHEDULE OF REMUNERATION – EMPLOYEES EARNING OVER \$75,000 continued**

Year Ended December 31, 2003

Fast, R	\$ 135,919.54	Gillespie, N G	\$ 80,628.33
Favero, G M	75,772.55	Gilmore, C T	84,828.66
Feenan, C P	87,330.60	Gilmore, D	90,056.02
Feenan, R T	101,666.61	Gilmour, B D	85,352.69
Feldman, A J	86,180.62	Girling, D F	83,094.79
Fenimore, J E	81,560.07	Glanville, C	84,257.60
Ferguson, W J	112,869.19	Glendinning, S J	76,956.39
Field, G W	89,223.65	Glover, M	82,262.18
Field, P C	122,540.48	Goddard, W A	155,759.69
Fielding, A	88,794.63	Goldie, S	183,451.46
Fincham, R A	86,615.23	Goodall, G F	96,825.74
Finley, M R	86,387.16	Gordon, M L	79,575.58
Fischer, F W	101,576.52	Gough, R K	94,784.32
Fisher, D K	86,797.35	Gowdyk, T J	83,807.09
Fisher, S D	101,793.60	Grace, R S	78,326.42
Flamand, M M	83,321.45	Graf, M A	90,638.69
Flanigan, M G	90,028.99	Graham, B W	79,678.28
Fleming, R K	82,954.08	Graham, C	86,022.00
Fleming, W	77,678.07	Graham, J	170,682.47
Flessa, B J	84,958.21	Graham, J W	89,327.21
Fletcher, J L	78,854.53	Grant, J	75,360.54
Flewelling, J E	82,247.15	Grant, J R	94,852.94
Foden, T A	99,347.38	Gray, S	94,881.97
Fong, V	87,901.81	Green, B C	93,333.44
Forbes-Roberts, J R	161,878.98	Greenberg, J M	109,749.01
Forsberg, V C	106,296.70	Greer, G K	187,948.72
Forshaw, M J	92,680.90	Grewal, G S	77,794.98
Forster, R M	82,042.30	Griffiths, C M	77,632.40
Foster, D E	87,257.07	Griffiths, G C	83,453.51
Frail, K J	109,122.96	Grill, A J	75,360.54
Frame, D M	89,551.93	Groenland, P W	91,110.16
Fraser, G M	101,870.90	Grummisch, E O	105,942.11
Frederickson, B J	94,709.05	Grywinski, J M	84,388.47
French, P A	83,471.60	Haddon, G A	79,156.23
Fuhrmann, R D	99,705.11	Haines, B K	78,546.40
Fung, W W	79,995.87	Hall, A D	94,926.10
Furness, K M	77,181.71	Hall, D	80,897.22
Fyfe, A K	85,435.38	Hall, J H	81,615.77
Gabriel, G G	97,525.36	Hall, J K	88,250.43
Gagnon, P A	79,510.01	Hallam, M D	88,054.06
Gale, R C	80,628.09	Hallgren, B R	82,987.14
Gatto, B	103,860.36	Hallinan, G B	175,290.34
Giardini, S M	83,583.53	Hamade, J H	78,460.93
Gibault, H P	94,886.45	Hamilton, H I	100,984.27
Gibbons, L J	77,611.21	Hammel, T E	91,201.04
Gibson, D B	80,884.47	Hammond, K P	95,754.36
Gibson, S	98,384.50	Hancock, D J	75,714.50
Gilbert, M I	111,761.11	Hannay, J D	117,488.58
Gilbert, W	82,758.40	Hanuse, S A	79,420.11
Gilchrist, W A	76,866.89	Hardman, S D	87,843.91
Gill, H S	81,871.44	Harris, C R	88,416.39

**CITY OF VANCOUVER
SCHEDULE OF REMUNERATION – EMPLOYEES EARNING OVER \$75,000 continued**

Year Ended December 31, 2003

Harris, J L	\$ 109,882.38	Hufsmith, D	\$ 107,667.37
Harrison, K M	86,899.95	Hui, T	83,376.98
Harrison, V L	111,790.67	Hull, L E	81,376.28
Harrower, M R	104,434.88	Humayun, A H	77,460.39
Harvey, S	81,497.18	Humphry, W C	78,861.38
Hatch, R B	76,410.08	Hunter, G M	84,855.37
Hatcher, S G	75,297.21	Hunter, J	95,661.97
Hatchman, R C	83,840.30	Hunter, J C	75,110.42
Hayward, E A	87,563.32	Hunter, S M	78,052.74
Hazard, B W	132,475.87	Huston, R G	122,523.31
Heard, M V	85,238.60	Hutchinson, H K	174,668.13
Hebenton, R J	75,457.62	Hyde, S J	84,979.27
Heed, K P	119,171.26	Hynes, B P	101,493.36
Heggie, R D	77,704.15	Ikoma, K	92,936.67
Hemm, M D	105,153.17	Inglis, M	75,360.54
Henderson, J	95,726.87	Ingo, J D	75,046.67
Henderson, S H	86,912.61	Ingram, K S	80,681.33
Henkel, D A	84,894.59	Inouye, R A	76,131.35
Henschel, T L	76,110.94	Instant, D E	98,687.61
Herman, A	75,339.85	Irons, J S	103,581.57
Herrmann, T T	106,601.12	Irving, J D	85,200.20
Hester, A A	105,220.22	Isaksson, R S	104,599.09
Hetherington, C	109,946.45	Jackel, S R	80,280.89
Hetherington, D L	86,895.80	Jackson, D H	99,817.56
High, J W	86,905.77	Jackson, J T	81,508.46
Highcock, L R	88,799.51	Jackson, S	92,419.76
Hill, C E	75,374.22	Jagger, D G	105,504.42
Hilsen, R J	101,115.92	James, C D	128,384.61
Ho, A S	112,169.48	James, L A	79,915.32
Ho, S S	75,646.14	Jean, R L	80,558.01
Hobbs, A W	95,560.14	Jenkins, R A	96,520.22
Hoffman, R L	138,500.63	Johnsen, G P	130,543.55
Hogan, P L	75,625.54	Johnson, J C	85,640.38
Hogg, G S	81,720.10	Johnson, M O	94,868.09
Holden, I C	82,906.82	Johnson, T L	103,160.60
Holdgate, R C	142,317.07	Johnson, T S	77,441.29
Holland, M L	83,047.91	Johnston, J A	81,142.31
Holland, W D	118,505.26	Johnston, W M	81,376.28
Horne, D W	92,455.70	Johnstone, M S	77,021.89
Horner, F R	103,364.26	Jones, D H	199,132.94
Horsley, M T	110,108.61	Jones, D R	86,724.51
Hosein, C N	109,437.41	Jones-Cook, R I	76,080.72
Houchen, T G	87,311.26	Jordan, B	109,125.02
Hovbrender, A	122,123.86	Josephs, P L	96,050.92
Howard, R L	78,106.38	Judd, P E	109,125.41
Howerton, D N	93,764.41	Kaisers, R M	108,535.69
Hrankowski, K L	93,548.54	Kamada, J	81,376.28
Hryb, T	121,364.43	Karlsson, P S	91,379.76
Hucul, P M	100,111.73	Kawaza, N P	79,119.89
Hudniuk, D W	95,922.86	Kazuta, A T	75,291.59
Hudson, W T	79,141.60	Kazuta, C I	82,353.29

**CITY OF VANCOUVER
SCHEDULE OF REMUNERATION – EMPLOYEES EARNING OVER \$75,000 continued**

Year Ended December 31, 2003

Kean, P A	\$ 122,819.09	Leathem, M S	\$ 81,754.82
Keen, J G	91,516.41	Lee, E	95,599.57
Keller, M W	76,018.16	Lee, G K	75,691.36
Kelley, G W	82,749.13	Lee, R R	109,368.94
Kellof, S G	119,518.47	Leggett, C A	81,463.91
Kelly, M P	78,441.38	Lemcke, W M	93,591.60
Kenning, R B	75,877.44	Lemire, C G	76,167.07
Kenny, R L	105,459.96	Lemke, D R	79,284.26
Kerr, D J	102,670.27	Lepard, D A	139,989.85
Ketcheson, W P	90,716.62	Lepard, K V	82,586.58
Khadra, E	85,145.12	Lester, G A	81,455.04
Kinahan, C M	109,320.00	Letourneux, F	111,193.51
Kindratsky, M J	124,559.16	Leupen, R H	81,370.54
Kingra, S S	78,773.02	Levitt, K R	88,409.91
Kinna, K M	82,644.90	Liang, K	111,193.52
Kirk, G	76,756.44	Liddar, K S	75,279.64
Kirkland, D M	79,097.05	Liljefors, Y	109,710.02
Kitchen, C F	75,220.51	Lin, C Y	83,667.40
Kitos, R B	76,237.54	Linde, M C	86,631.20
Kleeband, V	94,146.56	Lintunen, L	75,360.54
Klein, A	94,522.30	Little, P L	151,914.18
Klimchuk, D J	75,360.54	Littlefield, M B	87,798.39
Klotzbach, F P	93,848.11	Lo, E	154,157.51
Knibbs, W G	111,583.83	Lojstrup, S	84,967.96
Knight, D A	97,204.64	Lomax, S M.	76,108.92
Kochan, W	78,997.26	Lonsbury, B L	86,031.52
Kodak, G A	75,130.09	Loughran, G R	79,666.58
Kondo, T T	88,386.69	Louie, D T	86,019.72
Krezan, B	94,375.96	Louie, R D	81,833.79
Kross, B R	89,691.34	Lowden, J	109,125.41
Kubicsek, P M	92,119.35	Lowden, J S	75,023.13
Kugi, M A	107,108.18	Lowe, C D	80,850.14
Kuncewicz, M B	81,688.11	Lowes, G A	87,538.54
Kuniss, A J	117,226.70	Lucas, K R	85,767.32
Kurelicz, M G	78,856.89	Lucas, R S	94,543.00
Kussat, A W	86,833.58	Luke, T G	76,600.68
Kuzmick, S F	78,224.67	Luongo, A	85,056.28
Kwok, K	83,410.29	Lynch, M J	117,213.87
L'Hirondelle, G L	81,376.28	MacDonald, M A	107,710.24
Laclaire, L L	75,459.15	MacDonald, P L	120,388.57
Laidler, T	91,000.76	MacDonald, R G	87,870.43
Lane, J G	79,435.11	MacGregor, B D	165,234.43
Lang, D A	116,208.94	MacKay, L A	110,336.27
Lanyon, G L	101,817.54	MacKenzie, B J	91,320.93
Lau, J T	80,316.48	MacKenzie, D	81,376.28
Lau, K M	75,360.54	MacKenzie, J	87,870.43
Law, J A	77,382.15	MacKinnon, R E	75,129.20
Law, M	75,619.55	MacKintosh, M A	81,370.54
Lawrence, R D	78,278.35	MacLean, A	98,786.25
Lawson, G J	85,714.97	MacLeod, J L	80,550.69
Learey, S	82,021.42	MacPherson, D A	81,376.28

**CITY OF VANCOUVER
SCHEDULE OF REMUNERATION – EMPLOYEES EARNING OVER \$75,000 continued**

Year Ended December 31, 2003

MacPherson, D J	\$	177,553.92	McMartin, J L	\$	85,542.56
Mageau, M D		76,314.86	McNulty, B R		114,702.43
Mah, D		101,071.59	McQuiggin, K W		98,208.39
Mahinsa, C K		77,863.82	McRae, A D		112,271.61
Maitland, B E		109,437.41	McRae, R G		86,966.29
Malcolm, L A		82,923.02	McRae, R J		121,462.20
Mamoser, L G		91,529.27	McTaggart, S K		75,360.54
Mancell, J M		113,477.40	Meagher, E W		80,422.88
Mangat, R S		79,301.13	Meanley, R W		114,428.13
Manhas, D S		90,607.04	Meeres, G P		99,093.92
Manning, B		96,716.62	Meggs, G		82,021.42
Marchand, D F		75,921.61	Meikle, S J		75,552.70
Marchand, M		75,364.15	Melnyk, L E		75,083.18
Mark, J H		82,742.14	Merchant, G		77,647.14
Marlay, M F		80,212.28	Meszaros, M Z		75,049.93
Martin, L P		75,272.76	Michaels, R		87,870.43
Martin, R F		80,352.59	Michals, R J		112,706.51
Marzinzik, T B		76,606.48	Miguel, F J		77,576.11
Mason, P S		81,596.58	Millas, A T		89,255.71
Mason, T H		80,407.52	Miller, S R		89,147.21
Matheson, M C		87,646.52	Milligan, F C		81,217.40
Mathie, B A		89,647.86	Mills, N		81,376.29
Maurer, T K		75,540.54	Mitchell, B J		82,588.87
McAfee, R A		128,936.93	Mitchell, D L		87,717.75
McCabe, A		81,531.42	Mitchell, J E		100,463.16
McCardell, L J		82,841.52	Mitchell, R D		80,300.50
McCarthy, M S		88,327.09	Moffat, R J		92,208.20
McCartney, S W		86,370.70	Montague, B V		79,893.48
McCluskie, T B		108,725.99	Montgomery, H M		82,582.60
McConnell, K R		96,303.56	Montpellier, P E		85,324.17
McCormick, J L		84,108.36	Moore, T D		75,922.06
McCreath, L C		87,870.43	Morris, B J		120,442.80
McCullough, G L		84,919.84	Mounce, M C		81,064.08
McCurrach, R J		76,223.90	Mramor, J E		81,550.55
McDonald, M J		86,447.96	Muir, S P		80,713.30
McGuinness, G C		98,899.71	Mulder, R A		92,894.90
McIntosh, C D		93,808.48	Mullin, K M		80,240.95
McKay, J K		114,687.99	Mundick, S J		160,818.22
McKearney, J R		79,651.81	Munro, G W		87,151.31
McKellar, L H		114,812.39	Munro, N A		85,947.90
McKenna, L		109,328.28	Munroe, J B		91,406.59
McKenna, R P		90,119.74	Murphy, D H		81,934.96
McKenna, S M		92,942.99	Mutter, L		144,540.48
McKnight, J R		96,366.77	Nadalín, E		110,087.38
McLachlan, N R		108,070.79	Nadalín, W M		76,300.62
McLaren, K S		90,081.08	Nagy, D A		88,330.11
McLaren, R P		139,057.65	Naklicki, A		109,515.41
McLarty, D K		92,571.94	Naples, P N		78,606.24
McLean, T L		98,042.24	Neal, R J		75,441.80
McLeod, D G		75,065.77	Neil, L S		85,820.46
McLewin, J W		94,886.45	Nelmes, M D		112,270.13

**CITY OF VANCOUVER
SCHEDULE OF REMUNERATION – EMPLOYEES EARNING OVER \$75,000 continued**

Year Ended December 31, 2003

Neratini, T M	\$ 76,350.44	Peebles, D L	\$ 85,044.19
Neufeld, G H	96,474.23	Pellizzari, A C	81,745.93
Newlands, M J	86,249.03	Penny, B	95,142.32
Newman, G S	104,808.37	Pentland, J E	78,745.86
Nguyen, V V	83,104.89	Perrie, J	97,705.59
Niculeac, N G	77,704.97	Perry, G N	93,870.60
Niedtner, H A	129,636.93	Peterson, D P	87,274.49
Nielsen, K R	81,376.28	Peterson, J J	76,682.23
Nimmo, A E	150,946.81	Peterson, R S	127,041.20
Nixon, B A	84,305.97	Petit, E L	100,637.37
Nixon, K G	105,894.02	Philcox, P A	76,482.35
Nordin, S H	91,162.80	Phillips, P T	103,565.93
Normann, H F	85,175.68	Phipps, T W	79,479.18
Novak, R	76,753.60	Picard, B J	103,928.62
Nurani, A N	113,933.32	Pickerell, B G	81,819.24
Nuttall, L S	94,308.26	Pinsker, P M	75,360.54
Nybo, R P	79,178.22	Pirrie, G	98,636.65
O'donovan, D F	83,949.11	Pledger, W N	95,031.98
Obrien, R P	75,712.68	Pollard, M R	89,156.80
Odendaal, L	81,376.28	Popil, D M	75,579.43
Oehlschlager, C K	109,125.02	Porteous, A A	94,042.36
Oger, T P	126,208.83	Porteous, M D	134,469.78
Oleskiw, G L	138,520.10	Pounder, R J	113,945.61
Olien, J L	75,679.34	Powell, B C	85,087.76
Oliphant, D M	89,687.03	Pranzl, S D	107,942.40
Oneill, W F	76,026.19	Prasobsin, J T	80,508.35
Oshowy, D R	76,051.78	Prentice, J P	84,878.97
Oudijn, W P	87,870.43	Primerano, S	91,188.14
Owens, D E	93,426.32	Procyshyn, P H	88,161.41
Pagazzi, P P	97,562.36	Pulford, T K	95,884.87
Pain, D J	76,890.18	Purdy, M S	91,188.33
Palmer, A A	82,121.83	Purewal, M	84,620.58
Palmer, A R	105,402.36	Pyke, G H	102,510.03
Pang, N S	90,489.99	Quayle, B T	111,951.13
Papove, G P	78,623.62	Rabinovitch, R C	91,939.46
Park, G	101,536.33	Rai, R	90,192.33
Parker, A H	91,388.58	Rai, S S	83,835.05
Parkin, B	109,125.01	Rainey, B A	79,197.15
Parsons, G J	106,114.05	Rainsley, W G	107,284.08
Parsons, I D	75,988.16	Ralla, G	85,067.65
Parsons, S J	76,425.80	Ram, J L	91,754.26
Parsons, W J	82,511.05	Ramsay, K M	95,117.90
Pascuzzo, T R	107,608.66	Ranallo, R F	97,043.98
Patenaude, J P	93,697.17	Rankin, L J	95,403.21
Paulson, D W	99,508.57	Ratray, W J	80,153.35
Pauw, R D	94,950.62	Rawsthorne, D M	75,360.54
Pavanathan, K	86,250.57	Rayment, M R	110,820.44
Pearce, B	76,215.34	Raynor, P	78,061.38
Pearcey, D J	83,932.57	Reece, D A	104,485.90
Pearson, J C	76,485.29	Regush, R S	94,237.73
Pedersen, R A	93,652.26	Reid, R A	87,126.67

**CITY OF VANCOUVER
SCHEDULE OF REMUNERATION – EMPLOYEES EARNING OVER \$75,000 continued**

Year Ended December 31, 2003

Renkema, C G	\$ 87,476.23	Schouten, G J	\$ 219,773.61
Rennie, J W	91,770.44	Schwab, D J	77,305.70
Revitt, W J	77,636.84	Schwab, J E	92,470.59
Rexin, J L	79,634.82	Scobie, F A	116,331.92
Rich, R A	135,635.64	Scorarr, A L	78,642.65
Richards, D O	89,762.34	Scott, D J	79,948.40
Richards, G A	153,013.49	Sebastian, D T	77,100.49
Ritchie, R S	110,343.49	See, R A	76,729.31
Roberts, A T	77,751.64	Segal, R	106,400.78
Roberts, D H	85,878.45	Semler, D W	75,410.20
Robertson, D	75,541.33	Serheniuk, K J W	88,335.50
Robertson, J N	116,408.27	Serr, M J	98,880.91
Robertson, P S	82,790.22	Seto, W	88,366.65
Robinson, C L	91,951.35	Shakespeare, R T	116,976.12
Robinson, D D	105,658.98	Shaw, S T	102,854.46
Robinson, G K	98,834.56	Sheard, J E	97,893.16
Robson, A D	108,772.64	Shepard, R D	99,418.97
Rodrigue, W S	80,375.61	Sherris, W K	89,441.77
Roelofsen, R P	96,700.81	Shirlaw, D F	99,924.84
Rogers, C C	90,088.10	Shiu, E	94,310.90
Rogers, J	203,486.09	Shotton, J F	109,125.02
Rolland, R T	96,097.71	Sidhu, T S	96,030.00
Rolls, R D	120,124.80	Sim, J H	101,335.05
Romanchook, M W.	83,376.97	Simmons, M H	106,826.38
Romanuik, I	81,380.14	Simpson, D	91,885.12
Rothwell, R G	115,045.09	Singbeil, R T	84,733.64
Rudberg, D H	160,641.65	Smitas, R J	110,087.61
Russell, A D	100,661.40	Smith, D C	90,915.55
Rutgers, P U	109,125.41	Smith, D W	101,035.47
Ruus, W A	101,616.85	Smith, E	124,445.05
Ryan, P	75,360.54	Smith, G E	75,324.00
Ryan, P J	88,985.70	Smith, I A	87,840.78
Ryce, W C	76,577.48	Smith, K T	79,295.43
Rychkun, A S	80,030.29	Smith, L C	81,509.60
Sadler, P M	95,527.75	Smith, R G	81,209.94
Sallinen, T S	87,417.95	Smith, R J	104,032.28
Salmon, G D	88,423.53	Somerville, G	75,326.61
Sanders, B N	81,672.67	Soo, S	80,625.85
Sandhu, A S	77,195.93	Sorge, R V	84,231.07
Sandhu, K S	87,060.48	Sova, D	79,935.93
Sapeta, M J	89,828.17	Sparrow, D L	75,167.79
Sarai, G H	76,771.13	Spearn, W F	83,867.85
Scally, D J	81,547.12	Spencer, D R	75,953.68
Schaaf, R J	99,089.79	St. Michael, T W	89,984.44
Scheer, P J	127,954.85	Stairs, M G	85,596.25
Schellenberg, T L	76,095.00	Stajduhar, N G	75,360.54
Schilling, J C	78,295.90	Stamatakis, A T	103,568.04
Schinbein, E C	104,598.92	Star, K L	75,315.31
Schindel, B W	80,344.06	Stark, J S	80,135.64
Schmidke, G R	98,657.98	Staunton, R D	119,168.38
Schnitzer, S	113,377.69	Stebbing, N W	83,530.21

**CITY OF VANCOUVER
SCHEDULE OF REMUNERATION – EMPLOYEES EARNING OVER \$75,000 continued**

Year Ended December 31, 2003

Steele, D M	\$ 84,126.43	Toneguzzo, P	\$ 89,392.99
Steele, J E	75,806.58	Tonner, M P	80,650.28
Steinbach, J N	103,579.86	Torvik, K W	84,785.76
Steinkampf, M W	98,159.91	Tran, H T	77,790.70
Stensrud, W R	103,088.64	Trklja, B A	127,826.06
Stephen, G B	87,473.20	Trowski, S P	108,401.01
Stevens, M	75,653.16	Trydal, R E	94,881.96
Stewart, L G	84,185.60	Tsisserev, A	91,243.41
Stewart, M	76,000.71	Tudge, J A	75,864.97
Stewart, M G	115,867.99	Turkington, B J	80,985.22
Stewart, R A	114,871.07	Turner, M M	97,202.52
Stocks, T J	76,528.59	Turner, R G	98,775.42
Stockwell, M D	79,852.97	Tutkaluke, W D	83,678.71
Stone, R G	86,416.29	Twynstra, M	75,360.54
Stoneson, D R	76,858.63	Tyldsley, R N	152,266.06
Stooshnov, J	76,703.90	Uganec, K S	77,330.46
Stowe, I M	88,973.54	Underhill, K C	101,813.92
Strikwerda, F	123,838.91	Underwood, C	75,548.49
Stringer, R A	113,262.73	Underwood, P S	95,173.48
Stubbs, J N	109,905.03	Unger, J W	151,810.02
Styan, R	85,784.38	Upton, I W	79,419.44
Sullivan, S M	78,355.23	Usui, R S	117,434.36
Sutherland, M	87,870.43	Uunila, A T	80,547.39
Sweeney, P R	90,632.40	Van Kemenade, I	86,354.13
Sweeney, S C	97,668.04	Van Patten, D J	91,379.82
Sydenham, D P	83,603.27	Van Vliet, K	87,870.44
Symes, R W	94,086.84	Vanderwood, P J	81,376.28
Sziklai, L	77,603.82	Vath, G H	89,248.79
Taylor, B	94,881.97	Veronesi, M A	82,073.79
Taylor, P J	78,904.63	Verral, P H	96,495.78
Taylor, R	114,023.49	Vilkas, C A	81,012.36
Teichroeb, P E	100,567.80	Viswasam, R	79,036.28
Tellier, A R	79,837.23	Vulliamy, M F	87,705.61
Terpsma, L D	83,574.20	Wadley, J M	90,527.30
Tetzel, R J	81,113.43	Wager, G C	81,115.00
Thacker, S R	76,224.29	Wager, S T	79,658.75
Thiele, D J	82,585.75	Wagner, D J	89,465.68
Thompson, C W	75,460.58	Wahl, B A	118,340.89
Thompson, D T	83,843.37	Walker, D A	76,443.65
Thompson, K C	82,832.68	Wallace, H B	91,493.23
Thompson, S A	88,658.39	Wallace, S	95,596.96
Thomsett, D J	80,747.05	Wallis, S	84,898.16
Thomson, A W.	76,463.06	Walton, T A	88,073.63
Thomson, B A	87,856.91	Ward, D A	75,313.34
Thomson, M G	97,010.87	Ward, J R	84,779.00
Thordarson, G F	91,651.38	Warren, C H	95,569.35
Thouli, S S	89,725.34	Watt, C B	75,562.66
Thurber, I D	96,144.72	Watts, R M	77,454.79
Timbury, T	82,793.45	Webb, S M	75,309.26
Timm, T R	131,927.75	Weber, R P	85,131.25
Tod, R M	130,871.69	Webster, N A	84,078.67

**CITY OF VANCOUVER
SCHEDULE OF REMUNERATION – EMPLOYEES EARNING OVER \$75,000 continued**

Year Ended December 31, 2003

Weeks, L S	\$ 85,695.06	Yeo, L J	\$ 127,912.08
Weidman, D A	100,524.86	Yeomans, F G	107,140.42
Wells, D J	76,329.69	Yeomans, R	83,376.97
Wendell, J	89,521.26	Yingling, N L	84,954.29
Westmacott, E	76,816.66	Yip, L Y	90,275.70
Weston, S J	84,865.33	Young, B A	124,967.48
Whitlock, R W	81,919.96	Young, R A	78,533.88
Wickstead, G R	103,115.32	Young-Roy, J	81,324.84
Wiebe, D J	100,216.44	Zanatta, T M	91,160.15
Wiebe, P M	86,833.44	Zora, M W	143,295.50
Wightman, M B	81,694.28	Zuccato, L I	89,492.36
Wightman, W I	100,231.58	Zweng, T S	82,419.51
Wild, J	77,940.39	Zworski, T	92,499.50
Wilkinson, B M	87,711.90		
Williams, E D	79,885.99	Total *	100,280,653.45
Williams, J C	81,911.03	Under \$75,000	287,710,854.62
Williams, L R	105,441.77		
Williams, R	94,881.98	Grand Total	\$ 387,991,508.07
Williams, R J	80,236.08		
Willis, D A	77,488.95		
Willock, B A	82,090.63		
Wilson, D I	93,978.40		
Wilson, J R	87,015.26		
Wilson, M G	75,719.44		
Wilson, R M	83,522.32		
Wimmer, P M	77,853.42		
Windrim, W L	86,351.25		
Windsor, B D	83,845.97		
Winters, R C	102,198.03		
Wise, R E	106,174.90		
Wolf, H C	82,545.68		
Wong, D D	80,024.15		
Wong, G	109,475.58		
Wong, M W	75,360.54		
Wong, P M	81,708.37		
Wong, R L	96,628.15		
Woo, A	81,376.28		
Woo, N	76,129.76		
Wood, A C	85,654.45		
Wood, G R	85,774.00		
Woods, R G	135,739.27		
Worsley, L S	99,248.84		
Wotherspoon, P A	96,299.15		
Wrathall, K T	96,765.87		
Wray, L D	76,522.96		
Wright, E H	98,829.53		
Wu, L Y	95,724.43		
Wylie, D F	92,927.53		
Yates, S E	88,746.37		
Yee, J	96,768.14		
Yee, P K	77,112.17		

CITY OF VANCOUVER
RECONCILIATION FOR REMUNERATION (000s)

Year Ended December 31, 2003

Remuneration Schedules	
Mayor and Council	\$ 569
Vancouver Board of Parks and Recreation	58
Vancouver Police Board	<u>49</u>
	676
Employees	387,992
Parks casual – Ceridian	<u>493</u>
	389,161
Items in Financial Statement figures but not included in Schedules of Remuneration	
Employee benefit costs	129,877
Payroll accruals	<u>1,737</u>
Total wages, salaries and benefits per Note 12 of Consolidated Financial Statements	<u>\$ 520,775</u>

**CITY OF VANCOUVER
SEVERANCE AGREEMENTS**

Year Ended December 31, 2003

Number of Agreements

10

Equivalent Number of
Gross Monthly Salary

1-14

Prepared under Financial Regulation Schedule 1, Section 6 (7)

**CITY OF VANCOUVER
CONFERENCES, COURSES AND TRAINING – EMPLOYEES EARNING OVER \$75,000**

Year Ended December 31, 2003

Ackerman, Rae	\$ 5,119.93	Brown, Kelvin	\$ 535.00
Adam, Ian	4,507.18	Bruce, Martin	200.00
Addis, Jeff	12.00	Bruin, Penny	2,739.91
Ainsworth, Dave	297.22	Brynildsen, Don	2,704.53
Airth, Cita	991.60	Buchanan, Deb	785.00
Akin, Richard	1,060.55	Buckoll, Teresa	244.00
Allen, Pat	200.00	Bunt, Bill	2,710.47
Ames, Jennifer	2,220.45	Burgess, Joan	145.00
Amundsen, Jay	450.00	Burmachuk, Trevor	472.26
Andrews, Jody	711.03	Butler, Larry	3,236.24
Andrews, Mark	790.99	Butterworth, Augie	240.00
Anfield, Michael	3,771.12	Cairns, Craig	500.04
Ann, Jim	2,210.92	Callard, Len	450.00
Argent, Wally	200.00	Callender, Steve	670.50
Au, Wendy	7,854.86	Campbell, Mike	510.50
Bakker, Randy	295.00	Canning, Blair	902.91
Ballantyne, Bruce	567.10	Carroll, Steve	1,041.42
Ballard, Elizabeth	612.51	Carter, Ian	300.00
Ballard, Paul	1,450.99	Catchpole, Tod	145.50
Balsevich, Paul	907.44	Cayer, Don	838.00
Baptie, Sue	305.50	Chalke, Richard	336.85
Barbour, David	7,177.94	Chalmers, Reece	265.00
Barnes, Gary	145.00	Chalmers, Ronald Maxwell	3,482.80
Batty, Edward	2,588.74	Chambers, Philip	2,915.13
Baxter, Syd	2,372.13	Chan, Andrew	640.00
Bayne, Ken	3,254.15	Chapman, Don	785.00
Beach, Chris	1,579.36	Chapman, Robert	871.22
Beasley, Larry	1,334.51	Cherniwchan, Greg	490.00
Beisick, Ray	1,328.16	Chernoff, Mark	660.35
Beith, Melanie	3,759.42	Chow, Howard	100.00
Bell, Randy	878.18	Christensen, Mark	115.00
Bellia, Elvids	300.00	Chu, Jim	4,770.43
Berglund, Larry	1,326.20	Chu, Joseph	2,787.77
Bezanson, Dan	1,693.09	Clark, Bryan	2,134.65
Bieg, Ron	240.00	Clarke, Rob	785.00
Birch, Rowan	422.65	Clarke, Ross	200.00
Birkas, Mike	200.00	Clelland, Rick	147.66
Blair, Jack	520.00	Clift, Susan	2,946.53
Blomquist, Arthur	1,385.65	Coady, Shawn	2,552.79
Blondeau, Nathan	250.00	Coburn, Gordon	935.00
Bloor, Sarah	1,512.19	Constable, Scott	120.00
Blouin, Tony	200.00	Cooke, Lorne	1,440.32
Boblin, Dawn	722.25	Cooper, Bob	133.75
Boyd, Allen	219.20	Cox Bill	548.16
Boyle, Joanne	949.62	Craig, Deborah	577.20
Boyle, Kevin	200.00	Cramer, Aaron	297.05
Brady, Steve	2,623.30	Cratchley, Stan	821.91
Bragagnolo, Mark	1,506.15	Crocker, Martin	268.66
Brewer, Brad	1,239.35	Crocker, Trevor	378.50
Bronson, Roy	480.00	Cumberworth, Mike	948.10
Brooks, Jeff	501.44	Czech, Lothar	150.25

**CITY OF VANCOUVER
CONFERENCES, COURSES AND TRAINING – EMPLOYEES EARNING OVER \$75,000 continued**

Year Ended December 31, 2003

Dalla Zanna, Robert	\$	989.35	Frail, Ken	\$	315.59
Danroth, Jeff		200.00	Frederickson, Brian		431.63
Davey, Michelle		250.00	Furness, Kyle		200.00
Davies, Brian		1,781.36	Gabriel, Geoff		2,871.36
Davies, Sally		200.00	Gatto, Bruno		2,110.23
Davies, Terry		1,062.37	Giardini, Mario		2,859.97
Dawes, Betty		1,044.85	Gibson, Dave		250.00
Dehaas, John K		805.50	Gibson, Steve		40.00
Delmonico, Nick		796.83	Gilbert, Mike		250.00
Der, Rob		882.82	Gill, Hari		2,862.01
Deslauriers, Catherine		4,269.47	Gillespie, Neil		200.00
Di Nozzi, Al		723.05	Gilmore, Colin		200.00
Dick, Lowell		200.00	Gilmour, Bruce		680.00
Dickhout, Dan		2,366.86	Gordon, Michael		820.25
Dobrovolny, Jerry		276.06	Graham, Jamie		15,525.36
Dosanjh, Narinder		265.00	Green, Brian		98.25
Doyle, Douglas		40.00	Greer, Gary		4,785.56
Doyon, Eric		200.00	Grewal, Gurmit		333.98
Draper, Guy		1,150.00	Griffiths, Glynis		1,150.50
Driemel, Scott		119.47	Grill, Aaron		30.00
Duncan, Don		1,238.50	Grummisch, Eric		200.00
Dunning, John		1,068.55	Grywinski, John		255.00
Dureau, Dan		3,703.70	Haddon, Gord		399.07
Edelson, Nathan		185.00	Hallgren, Brett		3,238.37
Eely, Steve		688.00	Hamilton, Hal		300.00
Elias, Gordon		265.00	Hammond, Keith		141.54
Elson, Steve		1,582.79	Hannay, Dave		265.00
Emerslund, William		495.00	Harris, Colin		524.71
Eng, Ken		200.00	Harris, Jeff		295.00
English, Jim		3,258.88	Harvey, Sue		794.45
Epp, Jason		308.58	Hatchman, Richard		750.74
Evans, John		123.05	Heard, Mike		200.00
Evanson, Malcolm		835.22	Heed, Kash		5,042.64
Fairweather, Ron		1,861.58	Henderson, Scott		719.10
Faoro, Rob		131.15	Henschel, Tim		325.00
Fast, Roger		4,639.81	Herman, Aubrey		3,429.27
Favero, Gio		611.66	Hetherington, Chico		578.87
Feenan, Ciaran		200.00	Ho, Anita		145.00
Feenan, Robert		200.00	Ho, Sophronia		3,082.96
Feldman, Aaron		501.32	Hoffman, Rennie		2,984.16
Ferguson, Wilf		2,215.59	Holdgate, Ray		4,254.87
Field, Geramy		1,081.37	Holland, Wayne		255.15
Fincham, Randy		525.00	Hosein, Clyde		3,139.66
Fisher, Doug		301.41	Hovbrender, Axel		11,065.43
Fisher, Scott		250.00	Hrankowski, Ken		265.00
Flamand, Marcie		3,466.85	Hucul, Paul		1,601.82
Flanigan, Michael		4,549.59	Hudniuk, Darren		120.00
Fleming, Roy		817.55	Hufsmith, Doug		902.00
Foden, Tim		200.00	Hui, Tony		3,814.27
Fong, Vivian		244.00	Humphry, Wayne		5,127.51
Forsberg, Vinny		170.00	Hunter, Jack		633.18

**CITY OF VANCOUVER
CONFERENCES, COURSES AND TRAINING – EMPLOYEES EARNING OVER \$75,000 continued**

Year Ended December 31, 2003

Hunter, Sharon	\$ 700.00	Lepard, Ken	\$ 2,218.75
Huston, Bob	4,342.49	Lester, Garry	135.00
Hyde, Steve	1,456.85	Levitt, Karen	1,527.00
Instant, David	200.00	L'hirondelle, Gwen	2,988.27
Irving, John	1,203.62	Liang, Karen	320.59
Jackel, Steve	200.00	Liljefors, Yvonne	1,539.93
Jackson, Dave	2,192.84	Lin, Catherine	225.39
Jackson, Jeff	2,892.34	Lintunen, Laura	30.00
Jagger, Dave	675.00	Littlefield, Michael	144.67
Jean, Rich	244.00	Lo, Estelle	7,314.42
Jenkins, Robert	3,754.31	Lonsbury, Brian L	1,832.17
Johnson, Jeremy	301.90	Louie, Doug	180.00
Johnson, Tanya	817.95	Louie, Ron	492.20
Johnson, Tristan	275.00	Lowe, Cathy	296.93
Johnston, Joel	1,593.07	Luke, Terry	967.50
Johnston, Will	3,503.86	Luongo, Al	560.90
Johnstone, Mark	3,210.61	MacDonald, Rod	1,386.55
Jones, Dave	1,509.47	MacKenzie, Barry	588.50
Jones-Cook, Robert	45.00	MacKenzie, Janice	230.00
Judd, Peter	5,087.84	MacKinnon, Ron	1,889.80
Kaisers, Ralph	200.00	MacLean, Anne	4,171.66
Kamada, John	492.20	MacPherson, Donald	5,135.38
Karlsson, Philip	401.25	Mah, Dwain	250.00
Kazuta, Craig	200.00	Mahinsa, Kam	120.00
Keller, Mike	1,103.22	Maitland, Bruce	2,062.22
Kellof, Susan	284.00	Malcolm, Linda	200.00
Kinahan, Catherine	980.66	Mancell, Jim	1,105.50
Kindratsky, Murray	200.00	Manhas, Bill	1,850.32
Kirkland, Don	2,700.80	Marchand, Melanie	781.48
Kitos, Richard	1,168.26	Mark, Jonathan	1,366.08
Kleeband, Vello	1,004.40	Matheson, Mike	300.00
Klein, Annette	30.00	Mathie, Bruce	171.75
Klimchuk, Don	416.26	McCabe, Al	2,846.87
Klotzbach, Forrest	478.17	McCarthy, Mike	1,176.00
Knight, Doug	727.91	McCartney, Steve	2,229.77
Kondo, Terry	200.00	McCluskie, Tom	400.00
Kuncewicz, Michael	586.83	McCormick, Joanne	4,041.17
Kussat, Al	325.00	McCreath, Lorna	665.25
Kwok, Kevin	1,565.79	McGuinness, Gordon	398.88
Laclaire, Lon	1,016.08	McKearney, John	962.73
Laidler, Tim	760.00	McKellar, Leslie	2,180.98
Lang, Doug A.	80.00	McKenna, Rick	765.07
Lau, James	517.37	McKenna, Steve	505.79
Law, Maria	686.83	McLaren, Kevin	798.62
Lawson, George	130.00	McLean, Tom	309.00
Learey, Stephen	4,622.17	McQuiggin, Kevin	5,668.41
Lee, Esther	2,838.44	McRae, Doug	2,963.80
Lee, Richard	807.35	McRae, Rob	1,259.65
Leggett, Cheryl	305.11	McRae, Ron	200.00
Lemcke, Warren	3,055.45	Meanley, Robert	50.00
Lemke, Derek	300.00	Meeres Grant	67.50
Lepard, Doug	1,497.64	Meggs, Geoff	4,641.83

**CITY OF VANCOUVER
CONFERENCES, COURSES AND TRAINING – EMPLOYEES EARNING OVER \$75,000 continued**

Year Ended December 31, 2003

Meikle, Scott	\$ 572.10	Ranallo, Rom	\$ 395.00
Melnyk, Larry	120.00	Rankin, Laurence	5,784.49
Miller, Steve	10,446.83	Rawsthorne, David	140.00
Milligan, Clive	2,532.13	Regush, Randy	435.00
Mitchell, Darren	1,140.00	Reid, Robert	40.00
Mitchell, Jim	617.45	Rennie, John	200.00
Mitchell, Russ	1,294.74	Rich, Bob	1,296.54
Montgomery, Heather	200.00	Richards, Dawn	200.00
Morris, Barb	911.80	Richmond, Glen	759.52
Mulder, Rick	2,230.87	Ritchie, Ron	155.75
Mutter, Lorne	3,209.36	Roberts, Douglas	1,674.99
Naklicki, Andrew	2,322.94	Robertson, John	5,239.32
Naples, Paul	177.64	Robertson, Peter	1,457.69
Neil, Louise	180.00	Robinson, Gord	626.10
Neufeld, Greg	1,846.83	Rogers, Cheryl	1,037.93
Newman, Glenn	817.45	Rogers, Judy	22,834.96
Nguyen, Valencia	1,807.17	Romanchook, Mitch	2,755.80
Niedtner, Alfred	5,903.06	Romanuik, Iris	202.34
Nixon, Ken	2,995.78	Rothwell, Rob	1,941.93
Nordin, Steve	2,869.53	Rudberg, Dave	4,628.39
O'donovan, Dan	767.50	Rychkun, Tony	250.00
Oehlschlager, Kelly	561.75	Sadler, Peter	1,495.45
Oleskiw, Garry	200.00	Sallinen, Teijo	1,977.00
Oudijn, Wayne	2,131.97	Salmon, Greg	78.00
Pain, Dan	200.00	Scally, Dennis	200.00
Palmer, Adam	712.41	Scheer, Patsy	1,559.04
Palmer, Al	1,442.37	Schinbein, Ted	1,289.71
Pang, Nelson	7,177.94	Schmidke, Gordon	250.00
Park, Gordon	1,050.32	Schnitzer, Steve	6,628.20
Parsons, Greg	4,715.77	Schouten, John	7,366.49
Pascuzzo, Ross	334.01	Scobie, Rick	462.99
Paulson, Dennis	3,182.29	Scorarr, Amanda	785.00
Pavananthian, Kandiah	1,776.44	Sebastian, Ted	185.00
Pearce, Bruce	562.96	Serr, Mike	408.60
Pearcey, Dave	300.00	Seto, Winston	70.00
Penny, Bonnie	2,719.56	Sherris, Wayne	1,807.11
Perrie, John	2,994.81	Shiu, Eddie	2,884.19
Peterson, Jeff	74.62	Sidhu, Tej	250.00
Petit, Eric	500.00	Sim, Jeff	690.00
Philcox, Paul	1,098.49	Smith, Douglas	3,710.69
Phillips, Pat	890.23	Sparrow, Desiree	200.00
Phipps, Tom	1,030.99	Spearn, Bill	390.00
Picard, Brad	200.00	Stajduhar, Neil	1,544.34
Pinsker, Paul	389.18	Star, Kirk	774.93
Pledger, Wayne	123.05	Staunton, Doug	602.54
Pollard, Mike	1,186.11	Stebbing, Nick	660.41
Porteous, Adua	3,921.67	Stensrud Ray	402.32
Porteous, Mike	3,036.44	Stevens, Mike	473.58
Pounder, Robert	519.01	Stewart, Linda	2,721.50
Procyshyn, Peter	486.60	Stewart, Mike	975.00
Rabinovitch, Richard	729.03	Stewart, Rick	297.73
Ram, Jessbir	295.00	Stone, Robert	200.00
Ramsay, Kevin	1,037.53	Strikwerda, Fred	300.00

**CITY OF VANCOUVER
CONFERENCES, COURSES AND TRAINING – EMPLOYEES EARNING OVER \$75,000 continued**

Year Ended December 31, 2003

Stringer, Ralph	\$ 200.00	Wong, Ray	\$ 310.00
Sullivan, Sam	3,010.96	Woo, Avy	2,578.66
Sweeney, Peter	2,390.19	Woo, Nancy	300.00
Sweeney, Steve	1,285.00	Wood, Ana	62.10
Sydenham, Derek	185.00	Wotherspoon, Pat	107.00
Symes, Ron	2,775.87	Wrathall, Kris	355.05
Sziklai, Les	1,165.78	Wray, Les	988.85
Taylor, Burke	1,237.05	Wright, Ed	480.60
Taylor, Paul	200.00	Wylie, Doug	3,199.08
Taylor, Rick	250.00	Yeo, Les	160.00
Teichroeb, Paul	3,560.23	Yeomans, Ralph	2,496.95
Tellier, Al	715.63	Yingling, Nancy	3,230.66
Terpsma, Leah	602.20	Young, Brian	7,138.59
Thiele, Daniel	400.05	Young, Robert	761.33
Thompson, David	200.00	Zanatta, Tony	932.88
Thompson, Scott	3,596.86	Zora, Mike	1,438.99
Thomson, Adrian	700.00	Zuccato, Loris	5,279.50
Thordarson, Glenn	830.20	Zweng, Terry	3,192.32
Timbury, Troy	200.00	Zworski, Tom	224.50
Timm, Tom	632.77		
Toneguzzo, Peter	656.98		
Trowski, Sean	1,240.15	Total	<u>\$ 697,819.29</u>
Tsisserev, Arkady	2,323.50		
Twynstra, Michael	1,140.00		
Uganec, Kevin	651.25		
Underwood, Chris	883.38		
Usui, Robert	1,713.29		
Van Kemenade, Ingrid	145.00		
Van Patten, Dave	705.00		
Van Vliet, Kevin	2,138.82		
Vath, Gary	3,538.33		
Wadley, Jock	1,032.75		
Wager, Stan	244.00		
Wahl, Bruce	3,085.27		
Walker, Dan	1,110.00		
Wallace, Brad	200.00		
Wallace, Shari	4,385.18		
Ward, John	200.00		
Watts, Reg	35.00		
Webster, Norman	1,090.43		
Weeks, Larry	345.00		
Weidman, Dale	630.00		
Wells, Dean	265.00		
Westmacott, Ernie	266.43		
Weston, Scott	553.60		
Whitlock, Robert	1,474.75		
Wiebe, Daryl	7,207.27		
Wightman, Murray	617.12		
Wilkinson, Benedikte	759.46		
Williams, John	125.00		
Williams, Rhys	3,855.73		
Willis, Dave	1,315.31		
Windsor, Barbara	2,020.24		

**VANCOUVER BOARD OF PARKS AND RECREATION
CONFERENCES, COURSES AND TRAINING – EMPLOYEES EARNING OVER \$75,000**

Year Ended December 31, 2003

Caswell, R.	\$ 416.25	Manning, B.	\$ 1,102.80
Cherry, J.	4,760.55	Meagher, E.	1,027.18
Courtenay, J.	388.47	Mundick, S.	2,767.03
Davis-Johnson, K.	1,838.06	Murphy, D.	655.62
Ho, A.	3,638.42	Roelofsen, R.	486.74
Lemire, C	222.26	Rutgers, P.	954.08
Lojstrup, S.	476.15	Vulliamy, M.	830.30
Lowden, J.	4,775.48	Wilson, Bob	<u>1,452.06</u>
Mackay, L.	3,302.77		
McKenna, L.	2,125.21		<u>\$ 31,219.43</u>

**VANCOUVER PUBLIC LIBRARY BOARD
CONFERENCES, COURSES AND TRAINING – EMPLOYEES EARNING OVER \$75,000**

Year Ended December 31, 2003

Burgess, J	\$ 1,030.27
Campbell, B	1,261.06
Collver, G	598.86
Dahlie, R.	10,238.34
Douglas, J.M.	3,560.75
Lomax, S.M.	205.57
Smith, E.	3,096.58
Young-Roy, J	<u>412.70</u>
Total	<u>\$ 20,404.13</u>

**SCHEDULE OF
PAYMENTS TO SUPPLIERS
OF GOODS AND SERVICES**

(\$25,000 AND OVER)

- ◆ CITY OF VANCOUVER
- ◆ VANCOUVER BOARD OF PARKS AND RECREATION
- ◆ VANCOUVER POLICE DEPARTMENT
- ◆ VANCOUVER PUBLIC LIBRARY

PREPARED UNDER THE FINANCIAL INFORMATION REGULATION
SCHEDULE 1, SECTION 7 (1)

CITY OF VANCOUVER
PAYMENTS TO SUPPLIERS OF GOODS AND SERVICES

Year Ended December 31, 2003

110-786 Investments D/B	\$ 221,568.95
360 Surveillance Inc.	153,127.72
3DI/Nadir Mapping Corporation	25,500.90
3M Canada Co.	190,493.66
4th Utility Inc.	140,507.40
A & A Anderson Tank Service	90,221.27
A & A Signcraft	107,084.57
A & B Rail Contractors Ltd.	25,309.53
A & L Market Ltd.	25,800.00
A & N Trucking 1986 Ltd	90,939.48
A E Concrete Precast Products	26,298.27
A J Forsyth & Co Ltd.	39,347.89
A Randhawa Trucking	51,278.05
A. W. Fireguard Supplies (1991) Ltd.	35,910.25
A. C. Paving Co Ltd.	149,653.70
A. S. T. C. Science World Society	84,071.00
A. C. Van Egmond Export B.V.	29,157.71
A. R. Mower & Supply Ltd	96,853.83
Aaaaah-So Easy Mobile Mini-Storage	69,072.95
ABC Pipe Cleaning Services Ltd	39,262.91
Acklands-Grainger Inc.	1,006,346.56
ACM Environmental Corporation	33,628.40
ACTES	26,465.82
Action Glass	28,096.87
Active Fitness Equipment Services	43,826.10
Active Com. Inc., Recware Division	167,200.50
Acton Ostry Architects Inc.	63,089.48
Adria Pacific Excavating Ltd.	31,997.39
Advanced Pest Control	56,076.86
Air Canada	29,217.60
Air Liquide Canada Inc.	90,709.40
Air-Vac Services Canada Ltd.	31,622.36
Aks Environmental Services	86,203.70
Albrecht, Jim	113,878.41
Albrite Lighting	107,155.86
Alliance For Arts and Culture	49,348.25
Alltex Equipment Ltd.	93,063.25
ALS Environmental	65,122.77
Alsco Uniform & Linen Services	51,783.17
Altecon Data Communications	34,103.04
Amec Earth & Environmental Ltd.	61,694.26
American Water Works Association	49,068.06
Anderson Plumbing & Heating	41,394.38
Anderson Sod Farm Ltd.	48,293.66
Andrew Sheret Ltd.	419,144.17
Animal Care Clinic	37,546.80
Anixter Canada Inc.	55,960.38
Ansan Industries Ltd.	1,160,191.60
Anton Electrical Service Inc.	1,171,659.93
Aon Consulting Inc.	76,615.58
Apex Communications Inc.	77,315.87

CITY OF VANCOUVER
PAYMENTS TO SUPPLIERS OF GOODS AND SERVICES - continued

Year Ended December 31, 2003

Aramark Canada Facility Services	\$ 1,357,777.78
Arc Right Fabricating Ltd.	43,387.02
Arctec Alloys Ltd.	28,887.30
Arete Safety and Protection Inc.	26,964.00
Armature Electric Ltd.	25,964.74
Arrow Geomatics Inc.	114,982.74
Arts Club of Vancouver, The	100,000.00
Ascom Canada / TMS In Trust	53,500.00
Assembly of BC Arts Councils	33,907.39
Associated Fire & Safety	371,502.19
Associated Lock & Supply Ltd.	30,030.28
Atlas Power Sweeping Ltd.	197,273.60
Atlas Wine	61,958.42
Aufiero Terra Landscaping Ltd.	82,800.74
Aulak Trucking	104,030.05
Austin Metal Fabricators Ltd.	27,521.60
Authentic Fitness of Canada Inc.	27,304.35
Autodesk Inc.	350,071.08
Axidata Inc.	253,020.29
Axidata Inc.- Richmond, B.C. Can.	229,929.96
Aztec Damaged Property Restoration	78,230.53
B. A. Blacktop Ltd.	663,536.86
B.C. Assessment Authority	11,722,744.10
B.C. Protocol	47,969.18
Balfour Consulting Group Inc.	63,582.66
Barnes Wheaton	132,329.10
Baseline Strategies	143,967.17
Battered Women's Support Serv.	34,508.68
B.C. Automatic Transmissions	33,350.28
B.C. Buildings Corp	947,001.69
B.C. Coalition Of People With Disabilities	39,500.00
B.C. Comfort Air Conditioning Ltd.	38,713.38
B.C. Housing	1,403,812.35
B.C. Hydro	8,071,697.82
B.C. Online	101,651.79
B.C. Rentals Ltd.	43,733.19
B.C. Rubber Supply Ltd.	46,346.66
BCA Clearwater Technologies Inc.	81,727.24
BCP Express	32,993.08
Beach Place Ventures Ltd.	60,387.76
Belco Electric Company Ltd.	214,711.61
Bell Mobility	63,107.18
Benny Foods Ltd.	140,886.00
Bentall Property Management Inc.	165,526.00
Beverly Ladd, In Trust	330,654.56
Big Bold Beautiful Banner Co.	102,999.77
Big Brothers Of Greater Vancouver	37,440.00
Big Sisters	45,875.00
Blackbear Excavating Ltd.	136,953.39
B-Line Tire & Auto Supply (B.C.)	25,834.45
Blue Max Lighting	75,998.60

CITY OF VANCOUVER
PAYMENTS TO SUPPLIERS OF GOODS AND SERVICES - continued

Year Ended December 31, 2003

Bobcat Country Sales Inc.	\$	111,343.75
Bock Optronics Inc.		27,641.68
Bombardier Recreational Products		201,900.14
Boulton Realty Ltd.		234,987.67
Boys' And Girls' Clubs of Greater Vancouver		57,124.00
Brady's Excavating		118,620.58
Brenntag Canada Inc.		29,508.43
BRI Resource Industries		43,547.79
Bridge Communications		120,920.21
Bridgeport Graphics Ltd.		37,892.99
Brink's Canada Limited		159,933.72
Britannia Community Services Centre		1,622,758.44
Britannia CSC Society - Eastside		30,000.00
Britannia CSC-Childcare Prgr		30,162.00
Britannia CSCS - Latin America		40,500.00
Britannia CSCS - Vietnamese Srs		38,500.00
Brite-Lite		238,744.97
British Columbia Corps		238,697.28
Brooks Corning Co. Ltd.		578,115.00
Brown Bros. Ford		48,627.26
Bruce Carscadden Architect Inc.		245,538.18
Bucks & Diamonds		67,813.00
Budget Rent-A-Car		34,940.58
Bulls-Eye Uniforms Canada		91,480.24
Bunzl Distribution Inc.		74,757.19
Burlington Northern Santa Fe		54,649.25
Bury Media & Supplies Ltd.		41,014.12
Busby & Associates		166,436.95
Buster's Towing (1987) Ltd.		481,787.26
Butler Survey Equipment Ltd.		56,487.97
Bynett Construction Services		327,186.00
C & A Floorcoverings Ltd.		60,902.63
C.A.P. Ventures Ltd.		631,094.25
Cadillac Fairview Corp Ltd.		434,129.57
Calona Wine		32,082.57
Cambie Roofing & Drainage		30,240.16
Campbell & Grill Ltd.		257,283.20
Canada Law Book Inc		28,229.68
Canada Mortgage & Housing Corp.		43,750.80
Canada Pipe Co. Ltd.		894,546.53
Canada Post Corporation		212,147.02
Canada Spring Mfg (1988) Inc.		85,762.08
Canada Ticket		67,188.62
Canadian Aerial Lift Co Ltd.		110,368.62
Canadian Dewatering Ltd.		68,441.07
Canadian Equipment Rentals Ltd.		175,596.68
Canadian Linen Supply		90,217.54
Canadian Pacific Railway Company		118,595.93
Canadian Paraplegic Assoc.		35,000.00
Canadian Pest Control Ltd.		31,036.28
Canadian Police College - Ottawa, On. Can.		31,118.08

CITY OF VANCOUVER
PAYMENTS TO SUPPLIERS OF GOODS AND SERVICES - continued

Year Ended December 31, 2003

Canadian Union of Public Employees	\$ 2,068,733.51
Canadian Waste Services Inc.	604,205.82
Canadian Wireless Technologies	66,187.08
Canco Cranes & Equipment Ltd.	129,743.98
Cannor Nurseries Ltd.	50,511.70
Canspec Group Inc.	52,411.81
Cantest Ltd.	41,141.24
Canuel Caterers	57,153.80
Canwest Cutting and Coring	115,322.76
Carmine Trucking	48,861.10
Carnegie Community Ctr.Assn.	36,398.05
Carousel Theatre Society	25,000.00
Carr McLean	75,124.37
Carrie Marsh	60,776.00
Carson Quality Cabinets	29,660.40
Carswell	39,067.99
Cascade Resources	76,736.40
Cascade Wear Ltd.	162,238.45
CB Richard Ellis Limited	26,827.32
CBS Parts Ltd.	40,945.12
CCG Systems Inc.	37,195.20
CDC Construction Ltd.	398,660.41
CDG Inc.	56,894.17
CDS & Co.	33,376,846.25
Cedar Cottage Neighbourhood House (ANH)	83,406.00
Cedar Crest Lands (B.C.) Ltd.	168,274.67
Centennial Food Service	66,132.11
Centimark Ltd.	33,195.42
Central City Mission's Soc	31,000.00
Central Heat Distribution Ltd.	270,581.31
Central Pacific Trucking	82,408.60
Centre For Exceptional Leadership	42,666.25
Ceres Global Consulting Inc.	38,590.90
CGT Research International	63,611.50
CH2M Gore & Storrie Limited	253,801.07
Charles Industrial Supply	253,332.10
Charter Telecom Inc.	97,797.91
Chemmark Corporation	41,876.70
Chernoff Thompson Architects	79,796.77
Chevron Canada Limited	4,659,038.48
Children's Festival (CIAYA)	124,000.00
Chinese Benevolent Association	127,500.00
Chinese Community Library Svcs. Assn.	27,960.00
Chinese Community Policing Centre	49,832.82
CIBC Mellon	47,672.45
Cimco Refrigeration	92,061.07
Cintas	93,128.78
CIT Financial Ltd.	90,020.93
City Farmer	121,716.91
City Square Property Holdings Inc.	32,337.51
CKNW Radio	44,867.24

CITY OF VANCOUVER
PAYMENTS TO SUPPLIERS OF GOODS AND SERVICES - continued

Year Ended December 31, 2003

Claricom Communications	\$	105,291.64
Clark Wilson "In Trust"		100,000.00
Claymore Clothes (1982) Ltd.		368,790.45
Cleartech Industries Inc.		83,537.03
Coast Mountain Buslink		323,105.05
Coast Powertrain Ltd.		32,445.57
Coast Vari-Temp Industries Ltd.		48,478.84
Coastal Ford Sales Ltd.		4,111,192.81
Coastal Jazz & Blues Society		32,500.00
Cobra Electric		61,359.72
Coca-Cola Bottling Ltd.		320,453.17
Coherent Information Systems Inc.		66,000.80
Coinamatic		31,965.79
Cole, Barbara		42,783.63
Colliers International		69,978.73
Collingwood Business Improvement Association		92,000.00
Collingwood Neighbourhood House Society		369,314.71
Color Your World Corp.		45,060.75
Columbia Bitulithic Limited		1,316,906.61
Columbia Fire & Safety Ltd.		25,811.81
Combined Painting (1985) Ltd.		54,517.57
Commercial Drive Business Society		110,250.00
Commercial Electronics Ltd.		38,792.97
Commercial Telecom Group Inc.		43,069.64
Computer Associates Canada Ltd.		54,069.26
Computershare Trust Co. of Canada		7,390,666.24
Comren Contracting Ltd.		534,135.80
Comtest Group of Companies		30,012.49
Concept Finishes Ltd.		29,162.09
Contemporary Art Gallery		55,955.08
Continental Roofing		98,830.34
Contour Landscaping		27,569.91
Con-West Contracting Ltd.		514,509.94
Corcan Correctional Services Canada		25,683.12
Coriolis Consulting Corp.		38,401.25
Corp. of Delta		3,005,753.17
Corporate Services, L.L.C.		62,486.37
Co-Van International Trucks		169,636.23
Coyne Community Development Service		137,419.91
CP Distributors		162,367.70
Craig Industrial and Municipal Solutions		56,906.04
Cratex Container Sales Inc.		50,751.55
Creative Door Services Ltd.		137,003.54
Crest Cleaning Contracting		39,483.00
Crocker Equipment Co. Ltd.		56,029.15
Crossin & Coristine		69,411.68
Crosstown Metal Industries		99,289.44
Crow Excavating Ltd.		112,426.94
Crystal Glass Canada Ltd.		52,613.16
CSDC Systems Inc.		36,850.80
CUPE (Local 1004)		1,142,425.57

CITY OF VANCOUVER
PAYMENTS TO SUPPLIERS OF GOODS AND SERVICES - continued

Year Ended December 31, 2003

CUPE Local 391	\$ 193,692.50
Current Corporation	39,989.38
Custom Blacktop Co.	28,566.68
Custom Protect Ear Inc.	41,275.00
D.C. Traffic Control (1996 Ltd.)	82,127.93
Dairyland	45,817.83
Dams Ford Lincoln Sales Ltd.	921,589.28
Danco Equipment Inc.	108,045.48
Danny's Trucking Ltd.	43,087.40
Darwin Construction (Western) Ltd.	49,895.25
Dave Mitchell & Associates Ltd.	72,459.07
Davie Village Business Association	74,379.00
Davis & Company	117,889.83
Davtech Analytical Services	57,535.08
DB Perks & Associates Ltd.	55,252.60
DecisionOne Corporation	324,820.85
Del Equipment	664,330.64
Deloitte & Touche LLP	84,515.92
Deloitte Consulting	457,564.27
Delta Aggregates Ltd.	300,170.52
DERA - Seniors Coordinator	30,000.00
Detroit Diesel-Allison B.C.	189,910.32
Dewar Pacific Projects Ltd/	34,240.54
DGBK Architects	55,687.18
Dhaliwal Trucking	114,559.89
Dhillon Charan Singh	81,269.96
Dick's Lumber & Building	38,036.50
Dietlein Construction Inc.	119,625.25
Dillon Consulting Limited	25,405.43
Direct Energy Business Services	2,366,097.20
Direct Equipment West Ltd.	672,132.60
Directional Mining & Drilling Ltd.	143,630.64
Dirks Landscape Design/Build Ltd.	26,268.50
Dobney Foundry Ltd.	34,541.15
Dominion Bond Rating	25,000.00
Dominion Fairmile Construction Ltd.	15,449,166.61
Downtown Eastside Women's Centre	55,000.00
Downtown Eastside Youth Activities	48,196.00
Downtown Toyota Centre Ltd.	71,716.21
Downtown Vancouver Business Improvement Association	1,801,320.00
Dr. Sun Yat-Sen Garden Society	120,088.00
Draeger Canada	107,634.19
Dream Rider Theatre Society	50,820.35
Driving Unlimited	26,001.00
Dueck Chevrolet Old. Cad. Ltd.	429,551.34
Dumoulin Black	33,686.14
Dyna Engineering Ltd.	34,716.44
E. Lees & Associates Consulting	93,257.28
E.B. Horsman & Son	68,121.47
E.S.K. Enterprise Ltd.	167,545.88
EAFAB Electric & Rentals	36,417.45

CITY OF VANCOUVER
PAYMENTS TO SUPPLIERS OF GOODS AND SERVICES - continued

Year Ended December 31, 2003

Eagle Ridge Mechanical Contracting	\$	34,948.34
Eagle Trailers Inc.		771,448.06
Earl Francis Pro Shop		152,890.49
Earth Tech Canada Inc.		64,580.12
Eastside Family Place Society		58,060.00
EBA Engineering Consultants Ltd.		45,101.07
Ebsco Canada Ltd.		407,634.18
Eburne Hauling & Loading Ltd.		68,687.09
EComm, Emergency Communications for Southwest British Columbia Inc.		15,058,171.33
Econolite Canada Inc.		46,879.75
Ecowaste Industries Ltd.		156,614.52
Eddy Moore Trucking		122,828.94
Eistream Viewstar, Inc.		123,564.90
Electro Sonic		25,426.03
Electromega		29,913.13
Elgar Electric		44,636.07
Elster Metering		103,498.65
EM Plastic & Electric Prod Ltd.		35,992.96
Embers		46,200.00
Emco Limited		439,972.29
Emergency Response Systems Inc.		49,774.37
End Legislated Poverty		33,996.00
Energrated Systems		28,363.25
Ensign Pacific Lease Ltd.		32,133.58
Enterprise Paper Co. Ltd.		225,840.40
Enterprise Rent A Car		37,908.36
Entire Building Svces Ltd.		111,256.76
Environmental Field Services of B.C.		49,417.95
Environmental Youth Alliance		53,250.00
Envoy Transportation Ltd.		30,900.74
Epic Data Inc – ADC Solutions Group		167,284.04
Ericsson Mfg.		25,275.38
Ernie's Trucking 1986 Ltd.		28,646.37
ERV Parent Co. Ltd.		27,327.50
Evergro Canada Inc.		79,781.06
Evolve Technologies Ltd.		61,432.73
Executive Building Maintenance Inc.		115,637.45
Extreme Welding and Fabrication		133,717.57
Fab-Kote Industries Ltd.		31,826.87
Fairmeade Investments Ltd.		36,655.81
Fairway Systems		37,676.42
Family Maintenance		167,919.14
Family Services - Street Youth		34,000.00
Family Services of Greater Vancouver		65,670.00
Farm Tek Turf Services Inc.		44,699.39
Farris, Vaughan, Wills & Murphy		1,170,676.99
Fasken Martineau Dumoulin LLP		173,539.58
Fast First Aid & Survival		45,477.69
Fast Trac Enterprises Ltd.		104,465.46
Fast Track to Employment (FTE)		148,363.00
Faucher Industries Inc.		30,599.12

CITY OF VANCOUVER
PAYMENTS TO SUPPLIERS OF GOODS AND SERVICES - continued

Year Ended December 31, 2003

FCDCD First Choice Waste	\$	27,858.63
Fechheimer Brothers Uniform Co.		85,693.45
Federal Battery Ltd.		42,785.61
Federation of Canadian Municipalities		73,425.00
Ference Weicker & Company		76,750.00
Fgenius Productions		48,603.12
Finning International Inc.		379,356.32
Firehall Theatre Society		49,500.00
Firemen's Benefit Assoc of Vancouver		66,015.00
Fisher Scientific Limited		40,621.53
Fitness Depot Commercial Inc.		40,972.71
Flexahopper Plastics		28,678.68
Flora Design Landscaping and Maintenance Inc.		140,285.80
Ford Credit Canada Limited		57,793.82
Fortran Traffic Systems Ltd.		46,054.79
Fountain Tire/Irving Tire Ltd.		245,913.43
Four Eleven Seniors' Ctre Soc.		44,744.00
FP Construction Ltd.		2,115,449.05
Frances Andrew Site Furnishing		50,210.80
Frank's Trucking		67,871.43
Fraser Envelopes Ltd.		69,473.11
Fraser Valley Equipment Ltd.		97,283.54
Fred Surridge Ltd.		161,701.37
Fred Welsh Ltd.		1,602,701.44
Freightliner of Vancouver Ltd.		129,074.51
Friesen Equipment		28,296.77
Fringe Festival (1st Vancouver)		31,500.00
Frog Hollow Neighbourhood House		74,361.00
Frontier Equipment Ltd.		44,142.66
Fujitec Canada Inc.		107,484.18
G&R Singh & Son Trucking Ltd.		157,160.47
G. Magus Excavating Ltd.		120,062.56
G. Brar & Sons		47,611.31
G. Mann Trucking		171,038.76
G. Trasolini Contractors Ltd.		56,656.51
G.S. Bhullar Trucking		69,462.40
Gardens By Nature Landscape		34,381.64
Gary Pharness & Associates Ltd.		156,509.51
Gastown Business Improvement Soc.		319,593.00
Gastown Community Safety Society/Gastown Community Policing Centre		53,451.90
GCL Contracting & Engineering Inc.		8,455,969.74
Gemco Construction Ltd.		413,126.93
Gencor Industries Inc.		39,058.93
General Paint		152,691.86
Genscorp IT Inc.		45,777.29
Geo. H. Hewitt Co. Limited		29,664.93
Geopacific Consultants Ltd.		73,784.98
George Bubas Motors Ltd.		125,753.53
Gescan		120,516.97
Gibraltar Fence Company Ltd.		28,261.59
G.L. Williams & Associates Ltd.		25,665.15

CITY OF VANCOUVER
PAYMENTS TO SUPPLIERS OF GOODS AND SERVICES - continued

Year Ended December 31, 2003

Gladding McBean	\$ 186,926.96
Glastech 2000 Contracting Ltd.	609,496.59
Global Rental Canada, ULC	40,543.00
Go Wireless, Inc.	229,986.61
Godfrey, Ken	95,246.62
Golden Globe Construction Ltd.	140,415.03
Golder Associates Ltd.	276,642.10
Goodbye Graffiti Inc.	281,365.50
Gordon Neighbourhood House (ANH)	54,844.00
Graham, Jamie	36,341.85
Grand & Toy	510,579.28
Grandview Woodland	25,500.00
Graphic	36,970.19
Great West Life	2,613,025.01
Greater Vancouver Law Students	42,420.00
Greater Vancouver Regional District	3,319,497.26
Greater Vancouver Sewerage and Drainage District	1,669,815.40
Greater Vancouver Society to Bridge Arts and Community	32,000.00
Greater Vancouver Transportation	704,269.57
Greater Vancouver Water District	26,366,281.50
Green Thumb Players Society	32,500.00
Green Valley Fertilizer Ltd.	34,728.51
Greenline Golf & Turf Equip Ltd.	184,323.00
Greenlite Traffic	99,544.85
Greg Bubas/Victoria Excavating	95,039.41
Gregg Distributors Ltd.	27,626.31
Greyell-MacPhail	293,954.94
Griffiths Pile Driving Inc.	210,773.53
Grouse Mountain Resorts Ltd.	35,349.23
Guillevin International Co.	318,079.65
Habitat Systems Inc.	33,080.12
Hallmark Air Conditioning Ltd.	52,938.22
Hamilton & Co.	27,705.76
Hanley Agencies Ltd.	51,838.92
Harassment Solutions Inc.	35,604.25
Harrington Industries Ltd.	30,757.61
Harry Powar Trucking.	96,567.64
Hartland, George	92,083.66
Harvey's Stores Ltd.	58,150.77
Hastings Family Drop-In	33,956.00
Hastings North Business Improvement	250,000.00
Hazmasters Environmental	163,087.52
Headlines Theatre Co. Society	26,160.00
Hemlock Printers Ltd.	39,641.55
Henriquez Partners Architects	1,498,688.12
Heritage Office Furnishings Ltd.	56,137.67
HGI Wireless	54,242.35
Hi Pressure Equipment & Environmental Services	33,442.79
Hi-Pro Coatings	27,422.24
Holland, Mark	46,577.37
Honeywell Limited	77,560.55

CITY OF VANCOUVER
PAYMENTS TO SUPPLIERS OF GOODS AND SERVICES - continued

Year Ended December 31, 2003

Hoofmark UK Ltd.	\$	34,233.92
Horseshoe Star Holdings Ltd.		136,663.43
Hothi Trucking		76,066.92
Hotson Bakker Architects		28,827.88
Houle Electric Limited		81,931.67
Hub Engineering Inc.		29,556.88
Hub Fire Engines		40,264.26
Hughes Condon Marier: Architects		210,963.62
Hurst, Phil		117,727.21
Husky Oil Ltd.		644,834.44
Hutchinson Nursery Sales Ltd.		39,131.85
Hyatt Regency Vancouver		83,255.35
IATSE Local 118 Trust		42,197.09
IBM Canada Ltd.		526,265.75
IBM Global Services		39,780.54
ID Security Systems Canada Inc.		125,950.00
Idaz Construction		68,539.86
Ideal Distributors Ltd.		37,038.83
Identacam Systems Canada Ltd.		33,479.13
Ikon Office Solutions		74,172.76
IMI Issues Management Inc.		60,473.10
Imperial Oil		141,979.70
Imperial Paving Ltd.		2,343,701.68
Imprest - Court Fees		35,822.78
Imprest - Land Registration Fees		47,442.28
Imprest - Park Board		878,278.12
IMS Services Inc.		25,980.03
Industra Thermal Inc.		147,865.96
Industrial Nondestructive		27,080.48
Information Builders (CDA) Inc.		90,244.32
Infratech Polymers Inc.		124,275.24
Inglis, Gordon		75,205.92
Ingrid Tymm Production Services		44,133.14
Initial Security		345,125.09
Inland Refugee Society of B.C.		44,440.00
Inland/Pacific Distributors		44,009.22
Inprotect Systems Inc.		137,016.43
Insurance Corp of B.C.		1,788,341.91
Intercontinental Truck Body Inc.		187,471.01
Interior Turf Equipment Ltd.		139,176.78
International Brotherhood of Electrical Workers Local 213		94,002.05
Interprovincial Traffic		1,090,366.07
Intertrade Canada Limited		45,749.83
International Paper Industries Ltd.		610,562.18
Invensys Metering System		136,767.03
IPAC Chemicals Ltd		30,375.82
Iron Mountain		78,401.30
Island City Baking Company		64,543.63
Island Distributors Inc.		214,436.59
Italy Restaurant & Delicatessen		27,419.50
ITC Systems		95,444.52

CITY OF VANCOUVER
PAYMENTS TO SUPPLIERS OF GOODS AND SERVICES - continued

Year Ended December 31, 2003

ITG Industrial Trades Group Ltd.	\$	91,051.75
ITT Flygt		41,128.55
J & M Trucking		98,802.52
J .Brown Trucking Co. Inc.		117,680.53
J Pohlmann Inc.		25,741.01
J. Bhinder Trucking		97,626.15
J.M . Campbell Cleaning Service		56,339.90
J.R. Virk Trucking Ltd.		139,966.44
J.S. Sanghera Trucking		114,011.46
Jack Mason Lift Truck Serv Ltd.		59,417.12
Janitors' Warehouse - Delta, B.C., Can.		121,422.57
Janitors' Warehouse		407,245.22
Japanese Comm Vol. Assoc.		26,720.00
Jerry Williams Excavating Ltd.		68,012.41
Jim Cook Trucking		67,185.71
Jim's Fuel Injection Service		25,372.48
J.J. Barnicke Management		71,928.24
J.J.M. Construction Ltd.		900,413.79
Joe Bauer Painting & Decorating		29,153.22
John E. Reid and Associates Inc.		37,233.45
Joints		56,028.82
Jonathan Losee Ltd.		33,468.25
Jordart Canada		68,066.27
Joyce Station Area Planning Assoc.		29,500.00
JSP Enterprises		39,289.72
Justice Institute of B.C.		38,270.77
Kal Tire		321,903.37
Kalef Consulting		58,107.41
Kask Brothers		1,688,927.72
Kazoo Dotcom Consulting Inc.		38,210.25
KCC 4th Avenue Business Improvement		100,000.00
Kee-Lok Security Supplies Ltd.		149,775.68
Keen Engineering Co. Ltd.		97,242.00
Keith Plumbing and Heating Co. Ltd.		168,486.73
Kelly and Company		25,498.10
Ken Bradley Trucking &		77,288.77
Ken Wallsmith Contracting		108,598.04
Kenny's Trucking		90,323.99
Kerrisdale Business Assoc.		295,000.00
Keso Turf Supplies		30,375.83
Kettle Friendship Society		41,200.00
Keystone Environmental Ltd.		111,764.56
King, Stanley		53,215.20
Kitsilano Neighbourhood House		51,300.00
Kiwassa Neighbourhood Services Assn.		95,428.00
Klimek Jerry		101,263.22
Knw Diesel Inc.		84,140.06
Kodiak Trucking & Equip Ltd.		722,504.80
Konica Minolta Business Solutions		401,357.15
Konings Wholesale		163,794.61
KPMG		160,884.40

**CITY OF VANCOUVER
PAYMENTS TO SUPPLIERS OF GOODS AND SERVICES**

Year Ended December 31, 2003

Kristo's Glass Services Inc.	\$ 64,719.08
L & L Painting & Sandblasting	176,856.98
L & M Backhoe Services Ltd.	153,287.54
La Flamme, Aline	36,495.00
La Hawk Enterprises Ltd.	126,586.35
Lafarge Canada Inc.	3,236,254.10
Lam Metal Contracting Ltd.	544,300.36
Land and Water British Columbia Inc.	143,599.17
Landmark Clocks International	56,166.63
Landscape Forms, Inc.	40,284.10
Lansdowne Press	41,147.88
Larry O'Brien Truck Sales Ltd.	41,335.00
Law Courts Education Society of B.C.	30,000.00
Lehigh Northwest Cement Ltd.	54,644.69
Levelton Engineering Ltd.	101,416.60
Lewis John	33,234.20
LGS Group Inc.	27,509.78
Liberte Contracting	49,571.91
Liebert Canada	59,723.86
Life Fitness	77,533.24
Lifesaving Society	27,813.21
Liquor Distribution Branch	40,702.31
Little Mountain Neighbourhood House Society	121,525.55
Livingston Int'l Inc.	61,521.22
Logicorp Data Systems Ltd.	517,485.91
Lordco Parts Ltd.	59,832.92
Lore Krill Housing Co-Op.	79,988.25
Low, Duncan	25,000.00
Lower Mainland Ceramic Tile	56,044.44
Lower Mainland Public Sup. Assoc.	28,060.00
Lumec-Schreder	38,461.74
Luna Maintenance Limited	29,570.47
M&T Air Conditioning Ltd.	26,426.33
M. Ateeq Trucking	101,183.16
M.S. Thauli Holdings Ltd.	65,373.95
M.P. Pro Painting	90,693.20
Mack Printers & Stationers Ltd.	79,187.08
Mack Sales & Service of Van. Inc.	97,763.33
Madison Sales Ltd.	29,699.36
Magnus Booth	162,308.02
Mahil Trucking	134,598.54
Mainland Demo Contracting Ltd.	1,444,174.63
Mainland Information Systems	64,871.95
Mainland Labour Contracting Ltd.	74,187.09
Mainland Sand & Gravel Ltd.	1,640,378.05
Mainroad Contracting Ltd.	108,825.38
Makam Construction Ltd.	1,493,496.27
Malach & Company	27,552.68
Mancorp Industrial Sales Ltd.	81,163.46
Manuel's Masonry	35,654.00
Marathon Business Systems, Inc.	39,904.90

CITY OF VANCOUVER
PAYMENTS TO SUPPLIERS OF GOODS AND SERVICES

Year Ended December 31, 2003

Marcel's Equipment Ltd.	\$	510,808.39
Marine Roofing & Sheet Metal Ltd.		116,097.14
Marine Roofing Repairs & Mtce.		62,423.57
Mark Suttle Agencies Ltd.		37,346.53
Marpole Business Association		100,000.00
Marpole-Oakridge Area Council		33,500.00
Marsh Canada Limited		2,624,410.60
Matcon Civil Constructors Ltd.		184,525.25
Matcon Excavation And Shoring Ltd.		258,180.50
Matrex Company		61,552.66
Maxwell Floors Ltd.		60,532.90
McAfee, Ann		28,960.79
McCabe, Al		284,291.15
McCarthy Tetrault Llp "In Trust"		2,279,456.00
McElhanney Consulting Services		128,811.95
McGregor & Thompson Hardware Ltd.		49,555.58
McNab, Cameron		89,903.69
McRae's Environmental Services Ltd.		515,517.98
MD Charlton Co. Ltd.		142,457.30
Medical Services Plan of B.C.		5,878,414.00
Medisys Corporate Health Svc.		222,873.53
Medtronic Of Canada Limited		51,145.11
Metro Mobile Radio Sales Inc.		29,838.63
Metro Motors Ltd.		77,238.90
Metro Parking Ltd.		99,309.37
Metro Testing Laboratories Ltd.		46,982.11
Micro Com Systems (1992) Ltd.		52,476.10
Microserve V8205		4,977,564.19
Midpoint Sand & Gravel Ltd.		38,465.94
Mike Douglas Excavating		114,046.11
Mike's Building Restoration Ltd.		28,681.35
Milan's Painting Co.		84,048.90
Miller Cartage & Contracting Ltd.		59,254.21
Milliken & Co Agencies Ltd.		139,140.06
Ming Pao Daily News		29,817.50
Minister of Finance		271,735,674.42
Mini-Tankers Ltd.		388,696.49
Miso Gardening & Landscaping		31,287.12
Mitchell Gourmet Foods		29,921.12
Mitchell Press Limited		89,809.25
Mnemosyne Architecture		44,473.20
Modu-Loc Fence Rentals		42,622.09
Mole Hill Community Housing Society		380,974.00
Moody's Investors Service		35,000.00
Moore		32,956.41
Morfco Supplies Ltd.		26,222.92
Morguard Reit		37,795.79
Morrow Environmental		535,381.05
Mortal Coil Society		119,830.34
Morton Clarke & Co. Ltd.		44,773.13
Mosaic - 3 Community Outreach		88,436.00

CITY OF VANCOUVER
PAYMENTS TO SUPPLIERS OF GOODS AND SERVICES

Year Ended December 31, 2003

Mosaic Translation Services	\$	59,656.47
Mosaic/Strathcona-		41,800.00
Motorola Ltd.		92,012.49
Mount Pleasant Commercial		170,000.00
Mt. Pleasant CCA		31,542.78
Mt. Pleasant Family Centre Society		75,336.00
Mt. Pleasant Neighbourhood House		80,154.00
Mueller Flow Control		725,950.46
Multicultural Helping House		32,500.00
Mundi Trucking Ltd.		132,807.78
Murray Day Associates Inc		36,131.23
Mustel Group		38,086.65
N.D. Graphic Products Limited		71,031.17
Napa Auto Parts		470,167.56
Nashco Consulting Ltd.		110,693.42
National Car Rental		147,792.99
National Trust Company (#2387421)		1,946,027.83
ND Lea Consultants Ltd.		657,690.58
Nedco		136,875.36
Nederman Canada Limited		44,934.65
Nedo Tile Ltd.		55,493.48
Neo Valves		26,578.80
Neptune Food Service		377,173.07
Neptune Technology Group		458,192.11
Net-Tec Security Services Inc.		63,007.54
Neufeld, W.R.		112,427.34
New West Gypsum Recycling (B.C.) Inc.		142,032.33
New Westminster Police Service		69,058.38
Newalta		173,145.39
Newco Products		32,606.58
Newline Products Ltd.		47,799.00
Nex Innovations Inc.		992,844.59
Nichols, W.		89,204.29
Norpac Automation		32,138.72
Norseman Plastics Limited		38,948.00
Nortel Networks Limited		27,007.87
North American Forensic Video		81,383.33
North American Pipe/Steel		441,707.12
North Fraser Port Authority		66,455.24
North Sky Consulting		25,000.00
Northern Building Supply Ltd.		281,478.55
Northwest Supply Management		64,581.61
Nova Pole International Inc.		1,059,343.95
Novacom Construction Ltd.		684,251.98
Novax Industries Corporation		556,020.07
N.P. McParland Inc.		28,236.38
Oakcreek Golf & Turf Inc.		384,272.43
Oakridge Centre Vancouver		504,626.52
Ocean Construction Supply Ltd.		614,670.99
OCLC, Inc		54,664.66
Office Essentials Inc.		29,612.78

CITY OF VANCOUVER
PAYMENTS TO SUPPLIERS OF GOODS AND SERVICES

Year Ended December 31, 2003

Old Dutch Foods Ltd.	\$ 25,893.96
Olsen Rentals	45,025.15
Olympic Foundry Inc.	53,294.29
Omicron Design Group	1,285,602.11
Omni Security Systems Ltd.	75,871.18
On Side Restoration Services Ltd.	37,471.40
Oracle Corporation Canada Inc.	48,930.84
Overhead Door Company	62,329.45
Oxford Construction Ltd.	52,298.40
P.S.I. Fluid Power Ltd.	105,763.00
Pacblue Digital Reprographics	40,993.58
Paccani Marco Trucking	32,594.09
Pace Illumination Corp.	30,888.35
Pacific Alliance Technologies	34,782.78
Pacific Backhoe Inc.	64,707.93
Pacific Ballet Society	82,000.00
Pacific Blasting Demolition & Shoring Ltd.	77,521.34
Pacific Blue Cross	9,040,559.44
Pacific Bolt Mfg. Ltd.	51,692.21
Pacific Centre Leaseholds Limited	1,524,894.93
Pacific Cinematheque	36,719.00
Pacific Community Resources Society	40,500.00
Pacific Controls Ltd.	48,178.25
Pacific Cutting & Coring Ltd.	105,632.03
Pacific Endura Finishes Ltd.	30,045.53
Pacific Fasteners Ltd.	31,481.62
Pacific National Exhibition	78,267.64
Pacific News Advertising - 31436738, B.C., Can.	81,639.30
Pacific Newspaper Group	300,814.02
Pacific Risk Management Corp.	52,522.44
Pacific Space Centre	465,543.00
Pacific View Contracting Ltd.	85,938.55
Padam, A.	100,534.43
Pardaman Sekhon	80,758.21
Parker Pacific Equipment Sales	185,342.33
Parking Corp. of Vancouver	257,693.15
Parkwood Construction Ltd	1,626,396.63
Pascoe Williams Mechanical	36,175.25
Pattison Sign Group	50,128.83
Paul's Radiator (1985) Ltd.	31,884.84
Pax Construction Ltd.	341,077.02
PBSC Computer Training - Vancouver BC., B.C., Can.	26,873.05
Peck & Company	30,738.37
Performance Sawing & Drilling Ltd.	189,387.27
Perspectives Human Relations	57,069.69
Peter P.Y. Woo, In Trust	359,965.42
PFAME - GAB Youth Services	28,200.00
PHH Canada Inc.	198,247.30
Phoenix Enterprises Ltd.	44,722.79
Pickering Safety	86,760.47
Pickseed Canada Inc.	31,232.52

CITY OF VANCOUVER
PAYMENTS TO SUPPLIERS OF GOODS AND SERVICES

Year Ended December 31, 2003irs

Pinton Forrest & Madden	\$	51,928.49
Piroche Plants Inc.		72,929.09
PIRS-Outreach Workers		42,200.00
Pitney Bowes		25,434.79
Plaza 500 Hotel		106,944.31
Polar Advanced Battery		85,221.07
Polar Bear Corp. Education - Sydney, N.S., Can.		61,936.97
Polycrete Restorations Ltd.		36,947.91
Pomeroy Engineering Ltd.		43,085.85
Port Coquitlam & District		57,742.55
Portland Hotel Society		292,900.35
Poschner Construction (88) Ltd.		1,416,512.15
Posscan Systems		73,959.59
Postage By Phone		78,645.00
Pottinger Gaherty Environmental		74,952.07
Precision Business Technologies Inc.		379,329.83
Precision Camera Inc.		32,176.87
Precision Mounting Technologies		29,199.07
Premier GPS Inc.		37,299.13
Premier Security Service		52,875.86
Premium Printing		44,755.25
Pressed Metal Products Ltd.		55,574.13
Price Waterhouse Coopers		30,232.84
Pride Truck Delivery		31,153.22
Prior & Prior Associates Ltd.		60,921.62
Production Equipment Rentals		31,478.77
Progressive Messenger Ltd.		84,937.78
Progressive Security Inc.		458,236.16
Provincial Tenants' Rights Action		37,592.00
Public Dreams Society		37,264.00
Public Library Interlink		110,163.00
PYXFinancial Group Inc.		112,999.12
Qualichem Industrial Products Ltd.		104,594.10
Quantum Remediation Service		33,599.02
Queen's Printer for B.C.		95,948.93
Quest Outreach Society		33,000.00
R. Kim Perry & Associates		172,671.77
R. Nicholls Distributors Inc.		254,622.21
R.H. Strong & Associates Ltd.		33,175.14
R.M.B. Construction		115,993.08
Randhawa, A.S.		54,730.45
Ray-Cam Co-Op Association		244,874.59
Read Jones Christoffersen Ltd.		800,062.45
Realclean Drycleaners		25,542.26
Rebelle Lighting		51,438.18
Receiver General of Canada		115,438,964.71
Redmonds Trucking & Backhoe		107,617.29
Rees-Thomas & Company		35,668.97
Reflex Printing		51,664.81
Rennie, Maureen		30,807.00
Resource Rethinking Building Inc.		37,817.35

CITY OF VANCOUVER
PAYMENTS TO SUPPLIERS OF GOODS AND SERVICES

Year Ended December 31, 2003

Resqtech Systems Inc.	\$ 104,959.19
Resto-Tech Ultra Pressure Systems	69,031.74
Richco Contracting Ltd.	69,696.61
Richmond Elevator Maintenance Ltd.	69,663.56
Richvan Holdings Ltd.	29,072.73
Ricoh Canada Inc.	38,600.47
Risi, Claudio	106,376.26
RLM Learning Innovations Inc.	28,779.50
RMRS For Postage	406,600.00
Robson Street Business Assoc.	316,827.00
Rock-Crete Equipment Ltd.	67,480.52
Rogad Construction Ltd.	102,962.25
Rogers AT&T	400,662.22
Rogers Cantel	26,361.81
Rollins Machinery Ltd.	146,142.09
Rose Security Services Inc.	108,818.18
Ross, Robert G	29,074.28
Rotex Manufacturing & Distributing	27,975.66
Roundhouse Community Arts & Recreation Society	101,830.52
Royal Bank Visa	95,800.88
Royal Oak Holdings Ltd.	193,616.90
Russell Food Equipment	46,895.14
S. Chahal Trucking	52,762.82
S.K. Sanitary Specialties Mfg. Ltd.	187,854.85
S. Sidhu Trucking	55,560.97
SafeTek Emergency Vehicles Ltd.	99,181.34
Safety Equipment America Inc.	34,180.74
Safety Grid Pavements Ltd.	582,809.60
Sage, Barbara Dunnet	43,731.45
Sandhu, Jasminder	46,739.30
Sandpiper Contracting Limited	1,257,011.51
Sangha Trucking	44,291.18
SAP Canada Inc.	1,713,071.14
SASE Company, Inc.	28,236.66
Schenke/Bawol Eng'g . Ltd.	84,184.58
Schroeder & Company In Trust	2,002,374.43
Scott, Jim	170,692.08
Sealtec	34,628.60
Securicor Protection Serv. Inc.	416,560.26
Shell Canada	43,507.61
Sheran Trucking	79,270.96
Sherine Industries Ltd.	109,042.64
Sherlock's Transport Inc.	73,499.84
Shirtland Laundry & Dry Cleaners Ltd.	218,887.86
Signals Design Group Inc.	27,926.67
Simcic, Marko	37,182.50
Simon Fraser University	33,718.83
Simplex Grinell	252,383.69
Singleton Urquhart	248,937.61
Smart & Williams	88,227.45
Smile Photo	88,210.11

CITY OF VANCOUVER
PAYMENTS TO SUPPLIERS OF GOODS AND SERVICES

Year Ended December 31, 2003

Smith Bros. & Wilson (B.C.) Ltd.	\$ 1,609,497.04
Smithrite Portable Services Inc.	83,883.45
Snelling Services Inc.	178,552.88
Snider, Greg	58,582.50
Snowbean Wholesale Group Ltd.	56,564.09
SOLE-Save Our Living Environment	94,516.07
Solid Rock Steel	891,654.50
South Cambie Trucking Ltd.	106,407.49
South Granville Business Assoc.	350,000.00
South Granville Seniors' Centre	32,644.00
South Van. Nbhd. House (ANH)	57,872.00
South Vancouver Community Policing Centre	25,000.00
South Vancouver Family Place	51,004.00
South Vancouver Nbhd. House – S. Van.	420,200.00
South Vancouver Seniors	26,000.00
Southside Nissan	162,833.56
Southwest Contracting Ltd.	127,110.66
SPD Construction Ltd.	367,476.00
Spears Sales & Service Ltd.	26,227.50
Specimen Trees Wholesale	54,562.43
Spectrum Marketing Corp.	29,977.13
Sperling Hansen Associates	244,481.75
Spirit Systems Group Ltd.	65,698.02
Sprint Canada	380,727.98
SSL	63,742.13
Standard Life	205,680.79
Stanley Park Ecology Society	94,365.00
Stantec Architecture Ltd.	30,694.24
Stantec Consulting Ltd.	48,357.38
Star Masonry Ltd.	190,069.97
Stevenson & Associates	36,383.71
Stewart Fire Prevention Inc.	50,839.16
Stikeman Elliott In Trust	5,551,687.01
Strathcona Area Merchants Society	250,000.00
Strathcona Community Centre	255,983.73
S U C C E S S - Bridging The Gap	109,212.49
S U C C E S S - Seniors QOI Program	37,360.00
S U C C E S S - Youth At Risk Program	40,755.00
Sun Life of Canada	1,319,116.79
Supergravity Incorporated	61,786.08
Superior City Services Ltd.	52,978.03
Superior Propane	126,524.97
Superior Safety Services	158,828.81
Surespan Construction Ltd.	164,750.04
Surfwood Supply (1964) Ltd.	186,597.87
Sybari Software Inc.	38,070.41
Syncor	110,011.04
Synertech Systems Corp.	41,356.00
Synovate (Western Canada) Ltd.	40,232.00
Sysco Vancouver	33,316.55
T. Moscone & Bros. Ground Maintenance Ltd.	26,682.25

CITY OF VANCOUVER
PAYMENTS TO SUPPLIERS OF GOODS AND SERVICES

Year Ended December 31, 2003

T. Moscone & Bros. Landscaping Ltd.	\$	75,590.71
T. Rai's Trucking		102,999.46
T.S. Trucking		80,121.38
Tactical Advantage		76,954.30
Target Products Ltd.		153,021.23
Teamsters Local Union 31		185,975.75
Tec Floor Coverings Ltd.		32,187.62
Tekton Graphics		40,690.27
Teldon International Inc.		41,351.58
Telesphere Communications Corp.		93,027.42
Telus - Field Operations		35,215.89
Telus Communications (B.C.) Inc.		1,863,772.19
Telus Mobility		607,387.20
Telus Services Inc.		139,076.18
Terasen Gas Inc.		1,802,248.21
Terasen Waterworks		787,173.78
Terminal City Ironworks (ACS) Inc.		438,015.19
Terra Designworks Inc.		279,671.55
Terratech Equipment Inc.		596,535.14
Terratech Rentals		67,758.37
Thauli, A.S.		77,412.98
The Dance Centre		29,000.00
The Georgia Straight		41,848.43
The Home Depot 7042 - Vancouver, B.C., Can.		34,125.19
The Iredale Partnership		86,176.40
The Mill Marine Bistro Ltd.		150,000.00
The Sheltair Group		25,290.68
The Vancouver Club		174,269.06
The Vancouver Courier		37,383.79
Thermotron Industries		29,177.28
Thomas Skinner & Son Ltd.		30,339.47
Thompson, Maurice S.		120,632.47
Three Vets Ltd.		112,070.64
Thunderbird Neighbourhood Assoc.		63,976.77
Thunderbird Plastics Ltd.		53,849.35
Thyssenkrupp Elevator		233,111.35
Toe-Hoe Leasing Ltd.		124,434.16
Toledo, Gustavo Carcuz		27,150.00
Tomko Sports Systems Inc.		28,830.12
Totem Roofing & Insulation Ltd.		31,538.25
Tourism Vancouver		7,592,133.46
TR Consulting Inc.		46,199.90
Traction Coquitlam (602)		59,778.87
Tradeworks Training Society		43,030.97
Trafco (Canada)		153,770.39
Trane British Columbia		76,768.96
Trans Power Construction (1999) Ltd.		32,791.33
Transcontinental Printing Inc.		49,437.67
Traumatech		31,377.45
Travelers Financial Corporation		110,687.15
Treen Gloves & Safety Products Ltd.		54,870.82

CITY OF VANCOUVER
PAYMENTS TO SUPPLIERS OF GOODS AND SERVICES

Year Ended December 31, 2003

Treen Safety Inc.	\$	64,245.10
Trev Deeley Motorcycles		537,465.60
Triple Three Trading Ltd.		27,878.64
Tristar Cap & Garment Ltd.		25,655.48
Trory Construction Specialties		53,489.41
Turner Co. (Canada)		32,119.83
Turn-Key Construction Inc.		353,176.76
Tutt Brothers Transport'n Ltd.		135,434.19
UCC Group Inc.		1,225,655.83
Ulmer Contracting Ltd.		25,680.02
Ultratech Printing		29,657.13
Unilogik Computer Systems Inc.		30,363.35
Union of B.C. Municipalities (UBCM)		293,774.85
Unique Management Services, Inc.		55,680.00
Unisource Canada Inc.		142,384.61
United Lock Block Ltd.		26,745.52
United Rentals of Canada		485,651.57
United Way of Lower Mainland		164,561.07
University College of The Fraser		50,000.00
University of British Columbia		30,055.94
Urban Impact Recycling Ltd.		172,622.74
Urban Native Youth Association		30,375.00
Urban Sawing & Grooving Co. Ltd.		545,688.18
U.S. Bank Canada		282,291.70
Valley Equipment Ltd.		82,957.62
Valley Refuse Supply Inc.		61,907.19
Vancouver Firefighter's Concert and Marching Band		51,292.00
Vancouver Sun/Province		40,068.90
VanCity Trust Services		94,750.00
Vancouver Art Gallery		1,957,600.00
Vancouver Chinatown BIA Society		145,594.19
Vancouver City Planning Commission		63,980.00
Vancouver Civic Employee Assistance Society		200,700.00
Vancouver Coastal Health Authority		488,286.61
Vancouver East Cultural Centre		76,250.00
Vancouver Economic Development		629,900.00
Vancouver Fire Fighters - Sick Plan		482,806.57
Vancouver Fire Fighters' Union - Local 18		1,053,429.34
Vancouver Firefighters Credit Union		4,724,446.00
Vancouver Folk Music Festival		75,000.00
Vancouver Foremen's Assoc.		51,237.10
Vancouver Foundation		27,700.00
Vancouver Heritage Conservation		100,160.50
Vancouver Holdings Ltd.		212,212.25
Vancouver Maritime Museum		364,649.00
Vancouver Moving Theatre		88,503.78
Vancouver Museum Commission		737,900.00
Vancouver New Music Society		29,000.00
Vancouver Police - Life Insurance Scheme		1,174,253.17
Vancouver Police Credit Union		6,298,839.85
Vancouver Police Union		977,972.21

CITY OF VANCOUVER
PAYMENTS TO SUPPLIERS OF GOODS AND SERVICES

Year Ended December 31, 2003

Vancouver Port Authority	\$ 38,664.17
Vancouver Public Housing Corp.	183,627.51
Vancouver Public Library	34,404.68
Vancouver Recovery Club	26,260.00
Vancouver School Board	1,503,609.82
Vancouver Second Mile Society	93,508.00
Vancouver Society Of Children's Centres	226,850.00
Vancouver Status Of Women	31,940.00
Vancouver Symphony Society	45,000.00
Vancouver Trolley Company (1996)	182,221.14
Vancouver Volunteer Centre	25,492.00
Vandusen Botanical Gardens Assn.	53,363.75
Vandusen Flower & Garden Show	45,200.00
Vannet Newspapers	137,309.85
Vanport Enterprises Ltd.	319,819.79
Vcr Print Co. Ltd.	62,385.39
Verbatim Words West Ltd.	25,123.19
Vermeer of B.C.	73,328.23
Veterans Memorial Housing Soc.	72,825.91
Via Architecture	639,606.32
Viaduct Sheet Metal Ltd.	26,736.24
Viceroy Rubber and Plastic Ltd.	39,199.12
Viking Fire Protection	41,743.15
Vimar Equipment Ltd.	653,408.19
Virk Bros. Trucking	93,758.04
W.H. Lowden Inc.	147,451.09
Wajax Industries Limited	100,163.78
Wakefield Development Ltd.	49,254.99
Wally Watt Trucking Ltd.	106,376.68
Walter Francl Architect Inc.	25,442.87
Warrington Property Group	1,973,314.30
Waste Control Services	289,732.90
Watari	98,352.31
Watson Gloves	146,748.78
We Group Benefits & Consultants	530,329.60
Webir Automation & Control Svc.	25,315.03
Webtech Wireless	38,378.79
Wescan Direct Mail Service	108,555.52
Wesco Distribution Canada Inc.	380,570.90
Wesco Industries Ltd.	31,868.41
West Coast Alignment & Frame	32,995.65
West Coast Chemical Co. Ltd.	54,494.53
West Coast Electric Ltd.	76,422.01
West Coast Machinery Ltd.	182,369.11
West End Seniors Network Society	36,180.00
West Lease, Division of Westminster	37,105.18
West Side Family Place Society	36,760.00
Westburne Supply	39,625.08
Westcoast Child Care Resource	213,060.00
Westcoast Engineering Ltd.	136,074.13
Westcor Services Limited	29,083.39

CITY OF VANCOUVER
PAYMENTS TO SUPPLIERS OF GOODS AND SERVICES

Year Ended December 31, 2002

Western Canada Tube Products Ltd.	\$ 33,170.90
Western Front Society	25,000.00
Western Mailtech Ltd.	40,753.19
Western Oil Services Ltd.	29,395.81
Western Pacific Enterprises Ltd.	65,029.72
Western Safety	34,140.95
Western Supplies Wholesale	28,999.15
Westmar Consultants Inc.	121,023.29
Westpen Properties Ltd.	109,194.52
Westport Construction Ltd.	46,186.56
Westvac Industrial Ltd.	67,912.50
Westview Sales Ltd.	216,454.08
Westwood Topsoil Ltd.	121,077.90
Weyerhaeuser Company Limited	123,486.35
Wheeler Transport Ltd.	28,179.94
Whistler Community Arts	40,000.00
Whistler Resort Association	40,000.00
Wilkinson Steel and Metals	322,569.96
Williams Machinery Ltd.	128,603.92
Wish Drop-In Centre Society	34,000.00
Wismer & Rawlings Electric Ltd.	34,933.51
Wolseley Canada Inc.	27,157.48
Women Against Violence Against Women	31,000.00
Wood Projects Ltd.	30,586.87
Workers' Compensation Board of B.C.	7,384,900.32
Wurth Canada Ltd.	143,364.16
WWW.Mills.Ca	468,109.20
Xerox Canada Ltd.	449,091.27
XML Global	147,914.22
Yaletown Business Improvement Assoc.	201,133.00
Yen Bros. Produce Ltd.	239,138.09
Yeomen Property Maintenance & Renovation	49,795.00
YMCA - Nanook Day Care	36,730.00
Young Women's Christian Assoc.	55,752.00
Yu, James	53,162.76
YWCA of Vancouver	55,340.00
Zeemac Vehicle Lease Ltd.	726,500.36
Zelco Painting & Coatings Ltd.	37,273.30
Zumro Inc.	69,486.91
	<hr/>
Total – Suppliers over \$25,000	784,249,984.39
Total – Suppliers under \$25,000	22,348,585.94
	<hr/>
Total paid to Suppliers	<u>\$ 806,598,570.33</u>

**VANCOUVER BOARD OF PARKS AND RECREATION
IMPREST PAYMENTS**

Year Ended December 31, 2003

B.C. Professional FireFighters Burn Unit	\$	29,241.26
Ceridian Canada Ltd.		493,393.01
Kerrisdale C.C. Society		<u>28,000.00</u>
Total Payments Over \$25,000	\$	550,634.27
Imprest Cheques (payments less than \$25,000)		236,956.36
Not included in above (funds in and funds out):		
♦ Deposit made, cheque written on local deposit Millennium Sports Facility Society		<u>63,144.39</u>
Total Imprest Payments	\$	<u><u>850,735.02</u></u>

VANCOUVER PUBLIC LIBRARY BOARD
LIBRARY BOOKS

Year Ended December 31, 2003

British Columbia Library Association	\$ 77,325.00
BWI	71,715.96
Canwest Interactive Inc.	28,817.35
Ebsco Canada Ltd.	220,630.61
Economist Intelligence Unit	29,705.64
Editions Du Renouveau Pedagogique Inc.(ERPI)	35,168.66
Everetts	46,076.17
Golden Crown Book Store	152,325.72
H.B. Fenn & Company Ltd.	107,037.52
Harpercollins Canada Ltd.	96,357.30
How To Video Inc.	86,449.68
Ingram	74,805.93
John Wiley & Sons Canada Ltd.	27,578.95
Kidsbooks	46,356.50
Liang You Book Co. Ltd.	25,968.90
Library Bound Inc.	140,790.90
Mallory International Ltd.	31,287.14
Micromedia Limited	143,850.30
Midwest Library Service	101,406.95
Proquest Information & Learning	31,989.25
Public Library Interlink	132,759.39
Raincoast Book Distribution Ltd.	109,460.24
Reed Elsevier New Providence	39,113.60
S & B Books Ltd	65,505.51
Simon & Schuster Canada	71,673.45
Sino United Publishing (Can) Ltd. (Pender St.)	96,147.94
Stricker Books	65,840.17
Thomas Allen & Son Limited	28,784.42
United Library Services (Elec.) Inc	752,901.35
United Library Services Inc.	333,255.86
University Of Toronto Press (For Bks.)	43,821.25
White Dwarf Books	44,490.56
	<hr/>
Vendors With Total > \$25,000	3,359,398.17
Vendors With Total < \$25,000	1,192,368.68
	<hr/>
TOTAL	\$ 4,551,766.85

CITY OF VANCOUVER
RECONCILIATION OF PAYMENTS TO SUPPLIERS OF GOODS AND SERVICES (000s)

Year Ended December 31, 2003

Expenditures per Note 12 of Consolidated Financial Statements	
Contract services	\$ 99,212
Supplies, material and equipment	<u>215,537</u>
	314,749
Items in Financial Statement figures but not included in Payments to Suppliers of goods and services	
Change in year over year liabilities (excluding payroll liabilities)	(5,084)
Salary and Benefits costs reallocation	<u>(12,440)</u>
Add items in Payment to Supplier of Goods and Services not in Financial Statement Material and Supplies figure	
Employee payroll related remittances	206,633
Payments to Other Taxing Authorities	281,515
Debt Repayment	<u>26,629</u>
Total payments to suppliers of goods and services	<u>\$ 812,002</u>
City general	\$ 806,599
Library	4,552
Parks	<u>851</u>
	<u>\$ 812,002</u>

**STATEMENT OF
PAYMENTS OF
COMMUNITY GRANTS OR CONTRIBUTIONS**

**CITY OF VANCOUVER
GRANTS – CULTURAL**

Year Ended December 31, 2003

Aboriginal Art & Culture Celebration Society	\$	5,000
Alibi Unplugged Script Reading Series		1,500
Artropolis (A.T. Eight Artropolis Society)		7,500
Arts Club of Vancouver Theatre Society		90,000
Artspeak Gallery		13,000
Axis Theatre Society		14,000
B.C. Book Prizes		2,500
Ballet British Columbia Society		173,350
Bard on the Beach Theatre Society		10,000
Barking Sphinx Performance Society		900
Battery Opera Performing Arts Society		5,500
Boca Del Lupo Theatre Society		5,000
Burney Ensemble Society		3,000
Canadian Music Centre B.C		11,000
Carousel Theatre Society		21,000
Centre Culturel Francophone De Vancouver City Council		6,000
Chamber Music Festival		12,000
Children's Arts Umbrella Association		15,000
Children's Festival (CIAYA)		116,500
Chor Leoni Men's Choir		3,000
Cineworks Independent Filmmakers Society		15,000
Co. Erasga Society		2,000
Coastal Jazz and Blues Society		29,900
Contemporary Art Gallery Society		43,000
Crystal Pite Dance Society		3,500
Dance Centre		24,000
DanceArts Vancouver Society		17,000
Dancers Dancing Dance Society		1,500
Dancing on the Edge Festival Society		13,600
Downtown Eastside Community Play (VMT)		3,000
Dragon Boat Festival		5,000
Early Music Vancouver		14,000
Edam Performing Arts Society		11,000
Electric Company Theatre Society		8,500
Elektra Women's Choir		2,000
Firehall Theatre Society		40,000
Firehall Theatre, Diversity Grants		5,000
Flamenco Rosario (Rosario Ancer Flamenco)		2,300
Friends of Chamber Music		13,800
Fringe Festival		31,500
Full Circle: First Nations Performance Society		6,000
Full Figure Theatre		1,000
Gallery Gachet		1,000
Gibran Theatre Group Society		4,500
GOH Ballet Vancouver Society – Baxter		8,700
Green Thumb Players Society		31,000
Grinning Dragon Theatre Company Society		3,500
Grunt Gallery - Visible Arts Society		12,000
Hard Rubber New Music Society		3,000
Headlines Theatres		10,000
Holy Body Tattoo Society		11,500
Indigenous Media Arts Group		1,000
Intertribal Pow Wow Committee		1,500
Joe Ink Performance Society		6,000

CITY OF VANCOUVER
GRANTS – CULTURAL - continued

Year Ended December 31, 2003

Kabayang Pilipino of B.C.	\$	4,350
Karen Jamieson Dance Society		7,000
Kokoro Dance Theatre Society		11,500
Leaky Heaven Performance Society		5,000
Little Chamber Music Series That Could		1,500
Live Biennial of Performance Art Society		2,500
Lola MacLaughlin Dance Society		10,500
Lorita Leung Dance Association		2,300
MainDance Projects Society		2,000
Malaspina PrintMakers Society		4,500
Mandala Arts and Culture Society		8,000
Mascall Dance Society		7,000
Media Eyes Production Society		10,000
Modern Baroque Opera Society		7,500
Mortal Coil Performance Society		5,500
Movement Enterprises		1,500
Music In The Morning Concert Society		8,000
Musica Intima Society		2,000
Native Daughters of British Columbia – Post No. 1		3,500
New Orchestra Workshop Society		3,500
New Performance Works Society		1,000
NewWorld Theatre Society		13,000
Norman Rothstein Theatre		7,500
O.R. Gallery Society		9,000
Pacific Association of Artist Run Centre (PAARC)		2,500
Pacific Baroque Orchestra Society		4,000
Pacific Cinematheque Pacifique		22,500
Pacific Theatre		7,000
Pandit Jasraj School of Music Foundation		1,000
Pink Ink Theatre Productions Association		9,000
Pitt Gallery		5,000
Playwrights Theatre Centre		15,000
Powell Street Festival Society		6,000
Public Dreams Society		13,500
Radix Theatre Society		1,500
Rosario Ancer Flamenco Arts Society		3,000
Ruby Slippers Production Society		7,500
Rumble Productions Society		12,000
Satellite Video Exchange Society		16,000
Screaming Weenie Productions		1,000
Society For Disability Arts and Culture		2,500
Solo Collective Theatre Society		2,000
Spectrum Theatre		600
Standing Wave		2,500
Taiwanese Cultural Festival		4,000
Theatre La Seizieme		8,000
Theatre M.O.M.		7,000
Touchstone Theatre Society		20,000
Turning Point Ensemble Society		1,200
Urban Ink Productions		8,500
Uzume Taiko Drum Group Society		6,500
Vancouver Academy of Music		32,625
Vancouver Access Artist Run Centre		5,000
Vancouver Afro Rhythms Society		500

CITY OF VANCOUVER
GRANTS – CULTURAL - continued

Year Ended December 31, 2003

Vancouver Arts Stabilization Team (VAST)	\$	15,000
Vancouver Asian Heritage Festival Month Society		9,800
Vancouver Bach Choir		39,875
Vancouver Cantata Singers		8,700
Vancouver Cantata Society		13,000
Vancouver Centre for Contemporary Asian		4,000
Vancouver Chamber Choir		24,375
Vancouver Chinese Instrumental Music Society		2,000
Vancouver Co-Operative Radio		9,000
Vancouver Cultural Alliance		40,000
Vancouver East Cultural Centre		72,000
Vancouver Folk Music Festival Society		55,000
Vancouver International Comedy Festival Society		8,000
Vancouver International Dance Festival Society		5,000
Vancouver International Film Festival Society		17,500
Vancouver International Writers Festival Society		20,000
Vancouver Moving Theatre Society		4,000
Vancouver New Music Society		26,300
Vancouver Opera Association		278,000
Vancouver Playhouse Company		399,625
Vancouver Recital Society		24,300
Vancouver Society for Early Music		8,700
Vancouver Society of Storytelling		5,000
Vancouver Summer Festival Society		26,400
Vancouver Symphony Society		796,650
Vancouver Tap Dance Society		3,725
Vancouver Youth Symphony		2,300
Vancouver Youth Theatre Society		4,000
Vetta Chamber Music and Recital		2,500
Westcoast Sacred Arts Society		5,000
Western Front Society		25,000
Western Theatre Conspiracy Art		3,500
Wild Excursions Production Society		1,500
Word on the Street Festival		<u>2,000</u>
		<u>\$ 3,231,675</u>

CITY OF VANCOUVER
GRANTS - COMMUNITY SERVICES

Year Ended December 31, 2003

ALDA – Adult Learning Development Association	\$ 15,000
ANH – Camping and Outdoor Unit	15,696
Battered Women’s Support Services	34,460
B.C. Coalition of People With Disabilities – Eco. Advisor	11,000
B.C. Coalition of People With Disabilities	28,500
B.C. Coalition of People With Disabilities – Rent Sub.	34,755
Big Brothers of Greater Vancouver	37,440
Big Sisters of B.C. Lower Mainland	44,500
Boys’ & Girls’ Clubs of Greater Vancouver	57,124
Britannia CSC – Latin American Youth Worker	40,500
Britannia CSC – Vietnamese Seniors Outreach	38,500
Canadian Paraplegic Association	35,000
Cedar Cottage Neighbourhood House (ANH)	57,872
Chinese Community Library Service Association	27,960
Collingwood Neighbourhood House Society	57,872
Crisis Intervention and Suicide Prevention Centre	18,200
DERA – Seniors Co-ordinator	30,000
Downtown Eastside Women’s Centre Association	55,000
Downtown Eastside Youth Activities Society	48,196
Dugout – Central City Mission	31,000
Dugout – Central City Mission Rent Subsidy	8,880
Eagles in the Sky Association	10,000
Eastside Family Place	49,560
End Legislated Poverty - Organizer	33,996
End Legislated Poverty – Rent Subsidy	12,000
Environmental Youth Alliance – YDYA	20,000
Family Services – Family Therapy	27,920
Family Services – Street Youth	34,000
Family Services – Street Youth – Rent Subsidy	15,500
Four Eleven (4-11) Seniors’ Centre Society	44,744
Frog Hollow Neighbourhood House (ANH)	57,872
Gordon Neighbourhood House (ANH)	54,844
Greater Vancouver Law Students’ Legal Advice	42,420
Hastings Community Association Family Enrichment Centre	33,956
Information Services Vancouver Society	15,756
Inland Refugee Society of B.C.	44,440
Japanese Community Volunteer Association – Tonari Gumi	26,720
Jewish Family Service Agency	14,600
Kettle Friendship Society	41,200
Kitsilano Neighbourhood House (ANH)	51,300
Kiwassa Neighbourhood Service Association	57,872
Law Courts Education Society of B.C.	30,000
Learning Disabilities Association of B.C.	20,404
Leave Out Violence (LOVE) British Columbia	20,000
Little Mountain Neighbourhood House Society	57,872
Marpole Oakridge Area Council – Seniors	33,500
Marpole Oakridge Family Place Society	21,800
MOSAIC	88,436
MOSAIC/Strathcona – Vietnamese Family	41,800
Mount Pleasant CCA – Cambodian Worker	28,780
Mount Pleasant Family Centre Society	60,336
Mount Pleasant Neighbourhood House (ANH) – Core	54,812
Multicultural Helping House Society	20,000
North Shore Counselling Centre Society	10,000

CITY OF VANCOUVER
GRANTS - COMMUNITY SERVICES - continued

Year Ended December 31, 2002

Nisha Family and Children's Services Society	\$	40,500
Pacific Legal Education Association (PLEA)		20,000
Pacific Post Partum Support Society		17,000
PFAME – Gab Youth Services		28,200
PFAME – Gay and Lesbian Services		20,404
Philippine Women Centre of British Columbia		17,500
PIRS – Lead Program		16,000
PIRS – Outreach Workers		42,200
Provincial Tenants' Rights Coalition		37,592
Renfrew-Collingwood Seniors' Society		16,160
Self-Help Resource Association		20,000
South Granville Seniors' Centre – Spanish Outreach		19,500
South Granville Seniors Friendship Centre		32,644
South Vancouver Neighbourhood House – Seniors Project		20,200
South Vancouver Family Place		51,004
South Vancouver Neighbourhood House (ANH)		57,872
South Vancouver Seniors' Network Society		26,000
Strathcona Community Centre – S.O.S.		38,380
SUCCESS – Bridging the Gap Family Service Adv.		30,300
SUCCESS – Seniors' QOL Program		37,360
SUCCESS – Youth at Risk Program		40,500
Taiwanese Canadian Cultural Society		12,000
Theatre for Living Society (Headlines Theatre)		16,160
Thunderbird Neighbourhood Association		39,380
United Way of the Lower Mainland		20,000
Urban Native Indian Education Society		23,000
Urban Native Youth Association – Outreach		30,375
Vancouver 2 nd Mile Society – DTES Neighbourhood Help		29,452
Vancouver 2 nd Mile Society – Neighbourhood Helpers		41,612
Vancouver 2 nd Mile Society – DTES Seniors' Centre		22,444
Vancouver Aboriginal Friendship Centre Society		10,530
Vancouver Area Human Rights Coalition		20,000
Vancouver Association for Survivors of Torture		15,292
Vancouver Community Network		15,292
Vancouver Recovery Club		26,260
Vancouver Society of Children's Centres		14,140
Vancouver Status of Women		31,940
Vancouver Volunteer Centre		25,492
West End Seniors Network Society		18,180
West End Seniors Network Society Volunteer Co-ordinator		18,000
West Side Family Place Society		36,760
Western Institute for Deaf		10,000
Wish Drop-in Society		34,000
Women Against Violence Against Women		31,000
YWCA – Crabtree Corner		55,752
YWCA – Single Mothers Support Services		20,036
		<hr/>
Total		<u>\$ 3,150,308</u>

**CITY OF VANCOUVER
GRANTS - CHILDCARE**

Year Ended December 31, 2002

Boat Day Care Centre Society	\$ 3,400
Brant Villa Day Care Society – Learning Tree	12,340
Britannia Community Centre Society	30,162
Britannia Community Services Centre Society – Lord Nelson	5,000
Britannia CSCS - Eagles in the Sky	27,234
Britannia CSCS – Grandview Terrace Child Care	18,048
Cedar Cottage Neighbourhood Services	25,534
Collingwood Neighbourhood House - Childcare Centres	14,400
Collingwood Neighbourhood House Society	18,700
Collingwood Neighbourhood House Endowment	59,400
Developmental Disabilities Association	8,500
Eagles in the Sky Association	12,936
East Side Family Place	8,500
Frog Hollow Neighbourhood House (ANH)	16,364
Grandview Terrace Child Care Society	3,388
Kiwassa Neighbourhood House	3,300
Kiwassa Neighbourhood Services Association	15,440
Kiwassa Neighbourhood Services Association – Harbourview Day Care	13,440
Kiwassa Neighbourhood Services Association – St. David’s Preschool	24,116
Little Mountain Neighbourhood House – Development Centre	13,572
Little Mountain Neighbourhood House Society	2,772
McGregor Child Care Society	16,200
Mount Pleasant Child Care Society	18,200
Mount Pleasant Neighbourhood House	17,884
Mount Pleasant Neighbourhood House – Preschool	5,400
Ray-Cam Co-operative Association	924
Ray-Cam Co-Operative Association Childcare Program	24,462
Ray-Cam Co-Operative Centre	2,464
Shannon Day Care Society	3,400
South Vancouver Neighbourhood House – Poppins	18,468
Spare Time Challenge	7,392
Spare Time Child Care Society	5,400
Spare Time Clubhouse	1,848
St. Michael’s Anglican Church	14,056
Strathcona Community Centre Association	28,466
Strathcona Community Centre OOS	4,620
Sunset Child Care Society	12,504
Sunset Community Association	5,000
Thunderbird Neighbourhood Association – OOS Care II	4,928
Thunderbird Neighbourhood Association (Rupert-Cassiar)	22,360
Vancouver Chinese Pentecostal Benevolent Society	18,620
Vancouver Society of Children’s Centre	194,800
Vancouver YWCA	59,400
VSOCC Quayside/Operating/Endowment	59,400
Westcoast Child Care Resource Centre	213,060
YMCA	12,000
YMCA of Greater Vancouver – Mt. Pleasant OOS	9,240
YMCA of Greater Vancouver – Nanook	15,490
YWCA – Crabtree Corner & Citygate	<u>15,740</u>
Total	<u>\$ 1,148,272</u>

CITY OF VANCOUVER
GRANTS - OTHER

Year Ended December 31, 2003

Best-Better Environmentally Sound Transp.	\$ 5,000
Black Historical and Cultural Society	5,000
Brazilian Community Association	1,500
Centre of Integration for African Immigration	4,000
Chinese Benevolent Association of Vancouver	14,000
Chinese Cultural Centre of Vancouver	2,500
City Services	6,782
CRAB – Water For Life Society	1,500
Davie Street Police Centre Society	17,000
Denman Community Policing Society	4,000
Downtown Eastside Community Play (VMT)	12,000
Eastside Culture Crawl Society	4,000
Environmental Youth Alliance	25,000
Evergreen	15,000
Evergreen Environmental Foundation	3,500
EYA Environmental Youth Alliance	2,500
Fraser Street Community Crime Prevention	25,000
Gastown Community Safety Society	5,000
Grandview-Woodland Community Police Office	25,500
Granville Downtown South Crime Prevention Society	19,500
Greater Vancouver Society to Bridge Arts	32,000
Hastings Community Association	18,000
Hastings Park Conservancy	4,000
Joyce Station Area Planning Association	26,000
Junior League of Greater Vancouver	5,000
Juno Beach Centre Association	2,500
Kerrisdale Oakridge Marpole Crime Prevention Society	16,000
Khalsa Diwan Society	5,000
Latinos in Action Vancouver Foundation	2,500
Little Mountain/Riley Park Safer Community Society	5,000
Mt. Pleasant Neighbourhood House	1,500
North False Creek Crime Prevention Society	3,500
Polish Friendship “Zgoda” Society	1,500
Queen Alexandra Safer Neighbourhood Society	11,000
Renfrew Ravine Committee	6,000
Secret Lantern Society	4,000
SOLE – Save Our Living Environment	60,000
South Asian Family Association (SAFA)	3,000
South Vancouver Neighbourhood House	1,000
Strathcona Area Safety Association	3,500
Vancouver City Planning Commission	49,440
Vancouver Crime Prevention Society	9,000
Vancouver Police & Native Liaison Society	8,000
Vancouver Pride Society	6,000
VCPC – Creation of Alternative Futures	10,000
Waterfront Community Crime Prevention Society	5,750
Waterfront Festival Celebration	4,188
Westside Community Crime Prevention Society	10,250
Wildlife Rescue Association of B.C.	4,500
Windsor Way Committee	<u>5,000</u>
Total	<u>\$ 521,410</u>

**CITY OF VANCOUVER
GRANTS - OTHER**

Year Ended December 31, 2003

A.S.T.C. Science World	\$	84,071
Pacific Space Centre Society		465,543
Vancouver Art Gallery		1,924,600
Vancouver Maritime Museum		364,649
Vancouver Museum Commission		<u>662,900</u>
Total		<u>\$ 3,501,763</u>