



CITY OF VANCOUVER
INCLUDING BOARDS AND COMMISSIONS
BRITISH COLUMBIA

STATEMENT OF FINANCIAL INFORMATION
DECEMBER 31, 2004


- **FINANCIAL STATEMENTS**
- **SCHEDULE OF DEBTS**
- **SCHEDULE OF GUARANTEE AND INDEMNITY AGREEMENTS**
- **SCHEDULE OF REMUNERATION AND EXPENSES**
- **SCHEDULE OF SUPPLIERS FOR GOODS AND SERVICES**

**Published pursuant to the Financial Information Regulations under the
Financial Information Act of British Columbia**

CITY OF VANCOUVER

STATEMENT OF FINANCIAL INFORMATION APPROVAL

The undersigned, as authorized by the Financial Information Regulation, Schedule 1, subsection 9(2), approves all the statements and schedules included in this Statement of Financial Information, produced under the *Financial Information Act*.

A handwritten signature in blue ink that reads "Estelle Lo". The signature is written in a cursive style with a large "E" and a long, sweeping "o" at the end.

Estelle Lo
Director of Finance

May 10, 2005

CITY OF VANCOUVER

DIRECTOR OF FINANCE REPORT

The Financial Statements contained in this Statement of Financial Information under the *Financial Information Act* have been prepared by management in accordance with generally accepted accounting principles, and the integrity and objectivity of these statements are management's responsibility. Management is also responsible for all the statements and schedules, and for ensuring that this information is consistent, where appropriate, with the information contained in the financial statements.

Management is responsible for implementing and maintaining a system of internal controls to provide reasonable assurance that reliable financial information is produced.

The City's Internal Audit Division has the responsibility for assessing the internal control environment of the City and making observations and recommendations on the effectiveness of management systems and processes. The Internal Audit Division reports to the Internal Audit Management Committee.

The External Auditors, KPMG LLP, conduct an independent examination, in accordance with generally accepted auditing standards, and express their opinion on the financial statements. Their examination does not relate to the other schedules and statements required by the Act. Their examination includes a review and evaluation of the City's system of internal control and appropriate tests and procedures to provide reasonable assurance that the financial statements are presented fairly. The External Auditors present their audit findings to the City's City Services & Budget Standing Committee.

On behalf of the City of Vancouver,



Estelle Lo
Director of Finance

May 10, 2005



TABLE OF CONTENTS

CONSOLIDATED FINANCIAL STATEMENTS	TAB 1
SCHEDULES OF DEBTS AND GUARANTEE AND INDEMNITY AGREEMENTS	
General	1
Local Improvement	3
Schedule of Guarantee and Indemnity Agreements.....	4
SCHEDULE OF REMUNERATION AND EXPENSES	
Mayor and Councillors	6
Vancouver Board of Parks and Recreation Commissioners	7
Vancouver Police Board Members	8
Employees	9
Severance Agreements	24
Conferences, Courses & Training.....	25
PAYMENTS TO SUPPLIERS OF GOODS AND SERVICES	
General	32
Vancouver Board of Parks and Recreation – Imprest Payments	55
Vancouver Public Library - Books and Materials.....	56
Grants	
Cultural	59
Community Services	62
Childcare	65
Other	67



CITY OF VANCOUVER

BRITISH COLUMBIA

ANNUAL FINANCIAL REPORT

2004

TABLE OF CONTENTS

Mayor and Councillors	1
Officials	2
Boards	3
Financial Statements	
Report of the Director of Finance	4
Auditors' Report	9
Consolidated Statement of Financial Position	10
Consolidated Statement of Financial Activities	11
Consolidated Statement of Cash Flows	12
Notes to Consolidated Financial Statements	13
Auditors' Report	22
Schedules of Financial Activities	
Revenue Fund	23
Capital Fund	24
Capital Financing Fund	25
Sinking Fund	26
Property Endowment Fund	27
Utilities	28

Vancouver City Council, 2002 - 2005

Mayor Larry W. Campbell



Fred Bass



David Cadman



Jim Green



Peter Ladner



Raymond Louie



Tim Louis



Anne Roberts



Tim Stevenson



Sam Sullivan



Ellen Woodsworth

OFFICIALS

Corporate Management Team

City Manager	J. Rogers, M.P.A.
Deputy City Manager	B. MacGregor, P. Eng.
Chief Constable	J. Graham
Director of Legal Services	F. Connell, LL.B.
City Librarian	P. Whitney, M.L.S.
General Manager of Community Services	J. Forbes-Roberts
General Manager of Corporate Services	E. Lo, B. Comm, M.B.A., C.M.A.
General Manager of Engineering Services	T. Timm, P. Eng.
General Manager of Fire and Rescue Services	R. Holdgate
General Manager of Human Resource Services	M. Zora, B.Comm.
General Manager of Parks and Recreation	S.J. Mundick, B.R.I.S., R.D.M.R.
General Manager of Olympic Operations	D. Rudberg, P.Eng.

Financial Services

Director of Finance	E. Lo, B. Comm, M.B.A., C.M.A.
Director of Financial Services	T. Corrigan, C.A., M.P.A.
Director of Financial Planning and Treasury	K.B. Bayne, B.A., M.Sc. (Bus.)
Manager of Accounting Services	E. Lee, B. Comm, C.A.
Director of Budget Services	A. Klein, M.B.A.
City Treasurer and Collector	G. Merchant, M.B.A.

City Clerk

S. Baxter

City Auditor
KPMG **LLP**, Chartered Accountants

Banker
Bank of Montreal

Fiscal Agent - Worldwide
RBC Dominion Securities Inc.

Fiscal Agent for Certain Functions
Relating to Eurobond Issues
Royal Bank of Canada, London

Relating to Book Entry Only Issues
Canadian Depository for Securities Ltd.

BOARDS

Vancouver Public Library Board

City Librarian – P. Whitney
J. Andersen – Chair
J. Buckberrough – Vice-Chair
Shannon Daub – Vice-Chair
Angela Kenyon, School Board Representative
Anita Romaniuk, Parks and Recreation Representative
Councillor Tim Louis – Council Liaison
M. Bawa A. Higgs
K. Chong L. Kuehn
D. Foley A. Zaenker
T. Hansen

Vancouver Police Board

J. Graham – Chief Constable
Mayor L. Campbell – Chair
L. Kennedy J. Pau
M. McNeil P. Webster

Vancouver Civic Theatres Board

Director – R. Ackerman
Directors Emeritus – H. Pickett and N. Young
A. Jones – Chair
B. McLean – Vice-Chair
Councillor R. Louie – Council Liaison
M. Andrew W. Saunders
D. Lam G. Stamp

Board of Parks and Recreation

General Manager – S. Mundick
E. Riccius – Chair
L. Poaps – Vice-Chair
S. Anton A. Romaniuk
H. Deal L. Woodcock
A. De Genova

Board of School Trustees for School District No. 39 (Vancouver)

Superintendent of Schools – C. Kelly
Secretary-Treasurer – B. Ng
A. Montani – Chair
A. Blakey – Vice-Chair
J. Bouey K. Millsip
J. Cheng A. Reimer
N. Herron A. Wong
A. Kenyon

**Mayor L. Campbell and
Members of Council**

It is my pleasure to submit the Consolidated Financial Statements for the City of Vancouver for the year ended December 31, 2004. These financial statements include the financial position and results of operations of the City including its boards and City-owned/controlled corporations. Effective January 1, 2004 the Province of British Columbia transferred the ownership and management of Pacific National Exhibition (PNE) to the City.

Reporting Changes for 2004

As noted in the 2003 Annual Report Director of Finance Highlights, commencing with the 2004 financial year, Public Sector Accounting Board (PSAB) standards require that the City recognize a liability and report an expense for all benefits earned by employees and expected to be provided to them by the City when they no longer provide active service to the City, either on a temporary or permanent basis. The City previously recognized \$25.3 million as a liability and expense for deferred vacation and sick leave gratuities which are future payroll obligations that could be taken in cash by employees on termination or retirement. Effective 2004, obligations for other future employee benefits including long term disability income continuation plans, non-vesting accumulated sick leave, health care continuation provisions, statutory holiday banks, full vacation entitlement at retirement and past service pension buy backs have been recorded. The change in accounting policy for the liabilities and expenses not previously reported has been applied retroactively to 2003.

The total liability at the end of 2004 is estimated to be \$68.9 million, \$39.7 million of which is due to the requirement to recognize all the additional future employee benefits. The City manages the payment of the future payroll obligations as they come due in the annual Operating Budget. The City has also provided \$14.3 million in reserves to reduce the impact on future budgets that may result from an anticipated increase in the number of employees retiring over the next 5 to 10 years.

2004 Financial Highlights

The City continued to maintain a strong financial position in 2004:

- The cash position of the City, including temporary investments, increased to \$622.6 million from \$473.5 million at the end of 2003. The increase of \$149.1 million (31.5%) was mainly due to the issuance of a \$100 million City of Vancouver debenture in early 2004, an increase in reserves for specific purposes by \$38.5 million and improved tax collections of \$10.5 million.
- Through tight fiscal control, the City was able to manage expenditures within the Operating Budget envelope ending the year with a surplus of \$1.2 million.
- Expenditures on capital works totalled \$127.2 million, compared to \$147.0 million in 2003, a 13.5% decrease due to one-time expenditures in 2003 including the purchase of the Woodward's building (\$6.2 million) and construction of the Stanley Park S-curve (\$9.1 million).
- Reserves set aside for specific purposes by Council increased during 2004 by \$38.5 million to \$243.8 million. Major increases included Community Amenities of \$11.4 million, Future Revenue Fund Budgets of \$13.2 million, Water and Sewer Utility Rate Stabilization of \$4.0 million and Solid Waste Capital of \$5.8 million.
- Funding of \$7.6 million was provided for future payroll benefit obligations. To date, total funding of \$14.3 million has been provided in reserves to meet increased employment related payments due to anticipated retirement of long term staff over the next 5 to 10 years.
- In March 2004, the City issued a \$100 million 10-year serial debenture to finance the capital expenditure program. At the time of the issue, the debenture represented the largest municipal serial issue in Canadian history. The cost to the City was 4.2%, the lowest financing cost completed by the City in over 20 years.
- Total debt outstanding at December 31, 2004 was \$552.5 million (2003 - \$477.5 million), of which \$472.3 million was held externally; the balance of \$80.2 million was held by the Sinking Fund. Of this internally held debt, \$19.1 million is to be recovered from individual property owners through local improvement charges. All debt of the City is payable in Canadian dollars.
- Solid waste landfill closure and post-closure costs increased by \$7.5 million in 2004 compared to \$1.2 million in 2003. The increase was due to three factors: a change in the discount rate from 7% to 5% due to lower interest rates (\$3.8 million), increased costs due to technological changes (\$2.1 million) and the amount of landfill capacity used in 2004 (\$1.6 million).

Property Tax Receivable

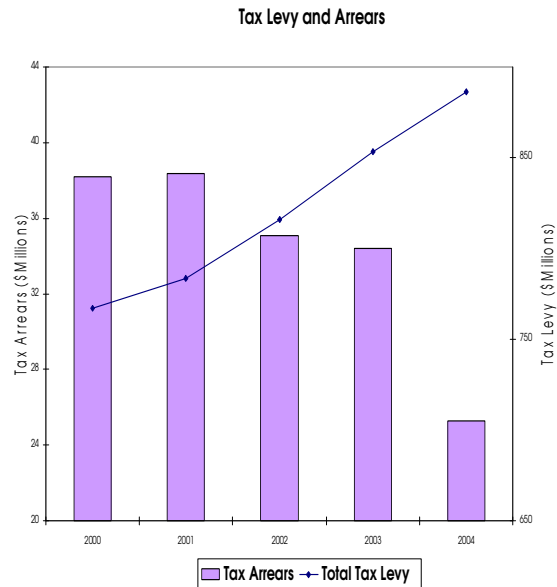
Property tax collection remained strong. As the chart shows, over the last five years, although tax levies have increased, the total tax arrears have continued to decline from over \$38 million in 2000 to \$25.3 million in 2004.

The collection of 2004 property taxes, including those amounts raised for other taxing authorities, amounted to \$871.4 million, or 98.3% of the total 2004 property taxes levied. During the year, the City also collected \$23.9 million (67.6%) of the \$34.4 million property tax in arrears at the beginning of 2004.

At year end, preauthorized tax payments were \$30.2 million compared to \$23.3 million at the end of 2003, an increase of 29.6%.

The growth in tax prepayments is indicative of the increasing participation of property owners in the Tax Installment Prepayment Program. Participation in the program continues to increase as more taxpayers find it a convenient way to budget and pay their property taxes.

The program allows taxpayers to pay in 10 equal installments, receive 1.25% interest on prepayments, and have an automatic withdrawal made from their bank accounts for any final balances due.



Revenue Fund

The Revenue Fund accounts for the general operations for the City. Spending authority and control for the fund are provided by Council through the annual Operating Budget.

Revenues for the year totalled \$805.7 million and expenditures, debt repayments and transfers amounted to \$804.5 million, resulting in a revenue fund surplus of \$1.2 million. The total fund balance of the Revenue Fund currently stands at \$9.2 million, compared to \$8.0 million in 2003.

Total operating revenues increased \$26.9 million from 2003 mainly due to:

- An increase in taxation revenue of \$9.1 million or 2.0% from \$456.3 million to \$465.4 million. City Council approved a 2.93% increase in the property tax levy in 2004 generating \$12.3 million in net tax revenues. Taxes from new construction added another \$3.4 million to the property tax revenue. Offsetting the increase in property tax revenue was a decrease of \$6.5 million in hotel tax revenue which is now paid directly to Tourism Vancouver.
- An increase in water utility user fees of \$3.1 million (5.2%) following Council approval of a 6.1% increase to water rates reflecting an increase in regional water costs. Offsetting the rate increase was a reduction in water consumption due to water restrictions imposed in 2004.
- An increase in solid waste utility user fees of \$1.4 million (3.9%) due mainly to the higher volume of demolition material and general waste tonnage received at the transfer station and landfill site.
- An increase in sewer utility user fees of \$1.2 million (3.8%) mainly related to a 2.4% increase to sewer rates that reflect increased regional cost of sewer services, as well as increased metered usage and an increase in the number of flat rated dwelling units due to growth.
- An increase in other fees, rates and cost recoveries of \$4.2 million due to a combination of: increased revenues from the on-street parking program due to a rate increase and improved compliance (\$1.3 million), increased permit fees due to extended hours of liquor establishments (\$0.6 million) and service and inspection fees (\$4.1million). Offsetting the increases were \$1.7 million in lower recoveries in Police (Missing Women and Counterattack) and Fire (due to interior forest fires in 2003).
- An increase in Revenue sharing grants and contributions of \$7.7 million due to municipalities now receiving 100% rather than 25% of the Traffic Fines revenue from the Provincial Government.

Total operating expenditures amounted to \$696.7 million, an increase of \$22.5 million. This increase was primarily related to the wage and fringe benefit adjustments for employees which added approximately \$6.7 million to the 2004 expenditures.

Other major areas of change in expenditures are:

- Increase in costs of \$14.2 million due to provision for obligations to be funded from future revenues. This is comprised of \$7.5 million increase in the accrual for the solid waste landfill site closure and post closure costs, \$6.1 million increase in the accrual for future payroll benefit obligations and \$0.7 million increase in accrued interest on long-term debt due to the debenture issue in 2004.
- Police expenditures increased by \$3.8 million over 2003 which included a \$2.3 million increase in accrual for future payroll benefits. As well, \$2.1 million in higher overtime was incurred by sworn officers. This was partially offset by lower separation costs of \$1.3 million incurred in 2004 versus 2003.
- An increase of \$3.1 million in the cost of water charged by the Greater Vancouver Water District which increased rates by 12%.
- A \$2.2 million increase in the requisition from E-Comm for the provision of emergency radio and communication services.
- The review of the City's electoral system and subsequent plebiscite on the Ward Electoral System increased expenditures in 2004 by \$0.9 million.
- Increased Vancouver Agreement and National Criminal Prevention Council (NCPC) activities for the Downtown Eastside of \$1.5 million.
- An increase of \$1.5 million for planning projects such as the PNE, Downtown Transportation Plan, East Fraser Lands Planning Study, and Vancouver Convention Centre II.
- An increase in the provision for uncollectible accounts of \$1.1 million for trade, rental and sundry receivables.
- Costs of \$0.9 million related to Sustainability and RAV related initiatives added in 2004.
- An increase in Recreation and Parks costs of \$1.4 million is due to \$0.7 million increase in accrual for future payroll benefits and \$1.5 million in inflation for wages and fringe benefits. Offsetting these incremental costs was a decrease of \$0.8 million related to the closure of two pools for renovations.
- Lower expenditures by \$6.5 million due to the hotel tax being directly remitted to Tourism Vancouver instead of being received and remitted by the City.
- Lower expenditures in 2004 due to one time costs of \$1.0 million incurred in 2003 for a plebiscite to assess the public's opinion on hosting the Olympic Games.

Capital Fund

The Capital Fund accounts for the City's capital expenditures and programs supporting civic infrastructure as well as the related financing. It also holds all properties required for civic use and the related long term debt. Spending authority and control are provided through the annual Capital Budget and the Three Year Capital Plan approved by Council.

The Capital Fund ended the year with a fund surplus of \$13.5 million compared to a fund shortfall of \$41.7 million in 2003, a change of \$55.2 million. This change reflects the timing difference between the capital expenditures and debenture issuance and the fact that the City issued a \$100 million debenture in early 2004.

The Property Endowment Fund and the Capital Financing Fund have provided \$16.8 million and \$59.5 million, respectively, for a total of \$76.3 million interim financing to the Capital Fund for several capital projects approved by Council outside the three year capital program. The interim financing will be repaid with interest from future operating savings or additional fees and service charges without impacting on existing property taxation levels provided in the Operating Budget. Debenture financing will not be required for these capital expenditures.

When the interim financing from the Property Endowment Fund and the Capital Financing Fund are included, the closing fund balance is \$89.8 million.

In November 2002, the electorate approved borrowing authority of \$116.8 million to finance the maintenance and replacement of existing and construction of new streets, parks and facilities infrastructure as part of the 2003 – 2005 Capital Plan. At the year end, approximately \$89.1 million of general borrowing authority and \$36.8 million of sewer and water borrowing authority from the 2003-2005 and prior Capital Plans had not been exercised by Council through issuance of debentures. Council has also indicated that it will approve an additional \$13.6 million in borrowing authority for sewer and water expenditures to complete the 2003-2005 Capital Plan.

REPORT OF THE DIRECTOR OF FINANCE

During 2004, the City spent \$127.2 million on capital works. Capital expenditures range from maintenance and improvements to roads, streets, sewers and water distribution systems to fire protection and parks and recreation facilities. Some of the major spending in 2004 included:

	\$ Million
Streets, traffic and safety	30.3
Main sewer construction and sewer abatement	24.5
Water works distribution system	19.0
Construction of Engineering works yard	6.3
Vehicle and equipment purchases	18.4
Parks, community centres, playing fields, ice rinks	12.5
Daycare, social housing and community services facilities	5.3
Technology infrastructure	5.7
Construction and capital maintenance of City buildings and systems	5.2

Capital Financing Fund

The Capital Financing Fund (CFF) provides funds for the internal financing of capital works and holds the City's Solid Waste Capital Reserve which accumulates funds to meet closure and post closure costs at the City's landfill site. Spending authority and control are provided by Council through specific approvals.

By the end of the year, the CFF had advanced \$59.5 million to the Capital Fund to finance specific capital projects. The interim financing will be repaid with interest from future operating savings or additional fees and service charges without impacting on the existing property taxation levels provided in the Operating Budget.

Sinking Fund

The Sinking Fund is a statutory requirement of the Vancouver Charter and provides for the retirement of the City's sinking fund debentures. The accumulation of annual principal installments collected through tax levies, together with interest earned, provide for retirement of principal at maturity. The Sinking Fund reserve for debt retirement at December 31, 2004 was \$163.4 million. Approximately \$27.3 million relates to internally held debt.

Surplus funds over and above those required to meet future debt maturities are transferred to the Revenue Fund. During 2004, the transfer was only \$0.1 million due to the trend of declining interest rates on temporary investments. The amount of the annual principal installments from the operating budget will have to be increased to meet future principal repayments that come due on sinking fund debenture maturities if interest rates persist at their current low levels or fall lower.

At the year end, the Sinking Fund held as investments \$80.2 million of City of Vancouver debentures.

Property Endowment Fund

The Property Endowment Fund (PEF) accounts for real estate properties not required for civic purposes including non-market housing sites, other residential and commercial properties and parking garages. The Fund is also a source of internal financing for civic projects. Specific Council approval is required for all property sales and purchases.

In 2004, the PEF spent \$30.9 million on capital assets compared to \$26.3 million in 2003. Of this amount, \$17.3 million was spent on the Gastown Parkade (Water Street and Cordova Street Parkades) with funding from the Parking Sites Reserve. \$7.5 million was spent on acquisition and renovations for non-market housing including the Granville Hotel and 1134 Burrard, funded partially by Development Cost Levies from the Capital Fund. Another \$6.1 million in properties were acquired for future strategic purposes such as assembly or development.

During the year, the PEF sold 6 properties including 2 parking sites to replenish the Parking Sites Reserve (\$13.3 million) and 3 sites surplus to the City's needs (\$4.1 million).

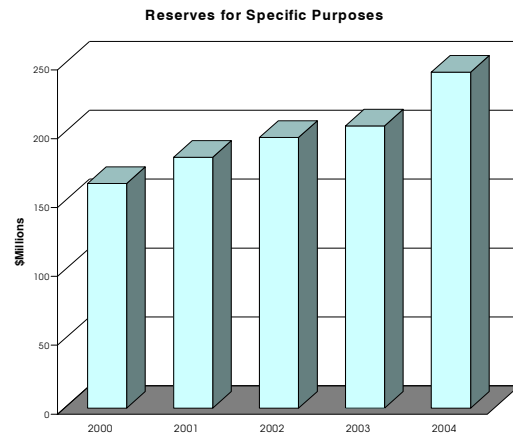
On an annual basis, \$7.0 million of the net revenue from operations is transferred to the Revenue Fund to support general operations. The PEF also financed \$1.9 million of administrative expenses in the Operating Budget. By the end of the year, the PEF had advanced \$16.8 million to the Capital Fund as financing for specific capital projects approved by Council outside the 2003-2005 Capital Plan. The interim financing will be repaid with interest from future operating savings, additional fees and service charges and within the existing property taxation level provided in the Operating Budget.

Reserves

Under legislative or Council authority, the City has established a number of specific purpose reserves. At the end of 2004, these reserves totalled \$383.4 million comprised of \$139.6 million of Sinking Fund reserve for external debt retirement and \$243.8 million of reserves set aside for other purposes.

The \$243.8 million of reserves represents an increase of \$38.5 million over 2004 or a 18.7% increase. The most significant changes were:

- The Solid Waste Capital Reserve increased by \$5.8 million to \$57.9 million as a result of surpluses from solid waste operations. This reserve is being accumulated to fund closure and post-closure costs at the City's landfill. Funds from the reserve will also be used to implement an automated garbage collection system over 2005 to 2007.
- The Plant and Equipment Reserve which funds the long term equipment replacement plan decreased by \$1.1 million to \$28.9 million. The reserve is funded by internal equipment rates and fixed provisions in the Operating Budget. The 2004 transfer to the reserve totalled \$15.8 million. Actual expenditures drawn on the reserve were \$16.9 million.
- The Community Amenities Reserve increased by \$11.4 million to \$30.8 million due mainly to a \$10.6 million payment by the Vancouver Convention Centre Expansion Project for the Arts Complex site.
- The Sewer and Water Utility Rate Stabilization Reserves increased by \$4.0 million to \$23.6 million as a result of surpluses from operations.
- The Parking Sites Reserve increased by \$2.1 million resulting from proceeds of sale of a downtown parking site (700 block Richards) for \$13.3 million and net parking revenues of \$3.8 million. The increase was offset by funding the redevelopment of the Gastown Parkade on Cordova and Water Streets (\$14.1 million) and other parking structures capital expenditures (\$0.9 million).
- Capital Facilities Reserve decreased by \$1.6 million to provide funding of \$0.5 million for each of Four Corners Bank, Mount Pleasant Neighbourhood House and property purchase for the Rapid Transit Station at VCC.
- Future Revenue Budgets Reserve increased by \$13.2 million to provide funding mainly for future payroll benefit obligations (\$7.6 million), future debt charges (\$2.5 million), Workers Compensation costs (\$1.0 million) and provision for reduction in rent in lieu payment pending sale of property (\$2.0 million).



Future Accounting and Reporting Changes

PSAB is developing new standards for the accounting and reporting of capital assets and in December 2004, released a Statement of Principles. The principles that will represent a departure from the current accounting policies of the City include:

- capital assets should be reported on the statement of financial position at amortized historical cost
- capital assets should be depreciated on the statement of operations.

The impact to the City will be a reduction in the carrying value of land from BC Assessment values to historical cost and the recording of depreciation of capital assets. Finalization of the accounting standards and their implementation is expected to take several years.

Conclusion

The City of Vancouver has continued to maintain a strong financial position going into 2005. The financial strength of the City reflects the careful attention to prudent financial management provided by Council and staff.

Respectfully submitted,

Estelle Lo
Director of Finance



KPMG LLP
Chartered Accountants
PO Box 10426 777 Dunsmuir Street
Vancouver BC V7Y 1K3
Canada

Telephone (604) 691-3000
Fax (604) 691-3031
Internet www.kpmg.ca

AUDITORS' REPORT TO THE MAYOR AND COUNCILLORS OF THE CITY OF VANCOUVER

We have audited the consolidated statement of financial position of the City of Vancouver (the "City") as at December 31, 2004 and the consolidated statements of financial activities and cash flows for the year then ended. These financial statements are the responsibility of the City's management. Our responsibility is to express an opinion on these financial statements based on our audit.

We conducted our audit in accordance with Canadian generally accepted auditing standards. Those standards require that we plan and perform an audit to obtain reasonable assurance whether the financial statements are free of material misstatement. An audit includes examining, on a test basis, evidence supporting the amounts and disclosures in the financial statements. An audit also includes assessing the accounting principles used and significant estimates made by management, as well as evaluating the overall financial statement presentation.

In our opinion, these consolidated financial statements present fairly, in all material respects, the financial position of the City as at December 31, 2004 and the results of its operations and its cash flows for the year then ended in accordance with Canadian generally accepted accounting principles. As required by the Vancouver Charter, we report that, in our opinion, these principles have been applied, to the consolidated financial statements, on a basis consistent with that of the preceding year.

Chartered Accountants

Vancouver, Canada

April 1, 2005

KPMG LLP, a Canadian limited liability partnership is the Canadian member firm of KPMG International, a Swiss cooperative.

CITY OF VANCOUVER
Consolidated Statement of Financial Position
As at December 31
(\$000s)

	2004	2003
		Restated Note 9(a)
FINANCIAL ASSETS		
Cash (Note 2)	\$ 66,638	\$ 36,819
Temporary investments (Note 2)	555,974	436,666
Accounts receivable and accrued interest (Note 3)	50,095	46,987
Local improvement receivable	18,614	19,735
Property taxes receivable	19,890	30,433
Lease agreement receivable (Note 10(f))	53,171	54,616
	<u>764,382</u>	<u>625,256</u>
PHYSICAL ASSETS		
Inventory	12,091	11,398
Capital assets (Note 4)	7,274,586	6,767,071
	<u>7,286,677</u>	<u>6,778,469</u>
	<u>\$ 8,051,059</u>	<u>\$ 7,403,725</u>
LIABILITIES		
Accounts payable and accrued liabilities (Note 3)	\$ 225,233	\$ 211,013
Mortgage and loan agreements (Note 10(f))	68,493	66,897
Long term debt (Note 6)	472,332	396,136
Deferred income	43,431	29,978
	<u>809,489</u>	<u>704,024</u>
MUNICIPAL EQUITY		
Equity in capital assets (Note 5)	6,726,096	6,299,132
Reserve for debt retirement (Note 6)	139,630	112,748
Reserves (Note 7)	243,754	205,281
Fund balances (Note 8)	232,887	169,045
Obligations to be funded from future revenue (Note 9)	(100,797)	(86,505)
	<u>7,241,570</u>	<u>6,699,701</u>
	<u>\$ 8,051,059</u>	<u>\$ 7,403,725</u>

Contingencies and commitments (Note 10)
See accompanying Notes to Consolidated Financial Statements

CITY OF VANCOUVER
Consolidated Statement of Financial Activities
Years Ended December 31
(\$000s)

	2004	2003
		Restated Note 9(a)
REVENUE		
Property taxes, penalties and interest	\$ 465,447	\$ 456,300
Water fees	61,412	58,360
Solid waste fees	36,970	35,592
Sewer fees	32,951	31,756
Other fees, rates and cost recoveries	262,039	223,172
Revenue sharing, grants and contributions	14,781	7,227
Investment income	21,470	21,098
Rental and lease income	37,782	36,346
Sale of property	17,722	9,479
	950,574	879,330
EXPENDITURES		
General government	131,715	129,523
Police protection	158,412	152,583
Fire protection	75,744	75,307
Engineering	110,256	123,606
Water utility	62,338	62,717
Solid waste	37,484	29,882
Sewer utility	72,417	71,128
Planning and development	58,725	61,001
Recreation and parks	136,079	88,434
Community and cultural services	70,291	68,440
	913,461	862,621
NET REVENUE	37,113	16,709
DEBT, TRANSFERS AND OTHER		
Debt		
Principal repayments	(26,111)	(26,629)
New issues	103,903	-
Net transfers to reserves	(65,355)	(34,258)
Change in obligations to be funded from future revenue	14,292	1,922
	26,729	(58,965)
CHANGE IN FUND BALANCES	63,842	(42,256)
FUND BALANCES (Note 8)		
Beginning of year	169,045	211,301
End of year	\$ 232,887	\$ 169,045

See accompanying Notes to Consolidated Financial Statements

CITY OF VANCOUVER
Consolidated Statement of Cash Flows
Years Ended December 31
(\$000s)

	2004	2003
		Restated Note 9(a)
CASH PROVIDED BY (USED IN):		
Operations		
Net revenue	\$ 37,113	\$ 16,709
Change in non-cash items	34,222	6,138
	71,335	22,847
Financing		
Debt issued	103,903	-
Debt repayments	(26,111)	(26,629)
	77,792	(26,629)
Investing		
Net purchase of temporary investments	(119,308)	(39,436)
NET INCREASE (DECREASE) IN CASH	29,819	(43,218)
CASH		
Beginning of year	36,819	80,037
End of year	\$ 66,638	\$ 36,819

See accompanying Notes to Consolidated Financial Statements.

NOTES TO CONSOLIDATED FINANCIAL STATEMENTS (000's) Year Ended December 31, 2004

The City of Vancouver was incorporated in 1886 and is governed by the Vancouver Charter, a private bill consented to by the Legislative Assembly of the Province of British Columbia.

1. SIGNIFICANT ACCOUNTING POLICIES

(a) Basis of Presentation

The consolidated financial statements of the City have been prepared, in all material respects, in accordance with Canadian generally accepted accounting principles for local governments as recommended by the Public Sector Accounting Board (PSAB) of the Canadian Institute of Chartered Accountants (CICA).

(b) Reporting Entity

The consolidated financial statements reflect the assets, liabilities, Revenue, expenditures, and changes in fund balances of all funds of the reporting entity. The reporting entity is comprised of all the organizations that are accountable for the administration of their financial affairs and resources to Council and that are owned or controlled by the City. Inter-fund and inter-corporate balances and transactions have been eliminated. The entities included are as follows:

Outside Boards

Parks & Recreation	Vancouver Police
Vancouver Public Library	Vancouver Civic Theatres

Owned/Controlled Entities

Hastings Institute Inc.	Vancouver Civic Development Corporation
Harbour Park Development Ltd.	City of Vancouver Public Housing Corporation
Parking Corporation of Vancouver	Pacific National Exhibition

On January 1, 2004 the Province of British Columbia transferred the ownership and management of the Pacific National Exhibition (PNE) to the City.

Also included in these statements are certain assets owned by the City that are managed by the following organizations:

Vancouver Art Gallery Society	H.R. MacMillan Space Centre
Vancouver Museum	Vancouver Maritime Museum

(c) Fund Accounting

The resources and operations of the City are comprised of the funds listed below. Supporting schedules to the consolidated financial statements are included to show the financial activities and balance of each fund.

Capital

Accounts for capital expenditures supporting civic infrastructure and holds all properties required for civic use and the related long term debt.

Revenue

Accounts for revenue and expenditures for the general operations of the City including sewer, solid waste and water utilities.

Property Endowment

Accounts for properties not required for civic use which are leased to third parties, or held for, or are being developed for resale or lease.

Sinking

Accounts for the accumulation of installments generated from tax levies in accordance with the actuarial requirements for the retirement of sinking fund debt at maturity.

Capital Financing

Accounts for funds designated for the financing of capital works, for the acquisition of the City's debentures and for funds set aside for the City's solid waste disposal program.

1. SIGNIFICANT ACCOUNTING POLICIES - continued

(d) Basis of Accounting

- (i) Revenue is recorded in the period in which the transactions or events that gave rise to the revenue occur. Amounts that have been received in advance of services being rendered are recorded as deferred revenue until the City discharges the obligations that led to the collection of funds.
- (ii) Expenditures are recorded in the period in which the goods or services are acquired and a liability is incurred.
- (iii) Inventory of supplies and materials are valued at cost with allowances made for obsolete stock. Cost is determined on a moving average basis.
- (iv) The preparation of financial statements in accordance with Canadian generally accepted accounting principles requires management to make estimates and assumptions that affect the reported amounts of assets and liabilities, the disclosure of contingent assets and liabilities and the reported amounts of revenue and expenditures during the reporting period. Actual results will depend on future economic events and could differ from the estimates. Adjustments, if any, will be reflected in the period of settlement or upon a change in the estimate.

(e) Capital Assets

- (i) Capital Fund (for civic use)

Capital assets purchased or constructed and work-in-progress are reported as capital expenditures in the period the expenditures are incurred. Government contributions for the acquisition of capital assets are reported as capital revenue and do not reduce the related capital costs.

Capital assets are recorded in the Capital Fund on the following basis:

Land - At 'actual' value for assessment purposes as determined annually by the B.C. Assessment Authority. Crown land properties beneficially owned by the City are recorded at assessed value.

Waterworks and engineering assets – At cost less accumulated depreciation. Depreciation is provided at varying rates determined by the City Engineer and is reflected as a reduction in the City's equity in capital assets.

Buildings - at cost.

Plant and equipment - at cost.

Artworks and artifacts - at estimated and/or insured values.

- (ii) Property Endowment Fund (for sale or lease)

Capital assets are recorded in the Property Endowment Fund on the following basis:

Land - At 'actual' value for assessment purposes as determined annually by the B.C. Assessment Authority. The development costs incurred are charged against equity to reflect their contribution to the increases in the 'actual' value of land.

Buildings - At cost less accumulated depreciation of \$37.7 million (2003 - \$34.5 million). Depreciation is charged against Equity in Capital Assets on a 5% straight-line basis on the buildings on parking sites, and on a 5% declining balance basis on leased buildings.

Equipment - At cost less accumulated depreciation of \$2.4 million (2003 - \$1.9 million). Depreciation is calculated on a 30% declining balance basis and is charged to Equity in Capital Assets.

Property subject to sale option - At option price. The land parcel is subject to purchase by the lessee at a minimum value of \$8.4 million (with an expiry date of July 31, 2005).

(f) Reserves for Future Expenditures

Reserves are established at the discretion of Council to set aside funds for future operating and capital expenditures. Transfers to and from reserves are reflected as an adjustment to the respective fund.

(h) Comparative Figures

Certain of the 2003 figures have been reclassified to conform to current year presentation.

NOTES TO CONSOLIDATED FINANCIAL STATEMENTS (000's) CONTINUED
Year Ended December 31, 2004

2. CASH AND TEMPORARY INVESTMENTS

Cash includes short-term investments with maturity dates within 90 days of acquisition. Temporary investments are comprised of money market instruments, term deposits, bankers acceptances and federal and provincial bonds with maturity dates greater than 90 days after acquisition. Investments are recorded at cost, adjusted for amortization of premiums or discounts.

	2004	2003
Cash	\$ 8,858	\$ 15,217
Short-term investments (Maturity date within 90 days)	57,780	21,602
	<u>66,638</u>	<u>36,819</u>
Temporary investments (Maturity date greater than 90 days)	555,974	436,666
Total cash and investments	<u>\$ 622,612</u>	<u>\$ 473,485</u>
Market Value of total cash and investments	<u>\$ 629,439</u>	<u>\$ 479,129</u>

3. ACCOUNTS RECEIVABLE AND ACCOUNTS PAYABLE

	2004	2003
Accounts receivable and accrued interest		Restated Note 9(a)
Accrued interest	\$ 9,227	\$ 5,994
Utility receivables	11,638	12,892
Employee advances	3,039	3,256
Rental and lease receivables	6,294	1,704
Trade and other receivables	22,138	25,160
	<u>52,336</u>	<u>49,006</u>
Valuation allowance	(2,241)	(2,019)
	<u>\$ 50,095</u>	<u>\$ 46,987</u>
Accounts payable and accrued liabilities		
Payroll liabilities	\$ 22,738	\$ 33,595
Advance deposits and receipts	50,866	42,682
Future obligations (Note 9)	100,797	86,505
Trade and other liabilities	50,832	48,231
	<u>\$ 225,233</u>	<u>\$ 211,013</u>

NOTES TO CONSOLIDATED FINANCIAL STATEMENTS (000's) CONTINUED
Year Ended December 31, 2004

4. CAPITAL ASSETS

	Capital Fund	Property Endowment Fund	2004 Total	2003 Total
Land				
- in civic use	\$ 3,964,533	\$ -	\$ 3,964,533	\$ 3,660,697
- under long-term lease	-	771,725	771,725	693,894
- for sale, lease or development	-	439,569	439,569	406,386
Buildings	401,831	80,057	481,888	456,020
Property subject to sale option	-	8,365	8,365	8,365
Leasehold interests	25,319	3,600	28,919	28,934
Engineering assets	866,400	-	866,400	832,517
Waterworks	304,047	-	304,047	295,748
Plant, equipment, artworks and artifacts	389,031	1,958	390,989	372,637
	<u>\$ 5,951,161</u>	<u>\$ 1,305,274</u>	7,256,435	6,755,288
City of Vancouver Public Housing Corporation *			11,099	11,783
Pacific National Exhibition*			7,052	-
Total			<u>\$ 7,274,586</u>	<u>\$ 6,767,071</u>

* At cost less depreciation

5. EQUITY IN CAPITAL ASSETS

	2004	2003
Capital expenditures	\$ 160,568	\$ 175,084
Debt issued	(103,903)	-
Debt principal repayments	26,111	26,629
Disposals	(14,274)	(12,644)
Depreciation	(46,702)	(42,765)
Increase in assessed values	408,162	228,974
Capital grants	(1,554)	(820)
Lease receivable payments	(1,444)	(2,320)
Change in equity in capital assets	<u>426,964</u>	<u>372,139</u>
Balance, beginning of year	6,299,132	5,926,993
Balance, end of year	<u>\$ 6,726,096</u>	<u>\$ 6,299,132</u>

NOTES TO CONSOLIDATED FINANCIAL STATEMENTS (000's) CONTINUED
Year Ended December 31, 2004

6. LONG TERM DEBT

Debenture debt is shown at its face amount. The City does not carry debt issued by other organizations.

Maturing In	General *	Local Improvements	Total
2005	\$ 26,306	\$ 2,567	\$ 28,873
2006	127,400	2,412	129,812
2007	28,650	2,180	30,830
2008	19,410	1,980	21,390
2009	160,295	1,760	162,055
Thereafter	171,310	8,242	179,552
Total	533,371	19,141	552,512
Internally held	(61,039)	(19,141)	(80,180)
Net external debt	\$ 472,332	\$ -	\$ 472,332

* General including Waterworks

The rates of interest payable on the principal amount of the debentures range from 2.25% to 10.50% per annum. The average rate on interest on total debt to maturity is 5.47%. Total interest paid in 2004 on externally held debt amounted to \$26.2 million (2003 - \$25.6 million). All debentures are payable in Canadian funds.

Reserve for debt retirement at December 31, 2004 amounted to \$139.6 million (2003 - \$112.7 million).

7. RESERVES

These amounts are set aside by Council resolution for specific purposes:

	2003	Change During Year	2004
Plant and Equipment	\$ 30,028	(\$1,108)	\$ 28,920
Water and Sewer Utility Rate Stabilization	19,682	3,967	23,649
Self-insurance	17,278	(275)	17,003
Community Amenities	19,408	11,356	30,764
Capital Facilities	9,668	(1,562)	8,106
Childcare Endowment	4,076	792	4,868
Park Board	1,878	324	2,202
Library	2,130	646	2,776
Emerging Neighbourhood	4,010	154	4,164
Civic Theatres	2,270	-	2,270
Parking Sites	2,467	2,051	4,518
Solid Waste Capital	52,131	5,784	57,915
Mortgage Debenture Retirement	1,948	62	2,010
Art Gallery Operations	3,574	-	3,574
Outstanding Commitments	5,482	1,671	7,153
Future Revenue Fund Budgets	12,561	13,231	25,792
Affordable Housing	3,572	646	4,218
Pacific National Exhibition	2,694	(445)	2,249
Hastings Park	1,833	750	2,583
Other	8,591	429	9,020
	\$ 205,281	\$ 38,473	\$ 243,754

NOTES TO CONSOLIDATED FINANCIAL STATEMENTS (000's) CONTINUED
Year Ended December 31, 2004

8. FUND BALANCES

	2003	Change During Year	2004
Revenue Fund	\$ 8,044	\$ 1,198	\$ 9,242
Capital Fund	(41,732)	55,241	13,509
Capital Financing Fund	164,520	6,204	170,724
Sinking Fund	551	(551)	-
Property Endowment Fund	91,552	(2,792)	88,760
Harbour Park Development Ltd.	20	(1)	19
Vancouver Civic Development Corp.	8,705	267	8,972
Hastings Institute Inc.	143	22	165
Pacific National Exhibition	-	(3,073)	(3,073)
City of Vancouver Public Housing Corporation	(235)	24	(211)
	<u>231,568</u>	<u>56,539</u>	<u>288,107</u>
Adjustment for internally-held debt on consolidation	(62,523)	7,303	(55,220)
	<u>\$ 169,045</u>	<u>\$ 63,842</u>	<u>\$ 232,887</u>

9. OBLIGATIONS TO BE FUNDED FROM FUTURE REVENUE

The following amounts are included in Accounts payable and accrued liabilities:

	2004	2003
Deferred payroll costs	\$ 68,883	\$ 62,800
Accrued interest on long term debt	12,407	11,678
Landfill closure and post-closure	19,507	12,027
	<u>\$ 100,797</u>	<u>\$ 86,505</u>

(a) Deferred Payroll Costs

Effective January 1, 2004, the City adopted the recommendations under Section PS 3255 of the CICA Public Sector Accounting Board Handbook for post-employment benefits.

Employees are entitled to earned benefits related to non-vested accumulating sick leave, sick leave gratuity and full vacation entitlement at retirement. Employees may also defer current vacation entitlements. The liability and expense for these post-employment benefits and compensated absences is recognized in the financial statements in the period in which employees render services and on the basis that the benefits are expected to be provided when the employees are no longer providing active service.

As well, certain employees are entitled to income continuation benefits under long term disability plans. The City recognizes a liability and expense for these post-employment benefits in the period when the event occurs that obligates the City to provide the benefit.

The City had previously reported a liability and expense for sick leave gratuity and deferred vacation valued at management's best estimates which was based on the vested benefits at year end, past experience and assumptions about retirements, wage and salary increases, employee turnover and rates of return. In 2004, the City has accrued future benefit obligations for all post-employment benefits using the projected benefits method prorated on service.

The liabilities reported in 2004 are based on an actuarial valuation as at December 31, 2003 using the following valuation assumptions:

	2003	2004
Discount rate	5.25%	5.00%
Inflation rate	2.00%	2.00%
Rate of compensation increase	3.08% to 5.00%	3.08% to 5.00%

NOTES TO CONSOLIDATED FINANCIAL STATEMENTS (000's) CONTINUED
Year Ended December 31, 2004

9. OBLIGATIONS TO BE FUNDED FROM FUTURE REVENUE - continued

(a) Deferred Payroll Costs - continued

Employee benefit liabilities as at December 31 are as follows:

	2004	2003
Sick leave gratuity	\$ 17,712	\$ 14,247
Deferred vacation	12,136	11,092
Non-vested accumulating sick leave	18,040	17,324
Long term disability	9,981	9,828
Other post-employment benefits	10,895	10,309
	<u>68,764</u>	<u>62,800</u>
Unamortized actuarial gain	119	-
	<u>\$ 68,883</u>	<u>\$ 62,800</u>

The continuity of the City's employee benefit liabilities are as follows:

	2004	2003
Beginning of year	\$ 62,800	\$ 61,860
Current service cost	8,003	2,120
Interest cost	3,463	1,983
Actual benefits paid	(5,383)	(3,163)
End of year	<u>\$ 68,883</u>	<u>\$ 62,800</u>

The change in accounting policy as it relates to non-vested accumulating sick leave, income continuation, statutory holiday banks, full vacation at retirement and non-contributory pension service buyback has been applied retroactively and has increased amounts previously reported for accounts payable and accrued liabilities and decreased amounts previously reported for municipal equity as follows:

	Adjustments to Opening Balances	
	2004	2003
Municipal equity as previously reported	\$ 6,737,162	\$ 6,373,398
Decrease to reflect change in accounting for future benefit obligations	(37,461)	(35,916)
Municipal equity as restated	<u>\$ 6,699,701</u>	<u>\$ 6,337,482</u>

The change in accounting policy resulted in an increase of \$1.5 million over expenditures previously reported for 2003 and an additional \$2.5 million of expenditures in 2004 over the amount that would have been reported under the policy previously in place.

The impact on the previously reported future benefit obligation liability for sick leave gratuity and deferred vacation entitlement as a result of the change in the method used to estimate the liability has been treated as a change in accounting estimate and accounted for in the financial results of 2004.

The City manages the payment of these future payroll obligations as they come due in the current Operating Budget. The City has also provided funding of \$14.3 million (\$6.7 million in 2003) in a reserve.

NOTES TO CONSOLIDATED FINANCIAL STATEMENTS (000's) CONTINUED
Year Ended December 31, 2004

9. OBLIGATIONS TO BE FUNDED FROM FUTURE REVENUE

(b) Landfill Closure and Post-Closure Costs

The City has agreed with the Ministry of Environment Lands and Parks to assume certain obligations in order to obtain the Operating Certificate for its landfill site. Those obligations include closure and post-closure liability. The present value of the City's estimated future liability for these expenditures is recognized as the landfill site's capacity is used and the reported liability of \$19.5 million (2002 - \$12.0 million) represents the portion of the estimated total expenditure recognized as at December 31, 2004. This liability and annual expenditure is calculated based on the ratio of utilization to total capacity of the site and the discounted estimated future cash flows associated with closure and post-closure activities. The discount rate used in 2004 was 5% compared to 7% in 2003 which resulted in an increase in the liability of \$3.8 million.

The reported liability is based on estimates and assumptions with respect to events extending over the remaining life of the landfill. The remaining capacity of the landfill site is estimated at 17.3 million tonnes, which is 56% of the site's total capacity. The landfill site is expected to reach its capacity in 2042. At December 31, 2004, the discounted future cash flows for closure and post-closure cost is estimated at \$51.2 million and includes \$8.5 million increased costs for the closure of the western 40 hectares of the landfill.

In accordance with an agreement between the City and the Greater Vancouver Sewerage and Drainage District, the City is responsible for 87% of the overall liability for closure and post-closure costs. The City has provided a reserve to fund future landfill capital expenditure and waste diversion programs with a balance as at December 31, 2004 of \$57.9 million (2003 - \$52.1 million).

10. CONTINGENCIES AND COMMITMENTS

(a) Contingent Liability for Debentures Issued by Others

The City is contingently liable in respect of debentures of the Greater Vancouver Water District, the Greater Vancouver Sewerage and Drainage District and the Greater Vancouver Regional District.

(b) Collection of Taxes on Behalf of Other Taxing Authorities

The City is obligated to collect and transmit the tax levies of the following bodies. Such levies are not included in the revenue of the City.

Provincial Government – Schools	British Columbia Assessment Authority
Greater Vancouver Regional District	Municipal Finance Authority
Greater Vancouver Transportation Authority	

(c) Municipal Pension Plan

The City and its employees contribute to the Municipal Pension Plan (the Plan), a jointly trusted pension plan. The Board of Trustees, representing plan members and employers, is responsible for overseeing the management of the Plan, including investment of the assets and administration of the Plan. The Plan is a multi-employer contributory defined benefit pension plan with about 130,000 active members and approximately 45,000 retired members. Active members include approximately 29,000 contributors from local governments.

Every three years an actuarial valuation is performed to assess the financial position of the Plan and the adequacy of plan funding. The most recent valuation as at December 31, 2003 indicated an unfunded liability of \$789 million. The next valuation will be as at December 31, 2006 with results available in 2007. The actuary does not attribute portions of the surplus to individual employers. The City paid \$34.3 million during 2004 (2003 - \$31.7 million) for employer contributions to the Plan. The employees' contributions during 2004 amounted to \$25.5 million (2003 - \$23.1 million).

(d) Contingent Legal Liabilities

As at December 31, 2004, there were various legal claims pending against the City arising in the ordinary course of its operations. The City has made provision for certain uninsured claims in its self-insurance liability reserve, but has made no specific provision for those where the outcome is presently indeterminable.

(e) Property Assessment Appeals

As at December 31, 2004, there were various assessment appeals pending with respect to properties. The outcome of those appeals may result in adjustments to property taxes receivable for the current and prior years. The City makes an annual provision against property taxes receivable for the impact of appeals including specific provision where the results of an appeal are reasonably determinable, and general provision for those where the outcome is presently indeterminable.

NOTES TO CONSOLIDATED FINANCIAL STATEMENTS (000's) CONTINUED
Year Ended December 31, 2004

10. CONTINGENCIES AND COMMITMENTS - Continued

(f) Mortgage and Lease Agreements

Principal payments on mortgages over the next five years and thereafter are as follows:

2005	\$	4,013
2006		3,331
2007		2,510
2008		8,996
2009		2,333
Thereafter		47,310
	\$	<u>68,493</u>

Outstanding mortgages include \$54.2 million on the Library Square Project due on January 14, 2021. Interest at 9.875% per annum is compounded semi-annually with monthly repayments of principal and interest. The debentures are secured by a first charge on the land and any proceeds from the sale of the land on which the office building is situated, the office building and any improvements to it including machinery, plant and equipment, and any proceeds of the lease of the office building.

The City has executed a 25-year lease of the Library Square office building with the Federal Government which commenced April 30, 1995. Annual lease payments of \$6.7 million will fully offset debenture principal and interest payments. The lease provides options to purchase the office building at the end of the 10th and 20th years and at the end of the lease term. The balance of the lease receivable is \$53.2 million (2003 - \$54.6 million).

The City has \$10.8 million (2003 - \$11.2 million) in mortgages payable to Canada Mortgage and Housing Corporation for 5 non-market housing projects. Interest rates range from 4.24 % to 8.0% with maturity dates from February 1, 2006 to December 1, 2027.

(g) Loan Guarantee

The City has guaranteed a \$12.0 million line of credit for the Pacific National Exhibition effective January 1, 2005 for a period of one year.

(h) Property Acquisition

On March 9, 2004, Council approved a 4-year agreement for the City to act as a backup to a property acquisition. The agreement commits the City to purchase the property from the original purchaser at the original purchase price of \$24.5 million plus up to \$5.0 million for site development and remediation costs, if for any reason the original purchaser is unable to proceed with their proposed development.

11. TRUST FUNDS

Certain assets have been conveyed or assigned to the City to be administered as directed by agreement or statute. The City holds the assets for the benefit of, and stands in fiduciary relationship to, the beneficiary. The following trust funds and assets are excluded from the City's financial statements:

	<u>2004</u>	<u>2003</u>
Vancouver Agreement	\$9,296	\$10,244
Cemetery Perpetual Care	3,050	2,977
Atrium	285	294
General	325	315
	<u>\$ 12,956</u>	<u>\$ 13,830</u>

The Vancouver Agreement is an urban development agreement between the Governments of Canada, British Columbia and the City to facilitate sustainable economic, social and community development in the City. The Province of British Columbia contributed \$10 million in 2003 and \$3.3 million in 2004 for the implementation of a number of social strategies under the direction of the Vancouver Agreement Policy Committee.

12. EXPENDITURES BY OBJECT

	<u>2004</u>	<u>2003</u>
Wages, salaries and benefits	\$542,991	\$522,320
Contract services	71,073	99,212
Supplies, material and equipment	273,237	215,537
Debt charges	26,160	25,552
	<u>\$ 913,461</u>	<u>\$ 862,621</u>



KPMG LLP
Chartered Accountants
PO Box 10426 777 Dunsmuir Street
Vancouver BC V7Y 1K3
Canada

Telephone (604) 691-3000
Fax (604) 691-3031
Internet www.kpmg.ca

AUDITORS' REPORT TO THE MAYOR AND COUNCILLORS OF THE CITY OF VANCOUVER

We have audited and reported separately herein on the consolidated financial statements of the City of Vancouver as at and for the year ended December 31, 2004.

Our audit was conducted for the purpose of forming an opinion on the consolidated financial statements of the City taken as a whole. The current year's supplementary information included in the following Schedules of Financial Activities of the Revenue Fund, Capital Fund, Capital Financing Fund, Sinking Fund, Property Endowment Fund and Utilities is presented for the purposes of additional analysis and is not a required part of the consolidated financial statements. Such supplementary information has been subjected to the auditing procedures applied in the audit of the consolidated financial statements and, in our opinion, is fairly stated in all material respects in relation to the consolidated financial statements taken as a whole.

Chartered Accountants

Vancouver, Canada

April 1, 2005

KPMG LLP, a Canadian limited liability partnership is the Canadian member firm of KPMG International, a Swiss cooperative.

CITY OF VANCOUVER
Revenue Fund
Schedule of Financial Activities
Years Ended December 31
(\$000s)

	2004 Budget	2004	2003
			Restated Note 9(a)
REVENUE			
Property taxes, penalties and interest	\$ 476,703	\$ 465,447	\$ 456,300
Water fees	61,760	61,412	58,360
Solid waste fees	33,058	36,970	35,592
Sewer fees	32,214	32,951	31,756
Other fees, rates and cost recoveries	146,072	159,468	155,277
Revenue sharing, grants and contributions	6,337	14,077	6,411
Investment income	10,850	11,376	11,348
Rental and lease income	21,159	23,953	23,768
	<u>788,153</u>	<u>805,654</u>	<u>778,812</u>
EXPENDITURES			
General government	79,353	74,605	72,329
Police protection	151,484	153,684	150,715
Fire protection	75,016	75,295	74,145
Engineering	60,084	65,331	62,193
Water utility	44,848	44,495	41,379
Solid waste	28,574	37,484	29,883
Sewer utility	48,715	49,108	47,238
Planning and development	61,418	58,725	60,999
Recreation and parks	81,237	80,642	79,355
Community and cultural services	56,192	57,321	56,011
	<u>686,921</u>	<u>696,690</u>	<u>674,247</u>
NET REVENUE	<u>101,232</u>	<u>108,964</u>	<u>104,565</u>
DEBT, TRANSFERS AND OTHER			
Debt principal repayments	(27,734)	(27,734)	(26,933)
Transfers			
Net transfers to other funds	(48,189)	(74,199)	(63,422)
Net transfers to reserves	(25,309)	(20,044)	(12,593)
Change in obligations to be funded from future revenue	-	14,211	(1,266)
	<u>(101,232)</u>	<u>(107,766)</u>	<u>(104,214)</u>
CHANGE IN FUND BALANCE	-	1,198	351
FUND BALANCE			
Beginning of year	8,044	8,044	7,693
End of year	<u>\$ 8,044</u>	<u>\$ 9,242</u>	<u>\$ 8,044</u>

CITY OF VANCOUVER
Capital Fund
Schedule of Financial Activities
Years Ended December 31
(\$000s)

	2004	2003
REVENUE		
Fees, charges and recoveries	\$ 48,290	\$ 48,444
Grants and contributions	704	816
Property sale	505	2,633
	49,499	51,893
EXPENDITURES		
Capital expenditures		
General government	6,811	14,200
Police protection	4,728	1,868
Fire protection	449	1,162
Engineering	47,292	63,953
Sewer utility	24,487	25,195
Water utility	19,021	22,673
Recreation and parks	13,861	9,404
Community and cultural services	10,520	8,587
	127,169	147,042
NET EXPENDITURES	(77,670)	(95,149)
DEBT AND TRANSFERS		
Debt issued	101,388	2,146
Transfers		
Net transfers to reserves	(10,322)	(1,500)
Net transfers from other funds	41,845	33,636
	132,911	34,282
CHANGE IN FUND BALANCE	55,241	(60,867)
FUND BALANCE		
Beginning of year	(41,732)	19,135
End of year	\$ 13,509	\$ (41,732)

CITY OF VANCOUVER
Capital Financing Fund
Schedule of Financial Activities
Years Ended December 31
(\$000s)

	<u>2004</u>	<u>2003</u>
REVENUE		
Investment income	\$ 4,935	\$ 4,884
TRANSFERS		
Net transfer from other funds	7,171	6,594
Net transfer to reserves	<u>(5,902)</u>	<u>(4,875)</u>
	<u>1,269</u>	<u>1,719</u>
CHANGE IN FUND BALANCE	6,204	6,603
FUND BALANCE		
Beginning of year	<u>164,520</u>	<u>157,917</u>
End of year	<u>\$ 170,724</u>	<u>\$ 164,520</u>

CITY OF VANCOUVER
Sinking Fund
Schedule of Financial Activities
Years Ended December 31
(\$000s)

	2004	2003
REVENUE AND EXPENDITURES		
Investment income	\$ 7,139	\$ 6,841
Administration expenses	74	75
	7,065	6,766
DEBT AND TRANSFERS		
Debt repayments	(35)	(45,032)
Transfers		
Net transfer from Revenue Fund	25,330	27,069
Net transfer (to) from reserves	(32,911)	9,792
	(7,616)	(8,171)
CHANGE IN FUND BALANCE	(551)	(1,405)
FUND BALANCE		
Beginning of year	551	1,956
End of year	\$ -	\$ 551

CITY OF VANCOUVER
Property Endowment Fund
Schedule of Financial Activities
Years Ended December 31
(\$000s)

	2004			2003
	Revenue	Expenses	Net	Net
OPERATIONS				
Rental and leases	\$ 12,547	\$ 4,610	\$ 7,937	\$ 8,529
Parking	15,854	11,915	3,939	3,556
Water moorage	869	418	451	381
Property sales	17,217	493	16,724	6,319
	\$ 46,487	\$ 17,436	29,051	18,785
Interest income			2,765	3,364
Miscellaneous income			542	545
			32,358	22,694
Expenses				
Administration			1,602	1,558
Capital expenditures			30,889	26,314
Other operating			309	151
			32,800	28,023
NET EXPENDITURES			(442)	(5,329)
TRANSFERS				
Debt principal repayments			-	(2,002)
Net transfer (to) from reserves			(2,205)	10,343
Transfer to Revenue Fund			(7,000)	(7,000)
Net transfer from other funds			6,855	3,123
			(2,350)	4,464
CHANGE IN FUND BALANCE			(2,792)	(865)
FUND BALANCE				
Beginning of year			91,552	92,417
End of year			\$ 88,760	\$ 91,552

CITY OF VANCOUVER
Utilities
Schedule of Financial Activities *
Years Ended December 31
(\$000s)

	2004	2003
SOLID WASTE UTILITY		Restated Note 9(a)
REVENUE		
Fees and service charges	\$ 36,970	\$ 35,592
EXPENDITURES AND TRANSFERS		
Garbage collection and disposal	8,392	8,073
Recycling	4,729	4,886
Composting	3,479	3,333
Commercial	12,723	12,233
Management and solid waste levy	681	184
Post closure costs	7,480	1,174
	37,484	29,883
Transfers from other funds	(7,732)	(894)
Transfer to reserves	7,218	6,603
	\$ 36,970	\$ 35,592
WATER UTILITY		
REVENUE		
Fees and service charges	\$ 61,412	\$ 58,360
EXPENDITURES AND TRANSFERS		
Purchase of water	29,289	26,149
Water debt charges	8,472	9,451
Operations	6,734	5,778
	44,495	41,378
Debt principal repayments	6,619	6,416
Transfer to Sinking Fund	7,135	8,328
Transfer to reserves	3,163	2,238
	\$ 61,412	\$ 58,360
SEWER UTILITY		
REVENUE		
Fees and service charges	\$ 32,951	\$ 31,757
Contribution from property taxes	32,341	31,208
	\$ 65,292	\$ 62,965
EXPENDITURES AND TRANSFERS		
Contribution to Joint Sewerage Board	36,845	36,090
Sewer debt charges	7,065	7,745
Operations	5,198	3,402
	49,108	47,237
Debt principal repayments	6,188	5,996
Transfer to Sinking Fund	5,462	6,416
Transfer to reserves	4,534	3,316
	\$ 65,292	\$ 62,965

* These amounts have been reported as part of the Revenue Fund Schedule of Financial Activities.

**CITY OF VANCOUVER
SCHEDULE OF DEBTS – GENERAL (\$000's)**

As at December 31, 2004

<u>Bylaw</u>	<u>Maturity Date & Purpose</u>	<u>Rate</u>	<u>Term (Years)</u>	<u>Debenture Outstanding</u>	<u>Sinking Fund Reserve Balance</u>
7506	(3) January 11, 2006	7.500	10		
	Communications			1,200	955
	Emergency operations			4,834	3,848
	Parks			5,090	4,052
	Roads, walks streets and lanes			39,260	31,252
	Sewers			20,267	16,133
	Waterworks			29,349	23,362
				<u>100,000</u>	<u>79,602</u>
7811	(3) October 31, 2007	5.500 to 5.750	10		
	Communications			664	-
	Emergency operations			96	-
	Fire protection			3,151	-
	Infrastructure			892	-
	Parks			6,652	-
	Pedestrian/cycling facilities			3,420	-
	Sewers			7,387	-
	Street lighting			901	-
	Waterworks			5,344	-
				<u>28,507</u>	<u>-</u>
8042*	(1) July 12, 2009	5.900	10		
	Parks			5,000	2,247
	Roads, walks streets and lanes			15,000	6,745
	Sewers			20,000	8,993
	Waterworks			20,000	8,993
				<u>60,000</u>	<u>26,978</u>
8077	(3) October 7, 2009	6.000	10		
	Roads, walks streets and lanes			46,533	20,680
	Sewers			11,417	5,074
	Waterworks			22,050	9,799
				<u>80,000</u>	<u>35,553</u>
8269*	(1) December 14, 2010	6.000	10		
	Roads, walks streets and lanes			1,038	357
				<u>1,038</u>	<u>357</u>
			Carried Forward	<u>\$269,545</u>	<u>\$142,490</u>

* Held Internally

Payable at

- (1) City Treasurer's Office, Vancouver
- (2) Government of Canada, Ottawa
- (3) Canadian Depository for Securities Ltd. Toronto
- (4) Royal Bank of Canada (London, Suisse); Barclays Bank PLC; The Industrial Bank of Japan (Luxembourg) S.A.; Internationale Nederlanden Bank (Belgium) S.A.; Bank of Montreal (Vancouver).

**CITY OF VANCOUVER
SCHEDULE OF DEBTS – GENERAL (\$000's)**

As at December 31, 2004

<u>Bylaw</u>	<u>Maturity Date & Purpose</u>	<u>Rate</u>	<u>Term (Years)</u>	<u>Debenture Outstanding</u>	<u>Sinking Fund Reserve Balance</u>
			Carried Forward	\$269,545	\$142,490
8295	(3) February 21, 2011	5.850	10		
	Infrastructure			2,238	585
	Parks			13,858	3,622
	Pedestrian/cycling facilities			1,678	439
	Public works/fire facilities			10,600	2,770
	Roads, walks streets and lanes			2,382	623
	Sewers			17,015	4,448
	Street lighting/communication/undergrounding			857	224
	Street lighting/communications			4,476	623
	Street lighting			2,384	1,170
	Transit /safety improvements			6,162	1,611
	Waterworks			18,350	4,796
				<u>80,000</u>	<u>20,911</u>
8460	(4) April 17, 2012	3.500	10		
	Local area improvement			4,982	-
	Parks			5,864	-
	Pedestrian/cycling facilities			3,351	-
	Public works/fire facilities			6,074	-
	Sewers			25,132	-
	Street lighting			5,445	-
	Street/bridge infrastructure			924	-
	Transit /safety improvements			6,870	-
	Waterworks			25,132	-
				<u>83,774</u>	<u>-</u>
8808	(4) March 16, 2014	2.250 to 4.650	10		
	Civic facilities			500	-
	Local area improvement			6,131	-
	Parks			9,202	-
	Pedestrian/cycling facilities			5,767	-
	Public works/fire facilities			1,128	-
	Sewers			32,060	-
	Street lighting			2,382	-
	Street/bridge infrastructure			4,182	-
	Transit /safety improvements			8,305	-
	Waterworks			30,343	-
				<u>100,000</u>	<u>-</u>
4214	(2) December 15, 2005	5.375	40		
	Waterworks			38	-
4221	(2) February 1, 2006	5.250	40		
	Waterworks			2	-
4236	(2) May 1, 2006	5.375			
	Waterworks			12	-
			Total	<u>\$533,371</u>	<u>\$163,401</u>

**CITY OF VANCOUVER
SCHEDULE OF DEBTS – LOCAL IMPROVEMENT (\$000's)**

As at December 31, 2004

Property Owners' Share

Bylaw	Maturity Date	Purpose	Rate	Term (Yr)	Debt Balance
6680	June 20 2005	Beautification	10.500	15	6
6681	June 20 2005	Lane paving, speed ramps, sidewalks & curbs	10.500	15	322
6848	June 19 2006	Lane paving, speed ramps, sidewalks & curbs	10.000	15	668
6849	June 19 2006	Beautification	10.000	15	68
6990	June 17 2007	Lane paving, speed ramps, sidewalks & curbs	9.500	15	781
6991	June 17 2007	Beautification	9.500	15	99
7129	June 23 2008	Lane paving, speed ramps, sidewalks & curbs	9.000	15	1,167
7312	June 22 2009	Lane paving, speed ramps, sidewalks & curbs	7.000	15	1,020
7313	June 22 2009	Beautification	7.000	15	263
7315	June 22 2009	Underground wiring	7.000	15	23
7446	June 21 2010	Lane paving, speed ramps, sidewalks & curbs	9.500	15	1,047
7447	June 21 2010	Underground wiring	9.500	15	51
7584	June 26 2011	Lane paving, speed ramps, sidewalks & curbs	7.500	15	1,298
7758	June 25 2012	Lane paving, speed ramps, sidewalks & curbs	7.000	15	1,484
7759	June 25 2012	Beautification	7.000	15	108
7912	June 24 2013	Beautification	6.000	15	153
7914	June 24 2008	Street lighting	6.000	10	4
7915	June 24 2013	Lane paving, speed ramps, sidewalks & curbs	6.000	15	1,611
8037	June 23 2014	Lane paving, speed ramps, sidewalks & curbs	6.000	15	1,737
8204	June 21 2015	Lane paving, speed ramps, sidewalks & curbs	7.000	15	1,298
8205	June 21 2015	Lane lighting	7.000	15	5
8206	June 21 2010	Street lighting	7.000	10	17
8207	June 21 2015	Beautification	7.000	15	96
8208	June 21 2010	Granville Street beautification	7.000	10	119
8209	June 21 2015	Beautification	7.000	15	21
8501	June 26 2017	Lane paving, speed ramps, sidewalks & curbs	6.000	15	1,799
8502	June 26 2007	Lane lighting	6.000	5	31
8503	June 26 2012	Street lighting	6.000	10	9
8504	June 26 2017	Beautification	6.000	15	205
8505	June 26 2007	Traffic circle	6.000	5	6
8506	June 25 2017	Underground wiring	6.000	15	189
8693	June 27 2018	Lane paving, speed ramps, sidewalks & curbs	6.000	15	1,984
8694	June 25 2018	Lane lighting	6.000	15	8
9696	June 25 2018	Beautification	6.000	15	54
8871	June 23 2019	Lane paving, speed ramps, sidewalks & curbs	5.750	15	1,372
8872	June 23 2009	Traffic circle	5.750	5	5
8873	June 23 2009	Lane lighting	5.750	5	13
					\$19,141

Held Internally

CITY OF VANCOUVER
SCHEDULE OF GUARANTEE AND INDEMNITY AGREEMENTS

Year Ended December 31, 2004

The City of Vancouver has not given any guarantees or indemnities under the Guarantees and Indemnities Regulation.

Prepared under Financial Information Regulation, Schedule 1, Section 5

SCHEDULE OF REMUNERATION AND EXPENSES

- ◆ CITY OF VANCOUVER
- ◆ VANCOUVER BOARD OF PARKS AND RECREATION,
- ◆ VANCOUVER POLICE BOARD
- ◆ VANCOUVER PUBLIC LIBRARY

PREPARED IN ACCORDANCE WITH THE FINANCIAL INFORMATION REGULATION
SCHEDULE 1, SECTION 6 (2), (3), (4), (5), (6)

**MAYOR AND COUNCILLORS
REMUNERATION AND EXPENSES**

Year Ended December 31, 2004

Name	Remuneration	Local Expenses	Transportation Allowance	Travel & Conferences (Net of Recoveries)
L. Campbell	\$118,892.48	\$0.00	\$0.00	\$12,704.39
F. Bass	54,494.61	2,213.57	731.00	4,006.20
D. Cadman	54,494.61	1,703.14	3,148.09	4,098.56
J. Green	55,342.46	1,465.95	3,148.09	13,259.35
P. Ladner	54,494.61	1,825.68	3,148.09	0.00
R. Louie	53,646.76	650.47	3,148.09	0.00
T. Louis	56,614.24	0.00	0.00	0.00
A. Roberts	54,383.80	645.38	3,148.09	2,960.94
T. Stevenson	56,725.05	1,919.15	3,148.09	5,505.54
S. Sullivan	54,494.61	2,146.87	3,148.09	1,517.50
E. Woodsworth	54,494.61	2,241.09	3,148.09	3,614.18
	<u>\$668,077.84</u>	<u>\$14,811.30</u>	<u>\$25,915.72</u>	<u>\$47,666.66</u>

**VANCOUVER BOARD OF PARKS & RECREATION - COMMISSIONERS
REMUNERATION AND EXPENSES**

Year Ended December 31, 2004

<u>Commissioner</u>	<u>Stipend</u>	<u>Expenses</u>	<u>Total</u>
Anita Romaniuk	\$ 10,091.16	\$ 5,045.58	\$ 15,136.74
Heather Deal	8,130.20	4,065.10	12,195.30
Suzanne Anton	8,130.20	4,065.10	12,195.30
Allan De Genova	8,130.20	4,065.10	12,195.30
Lyndsay Poaps	8,130.20	4,065.10	12,195.30
Eva Riccius	8,199.14	4,099.57	12,298.71
Loretta Woodcock	<u>8,130.20</u>	<u>4,065.10</u>	<u>12,195.30</u>
	<u>\$ 58,941.30</u>	<u>\$ 29,470.65</u>	<u>\$ 88,411.95</u>

**VANCOUVER POLICE DEPARTMENT – POLICE BOARD MEMBERS
REMUNERATION**

Year Ended December 31, 2004

	<u>Income</u>
Kenneth Bagshaw	\$ 4,625.00
Lynne Kennedy	5,875.00
Kelly MacDonald	4,625.00
Mary McNeil	5,250.00
Janet Pau	5,750.00
Peter Webster	<u>6,500.00</u>
Total	<u>\$ 32,625.00</u>

CITY OF VANCOUVER
SCHEDULE OF REMUNERATION – EMPLOYEES EARNING OVER \$75,000

Year Ended December 31, 2004

Aalto, M	\$ 87,448.85	Barnes, G	\$ 102,473.27
Abbott, K E	94,191.80	Barrett, J	86,692.23
Abel, K J	77,139.44	Barry, S M	93,611.96
Ackerman, R W	114,630.98	Barry, T P	88,028.05
Adair, R C	76,411.75	Bartolomeu, P	77,308.58
Adam, I C	117,531.36	Battista, F P	94,235.51
Adams, D E	88,017.69	Battle, R G	76,408.03
Addis, J W	101,117.07	Batty, E C	93,657.51
Admana, J	78,442.28	Baxter, J	76,269.76
Ainsworth, D G	82,740.31	Baxter, S	133,791.85
Airth, C C	84,901.88	Bayley, S L	85,383.90
Aitken, S A	89,270.08	Bayne, K B	136,664.51
Akin, R D	110,953.33	Beach, C K	118,940.53
Alderman, L F	82,262.31	Beasley, L B	135,848.57
Alfred, P H	94,671.12	Beckett, M L	77,692.87
Allan, C G	91,188.97	Begg, P E	76,579.48
Allen, P A	100,176.85	Beisick, R D	91,389.11
Alonso, D	90,689.61	Beith, M J	75,120.79
Ames, J L	87,268.39	Bell, R B	101,978.21
Amundsen, D J	97,679.04	Bellia, E E	104,594.36
Andersen, E L	91,601.73	Bencze, J	78,153.27
Anderson, C A	82,060.02	Benefield, A	87,743.24
Anderson, D	130,282.81	Bentley, D C	88,568.29
Anderson, S J	86,051.00	Berar, R J	80,265.82
Andrews, J	116,292.62	Bercic, J R	100,904.08
Andrews, M	88,424.74	Berglund, L	104,024.85
Anfield, S M	81,547.87	Bernardin, K L	83,747.16
Ann, J H	136,275.36	Berry, R D	100,840.02
Apostoliuk, S M	83,128.96	Bertolo, R M	108,118.78
Aquino, F S	79,659.95	Berube, M	88,188.00
Arbas, D L	83,232.14	Bettles, C	80,774.76
Argent, W A	107,200.35	Bevilacqua, M	81,697.56
Armstrong, T P	84,599.20	Bezanson, D D	95,544.61
Arnold, A G	80,352.56	Bieg, R G	100,916.93
Arsenault, A D	96,468.44	Billing, J	117,056.64
Athans, K J	113,120.65	Birch, K R	95,393.25
Atwell, C J	78,819.98	Birkas, M J	94,594.64
Au, W	106,014.55	Bismeyer, G D	81,181.65
Auclair, P P	84,184.74	Bittante, P	78,519.24
August, G	85,860.36	Black, M W	82,734.71
Avelar, S E	91,930.59	Blair, M J	78,250.95
Baglo, R C	77,466.86	Blomquist, A O	86,731.19
Bain, B D	76,189.19	Blondeau, N	105,741.85
Baker, S D	86,069.63	Bloor, S R	97,672.71
Ballard, E A	101,117.09	Blouin, A W	121,114.39
Ballard, J P	97,376.05	Blower, T	75,074.15
Balsevich, P M	94,204.64	Bluschke, B A	104,006.73
Bannon, D G	77,077.80	Boblin, D	116,291.61
Barbour, D D	107,851.84	Bogue, R E	84,338.96
Barker, K R	78,767.25	Boldt, J S	75,898.09
Barker, R H	78,616.47	Bollivar, S	92,707.58

CITY OF VANCOUVER
SCHEDULE OF REMUNERATION – EMPLOYEES EARNING OVER \$75,000 continued

Year Ended December 31, 2004

Boons, W A	\$ 94,502.25	Cameron, E P	\$ 111,949.73
Bowers, K J	94,032.58	Campbell, B	101,117.07
Boyd, A S	115,718.84	Campbell, B R	80,583.24
Boyko, D A	101,119.97	Campbell, C J	106,965.71
Boyle, J E	78,545.09	Campbell, D D	78,496.43
Boyle, K A	101,469.42	Campbell, J	81,492.91
Bracewell, D	80,072.53	Campbell, M J	128,739.13
Bradshaw, M	79,101.80	Canning, B D	95,446.17
Brady, S N	88,706.20	Caprarie, K L	101,652.94
Bragagnolo, M	90,502.54	Carkner, B M	92,435.83
Bremner, P J	93,660.75	Carlson, L	79,780.05
Brennan, B J	82,151.72	Carr, T D.	76,525.38
Brewer, B D	120,292.37	Carroll, S J	95,320.88
Bricker, R H	83,872.71	Carter, I N	99,698.47
Bromley, G B	77,839.81	Caswell, R S	106,966.37
Bronson, R A	80,594.42	Catchpole, M T	88,423.96
Brooks, J	101,117.07	Cavell, K L	79,685.31
Brown, C	81,911.72	Cavezza, A	93,752.17
Brown, D S	79,124.23	Cayer, D C	89,549.05
Brown, H A	75,139.08	Cayer, M J	78,360.86
Brown, H L	77,403.49	Chalke, R J	96,732.98
Brown, H W	84,727.10	Challis, L A	77,898.36
Brown, K D	84,934.24	Chalmers, R M	144,900.05
Brown, M	97,471.14	Chambers, A R	77,356.40
Brownlee, C R	99,318.77	Chambers, J J	110,723.97
Bruce-Thomas, D	87,174.22	Chambers, P B	108,116.26
Bryan, K R	82,447.87	Chan, A	103,533.47
Brydon, R M	80,192.01	Chan, J	95,368.63
Brynildsen, D D	117,607.56	Chan, M A	96,103.42
Buchanan, D J	93,579.97	Chapman, B W	103,271.44
Buckoll, T A	100,770.34	Chapman, D L	91,963.78
Bunt, W D	102,099.66	Chapman, R W	102,040.64
Burch, P G	89,640.63	Chattu, P S	84,409.62
Burchart, G F	78,825.28	Cheema, J S	106,060.56
Burgess, J	94,374.63	Cherniwchan, G N	100,778.37
Burgess, M E	78,111.09	Chernoff, M C	122,561.94
Burke, G W	83,139.29	Cherry, J	93,660.75
Burmachuk, T D	103,457.45	Chila, S D	79,984.40
Burns, W D	86,955.88	Cho, W T	84,310.81
Burridge, B F	92,931.01	Chodat, R P	105,134.05
Burridge, S J D	80,638.05	Chow, D M	108,122.20
Burton, M W	76,350.36	Chow, H W	82,642.82
Busch, R E	84,262.99	Christensen, M E	111,053.89
Butler, L P	100,451.90	Christensen, R G	77,884.34
Butterworth, A D	94,907.65	Christoffersen, E T	99,909.42
Byrne, L	99,330.05	Chu, J J	98,700.94
Cafferky, P B	79,764.69	Chu, J S	146,920.35
Caird, R B	81,674.93	Chu, V L	84,048.28
Cairns, C J	91,828.92	Chu, W M	84,803.83
Callard, L D	104,542.06	Chuy, D G	79,728.64
Callender, S J	104,795.29	Cividino, C	123,424.51

CITY OF VANCOUVER
SCHEDULE OF REMUNERATION – EMPLOYEES EARNING OVER \$75,000 continued

Year Ended December 31, 2004

Clague, M	\$ 86,751.72	Crouch, F J	\$ 88,011.44
Clark, B G	85,277.15	Crowe, B P	101,117.10
Clark, B R	82,521.08	Crudo, O F	77,774.78
Clark, M R	80,560.92	Crump, A J	78,737.30
Clarke, A R	79,532.23	Cull, J N.	76,530.95
Clarke, D B	83,442.58	Cumberworth, M A	96,053.41
Clarke, R M	129,465.42	Cumerlato, L L	76,067.75
Clarke, R N	95,579.29	Curran, C M	117,209.60
Clarke, W R	82,143.28	D'onofrio, R	83,170.41
Clay, N	86,666.95	Daconceicao, N B	88,463.62
Clee, J S	83,181.96	Dalla Zanna, R	111,013.50
Clelland, R W	130,550.83	Danieli, J F	76,576.68
Clement, C B	93,660.75	Daniels, D W	87,116.57
Clift, S L	101,525.07	Danroth, J D	84,994.08
Coady, G S	79,031.88	Davey, M L	85,378.26
Coburn, G M	117,670.17	Davidson, B M	77,589.60
Coghill, D	85,515.07	Davidson, J E	86,266.96
Colonval, D V	112,362.06	Daviduk, R K	80,910.71
Colton, D J	77,005.16	Davies, B J	119,590.24
Colussi, R D	99,917.83	Davies, K	84,421.69
Connell, F J	173,586.08	Davies, S M	84,961.16
Constable, S C	83,822.89	Davies, T N	88,335.19
Conway, K B	77,899.73	Davis, E	96,158.85
Cook, J C	80,133.74	Davis-Johnson, K N	101,117.09
Cook, P S	80,014.99	Dawes, B K	80,352.61
Cooke, B R	85,114.31	De Pieri, F L	76,579.48
Cooke, L C	84,432.51	Dehaas, J K	110,074.50
Cooper, R W	114,275.59	Deighton, R K	116,175.35
Cope, L W	81,988.84	Delgiglio, F	85,448.68
Cope, W A	108,692.37	Delmonico, N B	87,383.15
Coppin, L	75,394.52	Demiris, V W	91,220.13
Cork, T G	106,850.32	Dennison, D R	83,746.85
Corrigan, T J	136,460.66	Denton, G W	83,592.44
Coughlan, W J	81,967.05	Der, R M	80,250.81
Coulson, M E	100,471.40	Derksen, B C	93,459.30
Coulthard, R	75,200.72	Deslauriers, C	101,933.06
Courtney, J	85,762.12	Desrochers, D F	101,117.08
Cowie, K J	82,660.38	Desrochers, M	78,402.96
Cowx, J B	84,785.04	Dewar, M D	108,819.10
Cox, M D	118,611.06	Dewith, F E	76,619.07
Cox, W C	88,162.95	Deziel, J	77,473.25
Craig, D	80,352.59	Dhaliwal, A B	80,068.13
Cramer, R A	86,302.47	Dhaliwal, N N	91,248.91
Cratchley, S W	103,741.38	Dhaliwal, S	84,590.03
Crawford, J C	100,551.78	Dhillon, K S	79,818.45
Cray, B C	75,321.27	Di Nozzi, A	83,024.81
Creed, J W	77,023.97	Dick, B K	76,912.07
Critchley, K J	86,267.29	Dick, L A	91,429.11
Crocker, C L	78,202.31	Dickson, R G	84,107.80
Crocker, M C	93,660.75	Dighton, J	83,661.42
Crocker, T J	114,797.21	Dignan, B M	80,352.56

**CITY OF VANCOUVER
SCHEDULE OF REMUNERATION – EMPLOYEES EARNING OVER \$75,000 continued**

Year Ended December 31, 2004

Dimock, G A	\$ 83,298.92	Eil, D C	\$ 81,314.76
Dingwall, J	84,354.85	Elliott, M E	80,352.56
Do, T	78,670.08	Ellis, E J	76,534.06
Dobreci, B	81,903.34	Elson, S L	80,706.24
Dobrovolny, J W	103,712.01	Emerslund, W A	109,867.74
Dodich, F A	75,375.63	Eng, G M	104,856.64
Doge, P	102,137.13	Eng, K C	84,845.64
Donaghy, K J	95,257.20	English, J P	98,996.27
Donaghy, M B	83,748.71	Ennis, C A	104,894.27
Donaldson, J C	96,811.85	Ens, P A	76,204.86
Dore, W L	84,183.66	Eppler, J C	76,932.14
Dormond, K E	76,824.22	Evans, J D	93,660.75
Dosanjh, N	76,507.31	Evanson, M H	91,357.77
Doucette, J	81,481.78	Everall, S	76,558.82
Douglas, J M	93,556.18	Eviston, E J	90,223.89
Douglas, S H	80,755.97	Ewan, L W	95,910.98
Douglas, W G	83,164.13	Fairweather, M C	117,311.67
Dowling, J F	79,049.13	Fairweather, R P	92,701.47
Downie, A M	85,914.74	Fanning, T R	97,679.08
Dowsett, C	93,086.76	Faoro, R R	117,053.80
Doyle, D	80,592.57	Farthing, D W	84,739.86
Doyon, E S	101,935.50	Fast, R	155,453.56
Dragani, J A	89,527.26	Fawcett, A F	75,977.80
Dragonetti, D	87,770.39	Fawcett, W B	101,901.56
Draper, V G	86,990.67	Fedyk, W M	85,438.67
Drennan, E A	92,995.87	Feenan, C P	94,137.95
Driemel, S A	80,131.62	Feenan, R T	99,601.20
Driessen Van Der Lieck, T	77,153.39	Feldman, A J	108,008.65
Drinovz, A L	83,558.72	Fell, D D	76,368.73
Dube, D R	95,466.00	Fell, D J	84,061.77
Ducote, F	81,135.50	Fenimore, J E	94,642.02
Duncan, A S	78,950.36	Ferguson, E D	83,654.03
Duncan, D J	78,598.28	Ferguson, W J	118,812.61
Duncan, D R	77,543.91	Fiddler, J R	77,131.20
Dunning, J F.R.	143,597.46	Fielding, A	120,303.54
Durante, R R	83,967.28	Fincham, K	75,887.62
Dureau, B A	84,924.46	Fincham, M L	81,460.96
Dureau, D L	134,637.43	Fincham, R A	101,215.17
Durston, C	81,809.18	Fisher, D K	88,840.65
Dutton, R	76,539.91	Fisher, J A	76,506.65
Dvorkin, H T	92,713.55	Fisher, S D	105,418.57
Easterbrook, W T	118,903.50	Flaherty, S	80,903.09
Edelson, N J	89,379.38	Flamand, M M	90,836.58
Edgar, J A	111,889.13	Flanigan, M G	100,934.47
Edwardes, R G	133,204.47	Flello, P	76,982.41
Edwards, J W	83,896.98	Flello, R E	79,970.90
Edwards, S	88,559.84	Fleming, W	83,250.88
Eely, S J	112,638.18	Flessa, B J	109,444.09
Egge, C J	106,351.43	Fletcher, J L	85,480.34
Elford, D R	84,730.79	Flewelling, J E	103,452.15
Elias, G R	94,430.08	Foden, T A	88,983.86

CITY OF VANCOUVER
SCHEDULE OF REMUNERATION – EMPLOYEES EARNING OVER \$75,000 continued

Year Ended December 31, 2004

Fodor, G	\$ 80,161.22	Gilmore, C T	\$ 81,168.97
Fong, V	107,591.26	Gilmore, D	99,114.33
Forbes-Roberts, J R	172,427.39	Gilmour, B D	155,437.82
Ford, L	76,778.87	Girling, D F	87,294.37
Forsberg, V C	109,553.43	Glanville, C	104,010.17
Forshaw, M J	97,280.43	Glendinning, S J	76,829.83
Forster, R M	83,446.99	Glover, B J	76,247.92
Foss, M G	82,027.31	Glover, M	76,952.35
Foster, D E	94,722.82	Gordon, M L	86,865.83
Foster, J D	79,157.10	Gosbee, A G	76,310.73
Foster, R H	77,533.67	Gough, R K	117,766.11
Fostvelt, B R	75,105.18	Gowdyk, T J	82,410.30
Frail, K J	189,437.50	Grace, R S	79,441.54
Frame, D M	79,007.09	Graf, M A	107,892.85
French, P A	88,425.82	Graham, B W	81,099.93
Friesen, J A	110,391.47	Graham, C	95,860.62
Fuchs, C A	78,216.31	Graham, J	223,856.06
Fung, W W	84,397.30	Graham, J W	96,930.25
Funk, J	86,774.66	Grant, J	80,352.61
Furness, K M	93,483.91	Grant, J R	102,892.17
Fyfe, A K	87,276.51	Grassi, P E	79,571.64
Gabriel, G G	111,926.79	Gray, J Alan	87,229.56
Gabriel, P C	80,799.71	Gray, S	101,117.10
Gabriel, R P	84,525.53	Green, B C	97,926.29
Gagnon, P A	86,488.77	Greenberg, J M	117,107.41
Gale, R C	80,847.10	Greene, D M	78,908.71
Galvin, W R	81,695.70	Greenwood, T F	84,995.53
Gandolfo, J P	80,666.03	Grewal, G S	87,834.74
Gates, R W	76,546.64	Grieve, G A	78,148.81
Gatto, B	106,244.79	Griffiths, C M	76,835.44
Gattrell, L J	75,696.08	Griffiths, G C	88,268.00
Gaudette, G L	84,138.41	Griffiths, L	81,801.93
Gayman, L R	75,979.03	Grill, A J	80,352.62
Gayton, R W	89,236.72	Groenland, P W	75,269.84
Gebbie, N R	76,998.43	Grummisch, E O	109,484.77
Gerhardt, S K	76,193.49	Grywinski, J M	91,658.83
Giardini, S M	85,913.61	Gusdal, G D	78,001.29
Gibault, H P	101,119.99	Haaksma, A	78,973.59
Gibbons, M E	83,232.61	Haddock, R P	76,812.59
Gibbs, L C	75,313.17	Haddon, G A	79,586.28
Gibson, D B	85,480.99	Hagelund, G W	81,334.01
Gibson, D L	77,633.46	Haines, B K	82,061.20
Gibson, S	112,075.96	Hall, D	89,877.04
Gies, P	75,358.49	Hall, J H	78,657.31
Giesbrecht, R W	82,611.69	Hall, J K	93,660.75
Gilbert, D	80,324.74	Hall, R E	76,964.67
Gilbert, M I	117,718.44	Hallam, M D	86,850.04
Gilbert, W	75,744.07	Hallgren, B R	90,438.06
Gilchrist, W A	76,274.21	Hamade, J H	88,242.09
Gill, H S	100,982.10	Hamilton, H I	121,236.99
Gillespie, N G	88,399.89	Hamilton, R H	76,634.01

**CITY OF VANCOUVER
SCHEDULE OF REMUNERATION – EMPLOYEES EARNING OVER \$75,000 continued**

Year Ended December 31, 2004

Hammel, T E	\$ 96,878.25	Hogan, P L	\$ 92,926.44
Hammond, K P	106,518.72	Hogg, G S	99,799.63
Hancock, D J	79,664.75	Holden, I C	85,161.34
Hancock, P	75,690.27	Holdgate, R C	150,139.61
Hanuse, S A	85,980.68	Holland, M L	96,291.03
Harder, D K	80,607.79	Holland, W D	120,656.28
Hardman, S D	80,793.98	Hollander, J R	76,074.02
Harris, J L	109,736.45	Holm, M M	80,603.63
Harrison, K M	87,631.82	Horne, D W	85,165.98
Harrison, V L	122,767.94	Horner, F R	87,858.22
Hartney, G E	83,346.56	Horsley, M T	112,300.74
Harvey, B R	80,562.16	Hosein, C N	116,700.59
Harvey, S	95,307.00	Houchen, T G	105,569.33
Hastings, W S	76,682.58	Houghton, L S	79,206.68
Hatch, C R	79,343.20	Hovbrender, A	141,214.06
Hatch, R B	87,735.26	Howard, R L	86,695.53
Hatchman, R C	100,861.34	Howerton, D N	94,967.57
Hawick, B A	76,307.51	Hrankowski, K L	91,968.98
Hayward, E A	109,522.97	Htan, C Tp	85,068.61
Healy, J P	92,683.45	Hucul, P M	107,226.39
Heard, M V	89,853.34	Hudniuk, D W	120,764.07
Heard, P J	77,048.62	Hudson, J	159,991.25
Hebenton, R J	86,503.26	Hudson, J D	82,415.34
Heed, K P	157,116.08	Hudson, W T	91,013.90
Heeps, J D	84,922.07	Hufsmith, D	110,610.31
Heggie, R D	85,209.88	Hui, T	93,491.65
Hein, S	78,437.77	Hull, L E	86,751.72
Helmuth, V	98,831.79	Humayun, A H	87,676.62
Henderson, D J	78,544.13	Humayun, T J	76,772.52
Henderson, J	101,109.27	Humphry, W C	88,617.17
Henderson, S H	108,529.66	Hunter, G M	126,147.07
Henkel, D A	90,511.56	Hunter, J	102,137.14
Henschel, T L	82,185.19	Hunter, J C	80,769.77
Herd, J	75,277.48	Hunter, S M	88,514.84
Herman, A	80,323.32	Huston, R G	132,565.42
Herrmann, T T	96,492.20	Huth, B A	75,637.33
Hester, A A	95,799.82	Hyde, S J	95,050.96
Hiebert, K L	90,174.03	Hynes, B P	106,975.27
Higginson, A	76,352.67	Inglis, M	80,352.55
High, J W	85,604.99	Inouye, R A	90,163.90
Highcock, L R	94,605.29	Instant, D E	92,155.64
Hill, C E	85,181.18	Irvine, M	75,316.54
Hill, D J	77,906.37	Irving, J D	88,444.12
Hinton, T E	101,343.62	Isaksson, R S	104,635.74
Hjorth-Olsen, R A	80,810.63	Jaberg, R	76,932.89
Hlagi, M P	77,735.94	Jackel, S R	93,096.25
Ho, A S	121,563.96	Jackson, D H	107,398.39
Ho, S S	80,352.56	Jackson, J M	79,093.92
Ho, T N	76,654.64	Jackson, J T	87,395.88
Hobbs, A W	120,137.37	Jackson, O	75,613.34
Hodges, G H.	78,428.19	Jackson, S	90,942.88

**CITY OF VANCOUVER
SCHEDULE OF REMUNERATION – EMPLOYEES EARNING OVER \$75,000 continued**

Year Ended December 31, 2004

Jagger, D G	\$	126,120.59	Kirk, G	\$	82,298.77
James, L A		90,485.12	Kirkland, D M		91,174.65
Jarman, R S		77,435.22	Kitchen, C F		83,720.87
Jarvie, M L		85,968.29	Kitos, R B		85,927.18
Jean, R L		87,042.64	Kleeband, V		125,012.20
Jenkins, R A		101,427.38	Klein, A		102,035.08
Johnsen, G P		139,179.30	Klimchuk, D J		80,352.56
Johnson, D M		79,309.02	Kloppenborg, A C		77,173.68
Johnson, J C		87,276.18	Knapp, N E		82,692.60
Johnson, M O		105,295.48	Knight, D A		96,440.50
Johnson, T L		89,173.00	Kochan, W		77,378.90
Johnson, T S		82,743.21	Kodak, G A		107,036.26
Johnston, J A		85,086.83	Kofod, L L		77,466.29
Johnston, W M		86,751.72	Kolb, D W		77,046.08
Johnstone, M S		83,262.01	Komar, D R		115,644.63
Jones, D R		98,406.05	Kondo, T T		104,170.93
Jones, T A		104,572.94	Kottke, V W		75,021.06
Jones-Cook, R I		85,990.45	Kowman, L		79,394.78
Jordan, B		117,056.61	Krenz, D A		79,967.33
Jordan, E A		77,389.27	Krezan, B		89,777.16
Jordan, S A		80,352.59	Kross, B R		95,956.18
Josephs, P L		103,257.49	Kubicsek, P M		89,660.91
Joy, M J		92,165.94	Kumar, A		79,234.66
Judd, P E		116,292.61	Kuncewicz, M B		83,944.72
Kaisers, R M		89,556.38	Kuniss, A J		111,860.69
Kamada, J		86,751.72	Kurelicz, M G		91,258.29
Karlsson, P S		101,120.01	Kussat, A W		91,195.20
Kawaza, N P		86,731.19	Kuzmick, S F		83,247.21
Kazuta, A T		85,343.91	Kuznik, J		77,116.52
Kazuta, C I		83,036.59	Kwok, K		89,320.47
Kearney, R M		83,948.63	Kwok, W W		78,543.35
Keays, J		75,638.17	L'hirondelle, G L		86,751.72
Keen, J G		78,970.00	Laberge, D J		75,389.77
Kellins, R E		96,306.49	Laclaire, L L		80,352.56
Kellof, S G		127,383.57	Laidler, T		105,458.28
Kelly, G F		83,031.96	Lait, R J		77,932.76
Kelly, M P		96,613.21	Laleune, S P		76,195.18
Kempton, S M		80,181.44	Lamb, J B		77,612.67
Kennedy, R A		84,081.77	Lambert, C L		79,525.44
Kennedy, T T		76,614.44	Lamont, I C		89,204.99
Kenning, R B		77,148.22	Lane, J G		83,280.56
Kenny, R L		95,817.60	Lau, J T		83,422.48
Kerluke, L J		75,153.15	Lau, K M		80,352.57
Ketcheson, W P		102,792.34	Lavery, T G		82,337.62
Keyes, J L		101,430.48	Law, J A		84,616.55
Kim, M H		80,253.83	Law, M		80,768.36
Kinahan, C M		116,801.74	Lawrence, B F		90,626.07
Kindratsky, M J		132,308.18	Lawrence, R D		81,413.84
Kingma, E M		78,231.13	Lawson, E W		83,625.82
Kingra, S S		81,105.22	Lawson, G C		82,771.99
Kirk, A L		79,293.70	Lawson, G J		76,796.51

**CITY OF VANCOUVER
SCHEDULE OF REMUNERATION – EMPLOYEES EARNING OVER \$75,000 continued**

Year Ended December 31, 2004

Lawson, T E	\$ 75,281.49	MacDonald, G C	\$ 82,030.94
Learey, S	87,490.19	MacDonald, R G	93,660.76
Leathem, M S	104,191.88	MacGregor, B D	172,629.02
Lee, A	75,925.42	MacKay, L A	118,444.76
Lee, E	102,055.59	MacKenzie, B J	94,978.51
Lee, G K	78,653.47	MacKenzie, D	77,867.46
Lee, J	83,535.82	MacKenzie, J	94,170.76
Lee, M	88,506.04	MacKenzie, R	94,312.48
Lee, R R	111,988.06	MacKinnon, G I	75,431.23
Leffler, E G	79,374.83	MacKinnon, R E	82,332.81
Leggett, C A	85,530.10	MacKintosh, M A	86,731.19
Lehwald, H C	79,661.13	MacLean, A	93,660.75
Lemcke, W M	104,777.42	MacLean, A A	110,567.67
Lemckert, J R	75,864.69	MacLean, P H	78,850.85
Lemire, C G	80,182.22	MacLeod, J L	93,285.18
Lemke, D R	97,528.30	MacPherson, D A	86,751.72
Lepard, D A	151,482.07	MacRitchie, P J	84,993.51
Lepard, K V	89,764.66	Mah, A	85,913.57
Lester, G A	120,112.89	Mah, D	117,419.12
Letourneux, F	118,443.69	Mahinsa, C K	92,076.01
Leupen, R H	86,731.19	Maitland, B E	116,700.58
Leuszler, N A	78,319.08	Malcolm, L A	90,125.39
Levitt, K R	93,660.75	Malesan, M	76,100.86
Lewis, K R	90,097.09	Malkin, R J	76,579.48
Liang, K	119,208.68	Mancell, J M	113,668.84
Liljefors, Y	117,056.46	Mangat, R S	84,810.71
Lin, C Y	86,751.72	Manhas, D S	101,006.54
Linde, M C	76,301.03	Manji, S	84,391.95
Lindsay, E W	78,625.24	Mann, B W	76,390.78
Lintunen, L	80,352.57	Manning, B	102,725.70
Littlefield, M B	95,923.07	Manning, B W	81,925.86
Lo, E	164,261.78	Manyk, R E	82,970.68
Lojstrup, S	90,670.11	Marchand, D F	79,801.07
Lok, N	79,763.77	Marchand, M	80,352.56
Lomas, M D	76,664.56	Mark, J H	88,081.08
Lonsbury, B L	91,138.19	Marlay, M F	88,573.86
Louie, D T	86,751.72	Marshall, G J	78,286.86
Louie, R D	88,548.38	Martel, S	77,558.19
Lowden, J	118,361.11	Martin, L P	82,223.32
Lowden, J S	84,119.77	Martin, R F	87,399.75
Lowe, C D	93,447.38	Marzinzik, T B	104,921.08
Lowe, L L	76,018.27	Masales, R	84,705.61
Lowes, G A	88,335.19	Mason, T H	87,214.85
Lucas, K R	94,209.07	Matheson, C A	76,216.18
Lucas, R S	97,782.24	Matheson, M C	84,661.33
Luebkekmann, D	79,875.52	Matthes, P A	80,772.34
Luke, T G	81,908.42	McCreeedy, R N	83,070.10
Lum, G R	80,352.56	McAfee, R A	137,641.97
Luongo, A	95,405.20	McCabe, A	80,342.68
Lynch, M J	137,750.94	McCardell, L J	94,179.89
MacDonald, C D	75,338.90	McCarthy, M S	106,934.89

CITY OF VANCOUVER
SCHEDULE OF REMUNERATION – EMPLOYEES EARNING OVER \$75,000 continued

Year Ended December 31, 2004

McCartney, S W	\$ 83,063.18	Merchant, G	\$ 101,287.47
McClelland, R C	77,877.34	Meszaros, M Z	80,523.17
McCluskie, C	80,649.04	Meyerhoff, G D	77,498.15
McCluskie, T B	115,417.07	Michaels, R	93,660.75
McConnell, K R	109,343.82	Michals, R J	101,646.99
McCormick, J L	89,384.83	Middlemass, C	75,593.47
McCreath, L C	93,660.75	Miguel, F J	81,185.47
McCullough, G L	107,742.18	Miles, G R	75,092.95
McCurrach, R J	83,937.18	Millas, A T	82,233.66
McDonald, M J	84,471.22	Miller, D T	78,076.06
McEvoy, M S	77,886.08	Miller, G D	77,460.57
McEwen, C W	94,267.72	Miller, S R	93,552.95
McEwen, T R	94,570.21	Milligan, F C	91,084.24
McGeough, G P	93,939.54	Mills, N	86,751.72
McGowan, W J	80,004.16	Minosky, V M	76,018.42
McGregor, G C	77,529.45	Mitchell, B J	107,738.63
McGuinness, G C	103,688.76	Mitchell, D L	98,295.89
McGuinness, J M	80,595.47	Mitchell, J D	80,207.62
McGuire, H B	88,738.25	Mitchell, J E	101,761.69
McGuire, M S	82,489.33	Mitchell, R D	87,000.10
McIntosh, C D	111,897.15	Mitchell, R W	80,315.94
McKay, J K	121,140.66	Molaro, A	82,120.84
McKearney, J R	95,880.88	Mondor, P E	83,223.95
McKenna, L	118,444.80	Montague, B V	91,424.67
McKenna, R P	102,111.53	Montesano, D A	84,030.51
McKenna, S M	107,538.31	Montgomery, H M	84,840.84
McKillican, R K	78,444.62	Montpellier, P E	89,240.87
McLachlan, T	90,346.20	Mooney, R I	81,699.32
McLaren, K S	90,111.71	Morley, J D	82,306.74
McLarty, D K	98,708.69	Morris, B J	110,610.41
McLean, T L	113,644.19	Mounce, M C	102,374.76
McLeod, T W	81,386.34	Mramor, J E	89,243.18
McLewin, J W	101,119.98	Muir, S P	94,921.51
McMartin, J L	108,330.52	Mulder, R A	100,505.54
McMillan, D	102,338.56	Mullin, K M	86,375.93
McMynn, W J	102,737.46	Mullin, M K	77,678.29
McNaughton, A	81,232.04	Mundick, S J	167,234.72
McNeight, M C	82,232.56	Munro, N A	87,061.06
McNeill, Y	78,184.16	Munroe, J B	89,491.33
McQuiggin, K W	124,683.22	Murdock, C	90,053.45
McQuillan, R C	77,405.80	Murphy, D H	94,351.00
McRae, A D	122,525.91	Murray, F W	84,625.05
McRae, R G	97,599.18	Murru, D	75,396.12
McTaggart, S K	81,728.92	Nadalin, W M	81,327.26
Meagher, E W	86,887.70	Naklicki, A	117,466.13
Meanley, R W	157,630.89	Naples, P N	85,305.24
Meeres, G P	106,487.69	Neal, R J	80,408.68
Meggs, G	88,306.15	Nedelak, J E	104,628.46
Meikle, S J	80,258.05	Neil, L S	98,357.68
Melnick, R H	79,636.81	Nelmes, M D	121,454.41
Melnyk, L E	80,634.48	Neratini, T M	82,817.36

**CITY OF VANCOUVER
SCHEDULE OF REMUNERATION – EMPLOYEES EARNING OVER \$75,000 continued**

Year Ended December 31, 2004

Neufeld, G H	\$ 96,148.95	Patel, K	81,809.96
Newlands, M J	104,982.42	Patenaude, J P	96,891.16
Newman, G S	101,609.03	Patterson, J	85,102.60
Newsom, B	76,420.06	Patterson, L	93,674.86
Nguyen, V V	86,854.35	Patterson, S E	84,284.80
Nicholson, G A	94,401.26	Paulson, D W	160,830.40
Niculeac, N G	84,234.75	Pauw, R D	123,533.07
Niedtner, H A	134,678.28	Pavanathan, K	102,670.35
Nielsen, B	97,307.64	Payette, R H	82,106.33
Nikolai, T A	77,869.52	Pearce, B	81,537.91
Niwinski, A E	77,859.68	Pearcey, D J	86,077.34
Nixon, B A	93,089.59	Pearson, J C	88,359.39
Nixon, K G	109,100.47	Peat, G A	80,477.49
Noga, B M	84,137.95	Pecarski, R	87,168.13
Nordin, S H	94,820.29	Pedersen, R A	105,542.94
Normann, H F	92,681.61	Pederson, E G	79,013.62
Novak, R	80,323.32	Peebles, D L	93,515.47
Nowak, G E	93,887.54	Pehlivanian, A	82,645.86
Nowlan, P J	78,010.40	Pellegrin, G S	79,786.79
Nuttall, L S	101,402.37	Pelletier, B A	80,596.47
Nybo, R P	82,950.96	Pellizzari, A C	89,539.26
Nygaard, G R	76,508.92	Penny, B	102,737.01
O'donovan, D F	94,306.57	Pentland, J E	88,799.09
Obrien, R P	87,759.71	Perrett, R L	77,702.45
Odendaal, L	86,751.72	Perry, G N	83,154.36
Oehlschlager, C K	116,291.57	Peskett, L D	75,448.55
Oldendorf, F	76,694.77	Peskett, M J	84,062.63
Oleskiw, G L	148,630.45	Peterson, D P	111,590.13
Olien, J L	78,549.04	Peterson, J J	76,748.31
Ord, M	111,744.37	Petit, E L	132,257.25
Orlick, G D	92,964.40	Petit, S A	78,334.45
Osborne, J T	77,489.20	Philcox, P A	112,823.54
Oudijn, W P	98,858.25	Philip, D R	80,601.92
Owens, D E	80,040.93	Phillipps, D E	81,054.36
Oxenbury, B A	78,268.43	Phillips, P T	104,964.03
Pagazzi, P P	110,851.70	Phipps, T W	96,024.70
Pain, D J	85,717.68	Picard, B J	104,561.19
Pake, W T	81,102.09	Picknell, V R	75,373.79
Palmer, A A	82,572.20	Pierce, T D	76,356.23
Palmer, A R	121,292.53	Pierlot, R W	77,801.54
Pang, N S	94,162.28	Pinsker, P M	80,352.58
Pankratz, D M	79,481.58	Platzner, J L	81,171.82
Papove, G P	85,915.35	Pledger, W N	101,267.07
Parel-May, N	79,124.81	Plett, E	81,377.85
Park, G	97,199.42	Pollard, M R	99,831.58
Parker, A H	101,981.37	Pomeroy, W B	78,964.09
Parkin, B	117,273.43	Poole, J W	101,840.71
Parsons, G J	129,021.32	Pope, D A	80,096.06
Parsons, I D	96,899.21	Popil, D M	80,013.50
Parsons, S J	75,423.83	Porret, C J	91,545.14
Parsons, W J	112,150.19	Porteous, A A	98,869.05

**CITY OF VANCOUVER
SCHEDULE OF REMUNERATION – EMPLOYEES EARNING OVER \$75,000 continued**

Year Ended December 31, 2004

Porteous, M D	\$ 128,413.14	Robinson, C L	\$ 104,142.33
Potter, V	76,197.91	Robinson, D D	115,752.94
Pounder, R J	115,879.94	Robinson, G K	114,589.19
Powell, B C	97,213.56	Rodocker, D K	78,587.64
Pranzl, S D	97,757.78	Rodrigue, W S	92,203.76
Prasobsin, J T	83,160.83	Roelofsen, R P	103,472.01
Prentice, J P	87,934.19	Rogers, C C	97,400.79
Prentice, M A	80,442.12	Rogers, J	214,663.20
Prescott, F C	78,953.24	Rolls, R D	140,038.52
Price, E V	82,577.73	Romanchook, M W.	93,491.65
Priest, G N	78,242.78	Romanuik, I	86,753.67
Primerano, S	102,438.91	Rondeau, M B	85,991.98
Procyszyn, P H	97,311.57	Rosenberg, V F	76,713.14
Prokopetz, P P	82,444.42	Rothwell, R G	122,277.88
Przednowek, B W	75,908.52	Rudberg, D H	168,076.56
Psefteas, E	82,882.74	Ruschke, P E	77,750.04
Purdy, M S	95,383.54	Russell, A D	111,173.30
Purewal, M	89,529.66	Rutgers, P U	120,513.26
Pyke, G H	99,883.34	Ryan, P	80,352.58
Quayle, B T	119,125.67	Ryan, P J	86,456.50
Rabinovitch, R C	106,059.21	Ryce, W C	90,056.47
Rae, D J	79,814.41	Rychkun, A S	99,027.74
Rai, R	76,432.25	Sadler, P M	103,171.79
Rai, S S	94,917.57	Sallinen, T S	105,084.75
Rainey, B A	78,454.55	Salmon, G D	92,705.79
Ralla, G	80,116.20	Sanders, B N	98,928.40
Ram, J L	94,676.19	Sandhu, A S	84,790.89
Ramsay, K M	101,367.58	Sandhu, K S	91,048.04
Ranallo, R F	98,679.06	Sapeta, M J	96,874.36
Rankin, L J	110,596.71	Sarai, G H	79,700.75
Ratray, W J	87,746.91	Saunders, D A	82,060.27
Rawsthorne, D M	80,402.55	Sawatsky, D J	83,904.38
Raynor, P	92,680.57	Scally, D J	82,536.05
Regush, R S	96,691.35	Schaaf, R J	98,658.35
Reid, R A	105,631.82	Scheer, P J	136,440.14
Renkema, C G	93,107.04	Schell, J W	77,457.01
Rennie, J W	88,564.60	Schinbein, E C	127,377.93
Rensby, K J	81,526.81	Schindel, B W	85,835.05
Renzetti, R W	79,193.78	Schmidke, G R	101,640.44
Revitt, W J	85,464.67	Schnitzer, S	125,816.26
Rice, J S	78,478.10	Schoenberger, H J	81,548.19
Rich, R A	148,214.11	Schwab, D J	95,200.40
Ritchie, T K	81,155.60	Schwenneker, J R	91,816.95
Robbins, A C	75,748.24	Scobie, F A	123,212.42
Roberts, A T	87,443.41	Scorarr, A L	83,494.57
Roberts, D H	95,723.43	Scott, D J	88,492.38
Robertson, D	99,974.53	Searwar, D A	86,947.55
Robertson, D E	75,832.50	Sebastian, D T	85,105.68
Robertson, J N	124,162.41	See, R A	85,113.28
Robertson, P S	88,633.42	Seeley, J R	89,246.97
Robillard, J	80,956.48	Segal, R	118,410.36

**CITY OF VANCOUVER
SCHEDULE OF REMUNERATION – EMPLOYEES EARNING OVER \$75,000 continued**

Year Ended December 31, 2004

Seggie, M D	\$ 82,479.71	Stefulj, P	\$ 75,702.49
Semler, D W	84,591.60	Steinkampf, M W	97,881.64
Serheniuk, K J W	96,017.80	Stensrud, W R	101,117.07
Serr, M J	104,797.67	Stephen, B F	77,805.60
Seto, W	86,523.49	Stephen, G B	77,571.91
Shaw, S T	110,421.81	Stevenin, K C	77,230.15
Sheard, J E	92,464.92	Stevens, D J	75,667.89
Shepard, R D	104,675.13	Stevens, M	90,357.69
Sherris, W K	93,818.23	Stewart, L G	116,381.67
Shirlaw, D F	128,580.97	Stewart, M	99,284.60
Shiu, E	93,891.32	Stewart, M G	128,901.44
Shook, L A	81,473.68	Stewart, R A	120,276.52
Shotton, J F	116,291.69	Stewart, R M	78,950.27
Sidhu, T S	97,855.49	Stinson, R	76,543.14
Sim, J H	115,330.39	Stocks, T J	108,443.83
Simmons, M H	124,079.04	Stockwell, M D	96,832.73
Simonson, B J	77,385.12	Stone, R G	96,656.96
Singbeil, R T	96,693.51	Stoneson, D R	86,180.34
Smalley, V L	98,239.63	Storey, W R	78,726.98
Smitas, R J	106,280.57	Stowe, I M	92,331.71
Smith, C	83,123.11	Stringer, R A	112,244.27
Smith, C N	76,295.45	Stubbs, J N	117,311.60
Smith, D C	95,393.25	Sullivan, J	84,868.95
Smith, E	106,714.59	Sullivan, S M	78,134.33
Smith, G E	80,314.32	Sullivan, T A	76,989.91
Smith, I A	97,162.69	Sutherland, M	93,660.75
Smith, K T	82,980.65	Swan, K W	82,573.99
Smith, L C	87,342.91	Swanson, D	80,975.48
Smith, M J	78,573.39	Swanson, R	86,861.59
Smith, R J	116,143.17	Sweeney, P R	95,446.31
Smith, T W	82,892.43	Sweeney, S C	111,798.89
Somerville, G	82,546.65	Sydenham, D P	86,731.19
Soo, S	84,121.47	Symes, R W	125,121.10
Sorbara, G	81,709.57	Sziklai, L	87,467.59
Sorge, R V	90,546.73	Tang, W	76,644.94
Sparks, G R	76,043.31	Tapella, R M	117,449.94
Sparrow, D L	88,217.22	Tarnowsky, C	82,232.49
Spearn, W F	89,851.23	Tasaka, M	81,209.48
Spencer, D R	78,704.46	Tataryn, R J	86,317.59
St. Amant, J	79,552.63	Taylor, B	101,117.07
St. Michel, P	77,382.50	Taylor, D F	83,045.84
Stairs, M G	90,393.05	Taylor, M D	87,062.52
Stajduhar, N G	80,352.56	Taylor, P J	78,583.90
Stamatakis, A T	110,474.00	Taylor, W L	75,635.85
Star, K L	98,682.43	Tchang, K M	94,033.81
Stark, J S	79,504.23	Teichroeb, P E	105,593.94
Staunton, R D	118,664.91	Tejani, N	75,748.21
Stebbing, N W	87,419.31	Terpsma, L D	88,016.68
Steele, D M	86,431.36	Tetzl, R J	88,919.19
Steele, J E	82,937.08	Thacker, S R	86,197.68
Steele, K R	77,963.05	Thibert, D B	83,472.43

CITY OF VANCOUVER
SCHEDULE OF REMUNERATION – EMPLOYEES EARNING OVER \$75,000 continued

Year Ended December 31, 2004

Thiele, D J	\$ 91,709.17	Vath, G H	\$ 98,090.72
Thompson, C W	85,009.25	Verappan, D	80,100.51
Thompson, D T	97,165.58	Veronesi, M A	91,935.83
Thompson, K C	91,919.41	Vilkas, C A	76,839.48
Thompson, S A	84,542.84	Viswasam, R	88,302.74
Thomsett, D J	88,887.47	Volpatti, E M	82,432.07
Thomson, A W.	89,371.34	Vos, F J	94,851.71
Thomson, C E	76,484.43	Vulliamy, M F	93,652.29
Thomson, G D	80,504.05	Wadley, J M	104,994.62
Thomson, M G	103,350.68	Wager, S T	84,857.43
Thordarson, G F	92,217.23	Wagner, D J	86,078.24
Thouli, S S	85,973.66	Wahl, B A	134,386.82
Thurber, I D	99,202.34	Wallace, H B	109,364.76
Timbury, T	95,460.24	Wallace, S	101,927.10
Timm, T R	141,186.95	Walton, T A	97,373.01
Todd, S A	76,355.71	Ward, D A	83,670.30
Toneguzzo, P	94,898.25	Ward, J R	92,826.29
Tonner, M P	90,025.33	Wardrop, R A	81,665.83
Torvik, K W	95,245.99	Ware, R M	80,691.65
Touchet, D P	80,808.70	Warkentin, G S	75,305.19
Tran, H T	88,687.27	Warren, C H	102,955.16
Tran, T V	85,280.22	Watkins, B	114,904.92
Traversy, T H	83,036.13	Watson, A J	80,626.01
Trklja, B A	124,038.53	Watson, M G	80,691.08
Trowski, S P	116,661.50	Watt, C B	84,215.32
Trydal, R E	101,117.11	Watters, S G	93,323.60
Tsisserev, A	96,714.33	Watts, R M	91,083.20
Tsok, M	81,438.29	Webb, C G	82,164.96
Tudge, J A	103,810.90	Webb, S M	84,650.28
Tuininga, J	92,047.09	Webster, N A	92,574.20
Turkington, B J	90,241.06	Weeks, L S	95,180.83
Turner, M M	101,056.43	Weidman, D A	117,609.67
Turner, R G	123,037.07	Weidner, H G	77,913.96
Tutkaluke, W D	92,704.94	Weller, F R	91,258.83
Twynstra, M	80,352.57	Wells, D J	91,937.29
Tyson, D	77,917.13	Wendell, J	90,766.27
Uganec, K S	95,497.06	Westmacott, E	87,824.38
Underhill, K C	107,819.94	Weston, S J	93,574.95
Underwood, C	81,577.61	Whitlock, R W	91,146.86
Underwood, P S	101,416.09	Whitney, P	148,104.13
Upton, I W	108,722.00	Whyte, L J	80,609.28
Usui, R S	130,581.52	Wice, S G	84,290.14
Uunila, A T	87,362.15	Wickstead, G R	110,839.41
Vaisbord, P	81,920.59	Widdess, L E	77,847.76
Van Kemenade, I	97,719.75	Widdess, R B	87,039.80
Van Patten, D J	109,050.99	Wiebe, D J	129,726.44
Van Vliet, K	93,660.76	Wiebe, P M	98,548.84
Vance, C A	83,024.23	Wiens, C	76,896.32
Vander Hoek, S D	83,956.15	Wightman, M B	88,668.56
Vanderwood, P J	86,751.72	Wild, J	76,430.19
Vanstone, S M	81,981.58	Wilkinson, B M	97,323.82

**CITY OF VANCOUVER
SCHEDULE OF REMUNERATION – EMPLOYEES EARNING OVER \$75,000 continued**

Year Ended December 31, 2004

Williams, E D	\$ 82,274.50	Young, R A	\$ 82,618.15
Williams, J C	102,371.90	Young-Roy, J	86,751.72
Williams, R	101,117.07	Zagar, A M	75,021.23
Williams, R J	76,497.62	Zanatta, T M	100,482.35
Willis, D A	91,809.80	Zanotto, A J	76,953.45
Willis, M A	78,117.08	Zora, M W	152,643.49
Willock, B A	86,827.67	Zuccato, L I	98,629.00
Wilson, D E	75,405.15	Zweng, T S	88,274.90
Wilson, D I	102,578.61	Zworski, T	<u>104,473.34</u>
Wilson, J R	95,138.51		
Wilson, M G	98,624.35	Total	128,416,557.20
Wilson, R M	88,742.36	Under \$75,000	<u>288,820,754.80</u>
Wilson-Bates, F P	94,507.88		
Wimmer, P M	94,428.34	Grand Total	<u>\$ 417,237,312.00</u>
Windrim, W L	90,170.25		
Windsor, B D	96,956.65		
Winters, R C	105,469.31	Employer Portion of CPP and UIC	
Wolf, H C	90,629.39		<u>\$19,050,185.00</u>
Wolthers, M H	77,849.90		
Wong, B	80,574.00		
Wong, C	79,851.28		
Wong, D A	90,622.76		
Wong, D D	84,038.79		
Wong, G	116,544.58		
Wong, M W	80,352.56		
Wong, P M	91,109.19		
Wong, R L	91,137.87		
Woo, A	86,700.24		
Woo, N	78,189.86		
Wood, A C	79,928.83		
Wood, D R	87,485.80		
Wood, G R	91,669.58		
Woods, R G	110,714.47		
Woollacott, D	79,684.36		
Worsley, L S	97,006.37		
Wotherspoon, P A	102,630.62		
Wrathall, K T	99,974.65		
Wray, G W	106,845.02		
Wray, L D	79,194.87		
Wrigglesworth, J C	80,081.13		
Wright, D D	77,206.76		
Wright, E H	107,877.72		
Wu, L Y	97,093.46		
Wylie, D F	95,503.59		
Yee, C	96,424.00		
Yee, J	84,749.65		
Yeo, L J	96,857.55		
Yeomans, R	93,491.65		
Yingling, N L	108,556.35		
Young, B A	106,628.71		
Young, C	77,345.69		

CITY OF VANCOUVER
REMUNERATION – EXPLANATION OF VARIANCE

Year Ended December 31, 2004

(\$000s)

Remuneration Schedules		
Mayor and Council	668	
Vancouver Board of Parks and Recreation	59	
Vancouver Police Board	33	
Employees	<u>417,237</u>	
	417,997	
Employer Portion of UIC and CPP	19,050	
Other Employee Benefits	<u>47,330</u>	484,377
Total Wages, salaries and benefits per Consolidated Financial Statements		542,991
Difference		<u><u>58,614</u></u>

The variance between the remuneration schedule and the salaries and benefit expenses reported in the consolidated financial statements of the City are attributable to a number of factors including:

- the remuneration schedules are based on actual payments made in the year (including payouts of vacation, gratuity, overtime banks) whereas the financial statement figure is determined on an accrual basis.
- the remuneration includes taxable benefits which are recorded at full cost in the financial statements and includes items such as parking, leased vehicles and medical benefits.

**CITY OF VANCOUVER
SEVERANCE AGREEMENTS**

Year Ended December 31, 2004

Number of Agreements

3

Equivalent Number of
Gross Monthly Salary

1 - 3

Prepared under Financial Regulation Schedule 1, Section 6 (7)

**CITY OF VANCOUVER
CONFERENCES, COURSES AND TRAINING – EMPLOYEES EARNING OVER \$75,000**

Year Ended December 31, 2004

Ackerman, Rae	\$	6,035.58	Bowers, Kevin	\$	4,380.75
Adam, Ian		4,497.86	Boyd, Allen		234.57
Adams, Derek		295.00	Bracewell, Dale		2,830.10
Addis, Jeff		468.00	Bradshaw, Dierdre		3,082.65
Admana, Joel		1,874.50	Brady, Steve		325.00
Akin, Richard		1,750.26	Bragagnolo, Mark		1,779.61
Ames, Jennifer		49.70	Bremner, Peter		2,004.60
Amundsen, Jay		1,568.43	Brewer, Brad		3,582.42
Anderson, David		1,644.00	Bronson, Roy		368.75
Andrews, Jody		615.74	Brown, Heather		284.00
Andrews, Mark		1,092.72	Brownlee, Chris		309.63
Ann, Jim		1,259.61	Brydon, Rick		199.29
Apostoliuk, Shayne		575.00	Brynildsen, Don		3,835.66
Aquino, Francis		200.00	Buchanan, Deb		244.00
Armstrong, Tim		5,007.65	Burch, Peter		240.00
Arnold, Allan		658.05	Burgess, Joan		913.77
Arsenault, Alan		309.63	Burgess, Mark		309.63
Atwell, Christopher		3,128.96	Burke, Gerald		230.00
Au, Wendy		6,557.42	Burmachuk, Trevor		309.63
Avelar, Sandy		366.27	Burns, Wayne		123.05
Baker, Steve		246.10	Burridge, Brenda		309.63
Ballard, Paul		339.28	Burridge, Steven		309.63
Balsevich, Paul		180.00	Butterworth, Augie		2,047.59
Barbour, Dave		4,461.90	Cairns, Craig		1,348.55
Barker, Kevin		309.63	Callard, Len		3,214.54
Barnes, Gary		800.00	Callender, Steve		100.00
Barry, Sean		309.63	Campbell, Brian		5,277.51
Battista, Phillip		893.42	Campbell, Chris		309.63
Battle, Greg		1,270.85	Campbell, Daniel D.		2,358.26
Baxter, Sydney		2,112.45	Campbell, Mike		309.63
Beach, Chris		1,356.98	Canning, Blair		2,231.32
Beasley, Larry		2,596.72	Caprarie, Katherine		423.71
Begg, Trisha		1,193.24	Caswell, Ron		307.63
Beisick, Ray		1,545.72	Cavezza, Tony		309.63
Beith, Melanie		2,104.63	Cayer, Don		309.63
Bencze, Janice		309.63	Chalke, Richard		309.63
Bentley, Craig		3,010.85	Chalmers, Max		12,787.33
Berar, Roger		225.00	Chambers, Philip		2,006.24
Berglund, Larry		3,568.41	Chan, Jason		563.85
Bernardin, Kevin		171.75	Chapman, Bob		1,038.05
Bertolo, Roy		446.63	Chapman, Don		426.33
Bettles, Chris		674.60	Chernoff, Mark		2,634.26
Bezanson, Dan		919.47	Cherry, Jill		2,795.88
Bieg, Ron		11,949.65	Cho, William		1,651.44
Billing, Jean		61.53	Chow, Dave		295.00
Birkas, Mike		39.59	Chow, Howard		855.97
Bismeyer, Greg		200.00	Christensen, Mark		1,255.55
Black, Matt		214.46	Chu, Jim		7,864.14
Bloor, Sarah		1,507.43	Chu, Joseph		340.00
Blouin, Tony		200.00	Chu, Vicki		1,155.46
Bluschke, Barb		309.63	Ciavarro, Tanya		309.63

**CITY OF VANCOUVER
CONFERENCES, COURSES AND TRAINING – EMPLOYEES EARNING OVER \$75,000 continued**

Year Ended December 31, 2004

Clark, Bryan	\$	4,636.33	Dobrovolny, Jerry W	\$	4,859.97
Clarke, Bill		1,526.53	Doge, Patricia		133.75
Clarke, Rob		1,795.49	Donovan, Isobel		6,282.37
Clarke, Ross		889.95	Dormond, Keith		2,803.35
Coady, Shawn		332.25	Douglas, Bill		123.05
Coghill, Don		2,035.56	Douglas, Janice		1,999.74
Colussi, Rob		39.59	Dowling, Jim		508.42
Connell, Francie		743.65	Dowsett, Chris		110.67
Constable, Scott		1,659.07	Doyle, Douglas		347.80
Cook, Jack		267.50	Doyon, Eric		39.59
Cook, Paul		1,682.34	Drennan, Anne		325.00
Cooke, Barry		309.63	Dube, Dan		309.63
Cooke, Lorne		749.55	Ducote, Frank		3,683.51
Cooper, Bob		2,935.98	Duncan, Dave		959.22
Cork, Tom		1,206.94	Duncan, Don		200.00
Corrigan, Terry		2,224.23	Dureau, Dan		3,357.20
Courtenay, Joyce		340.58	Durston, Corinne		2,941.36
Cowx, Brent		290.00	Easterbrook, Tom		2,894.41
Cox, Malcolm		534.63	Edelson, Nathan		759.17
Craig, Deborah		577.21	Edwards, Scott		686.40
Cramer, Aaron		50.00	Eely, Steve		309.63
Cratchley, Stan		1,468.17	Egge, Chris		39.59
Critchley, Kevin		336.67	Elias, Gordon		788.42
Crocker, Carol		123.05	Elson, Steve		1,187.20
Crocker, Martin		3,871.36	Emerslund, William		359.63
Crocker, Trevor		608.37	Eng, Ken		154.00
Cumberworth, Mike		2,458.34	Ennis, Charles		851.26
Cumerlato, Lucia		266.43	Ens, Phil		2,053.95
Curran, Celeste		123.05	Evanson, Malcolm		1,630.00
Dalla Zanna, Robert		327.58	Eviston, Ed		325.00
Danieli, Joseph		4,543.80	Fairweather, Margare		462.78
Danroth, Jeff		244.00	Fairweather, Ron		674.33
Davey, Michelle		1,807.93	Faoro, Rob		40.00
Davidson, Jill		1,525.93	Fast, Roger		250.00
Davies, Brian		2,846.21	Fawcett, Ann		1,514.05
Davies, Sally		309.63	Fawcett, Brad		815.17
Davis-Johnson, Kate		1,068.88	Feenan, Ciaran		499.51
Dawes, Betty		993.44	Fell, Doug		1,295.47
Dehaas, John K		150.00	Ferguson, Wilfred		1,769.67
Delgiglio, Phil		2,428.51	Fiddler, Jim		666.40
Delmonico, Nick		1,045.49	Fincham, Randy		200.00
Demiris, Bill		100.00	Fisher, Doug		2,895.90
Denton, Gerry		225.00	Fisher, Jim		2,795.63
Deslauriers, Catheri		1,779.03	Flaherty, Shelagh		814.75
Desrochers, David		100.00	Flamand, Marcie		7,690.17
Dewar, Mike		309.63	Flanigan, Michael		3,476.37
Dewith, Frank		4,120.90	Fletcher, Jeff		347.75
Dhaliwal, Novi		309.63	Flewelling, James		3,088.99
Di Nozzi, Al		295.50	Fong, Vivian		440.14
Dick, Lowell		309.63	Forbes-Roberts, Jacq		850.00
Do, T		1,996.35	Forshaw, Mark		5,048.33

CITY OF VANCOUVER
CONFERENCES, COURSES AND TRAINING – EMPLOYEES EARNING OVER \$75,000 continued

Year Ended December 31, 2004

Frame, David	\$	39.59	Helmuth, Volker	\$	21.75
French, Patricia		48.00	Henderson, Paul		4,678.68
Furness, Kyle		400.00	Henderson, Scott		1,098.75
Gabriel, Geoff		696.79	Herd, Jeremy		695.00
Gates, Rick		90.95	Herman, Aubrey		801.50
Gatto, Bruno		817.55	Hiebert, Karis		1,511.79
Gattrell, Lori		498.78	High, Jason		7,607.63
Gaudette, Geoff		389.63	Highcock, Larry		1,930.94
Gayman, Leigh		552.83	Hlagi, Mike		434.45
Gebbie, Nick		1,892.08	Ho, Alan		1,754.13
Giardini, Mario		2,239.98	Ho, Anita		1,558.04
Gibbs, Louise		1,057.03	Ho, Sophronia		1,889.56
Gibson, Steve		200.00	Ho, Tim		1,792.25
Giesbrecht, Randy		937.92	Hobbs, Andy		2,605.53
Gilbert, Mike		24.50	Hodges, Glen		1,202.14
Gill, Hari		4,674.94	Hogan, Paul		309.63
Gillespie, Neil		309.63	Holdgate, Ray		9,256.97
Gilmore, Colin		1,645.71	Holland, W		547.99
Gilmour, Bruce		4,606.54	Holland, Wayne		874.72
Glover, Brian		2,412.84	Hollander, John		184.58
Gordon, Michael		707.88	Holm, Michelle		494.51
Gosbee, Al		40.00	Horne, Dave		1,784.22
Graf, Mark		309.63	Hosein, Clyde		1,659.24
Graham, Christopher		419.63	Houston, B		384.36
Graham, Jamie		20,039.37	Hovbrender, Axel		1,506.27
Gray, Cameron		2,199.74	Howard, Ronda		1,095.74
Greenberg, Jeff		61.53	Howerton, Don		870.00
Greenwood, Tim		3,962.16	Hrankowski, Ken		419.63
Griffiths, Glynis		537.28	Hucul, Paul		1,832.00
Grummisch, Eric		1,753.25	Hudniuk, D		39.59
Grywinski, John		2,488.73	Hudson, Bill		619.00
Gusdal, Guy		60.00	Hudson, Jim		1,738.00
Haaksma, Andre		200.00	Hufsmith, D		655.20
Haines, Brent		309.63	Hui, Tony		3,189.33
Hall, Darren		798.08	Humayun, Abdul		1,680.40
Hall, Joanne		4,549.67	Humphry, Wayne		720.11
Hallgren, Brett		1,804.71	Hunter, Jack		619.33
Hamade, James		200.00	Hunter, John		2,348.65
Hamilton, Hal		309.63	Hunter, Sharon		1,056.54
Hamilton, Ron		100.00	Huston, Bob		2,289.92
Hammel, Tom		100.50	Hynes, Brian		4,072.10
Hammond, Keith		1,619.01	Inouye, Randy		309.63
Hanuse, Steve		400.00	Irving, John		2,378.56
Harder, Daniel		217.82	Isaksson, Ike		3,509.10
Harris, Jeff		963.40	Jackel, Steve		309.63
Harrison, Valerie		3,047.73	Jackson, Dave		1,348.92
Harvey, Brian		148.05	Jackson, Jeff		2,761.63
Harvey, Sue		1,357.37	Jackson, Ross		1,479.80
Hatchman, Richard		795.00	Jagger, Dave		40.00
Heed, Kash		325.00	James, Lisa		3,812.19
Hein, Scot		3,802.97	Jean, Rich		309.63

**CITY OF VANCOUVER
CONFERENCES, COURSES AND TRAINING – EMPLOYEES EARNING OVER \$75,000 continued**

Year Ended December 31, 2004

Jenkins, Robert	\$	1,160.50	Lee, Glen	\$	1,882.88
Johnson, Jeremy		519.63	Lee, Jenny		184.58
Johnson, Tanya		309.63	Lee, Mario		90.95
Johnson, Tristan		309.63	Lee, Richard		2,775.59
Johnston, Joel		1,258.29	Leffler, Ernie		53.50
Johnston, William		7,263.74	Lemcke, Warren		1,015.00
Johnstone, Mark		2,729.31	Lemire, Cliff		195.28
Jordan, Eric		598.08	Lepard, Doug		10,857.93
Judd, Peter		5,142.68	Lepard, Ken		1,411.31
Kaisers, Ralph		309.63	Letourneux, Francois		318.45
Kamada, John		85.00	Levitt, Karen		210.53
Karlsson, Phil		778.95	L'hirondelle, Gwen		4,018.60
Kawaza, Nick		336.10	Liang, Karen		571.38
Kazuta, Aaron		283.22	Liljefors, Y		123.05
Kazuta, Craig		200.00	Lin, Catherine		941.60
Keays, Jeanette		65.00	Linde, Mike		200.00
Keen, John		711.99	Lintunen, Laura		347.75
Kellof, Susan		5,252.36	Littlefield, Michael		1,107.89
Kelly, Matt		309.63	Lo, Estelle		7,491.46
Kempton, Steve		309.63	Lojstrup, Svend		1,768.61
Kennedy, Tim		148.05	Lok, Neville		4,370.55
Kerluke, Laura		325.00	Louie, Doug		1,897.63
Keyes, Jennifer		309.63	Louie, Ron		357.38
Kirk, Al		768.05	Lowe, Catherine		1,734.00
Kirk, Gerry		230.00	Lowe, Livia		533.00
Kirkland, Don		2,995.38	Luke, Terry		867.28
Kitos, Richard		216.00	Lynch, Michael		39.59
Kleeband, Vello		1,011.25	MacGregor, Brent		5,207.02
Klein, Annette		1,489.24	MacKay, Lori		5,236.99
Klimchuk, Don		1,529.58	MacKenzie, Barry		845.30
Knight, Doug		379.56	MacPherson, Donald		6,050.86
Kodak, Greg		309.63	Mah, Alan		3,003.99
Krezan, Brent		1,096.13	Maitland, Bruce		4,086.32
Kross, Barry		404.36	Malesan, Mary		12,523.56
Kubicsek, Phillip		309.63	Mancell, Jim		4,934.88
Kumar, Arvind		492.20	Mangat, Rob		200.00
Kuncewicz, Michael		436.90	Manji, Shaif		309.63
Kuniss, Al		309.63	Manning, Bill		168.43
Kwok, Bill		369.15	Marchand, Melanie		712.70
Kwok, Kevin		763.75	Mark, Jonathan		4,264.74
Laidler, Tim		945.50	Marlay, Michael		5,719.15
Lambert, Cinda		4,836.36	Martel, Sean		446.10
Lamont, Ian Chuck		1,291.60	Martin, Ronald		2,316.91
Lau, James		696.30	Marzinzik, Terry		323.50
Lau, Kwong (Mark)		326.35	Mason, Tom		600.00
Law, Maria		35.00	Matheson, Mike		2,585.37
Lawrence, Brad		309.63	McAfee, Ann		7,090.27
Lawson, Cameron		1,862.92	McCabe, Al		782.00
Learey, Stephen		11,669.02	McCarthy, Michael		71.69
Leathem, Shane		150.00	McClelland, Bob		2,898.14
Lee, Esther		4,049.21	McCluskie, Cindy		957.12

**CITY OF VANCOUVER
CONFERENCES, COURSES AND TRAINING – EMPLOYEES EARNING OVER \$75,000 continued**

Year Ended December 31, 2004

McCluskie, Tom	\$	2,980.90	Newman, Glenn	\$	333.12
McCormick, Joanne		1,100.06	Newson, Bryan		1,728.46
McCreath, Lorna		7.00	Nguyen, Valencia		3,041.40
McDonald, Mike		309.63	Niedtner, Alfred		9,437.97
McEwen, Colin		1,859.11	Nielsen, Beth		837.62
McEwen, Thomas		8,327.39	Nixon, Ken		3,202.33
McGowan, John		1,618.30	Nixon, Kenneth George		100.00
McGuinness, Gordon		1,687.45	Nordin, Steve		3,095.87
McIntosh, Cal		225.00	Novak, Richard		1,012.38
McKay, John		485.50	Nowlan, Paul		315.75
McKearney, John		1,164.62	Nybo, Rob		223.27
McKenna, Liane		369.79	Nygaard, Gary		123.05
McKenna, Rick		4,548.30	Odendaal, Louis		777.62
McKenna, Steve		1,986.87	O'donovan, Dan		1,499.54
McLaren, Kevin		332.24	Oehlschlager, Kelly		1,300.05
McLarty, Dean		2,844.30	Osborne, Jay		200.00
McLean, Tom		200.00	Oudijn, Wayne		1,956.69
McNeill, Yardley		195.00	Palmer, Al		267.66
McQuiggin, Kevin		6,280.55	Park, Gordon		1,381.41
McTaggart, Steve		1,066.50	Parker, Alex		244.00
Meagher, Eric		2,363.64	Parkin, Ben		858.32
Meanley, Robert		9,885.91	Parsons, Bill		325.00
Meeres, Grant		1,456.21	Parsons, Greg		8,442.22
Meggs, Geoff		4,899.32	Patel, Kalpesh		1,098.45
Melnick, Ron		123.05	Patenaude, Jim		309.63
Melnyk, Larry		139.00	Patterson, Jeffrey		278.29
Meszaros, Michael		428.00	Patterson, Lee		244.00
Meyerhoff, Greg		200.00	Paulson, Dennis		3,152.58
Michaels, Rick		3,136.24	Pauw, Ralph		1,550.53
Miles, Garth		5,603.62	Pavananthan, Kandiah		696.30
Miller, Doug		200.00	Payette, Raymond		700.29
Miller, Steve		3,083.38	Pearce, Bruce		1,406.88
Milligan, Clive		361.97	Pearson, James		454.35
Mitchell, Bev		309.63	Pellegrin, Grant		1,467.92
Mitchell, Jeff		819.68	Penny, Bonnie		457.35
Mitchell, Jim		309.63	Pentland, John		781.10
Mitchell, Russ		3,018.06	Perry, Greg		421.01
Montague, Brian		200.00	Peterson, Jeff		56.21
Montesano, Dave		497.55	Petit, Eric		375.00
Montpellier, P		184.58	Petit, Sharon		50.00
Mooney, Robert		261.53	Phillipps, Dan		2,669.65
Muir, Suzanne		300.00	Phillips, Pat		976.65
Mulder, Rick		1,868.16	Picard, Brad		200.00
Mundick, Susan		3,518.96	Pierce, Terry		225.00
Munro, Neil		634.63	Pollard, Mike		1,342.00
Munroe, Jamie		225.00	Pomeroy, Warren		1,183.85
Murdock, Cameron		845.31	Poole, John		123.05
Murphy, Diane		956.78	Pope, David		407.00
Naklicki, Andrew		2,613.30	Porret, Cory		545.70
Neil, Louise S		1,985.22	Porteous, Mike		534.18
Neufeld, Greg		80.75	Porteus, Adua		601.57

**OF VANCOUVER
CONFERENCES, COURSES AND TRAINING – EMPLOYEES EARNING OVER \$75,000 continued**

Year Ended December 31, 2004

Pounder, Robert	\$	160.50	Schoenberger, Heidi	\$	994.20
Price, Ted		947.85	Schwab, Dave		123.05
Priest, Gord		3,948.52	Schwenneker, Jeff		60.00
Primerano, Salvador		738.30	Scobie, Rick		3,007.82
Procyshyn, Peter		223.27	Searwar, Damian		171.75
Rai, Roger		39.59	Sebastian, Ted		495.09
Rai, Steve		1,361.05	See, Reynold		244.00
Ramsay, Kevin		368.27	Serheniuk, Kim		443.38
Ranallo, Rom		309.63	Serr, Mike		1,980.01
Rankin, Laurence		6,218.32	Seto, Winston		200.00
Rattray, Bill		568.13	Sheard, John		347.75
Regush, Randy		309.63	Shepard, Rodger		250.00
Rennie, John		309.63	Sherris, Wayne		309.63
Revitt, John		4,314.10	Shiu, Eddie		1,868.76
Rich, Bob		3,122.20	Shotton, Jeremy		556.40
Ritchie, Thomas		1,024.08	Sidhu, Tej		250.00
Robbins, Carlene		8,110.54	Sim, Jeff		325.00
Roberts, Archie		1,093.05	Simmons, Mike		1,686.04
Roberts, Douglas		885.55	Smalley, Vikki		369.63
Robertson, David		4,092.50	Smitas, Rick		885.51
Robertson, John		1,828.76	Smith, Christopher		170.00
Robertson, Peter		1,259.54	Smith, Douglas		100.00
Robinson, Curtis		325.00	Smith, Eric		2,360.60
Robinson, Dean		3,221.43	Smith, Ian		822.59
Rodocker, Dan		184.58	Smith, Kim		3,086.92
Rodrigue, Wade		309.63	Smith, Mike		588.50
Roelofsen, Judy		203.70	Smith, Neil		377.00
Rogers, Cheryl		3,421.54	Soo, Sherman		239.59
Rogers, Judy		8,784.67	Sorbara, Guiseppe (Joe)		1,185.44
Rolls, Bob		325.00	Sorge, Ruben		325.00
Romanchook, Mitch		3,439.85	Sparks, Gary		1,951.29
Romanuik, Iris		3,396.25	Spencer, Doug		309.63
Rondeau, Mary Beth		622.36	St. Michel, Patricia		100.00
Rothwell, Rob		5,323.39	Staunton, Doug		2,495.80
Rudberg, Dave		649.08	Stebbing, Nick		1,325.79
Ruschke, Pamela		2,517.02	Stefulj, Peter		225.00
Rutgers, Pieter		25.00	Steinkampf, Mark		225.00
Rychkun, Tony		309.63	Stensrud, Ray		342.40
Sadler, Peter		1,409.47	Stewart, Linda		568.13
Sallinen, Teijo		225.00	Stewart, Mike		359.50
Sanders, Brian		130.51	Stinson, Ron		4,856.05
Sandhu, Ajmer		309.63	Stowe, Ian		239.59
Sandhu, Kinder		309.63	Stringer, Ralph		595.00
Scally, Dennis		487.44	Sullivan, Sheila		309.63
Schaaf, Rick		3,027.47	Sutherland, Gret		695.50
Scheer, Patsy		61.53	Swanson, David		1,506.86
Schell, Jeffrey		200.00	Sweeney, Peter		1,056.48
Schinbein, Ted		650.00	Sweeney, Steve		10,356.98
Schindel, B		39.59	Sydenham, Derek		561.00
Schmidke, Gordon		244.00	Symes, Ron		3,686.53
Schnitzer, Steve		3,599.50	Sziklai, Les		1,433.64

**OF VANCOUVER
CONFERENCES, COURSES AND TRAINING – EMPLOYEES EARNING OVER \$75,000 continued**

Year Ended December 31, 2004

Tang, Wai Ting	\$	4,974.65	Watts, Reg	\$	133.75
Tataryn, Rob		3,164.44	Webster, Norman		893.13
Taylor, Burke		1,997.61	Weeks, Larry		1,561.19
Taylor, Paul		520.00	Weidman, Dale		605.93
Taylor, Wendy		1,552.31	Weidner, Harv		330.00
Teichroeb, Paul		2,759.99	Wendell, Joanne		677.63
Terpsma, Leah		1,237.82	Westmacott, Ernie		358.45
Tetzel, Ray		1,464.33	Weston, Scott		309.63
Thiele, Daniel		785.00	Whitney, Paul		1,715.58
Thompson, Coleen		256.80	Whitlock, Robert		787.75
Thompson, David		481.38	Widdess, Rob		256.80
Thompson, Scott		1,669.71	Wiebe, Daryl		10,151.98
Thomson, Adrian		1,715.61	Wiebe, Phillip		602.01
Thomson, Glenn		1,523.60	Wild, Joanne		2,320.69
Thordarson, Glenn		1,623.27	Wilkinson, Benedikte		6,353.41
Thurber, Ian		385.24	Williams, Evan		254.25
Timbury, Troy		309.63	Williams, John		1,867.77
Timm, Tom		2,913.24	Williams, Rhys		2,804.26
Toneguzzo, Peter		1,807.76	Willis, Dave		130.51
Torvik, Kevin		309.63	Willock, Brian		2,518.26
Touchet, Dave		123.05	Wilson, Bob		1,007.76
Tran, Howard		309.63	Windrim, Wayne		289.26
Trowski, Sean		1,836.19	Wolthers, Mark		244.00
Tsisserev, Arkady		1,661.21	Wong, Dennis		200.00
Turner, Martin		39.59	Wong, George		309.63
Tutkaluke, Warren		598.08	Wong, Mike		123.05
Twynstra, Michael		133.75	Wong, Ray		1,244.72
Tyson, Dave		8,866.24	Woo, Avy		2,871.80
Uganec, Kevin		309.63	Woo, Nancy		200.00
Underwood, Chris		523.00	Woods, Rollie		699.50
Upton, Ian		133.75	Wray, Les		1,874.16
Usui, Robert		5,231.38	Wright, Ed		309.63
Vaisbord, Peter		1,631.08	Wu, Lisa		2,638.79
Van Kemenade, Ingrid		1,200.35	Wylie, Doug		548.60
Van Patten, Dave		1,270.30	Yee, Jeannie		550.00
Van Vliet, Kevin		1,672.91	Yeomans, Ralph		123.05
Vance, Cindy		4,510.54	Yingling, Nancy		4,574.16
Vanderwood, Paul		75.00	Young, Brian		262.60
Vanstone, Sheila		200.00	Zagar, Al		123.05
Vath, Gary		2,830.21	Zanatta, Tony		818.99
Verappan, Deena		2,455.65	Zora, Mike		1,336.42
Vilkas, Charlene		401.25	Zuccato, Loris		576.97
Vos, Fred		775.06	Zweng, Terry		1,412.93
Wadley, Jock		1,220.52			
Wallace, Brad		634.63			
Wallace, Sharon		2,083.50	Total	\$	1,085,549.26
Ward, John		309.63			
Wardrop, Russell		5,410.73			
Ware, Reuben		3,707.63			
Watson, Megan		766.25			
Watters, Steve		5,030.88			

Amounts reported are gross expenditures and do not include recoveries.

**SCHEDULE OF PAYMENTS
TO SUPPLIERS OF
GOODS AND SERVICES**

(\$25,000 AND OVER)

- ◆ CITY OF VANCOUVER
- ◆ VANCOUVER BOARD OF PARKS AND RECREATION
- ◆ VANCOUVER POLICE DEPARTMENT
- ◆ VANCOUVER PUBLIC LIBRARY

PREPARED UNDER THE FINANCIAL INFORMATION REGULATION
SCHEDULE 1, SECTION 7 (1)

CITY OF VANCOUVER
PAYMENTS TO SUPPLIERS OF GOODS AND SERVICES

Year Ended December 31, 2004

0692692 B C Ltd	\$	62,248.63
110-786 Investments D/B		209,151.63
2010 Olympic Legacies Now Society		50,000.00
3M Canada Co.		207,383.18
4th Utility Inc		173,879.37
A & A Anderson Tank		74,735.65
A & A Signcraft		132,823.56
A & N Trucking 1986 Ltd		102,198.72
A A Audio Lab		27,445.54
A J Forsyth & Co Ltd		34,417.17
A Randhawa Trucking		60,422.27
A W Fireguard Supplies		34,618.78
A C Paving Co Ltd		246,182.13
A S T C Science World Society		85,800.00
A C Van Egmond Export BV		34,029.42
A R Mower & Supply Ltd		67,286.84
Aaaaah-So Easy Mobile Mini-Storage		29,943.55
Abbey Window Coverings		27,007.45
Abloy Door Security		111,577.18
ACCESS		40,000.00
Acklands-Grainger Inc		1,004,420.30
ACM Environmental Corporation		33,021.69
Acorn Construction Co		33,281.94
ACTES Environmental Ltd		31,197.99
Action Glass		68,314.64
Active Chemicals Ltd		28,838.48
Active Fitness Equipment Services		36,462.76
Active.Com Inc, Recware Division		157,471.53
Acton Ostry Architects Inc		81,744.16
ADI (Ademco Distribution Int)		26,575.86
ADS-Advanced Drive Systems Inc		54,273.00
Advanced Pest Control		63,263.26
Air Canada		318,901.60
Air Liquide Canada Inc		136,892.53
Airtec Services Ltd		38,973.34
Alara Environmental Health And Safety Ltd		28,588.36
Alaska Airlines 98159		49,248.99
Albrecht, Jim		131,605.84
Alexander Holburn Beaudin & Lang In Trust		410,233.80
Alliance For Arts And Culture		66,615.25
Alltex Equipment Ltd		53,880.60
ALS Environmental		72,830.39
Alsco Uniform & Linen Services		52,021.58
Altus Group		50,841.39
Alumni Painters Ltd.		43,228.00
Andec Agencies Ltd		37,095.30
Anderson Plumbing & Heating		50,219.68
Andornot Consulting Inc		41,979.97
Andrew Sheret Ltd		458,269.11
Animal Care Clinic		62,498.72
Anixter Canada Inc		95,760.88
Ansan Industries Ltd		1,088,573.27

CITY OF VANCOUVER
PAYMENTS TO SUPPLIERS OF GOODS AND SERVICES - continued

Year Ended December 31, 2004

Anton Electrical Service Inc	\$ 350,544.18
AON Consulting Inc.	73,946.63
Apex Communications Inc	72,766.88
Aramark Canada Facility Services	1,335,142.97
Arbutus Roofing & Drains Ltd	36,182.05
Arete Safety And Protection Inc	30,441.50
Arlington Group Planning	41,666.66
Armature Electric Ltd	48,962.06
Arpac Storage Systems Corp	40,822.48
Arts Club of Vancouver	90,000.00
Associated Fire & Safety	281,453.01
Associated Lock & Supply Ltd	34,072.41
Assured Fire Protection Ltd	72,034.54
Astrographic Industries Ltd	49,891.09
Atlas Power Sweeping Ltd	197,910.04
Atlas Wine Merchants	62,715.90
Aufiero Terra Landscaping (2004)	58,781.48
Aulak Trucking	83,220.52
Aurora Police Department	85,752.97
Autodesk Inc	109,180.81
Avenue Machinery Corp	156,764.76
Axidata Inc	495,567.03
B A Blacktop Ltd	581,218.53
B A T Constructions Ltd	87,550.16
B C Protool	35,871.13
Balfour Consulting Group Inc	37,753.45
Bank of Canada	1,182,274.00
Barnes Wheaton	124,826.13
Bartle & Gibson Co Ltd	54,115.27
Baseline Strategies	133,816.35
Batavia Greenhouse Builders	27,139.36
Bates, Jeannie	63,721.53
Battered Women's Support Serv	25,845.00
B C Assessment Authority	11,621,792.35
B C Automatic Transmissions	33,092.89
B C Buildings Corp	105,527.00
B C Comfort Air Conditioning Ltd	87,374.51
B C Conveying Machinery Ltd	48,372.78
B C Guangdong Business	31,115.96
B C Hardwood Floor Co Ltd	31,864.07
B C Hydro	8,064,223.34
B C Online	95,991.93
B C Rubber Supply Ltd	32,808.10
BCP Express	58,796.38
BCP Plumbing	66,753.56
Beach Place Ventures Ltd	86,093.26
Bearingpoint LP	36,000.00
Beer, Theresa	32,581.50
Belco Electric Company Ltd	43,506.02
Bell Mobility	99,588.48

CITY OF VANCOUVER
PAYMENTS TO SUPPLIERS OF GOODS AND SERVICES - continued

Year Ended December 31, 2004

Bell West Inc	\$	310,750.36
Benchmark Architectural		258,229.92
Benny Foods Ltd		135,148.19
Bentall Property Mgmt Inc		441,462.76
Berger, Thomas R		88,275.23
Better Blend Coffee Ltd		32,749.29
Big Bold Beautiful Banner Co		69,800.48
Big Brothers of Greater Vancouver		37,400.00
Big Sisters		44,500.00
Bing Thom Architects		186,400.83
Blackbear Excavating Ltd		113,533.78
B-Line Tire & Auto Supply (B C)		31,992.99
Blue Max Lighting		128,000.79
Bms Integrated Services Inc		106,614.58
Bobcat Country Sales Inc		281,003.38
Bollman Roofing & Sheet Metal Ltd		99,831.01
Boughton Peterson Yang Anderson		26,125.50
Boulton Realty Ltd		257,953.38
Boys' And Girls' Clubs of Greater Vancouver		57,124.00
Brady's Excavating		109,786.53
Brandt Tractor Ltd		39,937.22
Breakthroughs Unlimited		35,694.53
BRI Resource		38,984.71
Bridge Communications		119,333.83
Bridgeport Graphics Ltd		36,726.68
Brighter Mechanical Ltd.		362,746.88
Brink's Canada Limited		29,327.85
Britannia Community Services Centre		1,560,577.64
Brite-Lite		276,325.30
British Columbia Corporation of Commissionaires		220,645.75
British Columbia Professional Firefighters Burn Fund		41,604.61
British Columbia Safety Authority		29,411.20
Broadway Refrigeration & Air		108,192.73
Brooks Corning Co Ltd		798,552.84
Brown Bros Ford		44,615.67
Bruce Carscadden Architect Inc		96,567.30
Buckland & Taylor Ltd		25,836.27
Budget Rent-A-Car		31,124.15
Bull Housser & Tupper		68,039.32
Bulls-Eye Uniforms Canada		78,228.98
Burlington Northern Santa Fe Railroad		163,873.67
Busby Perkins & Will		1,128,808.31
Buster's Towing (1987) Ltd		475,860.40
Butler Survey Equipment Ltd		150,461.06
Bynett Construction Services		110,203.58
C A P Ventures Ltd		524,006.05
C H I C Management Services Inc		125,923.16
Cadillac Fairview Corp Ltd		999,363.29
Calona Wines Ltd		25,821.77
Cambie Plumbing & Heating Ltd		31,546.01
Campbell & Grill Ltd		110,298.35

CITY OF VANCOUVER
PAYMENTS TO SUPPLIERS OF GOODS AND SERVICES - continued

Year Ended December 31, 2004

Canada Law Book Inc	\$ 35,944.26
Canada Mortgage & Housing Corp	43,576.84
Canada Pipe Co Ltd	1,040,903.73
Canada Post Corporation	330,336.51
Canada Spring Mfg (1988) Inc	39,360.87
Canada Ticket	47,465.05
Canadian Aerial Lift Co Ltd	88,618.13
Canadian Dewatering Ltd	203,184.35
Canadian Drafting & Engineering Supplies Ltd	134,459.12
Canadian Equipment Rentals Ltd.	69,400.21
Canadian Linen Supply	79,784.71
Canadian Management Centre	50,236.50
Canadian Pacific Railway Co	117,967.41
Canadian Paraplegic Association	55,000.00
Canadian Pest Control Ltd	40,055.01
Canadian Police College	25,782.36
Canadian Union of Public Employees	2,241,094.73
Canadian Wireless Technologies	66,426.54
Canco Cranes & Equipment Ltd	115,798.38
Cannor Nurseries Ltd	122,685.10
Canuel Caterers	64,526.29
Canwest Cutting And Coring	179,719.40
Carlson, Dana	34,623.47
Carmine Trucking	26,470.21
Carnegie Community Ctr Assn	33,176.70
Carr Mclean	31,362.49
Carrie Marsh	27,606.00
Carswell	40,606.10
Cascade Resources	125,294.34
Cascade Wear Ltd	158,736.74
CB Richard Ellis Limited	115,559.00
CCG Systems Inc	34,745.20
CDC Construction Ltd	209,982.43
CDS & Co	35,176,420.88
Cedar Cottage Neighbourhood	74,216.00
Cedar Crest Lands (B C) Ltd	52,254.35
Celebrate Vancouver Society	100,000.00
Cellcom Wireless	56,532.21
Centennial Food Service	125,012.20
Central City Mission's Soc	31,000.00
Central Heat Distribution Ltd	378,263.72
Central Pacific Trucking	60,503.01
Ceres Global Consulting Inc	38,635.03
Ceridian Canada Ltd	504,719.81
Charles Industrial Supply	328,261.14
Charter Telecom Inc	47,442.82
Chemmark Corporation	39,021.84
Chernoff Thompson Architects	188,626.58
Chevron Canada Limited	4,915,758.27
Children's Festival (CIAYA)	116,500.00

CITY OF VANCOUVER
PAYMENTS TO SUPPLIERS OF GOODS AND SERVICES - continued

Year Ended December 31, 2004

Childspace Playgrounds Ltd	\$	31,030.00
Chinese Cmty Library Svcs Assn		27,960.00
Christie Lites (Vancouver) Inc		32,619.72
Churchill Armoured Car Service		132,169.30
CIBC Mellon		45,719.66
Cimco Refrigeration		117,378.19
Cintas		105,799.37
CIT Financial Ltd		90,297.90
Citicorp Vendor Finance Ltd		46,866.13
Citiloc Systems Ltd		26,351.91
City Farmer		137,091.00
City Square Property Holdings Inc		145,354.28
CKNW Radio		78,505.90
Claricomm Communications		77,403.53
Classic Painting & Decorating		28,700.61
Claymore Clothes (1982) Ltd		477,316.82
Cleartech Industries Inc		114,460.52
Coast Mountain Buslink		210,496.61
Coast Mountain Thermal Inc		41,510.65
Coast Powertrain Ltd		27,872.76
Coast Vari-Temp Industries Ltd		50,736.04
Coastal Ford Sales Ltd		4,321,262.94
Cobra Electric		61,449.81
Coca-Cola Bottling Ltd		323,199.09
Coinamatic		36,490.25
Cole, Barbara		59,729.68
Collingwood Business Improvement		92,000.00
Collingwood Neighbourhood		342,689.50
Collins Manufacturing		30,681.97
Collins, John		42,644.50
Color Your World Corp		37,513.25
Columbia Bitulithic Limited		2,772,687.82
Combined Painting (1985) Ltd		36,759.85
Command Engineering		27,686.25
Commander Warehouse Equipment		277,211.19
Commercial Drive Business Society		110,250.00
Commercial Electronics Ltd		31,685.87
Commercial Telecom Group Inc		118,662.77
Community Legal Assistance		42,420.00
Computer Associates Canada Ltd		59,511.90
Computershare Trust Co of Canada		6,909,627.32
Comren Contracting Ltd		106,784.57
Concept House Inc		26,003.46
Concord Excavating & Contracting		50,167.60
Contemporary Art Gallery		57,009.36
Context Research Ltd		31,760.93
Continental Roofing		56,913.51
Coriolis Consulting Corp		54,428.76
Corp of Delta		3,470,475.70
Co-Van International Trucks		164,062.88
Covenant House Vancouver		100,887.18

CITY OF VANCOUVER
PAYMENTS TO SUPPLIERS OF GOODS AND SERVICES - continued

Year Ended December 31, 2004

Cox, Taylor, In Trust	\$ 2,449,999.00
Coyne Community Development	47,030.82
CP Distributors	70,965.41
Crace Contracting	42,269.02
Creative Battery Systems	71,562.59
Creative City Network	48,005.00
Creative Direction	43,850.25
Creative Door Services Ltd	36,742.36
Crest Cleaning Contracting	34,454.00
Crocker Equipment Co Ltd	353,605.13
Crossin & Coristine	129,354.32
Crystal Glass Canada Ltd	52,853.02
CSDC Systems Inc	40,371.10
CUPE (Local 1004)	1,141,774.01
CUPE Local 391	196,295.49
Custom Protect Ear Inc	49,383.66
CWS Industries Ltd	26,676.60
D L Watts Flooring (1994) Ltd	28,654.39
Dairyland	55,595.39
Dams Ford Lincoln Sales Ltd	144,360.12
Danco Equipment Inc	77,257.40
Danny's Trucking Ltd	29,809.14
Darwin Construction (Western) Ltd	59,306.88
Datanet Imaging Systems	56,667.01
David G Butcher Law Corp	27,442.71
Davidson Bros Mech Contr Ltd	125,654.59
Davie Village Business Association	120,100.00
Davis & Company	63,362.09
DB Perks & Associates Ltd	42,588.87
DBM Refrigeration Ltd.	27,187.45
Decisionone Corporation	415,323.83
Del Equipment	365,245.13
Dell Computer Corporation	116,304.66
Deloitte & Touche Llp	36,604.70
Delta Aggregates Ltd	511,480.18
Demco Disposal Service Ltd	57,830.88
DERA - Seniors Coordinator	30,000.00
Detroit Diesel-Allison B C	28,735.96
Dewar Pacific Projects Ltd	48,505.23
Dhaliwal Trucking	130,153.10
Dhillon Charan Singh	77,268.45
Dietlein Construction Inc	144,941.19
Dillon Consulting Limited	58,497.11
Direct Energy Business Services	1,884,876.69
Direct Equipment West Ltd	222,915.93
Directional Mining & Drilling Ltd	165,261.41
Dirks Landscape Design/Build Ltd.	58,244.99
Dobney Foundry Ltd	43,446.27
Dominion Fairmile Construction Ltd	17,019,289.39
Donald Flooring Contract Sales Ltd	56,851.57
Dorsey, James E	26,817.87

CITY OF VANCOUVER
PAYMENTS TO SUPPLIERS OF GOODS AND SERVICES - continued

Year Ended December 31, 2004

Downs/Archambault & Partners	\$ 37,556.34
Downtown Eastside Women's Centre	55,000.00
Downtown Eastside Youth Activities	40,500.00
Downtown Vancouver Business	1,800,605.00
Dr. Pamela Cramond-Malkin	27,000.00
Dream Rider Theatre Society	52,417.09
Driving Unlimited	41,649.75
DTM Systems Corporation	35,519.31
Dueck Chevrolet Old Cad Ltd	85,968.76
Durante Kreuk Ltd	104,744.32
Dyna Engineering Ltd	54,214.48
Dynix	250,337.43
E Lees & Associates Consulting	86,422.28
E B Horsman & Son	119,769.63
E S K Enterprise Ltd	169,270.69
Eagle West Truck & Crane Inc	85,143.13
Earl Francis Pro Shop	144,906.54
Earth Tech Canada Inc	71,286.42
East Richmond Nurseries	37,049.00
Eastside Family Place Society	56,190.00
EBA Engineering Consultants Ltd	30,216.41
Ebsco Canada Ltd	409,521.80
Eburne Hauling & Loading Ltd	56,702.37
E-Comm	16,094,479.04
Econo Turf Ltd	37,843.06
Econolite Canada Inc.	86,432.82
Economics Research Associates	40,966.20
Ecowaste Industries Ltd	136,955.05
Eddy Moore Trucking	107,997.85
Edenvale Restoration Specialists	158,349.70
EECOL Electric (Sask) Inc	47,994.03
Eistream Viewstar, Inc	119,880.53
Elgar Electric	39,831.04
EM Plastic & Electric Prod Ltd	51,366.05
Embers	30,617.66
Emco Limited	500,957.69
Emergency Response Systems Inc	62,446.93
End Legislated Poverty	33,996.00
Ensign Pacific Lease Ltd	41,490.54
Enterprise Paper Co Ltd	250,780.63
Enterprise Project Management Ltd	29,532.00
Enterprise Rent A Car	48,852.90
Entire Building Svces Ltd	92,923.30
Environmental Field Services of B C	44,795.55
Environmental Youth Alliance	27,121.61
Envirotest Canada	25,036.00
Enviro-Vac	109,270.72
Epcor Technologies Inc	91,095.63
Epic Data Inc - Adc Solutions Group	120,839.79
Ericsson Mfg	26,585.74
ESC Automation Inc	167,085.30

CITY OF VANCOUVER
PAYMENTS TO SUPPLIERS OF GOODS AND SERVICES - continued

Year Ended December 31, 2004

Evergro Canada Inc	\$ 120,487.30
Evin Industries Ltd	28,186.30
Evolve Technologies Ltd	54,000.23
Excelsior Building Mtce Ltd	30,509.85
Executive Building Maintenance Inc	102,652.50
Extreme Welding And Fabrication	102,549.48
F A E Sales & Services Ltd	46,772.16
Fair Trade Enterprises Ltd	45,248.69
Fairmeade Investments Ltd	42,362.24
Fairway Systems	53,664.15
Falcon Equipment Ltd	62,437.43
Family Maintenance Enforcement Program	144,573.28
Family Services of Gr Van	68,890.00
Farm Tek Turf Services Inc	45,758.02
Farris, Vaughan,Wills & Murphy	1,145,614.21
Fasken Martineau Dumoulin LLP	1,696,462.60
Fast Trac Enterprises Ltd	86,275.29
Fast Track To Employment (FTE)	381,643.55
FCD First Choice Waste	34,014.19
Fechheimer Brothers Uniform Co	71,738.61
Federation of Canadian	81,766.71
Finning International Inc	1,677,958.37
Firehall Theatre Society	75,347.75
Firemen's Benefit Assoc of Van	66,409.00
Flexahopper Plastics	142,077.75
Flora Design Landscaping And Maintenance Inc	136,475.03
Flynn Canada Ltd	47,009.38
Fonex Data Systems Inc	51,506.68
Footage Tools	30,480.92
Forestar Golf Sales Ltd	25,454.35
Fortran Traffic Systems Ltd	37,990.37
Forty Functions Ent Ltd	40,125.00
Four Eleven Seniors' Ctre Soc	55,944.00
FP Construction Ltd	51,732.09
Frank's Trucking	38,087.64
Fraser Valley Equipment Ltd	94,812.16
Fred Thompson Contractors (1991)	73,906.61
Fred Welsh Ltd	707,887.86
Freightliner Of Vancouver Ltd	2,666,570.98
Friesen Equipment	156,501.27
Friesen, Ingrid	30,250.50
Fringe Festival (1st Vancouver Theatre Space Society)	31,500.00
Frog Hollow Neighbourhood	95,589.00
Fujitec Canada Inc	92,973.30
G & R Singh & Son Trucking Ltd	154,631.52
G Magus Excavating Ltd	118,675.69
G Mann Trucking	166,314.14
G Trasolini Contractors Ltd	62,174.53
G D Hamilton Associates Consulting	79,102.98
G S Bhullar Trucking	50,438.48
Gage-Babcock & Associates	55,865.31

CITY OF VANCOUVER
PAYMENTS TO SUPPLIERS OF GOODS AND SERVICES - continued

Year Ended December 31, 2004

Gardens By Nature Landscape	\$ 32,945.78
Gary Pharness & Associates Ltd	146,861.44
Gastown Business Improvement Soc	409,824.68
GCL Contracting & Engineering Inc	285,089.94
Gemaco Sales Ltd	153,126.51
Gemco Construction Ltd	154,407.50
Gencor Industries Inc	33,046.42
General Paint	184,791.62
Geopacific Consultants Ltd	33,597.29
George Bubas Motors Ltd	125,886.27
Gescan	125,972.18
Gladding McBean	84,612.63
Glastech 2000 Contracting Ltd	118,213.86
Global Rental Canada, ULC	116,680.00
Go Wireless, Inc	138,837.40
Godfrey, Ken	34,668.00
Golden Globe Construction Ltd	295,978.56
Golder Associates Ltd	300,002.12
Goodbye Graffiti Inc	278,113.12
Gordon Neighbourhood House (ANH)	54,844.00
Grand & Toy	504,949.70
Grand Image Corporation	43,214.38
Grandview Blacktop Ltd	1,207,619.71
Great West Life	2,536,401.93
Greater Vancouver Gateway Society	50,000.00
Greater Vancouver Regional District	14,908,997.48
Greater Vancouver Sewerage And Drainage District	38,440,873.03
Greater Vancouver Society To Bridge Arts & Community	233,260.00
Greater Vancouver Transportation Authority	44,006,911.62
Greater Vancouver Water District	30,734,615.81
Green Line Sales Ltd	25,683.30
Green Thumb Players Society	31,000.00
Green Valley Fertilizer Ltd	34,291.60
Greenline Golf & Turf Equip Ltd	69,596.97
Greenlite Traffic	123,482.48
Greg Bubas/Victoria Excavating	109,380.56
Greyell-Macphail	249,261.79
Grouse Mountain Resorts Ltd	32,393.22
Guillevin International Co	449,723.24
Habitat Systems Inc	131,853.62
Halifax Regional Library	81,620.12
Hanley Agencies Ltd	50,754.40
Harassment Solutions Inc	55,533.00
Harbourview Electric Ltd	35,524.00
Harrington Industries Ltd	25,642.62
Harry Powar Trucking	116,353.90
Harvey's Stores Ltd	44,431.70
Hastings Family Drop-In Enrichment Centre	33,956.00
Hastings North Business Improvement Association	250,000.00
Hazmasters Environmental	27,424.68
Headlines Theatre Co Society	26,160.00

CITY OF VANCOUVER
PAYMENTS TO SUPPLIERS OF GOODS AND SERVICES - continued

Year Ended December 31, 2004

Henriquez Partners Architects	\$	491,441.06
Heritage Office Furnishings Ltd		120,349.55
Holland, Mark		84,670.74
Holmes Greenslade, In Trust		803,750.24
Honeywell Limited		80,924.28
Horseshoe Star Holdings Ltd		146,332.05
Hothi Trucking		42,069.16
Hotson Bakker Architects		128,813.89
Hub Fire Engines		97,097.08
Hudema Consulting Group Limited		35,263.39
Hughes Condon Marler: Architects		602,691.89
Hurst, Phil		117,336.43
Husky Oil Ltd		637,481.63
Hutchinson Nursery Sales Ltd		27,404.17
HXP Inc		3,500,000.00
IATSE Local 118 Trust		32,286.42
IBM Canada Ltd		464,929.74
Icard Systems Inc		26,578.43
ID Security Systems Canada Inc		125,950.00
Idaz Construction		104,409.15
Ideal Distributors Ltd		32,176.31
Ideaworks		87,092.53
Identacam Systems Canada Ltd		78,980.86
Immigrant Services Society of B C		26,200.00
Imperial Oil		189,132.07
Imperial Paving Ltd		817,635.06
Imprest - Legal Serv Land Reg Fees		59,161.75
Imprest - Park Board		361,156.61
Information Builders (CDA) Inc		95,867.00
Inglis, Gordon		66,662.82
Ingrid Tymm Production Services		50,725.25
Initial Security		369,898.52
Inland Refugee Society of B C		44,440.00
Inland/Pacific Distributors		117,611.85
Innovative Air Solutions		39,113.85
Inprotect Systems Inc		39,541.79
Insurance Corp of B C		1,870,298.00
Integrity Consulting		25,894.00
Intercontinental Truck Body Inc		1,038,704.71
International Brotherhood of Electrical Workers		97,702.55
International Crowd Management Inc		35,901.33
International Truck And Engine Corporation		306,523.92
Interprovincial Traffic Services Ltd		1,022,200.11
Intertrade Canada Limited		44,462.61
Int'l Paper Industries Ltd		642,416.57
Ipsos-Reid Corporation		63,130.00
Iron Mountain		94,925.10
Irving Tire Ltd		216,165.90
Island City Baking Company		66,241.01
Italy Restaurant & Delicatessen		31,167.54
J & M Trucking		113,377.29

CITY OF VANCOUVER
PAYMENTS TO SUPPLIERS OF GOODS AND SERVICES - continued

Year Ended December 31, 2004

J Brown Trucking Co Inc	\$ 128,643.69
J Pohlmann Inc	28,783.00
J Bhinder Trucking	75,571.44
J R Virk Trucking Ltd	112,783.45
J A Flesher Company, Inc	49,077.76
J S Sanghera Trucking	126,735.72
James H Bush & Associates	31,083.50
James Neill & Associates Ltd	69,134.20
Janitor's Warehouse	706,262.35
Japanese Comm Vol Assoc	26,720.00
Jerry Williams Excavating Ltd	42,689.79
Jim Cook Trucking	67,260.90
J J Barnicke Management	83,707.37
J J M Construction Ltd	130,262.08
Johathan Yardley Architect	41,714.17
Joints	60,964.32
Jonathan Losee Ltd	37,741.33
Jordart Canada	126,864.61
Joseph Wood Construction Ltd	63,763.37
J S I Telecom	33,919.00
Justice Institute of B C	50,455.31
Kal Tire	350,345.96
Kalef Consulting	70,433.20
Karyo Communications	44,671.81
Kask Brothers	1,385,914.59
Katherine Sanford Housing Society	85,500.00
Kavanagh, Jean	72,427.30
K C C 4th Avenue Business Improvement Association	100,000.00
K C C Contracting	45,927.72
Kee-Lok Security Supplies Ltd	113,716.55
Keen Engineering Co Ltd	33,583.12
Ken Bradley Trucking & Excavating Ltd.	62,501.69
Ken Wallsmith Contracting	122,536.54
Kendrick Equipment Ltd	86,868.16
Kenneth G Phillips, In Trust	2,752,401.89
Kenny's Trucking	67,692.11
Kerr Wood Leidal Associates Ltd.	33,775.34
Kerrisdale Business Assoc	346,785.00
Kerrisdale Comm Ctre Society	30,959.05
Keso Turf Supplies	36,289.89
Kettle Friendship Society	41,200.00
Keystone Environmental Ltd	187,480.77
Killarney Community Ctre Society	27,814.39
King Diana	30,107.15
King, Stanley	34,877.85
Kitchen, Darren	26,697.92
Kitsilano Neighbourhood House	51,300.00
Kiwassa Neighborhood Services	132,999.00
Knight Safety Ltd	26,935.79
K N W Diesel Inc	136,397.15
Kodiak Trucking & Equip Ltd	793,510.99

**CITY OF VANCOUVER
PAYMENTS TO SUPPLIERS OF GOODS AND SERVICES**

Year Ended December 31, 2004

Kone Inc	\$ 68,508.09
Konica Minolta Business	176,716.66
KPMG	151,529.12
Kristo's Glass Services Inc	60,324.90
L & L Painting & Sandblasting	261,363.02
L & M Backhoe Services Ltd	185,042.19
La Hawk Enterprises Ltd	134,017.50
La Van & Company In Trust	839,470.46
Lafarge Canada Inc	2,173,981.61
Lam Metal Contracting Ltd	83,135.46
Land And Water British Columbia Inc	159,766.41
Law Courts Education Society of B C	30,000.00
Lawnboy Enterprises Ltd	26,635.06
Lawson Lundell Lawson & McIntosh	1,500,276.80
Leadership And Learning Collaboratory	144,985.00
L E C Engineering Ltd	46,652.00
LeHigh Northwest Cement Ltd	84,632.21
Lens & Shutter	71,187.47
Levelton Consultants Ltd	67,653.69
Lexisnexis Canada Inc	25,563.76
L G S Group Inc.	52,861.06
Liberte Contracting	66,379.71
Liebert Canada	25,523.42
Life Fitness	82,532.75
Lifesaver Business & Consulting Services Ltd	71,370.94
Lifesaving Society	27,495.84
Little Mountain Neighbourhood House Society	183,086.77
Livingston Int'l Inc	51,857.82
Logicorp Data Systems Ltd	26,196.02
Lower Mainland Ceramic Tile	41,613.56
Lower Mainland Fast Freight	39,865.76
Lower Mainland Public Sup Assoc	35,480.00
M & T Air Conditioning Ltd	53,697.02
M Ateeq Trucking	93,342.77
M P Pro Painting	50,060.65
M/A-Com Private Radio Systems	58,902.18
MacDonald, Elizabeth	46,169.04
MacInnis Engineering Associates Ltd	40,016.51
Magnus Booth	165,904.65
Mahil Trucking	142,712.56
Mainland Demo Contracting Ltd	1,022,744.71
Mainland Information Systems Ltd	624,720.63
Mainland Sand & Gravel Ltd	1,998,388.57
Mainroad Contracting Ltd	252,540.99
Makam Construction Ltd	911,349.57
Manac, A Division Of The Canam Manac Group Inc	928,558.84
Mancorp Industrial Sales Ltd	37,850.52
Marine Roofing Repairs & Mtce	87,654.00
Mark Suttle Agencies Ltd	33,478.00
Marpole Business Association	100,000.00
Marpole-Oakridge Area Council	33,500.00

CITY OF VANCOUVER
PAYMENTS TO SUPPLIERS OF GOODS AND SERVICES

Year Ended December 31, 2004

Martz Shipman, In Trust	\$ 3,475,308.64
Masonlift	115,308.27
Master Halco	28,184.18
Matrex Company	30,445.35
Maxwell Floors Ltd	70,825.61
McGregor & Thompson Hardware Ltd	76,856.25
McNab, Cameron	59,844.52
McRae's Environmental Services Ltd	510,859.23
M D Charlton Co Ltd	237,339.69
Medical Services Plan of B C	5,330,823.60
Medisys Corporate Health Svc	473,761.84
Mercedes-Benz Canada	43,493.18
Metro Motors Ltd	157,470.94
Metro Parking Ltd	89,777.21
Metro Testing Laboratories Ltd	56,154.69
Michael Fogel	31,618.50
Micro Com Systems Ltd	90,527.79
Micro Concept Systems Inc	42,888.29
Microserve	274,380.59
Microserve V8205	3,995,423.08
Midland's Workwear Plus	107,948.96
Mike Douglas Excavating	124,914.82
Millennium Sports Facility	1,230,840.00
Miller Cartage & Contracting Ltd	47,485.50
Milliken & Co Agencies Ltd	142,226.63
Ming Pao Daily News	31,954.30
Minister of Finance	277,555,166.80
Mini-Tankers Ltd	453,856.47
Mitchell Press Limited	67,462.27
Mitchell's Gourmet Foods	33,009.87
Mitel Networks Corporation	94,728.34
Modu-Loc Fence Rentals	30,547.17
Mole Hill Community Housing Society	29,041.99
Mondiale Development Ltd	39,884.25
Moody's Investors Service	35,000.00
Moore	31,358.09
Moore Wallace Incorporated	26,850.25
Morrow Environmental	157,214.24
Mortal Coil Society	131,169.49
Mosaic - 3 Community Outreach	130,236.00
Motorola Ltd	95,624.16
Mount Pleasant C C A	44,101.00
Mount Pleasant Commercial	180,000.00
Mount Pleasant Family Ctre	60,336.00
Mt Pleasant Nbhd House	77,405.00
Mueller Flow Control	940,222.11
Multicultural Helping House	35,000.00
Multi-Lingual Tek Inc	27,649.97
Mundi Trucking Ltd	109,974.88
Municipal Pension Plan	60,904,203.33
Mustel Group	85,182.35

CITY OF VANCOUVER
PAYMENTS TO SUPPLIERS OF GOODS AND SERVICES

Year Ended December 31, 2004

N D Graphic Products Limited	\$ 88,609.18
Navigant International Canada Inc	27,279.11
NAPA Auto Parts	779,535.26
National Bank of Canada	1,646,914.21
National Car Rental	43,738.09
National Tile (2001) Ltd	47,548.27
N D Lea Consultants Ltd.	125,249.34
Nedco	297,869.60
Neopost	75,792.25
Neptune Food Service	201,231.01
Neptune Technology Group	378,722.29
Nestle Canada Inc	178,651.02
Net-Tec Security Services Inc	122,991.09
Neufeld, W R	128,294.09
New Line Skateparks Inc	264,714.58
New Moon Excavating Ltd	39,872.49
New West Gypsum Recycling (B C) Inc	169,272.78
New West Press Co Ltd	34,850.40
New Westminster Police Service	71,626.99
Newalta	77,213.44
New-Line Hose & Fittings	88,889.15
Nex Innovations Inc	349,693.86
Nichols, W	85,477.97
Norben Electric Ltd	45,514.95
Norseman Plastics Limited	40,327.23
Nortel Networks Limited	26,486.78
North Fraser Port Authority	69,935.04
North Sky Consulting	54,570.00
Northern Athletic Inc	32,755.76
Northern Building Supply Ltd	330,389.53
Nova Pole International Inc	784,978.94
Novacom Construction Ltd	224,535.35
Novax Industries Corporation	474,244.71
N P Mcparland Inc	61,042.58
Oakcreek Golf & Turf Inc	280,754.88
Oakridge Centre Vancouver	499,596.26
Ocean Construction Supply Ltd	832,061.46
O C L C, Inc	53,167.55
Omicron Design Group	583,612.47
Omni Engineering Inc	30,524.26
Omni Security Systems Ltd	71,161.94
Oracle Corporation Canada Inc	41,376.46
Orion Electronics Ltd	44,672.50
O S I Geomatics Ltd.	77,774.95
Otis Canada, Inc.	281,494.44
Overhead Door Company	69,793.41
P S I Fluid Power Ltd	154,828.43
Pacblue Digital Reprographics	51,069.72
Pacific Alliance Technologies	46,528.85
Pacific Ballet Society	82,000.00
Pacific Blasting Demolition & Shoring Ltd	49,834.48

CITY OF VANCOUVER
PAYMENTS TO SUPPLIERS OF GOODS AND SERVICES

Year Ended December 31, 2004

Pacific Blue Cross	\$ 9,659,222.67
Pacific Bolt Mfg Ltd	53,511.79
Pacific Centre Leaseholds Limited	1,508,632.86
Pacific Cinematheque	28,426.00
Pacific Coast Heavy Truck Group	78,180.25
Pacific Community Resources Society	50,500.00
Pacific Controls Ltd	40,372.87
Pacific Cutting & Coring Ltd	48,853.66
Pacific Door Closer Service Ltd	28,834.44
Pacific Endura Finishes Ltd	26,570.81
Pacific Fasteners Ltd	28,184.73
Pacific National Exhibition	25,388.00
Pacific Newspaper Group	131,812.04
Pacific Risk Management Corp	54,166.27
Pacific Safety Products Inc	83,155.64
Pacific Space Centre Society	474,900.00
Pacific View Contracting Ltd	68,414.66
Padam, A	75,485.08
Panel Products	47,968.24
Pardaman Sekhon	57,666.77
Parker Pacific Equipment Sales	985,567.94
Parking Corp of Vancouver	287,610.48
Parkwood Construction Ltd	755,950.14
Pascoe Williams Mechanical	115,291.86
Pattison Sign Group	26,960.38
Paul's Radiator (1985) Ltd	33,026.44
Paving Solutions	65,602.70
Performance Sawing & Drilling Ltd	123,894.17
Perspectives Human Relations	56,991.52
Petro-Canada Products	146,878.52
PFAME	48,604.00
PHH Canada Inc	170,916.24
Phoenix Enterprises Ltd	95,502.85
PHS Community Services Society	174,305.71
Phyllis Godfrey	32,100.00
Pickering Safety	46,267.08
Pickseed Canada Inc	35,850.06
Pictogram Communications Inc	85,863.82
Pinton Forrest & Madden	98,059.42
Piroche Plants Inc	50,849.13
PIRS	58,200.00
Playtech Distributors Inc.	29,514.38
Plaza 500 Hotel	87,042.77
Point Grey Village Business Association	70,000.00
Polar Battery Vancouver Ltd	37,782.95
Polar Bear Corp. Education Solutions	185,522.22
Police Ordinance Co Inc	33,186.84
Polo Security Services Ltd	26,029.59
Port Coquitlam & District	60,556.65
Poschner Construction (88) Ltd	1,706,950.12
Postage By Phone	76,220.20

**CITY OF VANCOUVER
PAYMENTS TO SUPPLIERS OF GOODS AND SERVICES**

Year Ended December 31, 2004

Potluck Catering	\$	26,233.68
PPE Labs		42,907.97
Pratt, Patrice		54,446.71
Precision Business Technologies Inc		166,293.67
Precision Mounting Technologies		131,927.68
Premier Envelope		60,596.13
Premier Security Service		41,769.21
Premium Printing		49,950.37
Pressed Metal Products Ltd		60,838.19
Prima Carpets Ltd		27,659.50
Prior & Prior Associates Ltd		26,117.49
Progressive Fence		170,984.93
Progressive Messenger Ltd		80,942.34
Progressive Security Inc		403,082.00
Proscenium Architecture Inc		41,147.06
Public Library Interlink		120,060.00
PYX Financial Group Inc		52,242.81
Qualichem Industrial Products Ltd		94,426.47
Quan, Harvey		73,270.94
Quebecor World Inc		42,307.91
Quillicum Environmental Services		130,442.74
R Bury Media And Supplies Ltd		154,688.08
R Kim Perry & Associates		337,869.27
R Nicholls Distributors Inc.		98,557.37
R M B Construction		33,788.46
Randhawa, A S		27,620.37
Rapac Network International Inc		95,479.77
Ratel Mobile Communications Ltd		32,650.32
Raybern Erectors Ltd		178,619.26
Ray-Cam Co-Op Association		246,214.81
Read Jones Christoffersen Ltd		485,989.58
Realclean Drycleaners		33,275.46
Redmonds Trucking & Backhoe		116,444.71
Rees-Thomas & Company		29,092.79
Regal Controls Ltd		25,862.13
Regina Public Library		78,021.08
Remdal Painting & Restoration Inc		32,837.77
Renault, Ogilvy		33,416.76
Rennie, Maureen		28,398.34
Resqtech Systems Inc		86,860.16
Rethink Communications Inc		41,195.00
Richco Contracting Ltd		78,434.36
Richmond Elevator Maintenance Ltd		25,198.05
Richvan Holdings Ltd		122,035.96
Ricoh Canada Inc		31,707.62
Risi, Claudio		106,098.25
Rite-Temp Refrigeration		32,300.46
RMRS For Postage		417,300.00
RNG Equipment		33,065.90
Robson Street Business Assoc		317,065.00

**CITY OF VANCOUVER
PAYMENTS TO SUPPLIERS OF GOODS AND SERVICES**

Year Ended December 31, 2004

Rock-Crete Equipment Ltd	\$ 75,041.91
Rogad Construction Ltd	122,902.72
Rogers At&T	468,707.67
Rogers Cantel	33,002.51
Rollins Machinery Ltd	85,025.23
Rose Security Services Inc	317,533.54
Roundhouse Community Arts & Recreation Society	102,631.02
Royal Bank of Canada	7,508,439.34
Royal Bank Visa	76,043.27
Royal Oak Holdings Ltd	195,801.53
Russell Food Equipment	32,636.74
S Chahal Trucking	51,448.07
S K Sanitary Specialties Mfg Ltd	165,827.97
S Sidhu Trucking	100,254.61
S U C C E S S	120,286.10
Safe Software Inc	39,048.65
Safe-Guard Fence Ltd	33,904.02
Safety Grid Pavements Ltd	517,334.25
Sandhu, Jasminder	32,494.54
Sandpiper Contracting Limited	33,158.84
Sangha Trucking	47,375.74
SAP Canada Inc	810,941.52
Schenke/Bawol Eng'g Ltd	35,702.53
Schmidt, Ron	43,370.00
Schwarz & Co Law Corporation	43,736.95
SCI A-1 Plastics Ltd	51,295.80
Scott, Jim	188,463.12
Seacor Environmental Inc	29,654.99
Seafire Training Ltd	29,446.40
Sealand RV Service & Products (1980) Ltd	29,019.91
SeaVancouver Festival Society	50,000.00
Secure Links	28,476.98
Securicor Protection Serv Inc	403,768.90
Securiguard Services Ltd	30,913.23
Sensible Security Solutions Inc	115,740.83
Sensus Metering Systems	245,465.36
Sev Contracting	39,654.93
Seven Group	28,153.07
SGBIA	362,615.00
Shanahan's Ltd	106,441.92
Shaw Cable	66,010.80
Shell Canada	47,389.77
Sheran Trucking	63,062.47
Sherine Industries Ltd	134,881.47
Sherlock's Transport Inc	73,903.47
Shirtland Laundry & Dry Cleaners Ltd	310,102.46
Silver City Galvanizing Inc	25,409.77
Simon Fraser University	33,499.50
Simon's Bike Shop	40,270.69
Smart & Williams	286,838.93
Smile Photo	94,491.94

CITY OF VANCOUVER
PAYMENTS TO SUPPLIERS OF GOODS AND SERVICES

Year Ended December 31, 2004

Smith Bros & Wilson (B C) Ltd	\$ 1,232,440.56
Smithrite Portable Services Ltd	90,879.60
Snelling Services Inc	233,715.80
Snider, Greg	30,905.25
Snowbean Wholesale Group Ltd	60,514.38
SOLE - Save Our Living Environment	83,997.22
Solid Rock Steel	154,132.54
South Cambie Trucking Ltd	98,795.80
South Granville Seniors Centre	52,144.00
South Van Nbhd House (ANH)	59,000.00
South Vancouver Family Place	51,004.00
South Vancouver Seniors	26,000.00
Southridge Aggregates Ltd	41,684.69
Spears Sales & Service Ltd	37,709.18
Specimen Trees Wholesale	95,457.74
Spectratec Services Group Inc	66,827.39
Spectrum Marketing Corp	25,295.88
Spectrum Skyworks Inc	67,804.83
Sperling Hansen Associates	77,711.36
Spirit Systems Group Ltd	54,698.40
Sports Exchange, The	31,861.32
Sprint Canada	518,462.72
St James Community Service Society	95,359.50
Standard & Poor's	26,750.00
Stanley Park Ecology Society	111,900.00
Stantec Architecture Ltd	50,651.40
Stantec Consulting Ltd.	37,266.75
Sterling Crane	49,446.63
Sterling, Cooper & Associates	32,914.87
Stikeman, Elliott	221,487.37
Strategic Corporate Wear	25,337.92
Strathcona Area Merchants Society	325,976.21
Strathcona Community Centre	170,400.14
Sun Life of Canada	1,386,387.42
Sunrise Projects Limited	402,067.29
Sunset Community Association	44,140.20
Superior Propane	139,567.73
Surespan Construction Ltd	367,525.02
Surfwood Supply (1964) Ltd	739,672.59
Swing Time Distributors Ltd	51,160.34
Syncor	149,389.96
Synertech Systems Corp	66,040.40
Synovate Ltd	72,449.70
Sysco Vancouver	272,088.29
Syscon Justice Systems Ltd	39,388.00
T Moscone & Bros. Ground	91,384.24
T Rai's Trucking	90,927.36
T S Trucking	105,964.60
Tactical Advantage	56,920.72
Target Products Ltd	104,093.84
Teamsters Local Union 31	180,611.52

CITY OF VANCOUVER
PAYMENTS TO SUPPLIERS OF GOODS AND SERVICES

Year Ended December 31, 2004

TEC Floor Coverings Ltd	\$	44,219.18
Teldon International Inc		27,015.04
Telus Business Solutions		335,290.00
Telus Communications (B C) Inc		1,450,098.28
Telus Mobility		621,834.62
Telus Services Inc		177,183.60
Tenant's Rights Action Coalition		37,592.00
Tennant Company		385,470.37
Terasen Gas Inc		1,872,514.02
Terasen Waterworks & Utility Service		801,796.15
Terminal City Ironworks (A C S) Inc		192,222.77
Terra Designworks Inc		133,749.10
Terratech Equipment Inc		556,486.98
Terratech Rentals		69,092.15
Tham Excavating Ltd		28,830.62
Thauli, A S		54,062.18
The Aboriginal Front Door Society		32,571.00
The Alberta Library		141,790.76
The Candyman Sweets Co Ltd		59,491.50
The Centre For Sustainability		35,000.00
The Current Sales Corporation		40,650.00
The Dance Centre		29,000.00
The Georgia Straight		53,850.78
The Home Depot 7042		62,723.36
The Legal Freelance Centre		77,221.56
The Ram Group Inc		46,283.02
The Tempest Development Group Inc		46,026.25
The Vancouver Club		225,634.53
The Vancouver Courier		34,407.05
Thompson, Maurice S		54,150.60
Thorco West Equipment Ltd		37,453.58
Three Vets Ltd		47,081.57
Thunderbird Neighbourhood Assn		63,221.52
Thunderbird Plastics Ltd		28,579.80
Thyssenkrupp Elevator		182,046.59
Tin, Michael		35,545.70
Toe-Hoe Leasing Ltd		127,470.63
Toronto Public Library		74,190.96
Tourism Vancouver		1,586,519.61
TR Consulting Inc		45,501.73
Trafco (Canada)		296,296.15
Trane British Columbia		44,618.96
Trauma Tech		26,579.70
Travelers Financial Corporation		212,328.23
Treen Safety Inc		35,094.83
Trev Deeley Motorcycles		49,542.67
Triple Three Trading Ltd		30,869.17
Turner Co (Canada)		51,530.94
Turn-Key Construction Inc		157,137.03
Tutt Brothers Transport'n Ltd		67,869.55
Tyalta Industries Inc		275,582.78

CITY OF VANCOUVER
PAYMENTS TO SUPPLIERS OF GOODS AND SERVICES

Year Ended December 31, 2004

UCC Group Inc	\$	324,257.48
Ulmer Contracting Ltd		55,693.50
Underhill & Underhill		28,404.39
Union of B C Municipalities (U B C M)		230,279.04
Unique Management Services, Inc		60,720.00
Unisource Canada Inc		110,450.55
United Airlines		27,526.99
United Rentals		843,597.64
United Way of Lower Mainland		152,697.14
Universal Concrete		42,713.60
University of British Columbia		390,187.86
Urban Impact Recycling Ltd		87,383.69
Urban Native Youth Association		50,625.00
Urban Sawing & Grooving Co Ltd		522,872.72
U S Bank Canada		375,179.86
USMOMS Community Projects		124,550.00
Van Firefighter's Concert And Marching Band		44,900.00
Vanc Sun/Prov		113,487.23
VanCity Trust Services (VESP)		4,112,622.60
Vancouver Aboriginal Friendship		41,262.00
Vancouver Art Gallery		1,990,068.84
Vancouver Chinatown BIA Society		147,689.00
Vancouver City Planning Commission		110,000.00
Vancouver Civic Employee Assistance Society		214,100.00
Vancouver Coastal Health Authority		2,727,770.13
Vancouver Convention Centre		300,000.00
Vancouver East Cultural Centre		72,000.00
Vancouver Economic Development		628,189.00
Vancouver Fire Fighters Sick Plan		495,367.91
Vancouver Fire Fighters' Union		1,103,442.05
Vancouver Firefighters Credit Union		4,819,011.00
Vancouver Folk Music Festival		55,000.00
Vancouver Foremen's Assoc		42,704.00
Vancouver Foundation		40,000.00
Vancouver Heritage Conservation		100,000.00
Vancouver Holdings Ltd		161,537.75
Vancouver Maritime Museum		372,242.40
Vancouver Moving Theatre		124,083.65
Vancouver Museum Commission		676,346.93
Vancouver Police Union Group Life Insurance		1,198,206.52
Vancouver Police Credit Union		6,641,908.10
Vancouver Police Union		1,015,821.61
Vancouver Port Authority		31,719.44
Vancouver Public Housing Corp		182,149.11
Vancouver Recovery Club		26,260.00
Vancouver Sawmills Limited		33,639.72
Vancouver School Board		412,177.90
Vancouver Second Mile Society		93,508.00
Vancouver Society of Children's Centres		292,911.26
Vancouver Status of Women		32,000.00
Vancouver Symphony Society		55,000.00

CITY OF VANCOUVER
PAYMENTS TO SUPPLIERS OF GOODS AND SERVICES

Year Ended December 31, 2004

Vancouver Trolley Company (1996)	\$	196,180.54
Vancouver Volunteer Centre		25,492.00
Vancouver Women's Health		49,421.00
Vandusen Flower & Garden Show		46,271.74
Vannet Newspapers		164,707.34
Vanport Enterprises Ltd		88,673.04
VCR Print Co Ltd		112,593.31
Verity, Inc		28,738.26
Vertech Elevator Services Inc		28,490.13
Veterans Memorial Housing Soc.		73,258.41
VIA Architecture		537,075.34
Viceroy Rubber And Plastic Ltd		35,022.73
Victoria Drive Business		75,000.00
Viking Fire Protection		71,772.45
Vimar Equipment Ltd		360,833.27
Virk Bros Trucking		90,064.53
Visram And Company, In Trust		277,747.95
Vizon Scitec Inc		36,160.92
W H Lowden Inc		133,578.71
Wajax Industries Limited		52,271.14
Wakefield Development Ltd		37,313.15
Wally Watt Trucking Ltd		95,211.92
Warrington Property Group		1,951,219.17
Waste Control Services		330,581.55
Waste Management		322,817.28
Watari Research Association		69,572.70
Watson Gloves		107,949.84
Watson Wyatt & Company		32,100.00
Web Engineering Ltd		40,270.62
Webtech Wireless		26,688.14
Wescan Direct Mail Service		106,400.73
Wesco Distribution Canada Inc		291,973.63
Wesco Industries Ltd		53,823.40
West Bros Frames & Chairs		37,009.06
West Coast Alignment & Frame		36,545.35
West Coast Electric Ltd		187,146.29
West Coast Machinery Ltd		225,773.26
West End Seniors Network Society		37,000.00
West Jet		41,319.62
West Lease, Division Of Westminster		61,202.87
West Side Family Place Society		36,760.00
Westburne Supply		125,189.64
Westcoast Child Care Resource		256,020.75
Westcoast Engineering Ltd		255,506.01
Westcor Services Limited		29,010.01
Western Canada Enterprises		29,734.93
Western Canada Tube Products Ltd		40,702.18
Western Excavating		67,112.47
Western Marine Co		26,837.74
Western Oil Services Ltd		169,748.96
Western Safety		36,441.92

CITY OF VANCOUVER
PAYMENTS TO SUPPLIERS OF GOODS AND SERVICES

Year Ended December 31, 2002

Western Scale Co Ltd	\$	47,635.41
Western Supplies Wholesale		34,975.64
Westmar Consultants Inc		138,896.16
Westpen Properties Ltd		112,268.51
Westpro Constructors Group Ltd		2,237,728.55
Westvac Industrial Ltd		35,904.99
Westview Sales Ltd		152,280.22
Westwood Topsoil Ltd		100,908.96
Wilkinson Steel And Metals		295,430.72
Williams Machinery Ltd		129,720.91
Willis Canada Inc		2,164,223.00
Winvan Paving Ltd		235,636.52
Wish Drop-In Centre Society		54,000.00
Wisner & Rawlings Electric Ltd		28,851.02
Women Against Violence Against Women		31,000.00
Wood Projects Ltd		76,789.41
Workers' Compensation Board of B C		6,237,267.15
World Peace Forum Society		45,000.00
WPS North America Inc		262,761.63
Wurth Canada Ltd		107,818.05
WWW.Mills.Ca		504,464.87
Xerox Canada Ltd		545,175.22
Yaletown Business Improvement Assoc		275,000.00
Yen Bros Produce Ltd		252,178.75
Yeomen Property Maintenance & Renovation		92,423.31
YWCA of Vancouver		133,923.00
Zeemac Vehicle Lease Ltd		684,442.37
Zelco Painting & Coatings Ltd		53,511.31
		<hr/>
Total - Suppliers Over \$25,000		833,413,557.17
		<hr/>
Total - Suppliers Under \$25,000		20,290,984.29
		<hr/>
Total	\$	<u>853,704,541.46</u>

VANCOUVER BOARD OF PARKS AND RECREATION
IMPREST PAYMENTS

Year Ended December 31, 2004

Millenium Sport Facility Society	\$	57,150.00
Kitsilano Community Centre Association		<u>30,037.04</u>
Total Payments Over \$25,000		87,187.04
Imprest Cheques (payments less than \$25,000)		<u>278,740.88</u>
Total Imprest Payments	\$	<u><u>365,927.92</u></u>

VANCOUVER PUBLIC LIBRARY BOARD
LIBRARY BOOKS

Year Ended December 31, 2004

Baker and Taylor	\$ 35,791.75
Beijing Bookstore	42,762.25
Blackwell's (U.K.) Elec.	26,561.82
British Columbia Library Association	94,271.54
BWI	55,181.17
Canwest Interactive Inc.	35,809.39
Ebsco Canada Ltd.	128,882.09
Golden Crown Book Store	91,667.99
H.B. Fenn and Company Ltd.	84,599.48
Harpercollins Canada Ltd.	113,799.31
How To Video Inc.	120,081.57
Ingram	94,707.37
John Wiley & Sons Canada Ltd.	34,450.60
Kidsbooks	45,490.53
Liang You Book Co. Ltd.	26,993.96
Library Bound Inc.	147,108.89
Mallory International Ltd.	33,634.08
Micromedia Limited	130,070.17
Midwest Library Service	98,716.22
Monarch Books of Canada Limited	28,260.53
Oxford University Press Canada	29,919.42
Proquest Information And Learning	37,126.19
Public Library Interlink	272,885.38
Raincoast Book Distribution Ltd.	99,612.85
Reed Elsevier New Providence	34,138.21
S & B Books Ltd.	80,518.46
Simon & Schuster Canada	50,811.90
Sino United Publishing (Can) Ltd.	102,193.49
Stricker Books	70,442.01
United Library Services	929,216.06
University Of Toronto Press (For Bks.)	32,317.38
White Dwarf Books	39,797.52
World Book Educational Products	27,123.32
	<hr/>
Vandors with total > \$25,000	3,274,942.90
Vendors with total < \$25,000	1,052,358.15
	<hr/>
Total	\$ 4,327,301.05

CITY OF VANCOUVER
RECONCILIATION OF PAYMENTS TO SUPPLIERS OF GOODS AND SERVICES (000s)

Year Ended December 31, 2004

The City prepares the schedule of payments based on actual disbursements processed through its Accounts Payable system. This provides assurance on completeness as the reported amounts are reconciled to the financial system cheque register and electronic funds transfer records.

The schedule of payments is a "cash basis" listing. This figure therefore will differ significantly from the expenditures in the consolidated financial statements which are reported on an accrual basis resulting in timing differences. Furthermore, there are disbursements which are not considered expenditures including payments made to other taxing authorities, employee payroll deductions, debt principal repayments. Conversely, there are expenditures which do not involve an actual disbursement (in addition to accruals)-grants offset by related revenues (eg. Theatre operating grants), holdbacks.

**STATEMENT OF
PAYMENTS OF
COMMUNITY GRANTS OR CONTRIBUTIONS**

**CITY OF VANCOUVER
GRANTS – CULTURAL**

Year Ended December 31, 2004

Aboriginal Art & Culture Celebration Society	\$	5,000.00
Alibi Unplugged Script Reading Series		1,500.00
Anatomica Dance Society		2,000.00
Arts Club of Vancouver Society		90,000.00
Artspeak Gallery		13,000.00
Atmasphere Art Society		4,000.00
Axis Theatre Society		14,000.00
B.C. Book Prizes		1,000.00
B.C. Chamber Orchestra - Baxter		2,300.00
Ballet B C		86,675.00
Ballet British Columbia Society		82,000.00
Bard On The Beach Theatre Society		10,000.00
Battery Opera Performing Arts Society		4,500.00
Boca Del Lupo Theatre Society		7,000.00
Burney Ensemble Society		3,000.00
Can. Music Centre B C		11,000.00
Caravan World Rhythms Society		9,350.00
Carousel Theatre Society		20,000.00
Centre Culturel Francophone De Vancouver City Council		10,300.00
Chamber Music Festival		13,000.00
Children's Arts Umbrella Association		9,800.00
Children's Festival (CICYA)		116,500.00
Chor Leoni Men's Choir		4,000.00
Cineworks Independent Filmmakers Society		15,000.00
Co. Erasga Society		3,000.00
Coastal Jazz And Blues Society		29,900.00
Contemporary Art Gallery Society		43,000.00
Crystal Pite Dance Society		5,000.00
Dance Centre		24,000.00
Dancearts Vancouver Society		17,000.00
Dancing On The Edge Festival Society		13,100.00
Danstabat Performing Society		4,500.00
Doxa Documentary Film & Video Festival		1,000.00
Dragon Boat Festival		5,000.00
Early Music Vancouver		14,000.00
Edam Performing Arts Society		11,000.00
Electric Company Theatre Society		12,500.00
Elektra Women's Choir		3,000.00
Firehall Theatre Society		40,000.00
Flamenco Rosario (Rosario Ancer Flamenco)		2,300.00
Friends Of Chamber Music		16,370.00
Fringe Festival		31,500.00
Full Circle: First Nations Performance Society		5,500.00
Gallery Gachet		2,000.00
Gallery Gachet Society - Diversity Grants		3,500.00
Goh Ballet Vancouver Society - Baxter		2,300.00
Green Thumb Players Society		31,000.00
Grinning Dragon Theatre Company Society		4,000.00
Grunt Gallery - Visible Arts Society		12,000.00
Hard Rubber New Music Society		3,500.00
Headlines Theatres		10,000.00

CITY OF VANCOUVER
GRANTS – CULTURAL - continued

Year Ended December 31, 2004

Holy Body Tattoo Society	\$	12,500.00
Jabulani World Music Society		1,500.00
Joe Ink Performance Society		6,500.00
Karen Jamieson Dance Society		5,000.00
Kokoro Dance Theatre Society		11,500.00
La Luna (View The Performing Society)		4,000.00
Leaky Heaven Performance Society		6,500.00
Les Saints (Newworld Theatre Society)		9,000.00
Little Chamber Music Series That Could		1,500.00
Lola MacLaughlin Dance Society		10,500.00
Maindance Project Society		2,000.00
Malaspina Printmakers Society		4,500.00
Mandala Arts and Culture Society		2,300.00
Mascall Dance Society		4,000.00
Modern Baroque Opera Society		7,500.00
Mortal Coil Performance Society		4,500.00
Movement Enterprises		1,500.00
Music In The Morning Concert Society		19,150.00
Musica Intima Society		6,000.00
Narrative 360		2,500.00
Native Daughters of B.C. Post No. 1		3,500.00
New Forms Media Society		3,000.00
New Orchestra Workshop Society		3,000.00
New Performance Works Society		1,000.00
Newworld Theatre Society		9,000.00
Norman Rothstein Theatre		7,500.00
OR Gallery Society		10,000.00
Pacific Baroque Orchestra Society		4,000.00
Pacific Cinematheque Pacifique		22,500.00
Pacific Theatre		7,000.00
Pandit Jasraj School of Music Foundation		1,000.00
Pink Ink Theatre Production Association		9,000.00
Pitt Gallery		7,000.00
Playwrights' Theatre Centre		15,000.00
Powell Street Festival Society		6,000.00
Public Dreams Society		14,000.00
Radix Theatre Society		3,500.00
Realwheels Society.		2,500.00
Reel To Real International Film Festival		1,000.00
Rosario Ancer Flamenco Arts Society		3,000.00
Ruby Slippers Production Society		8,000.00
Rumble Production Society		12,000.00
Satellite Video Exchange Society		16,000.00
Screaming Weenie Productions		2,500.00
Senior's Research Group Of Chinese Opera & Music		1,500.00
Shameless Hussy Production Society		2,500.00
Society For Disability Arts and Culture		3,500.00
Solo Collective Theatre Society		2,500.00
Standing Wave		2,500.00
Taiwanese Cultural Festival		5,000.00
The Centre For Sustainability		15,000.00

CITY OF VANCOUVER
GRANTS – CULTURAL - continued

Year Ended December 31, 2004

Theatre In The Raw Society	\$	1,500.00
Theatre La Seizieme		8,000.00
Theatre Replacement Society		7,000.00
Theatre Terrific Society		3,000.00
Touchstone Theatre Society		22,500.00
Turning Point Ensemble Society		2,500.00
Up In The Air Theatre Society		1,500.00
Urban Ink Productions		6,500.00
Uzume Taiko Drum Group Society		5,500.00
Vancouver Academy of Music		32,975.00
Vancouver Access Artist Run Centre		5,000.00
Vancouver Asian Film Festival Society		1,000.00
Vancouver Asian Heritage Festival Month Society		7,500.00
Vancouver Bach Choir		56,600.00
Vancouver Cantata Society		13,000.00
Vancouver Centre For Contemporary Asian Art		13,500.00
Vancouver Chamber Choir		26,625.00
Vancouver Chinese Choir Association		4,350.00
Vancouver Chinese Instrumental Music Society		2,500.00
Vancouver Co-Operative Radio		10,000.00
Vancouver Cultural Alliance		40,000.00
Vancouver Dance Centre Society		5,000.00
Vancouver East Cultural Centre		72,000.00
Vancouver Folk Music Festival Society		57,300.00
Vancouver International Comedy Festival Society		8,000.00
Vancouver International Dance Festival Society		6,000.00
Vancouver International Film Festival Society		17,500.00
Vancouver International Writers Festival Society		22,000.00
Vancouver Jewish Film Festival		1,000.00
Vancouver Moving Theatre Society		4,000.00
Vancouver New Music Society		28,600.00
Vancouver Opera Association		319,845.00
Vancouver Out On Screen Film & Video		5,000.00
Vancouver Playhouse Company		406,200.00
Vancouver Pro Musica Society		2,000.00
Vancouver Recital Society		53,400.00
Vancouver Society Of Storytelling		5,000.00
Vancouver Summer Festival Society		17,700.00
Vancouver Symphony Society		816,872.50
Vancouver Tap Dance Society		2,000.00
Vancouver Youth Symphony Orchestra		6,025.00
Vancouver Youth Theatre Society		4,000.00
Velocity Meida Arts Services Society		1,000.00
Vetta Chamber Music and Recital		2,500.00
Wen Wei Dance Society		2,500.00
Western Front Society		22,000.00
Western Theatre Conspiracy Arts Society		3,500.00
Word On The Street Festival		3,000.00
		<hr/>
Total	\$	<u>3,375,837.50</u>

CITY OF VANCOUVER
GRANTS - COMMUNITY SERVICES

Year Ended December 31, 2004

ALDA-Adult Learning Development Association	\$	15,000.00
ANH-Camping and Outdoor Unit		7,850.00
Battered Women's Support Services		34,460.00
B C Coalition of People With Disabilities		28,500.00
Big Brothers of Greater Vancouver		37,400.00
Big Sisters of B C Lower Mainland		44,500.00
Boys' & Girls' Club of Greater Vancouver		57,124.00
Britannia CSC - Latin American Youth Worker		40,500.00
Britannia CSC - Vietnamese Seniors Outreach		38,500.00
Canadian Paraplegic Association		35,000.00
Cedar Cottage Neighbourhood House (ANH)		59,000.00
Centre For Sustainability		20,000.00
Chinese Community Library Service Association		27,960.00
Collingwood Neighbourhood House Society		59,000.00
Community Legal Assistance Society		42,420.00
Crisis Intervention and Suicide Prevention Centre		18,200.00
DERA - Seniors Co-Ordinator		30,000.00
Downtown Eastside Women's Centre Association		55,000.00
Downtown Eastside Youth Activities Society		40,500.00
Dugout - Central City Mission		31,000.00
Eagles In The Sky Association		5,000.00
Eastside Family Place		53,000.00
End Legislated Poverty – Organizer		33,996.00
Environmental Youth Alliance – YDYA		16,500.00
Family Services - Family Therapy		27,920.00
Family Services - Street Youth		40,500.00
Four Eleven (4-11) Seniors' Centre Society		44,744.00
Four Eleven Seniors' Centre - Project Co-Ordinator		11,200.00
Frog Hollow Neighbourhood (ANH) Youth Ski		18,500.00
Frog Hollow Neighbourhood House (ANH)		59,000.00
Gordon Neighbourhood House (ANH)		54,844.00
Hastings Community Association Enrichment Centre		33,956.00
Immigrant Services Society of B C- My Circle Pro		26,200.00
Information Services Vancouver Society		15,756.00
Inland Refugee Society of B C		44,440.00
Japanese Community Volunteer Association - Tonari Gumi		26,720.00
Jewish Family Service Agency		14,600.00
Kettle Friendship Society		41,200.00
Kitsilano Neighbourhood House (ANH)		51,300.00
Kiwassa Neighbourhood Service Association		59,000.00
Kiwassa Neighbourhood Service Association - Youth Program		22,500.00
La Boussole, Centre Communautaire Society		14,000.00
Law Courts Education Society of B C		30,000.00
Learning Disabilities Association of B C		20,404.00
Leave Out Violence (LOVE) British Columbia		20,000.00
Little Mountain Neighbourhood House Society		59,000.00
Marpole Oakridge Area Council - Seniors		33,500.00
Marpole Oakridge Family Place Society		21,800.00
MOSAIC		88,436.00
MOSAIC Strathcona - Vietnamese Family		41,800.00
Mount Pleasant CCA - Cambodian Worker		28,780.00

CITY OF VANCOUVER
GRANTS - COMMUNITY SERVICES - continued

Year Ended December 31, 2004

Mount Pleasant Family Centre Society	\$	60,336.00
Mount Pleasant Neighbourhood House (ANH) - Core		54,812.00
Multicultural Helping House Society		35,000.00
Nisha Family & Children's Services Society		40,500.00
North Shore Counselling Centre Society		5,000.00
PACE - Prostitution Alt. Counselling & Education		22,500.00
Pacific Legal Education Association (PLEA)		20,000.00
Pacific Post Partum Support Society		17,000.00
PFAME - Gab Youth Services		28,200.00
PFAME - Gay & Lesbian Services		20,404.00
Philippine Women Centre of British Columbia		17,500.00
PIRS - Lead Program		16,000.00
PIRS - Outreach Workers		42,200.00
Provincial Tenants' Rights Coalition		37,592.00
Real Power Youth Society		15,000.00
Renfrew - Collingwood Seniors' Society		16,200.00
Self-Help Resource Association		20,000.00
South Granville Seniors Friendship Centre		32,644.00
South Granville Seniors Friendship Centre - Spanish Centre		19,500.00
South Van Neighbourhood House - Seniors Project		20,200.00
South Vancouver Family Place		51,004.00
South Vancouver Neighbourhood House (ANH)		59,000.00
South Vancouver Seniors Network Society		26,000.00
Strathcona Community Centre - S.O.S.		38,380.00
Success - Bridging The Gap Family Service Adv.		40,000.00
Success - Seniors QOL Program		37,360.00
Success - Youth At Risk Program		40,500.00
Taiwanese Canadian Cultural Society		12,000.00
The Kidsafe Project Society		13,120.00
Theatre For Living Society (Headlines Theatre)		16,160.00
Thunderbird Neighbourhood Association		39,380.00
Urban Native Indian Society		23,000.00
Urban Native Youth Association - Outreach		50,625.00
Vancouver Rape Relief & Womens Shelter		18,700.00
Vancouver 2nd Mile Society - DTES Neighbourhood Help		29,452.00
Vancouver 2nd Mile Society - DTES Seniors' Centre		22,444.00
Vancouver 2nd Mile Society - Neighbourhood Helpers		41,612.00
Vancouver Aboriginal Friendship Centre Society		20,000.00
Vancouver Area Human Rights Coalition		20,000.00
Vancouver Association For Survivors of Torture		15,292.00
Vancouver Community Network		15,292.00
Vancouver Recovery Club		26,260.00
Vancouver Society of Children's Centres		14,140.00
Vancouver Status of Women		32,000.00
Vancouver Volunteer Centre		25,492.00
Vancouver Women Health Collective Society		49,421.00
West End Seniors' Network		37,000.00
West Side Family Place Society		36,760.00
Western Institute For Deaf		10,000.00
Wish Drop-In Society		44,000.00
Women Against Violence Against Women		31,000.00

CITY OF VANCOUVER
GRANTS - COMMUNITY SERVICES - continued

Year Ended December 31, 2004

YWCA - Crabtree Corner	\$ 55,752.00
YWCA - Single Mothers Support Services	<u>20,036.00</u>
Total	<u>\$ 3,332,280.00</u>

**CITY OF VANCOUVER
GRANTS - CHILDCARE**

Year Ended December 31, 2004

Boat Day Care Centre Society	\$ 5,250.00
Brant Villa Day Care Society - Learning Tree Day Care	7,915.00
Britannia Community Centre Society	3,770.00
Britannia Community Services - Eaglets Part-Time	15,417.00
Britannia Community Services Centre - Britannia Nurse	3,080.00
Britannia Community Services Centre - Britannia Out of School Care	15,288.00
Britannia Community Services Centre - Grandview Terrace	3,080.00
Britannia Community Services Centre - Grandview Terrace Childcare	13,165.00
Britannia Community Services Centre - Kid Zone Out of School Care	6,468.00
Britannia Community Services Centre Society	14,815.00
Cedar Cottage Neighbourhood Services	8,440.00
Cedar Cottage Neighbourhood Services - Preschool	6,776.00
Collingwood Nbh House - Sarah House Childcare Centre	1,848.00
Collingwood Neighbourhood House - Carleton Out of School Care	4,247.00
Collingwood Neighbourhood House - Childcare Centre	1,285.00
Collingwood Neighbourhood House - Duke St Childcare Centre	3,631.00
Collingwood Neighbourhood House - Duke St Preschool	2,464.00
Collingwood Neighbourhood House - Graham Bruce	4,247.00
Collingwood Neighbourhood House - Grenfell School	4,247.00
Collingwood Neighbourhood House - Kindercare	2,038.00
Collingwood Neighbourhood House Endowment	39,600.00
Collingwood Neighbourhood House-Duke St Childcare Group	1,540.00
Development Disability Association - Waterside Childcare Centre	1,232.00
Developmental Disabilities Association	14,815.00
East Side Family Place	3,190.00
Frog Hollow Neighbourhood House - Satellite Day Care	2,464.00
Frog Hollow Neighbourhood House (ANH)	11,625.00
Kiwassa Neighbourhood House- Franklin Community Preschool	9,856.00
Kiwassa Neighbourhood House - Franklin Community Preschool	4,200.00
Kiwassa Neighbourhood House - Harbourview Daycare	8,930.00
Kiwassa Neighbourhood House - Variety Club	3,841.00
Kiwassa Neighbourhood House - St.David's Preschool	21,773.00
Kiwassa Neighbourhood Services Association	16,480.00
Little Mountain Neighbourhood House - Development Centre	9,565.00
Little Mountain Neighbourhood House Society - Out of School Care	5,232.00
Little Mountain Neighbourhood House - Sunset Day Care	1,540.00
Little Mountain Neighbourhood House Society	4,200.00
Little Mountain Neighbourhood House - Child Development	2,772.00
McGregor Child Care Society	14,815.00
Mount Pleasant Childcare Society	15,321.00
Mount Pleasant Neighbourhood House	9,565.00
Mount Pleasant Neighbourhood House - Preschool	10,360.00
Ray-Cam Co-Op Association Childcare Program	12,750.00
Ray-Cam Co-Operative Association	5,250.00
Ray-Cam Cooperative Association - Preschool	9,240.00
Shannon Day Care Society	5,250.00
Shannon Day Care Society - Shannon Day Care	5,000.00
South Vancouver Neighbourhood House - Out of School Care	5,544.00
South Vancouver Neighbourhood House - Poppins Preschool	15,109.00
Spare Time Challenge	3,190.00
Spare Time Child Care Society	16,646.00

CITY OF VANCOUVER
GRANTS – CHILDCARE - continued

Year Ended December 31, 2004

St. Michael's Anglican Church	\$ 16,830.00
St. Michael's Anglican Church - Day Care	2,156.00
Strathcona Community Centre Association	13,765.00
Strathcona Community Centre Association - After School Care	2,772.00
Strathcona Community Centre Association - Preschool	7,700.00
Sunset Child Care Society	6,375.00
Sunset Community Association	5,250.00
Thunderbird Neighbourhood Associaton - Group Day Care	1,232.00
Thunderbird Neighbourhood Assocociation - After School Care	3,080.00
Thunderbird Neighbourhood Association (Rupert-Cassiar)	16,200.00
Thunderbird Neighbourhood Association - Nursery School	1,232.00
Vancouver Aboriginal Friendship Centre - Sundance	8,512.00
Vancouver Aboriginal Friendship Centre Society	12,750.00
Vancouver Chinese Pentcostal Benevolent Society - Sunshine	2,772.00
Vancouver Chinese Pentecostal Benevolent Society	9,565.00
Vancouver Society for Children's Centres	164,400.00
Vancouver YWCA	39,600.00
VSOCC Quayside/Operating/Endowment	39,600.00
Westcoast Child Care Resource Centre	253,300.00
YMCA of Greater Van - Mt. Pleasant YMCA	9,548.00
YMCA of Greater Vancouver - Nanook	9,565.00
YMCA of Greater Vancouver - Nanook YMCA DC	1,540.00
YWCA - Citygate Child Care Centre	1,540.00
YWCA - Crabtree Corner & Citygate	16,950.00
	<hr/>
Total	\$ 1,064,600.00

CITY OF VANCOUVER
GRANTS - OTHER

Year Ended December 31, 2004

B C Coalition of People With Disability - Rent Subsidy	\$ 34,755.00
Black Historical and Cultural Society	5,000.00
Brazilian Community Association	2,000.00
Canadian Assoc of Chiefs of Police	10,000.00
Celebrate Vancouver Society	100,000.00
Centre of Integration For African Immigration	4,000.00
Chilean Canadian Cultural Institute	2,000.00
Chinese Benevolent Association of Vancouver	10,000.00
City Services	12,862.79
Collingwood Neighbourhood House	4,715.00
CRAB - Water For Life Society	2,000.00
Cyprus Community of B C	2,000.00
Downtown Eastside Safety Society	3,000.00
Dr. Sun Yat-Sen Classical Chinese Garden	3,000.00
Dugout-Central City Mission-Rent Subsidy	8,880.00
Dunbar Residents Association	750.00
Eastside Culture Crawl Society	9,000.00
End Legislated Poverty - Rent Subsidy	7,872.00
Evergreen Environmental Foundation	3,500.00
Family Services -Street Youth -Rent Subsidy	15,500.00
Fiji Indian Association of B C	2,000.00
Frog Hollow Neighbourhood House (ANH)	4,000.00
Greater Vancouver Society To Bridge Arts	51,000.00
Hastings Park Conservancy	4,000.00
Intertribal Pow Wow	3,000.00
Jewish Community Centre of Greater Vancouver	2,000.00
Khalsa Diwan Society	5,000.00
Latinos In Action Vancouver Foundation	3,000.00
Little Mountain Neighbourhood House Society	2,000.00
Mt Pleasant Neighbourhood House	2,500.00
Outdoor Recreation Council of B.C.	2,000.00
Peretz Centre For Secular Jewish Culture	2,000.00
Renfrew Ravine Committee	5,000.00
S.U.C.C.E.S.S.	2,000.00
Seavancouver Festival Society	50,000.00
Secret Lantern Society	10,000.00
SOLE - Save Our Living Environment	60,000.00
South Asian Family Association (SAFA)	3,500.00
Stanley Park Bike Festival Society	2,000.00
Summer Sundays Society	959.20
Vancouver Community Festival Society	2,000.00
Vancouver Celebrates Diwali (South Vancouver Neighbourhood)	10,000.00
Vancouver City Planning Commission	110,000.00
Vancouver Metis Association	2,000.00
Vancouver Multicultural Society	2,000.00
Vancouver Pride Society	11,267.82
Vancouver Wooden Boat Society	2,000.00
Westcoast Child Care Resource Centre	2,000.00
Wildlife Rescue Association of B.C.	5,000.00
	<hr/>
Total	\$ 603,061.81
	<hr/>

CITY OF VANCOUVER
GRANTS - OTHER

Year Ended December 31, 2004

A.S.T.C. Science World	\$ 85,800.00
Vancouver Museum Commission	676,200.00
Vancouver Maritime Museum	371,900.00
HR MacMillan Space Centre	474,900.00
Vancouver Art Gallery	<u>1,963,100.00</u>
Total	<u>\$ 3,571,900.00</u>

Olympic Grants – 2010 Legacies now Society	<u>\$ 50,000.00</u>
--	---------------------