

ACCS 2022 ANNUAL GRANT REPORT

The City of Vancouver acknowledges that it is situated on the unceded traditional territories of the x̣ṃəθḳʷəỵəm (Musqueam), Sḳẉx̣ẉú7mesh (Squamish), and sə̣lilẉətaʔ (Tsleil-Waututh) Nations.

TABLE OF CONTENTS

1. Messages from the GM, ACCS	3
2. Information on Arts Culture and Community Services	3
3. ACCS Grants	4
3.1 Culture	6
3.2 Social Development.....	9
3.3 Childcare	15
3.4 Housing and Homelessness Services.....	17
4. Leases as Grants.....	19
5. Assessment/ Adjudication.....	22
6. Challenges	23
7. ACCS Grant Application Portal.....	23
Appendix:	23
List of organizations receiving City funding by funding streams.....	23

1. MESSAGE FROM THE GENERAL MANAGER, ACCS

On behalf of Arts, Culture and Community Services (ACCS), I am pleased to share our 2022 inaugural ACCS Grant Report. This report outlines the grant funding approved by Council in 2022 to social, cultural, and childcare non-profit organizations, supporting their delivery of services across the city.

We acknowledge that the work of our Department and the NPOs we support is occurring on the traditional, ancestral and unceded territories of the x̣ṃəθḳ ʷəỵəm (Musqueam), Ṣḳẉx̣ẉú7mesh (Squamish), and səlilwətaʔ (Tsleil-Waututh) Nations.

In ACCS, we are committed to reflecting the City's values of Reconciliation, diversity, equity, inclusion, and accessibility through granting programs. With this in mind, our grants strive to recognize the unique strengths of the diverse communities in Vancouver by fostering relationships, healing past and present harms, and moving forward with shared understanding and respect.

We are privileged to support NPOs on behalf of the City, putting almost \$28M in 2022 annual grant funding to work to support Council and community priorities. We also recognize that the City is only one source of funding for NPOs, and Council-approved ACCS grants often provide the pivotal initial investment that, in turn, leverages additional external resources and investments from the public and private sectors. This combination of funding allows NPOs to effectively advance shared local civic and community priorities. We thank senior government, foundations, and private philanthropists for their support of our Vancouver NPOs.

We thank our NPO grantees for their contributions to the social, cultural, and economic development of the city and look forward to working with them to enhance future years' reporting to demonstrate how their work aligns with Council's social and cultural community development priorities.

2. INFORMATION ON ARTS CULTURE AND COMMUNITY SERVICES

WHAT IS ARTS, CULTURE AND COMMUNITY SERVICES?

Arts, Culture and Community Services (ACCS) is a City department that serves Vancouver's diverse communities by engaging and collaborating with program partners, City departments, senior government, public partners, and community members to:

- Advance Council priorities related to City-wide cultural and social development by creating, implementing and monitoring policies and frameworks aligned with Council goals and investment objectives.
- Provide affordable housing, childcare spaces, integrated social and wellness services and spaces, and vibrant, thriving arts and cultural programs, services, and spaces.
- Provide programs and services to support the City's most equity-denied communities through direct service and grants to NPOs and community organizations.
- Manage the City's diverse portfolio of leases with NPOs, including housing, childcare, social services, and arts and culture groups.

Note: This report does not cover grant investments provided to support the development of affordable housing through ACCS' Non-Market Housing Development and Operations Department. Those grants will be reported out separately as part of the Vancouver Affordable Housing Endowment Fund (VAHEF).

HOW IS THIS WORK ACCOMPLISHED?

The City cannot deliver all services and meet all needs of our diverse communities itself. By granting to NPOs, the City invests in and leverages the expertise of community to implement solutions and services in response to both challenges and priorities. Grant programs are aligned with Council priorities, such as:

- [City of Reconciliation](#)
- [Art at the Center of City Building](#)
- [Vancouver Food Strategy](#)
- [Making Strides: Childcare Strategy](#)
- [Spaces to Thrive: Social Infrastructure Strategy](#)
- Cultural Equity and Accessibility
- [Making Space for Arts and Culture](#)
- [Healthy City Strategy](#)
- [Housing Vancouver Strategy](#)
- [Accessibility Strategy](#)
- [Equity Framework](#)

Operating and capital grants are administered through three internal teams: Cultural Services, Social Policy, and Housing and Homelessness Services.

Another way the City supports communities is by providing City-owned or leased land, buildings, or spaces to NPOs that provide services to communities. These NPOs span a wide variety of community sectors from service providers to childcare centers, theatres, and art galleries, etc.

WHAT IS NOT CAPTURED IN THIS REPORT?

- Housing capital grants to NPOs through the Community Housing Incentive Program (CHIP)
- Grants administered by other City Departments

3. 2022 ACCS GRANTS

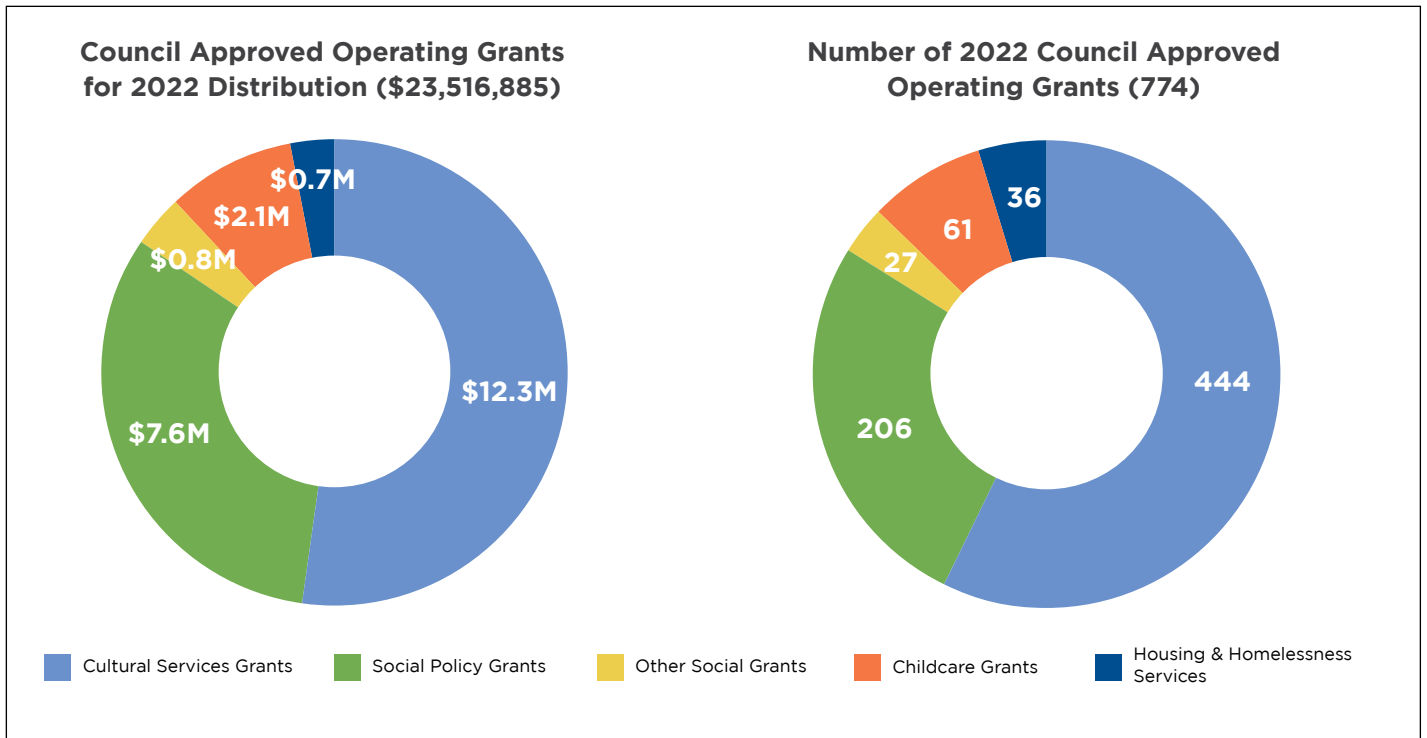
Total 2022 Council-approved ACCS grants:

- \$30,373,193 in operating grants approved in 2022, which includes:
 - > \$23,516,885 for 2022 distribution and
 - > \$6,856,308 for future year (2023-2025) distribution.
- \$ 4,275,100 approved in one-time capital grants.

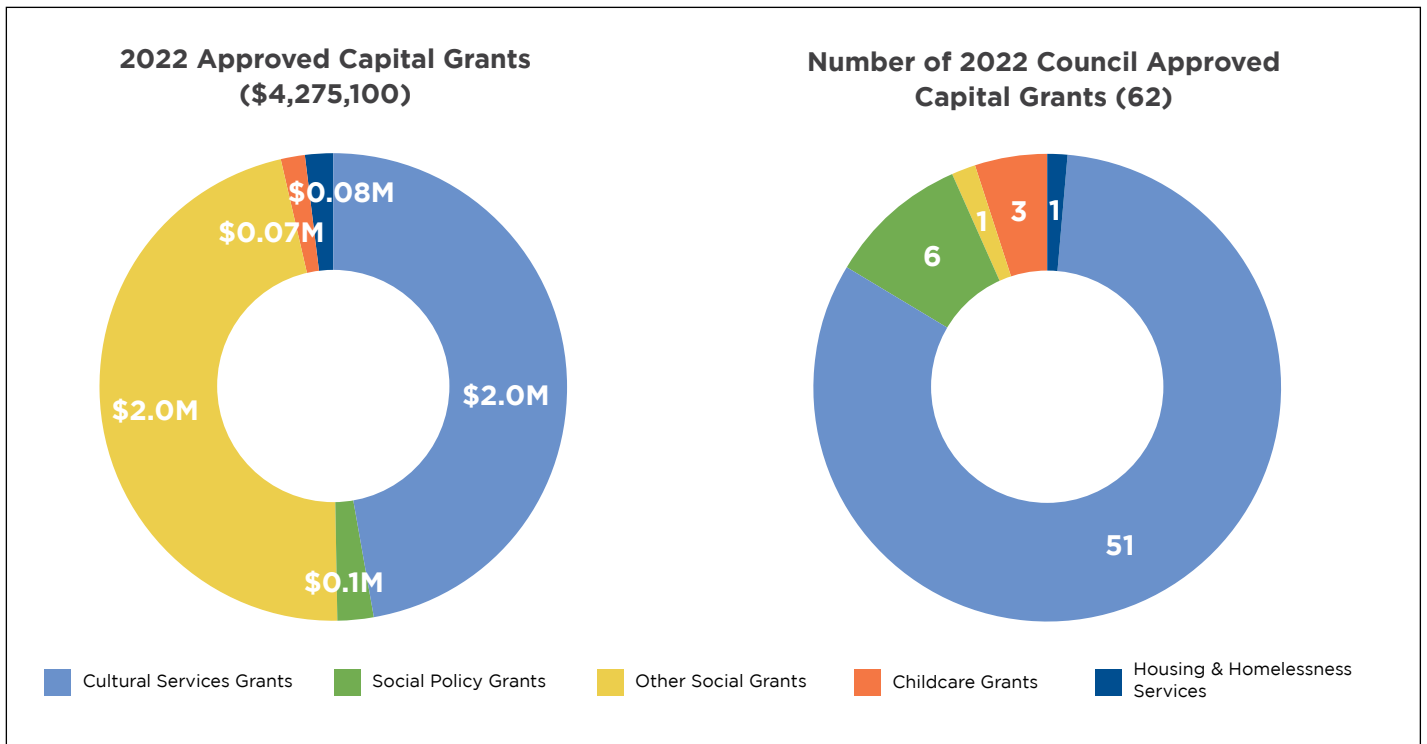
SIZE OF GRANTS

Size of Grant Range	< \$10k	\$10k - \$25k	\$25k - \$50k	\$50k - 100K	>= \$100k	Grand Total
# of Operating Grants	224	265	163	71	51	774
# of Capital Grants	8	29	16	3	6	62
Total # of Grants	232	294	179	74	57	836
Percentage	28%	35%	21%	9%	7%	100%

2022 COUNCIL APPROVED OPERATING GRANTS



CAPITAL GRANT ALLOCATION



3.1 CULTURE

Through ACCS, the City approved over \$14 million through 444 cultural operating grants and over \$2 million in 51 capital grants in 2022 to local arts and culture NPOs. These grants supported specific projects, operations, capacity-building initiatives, major and small Infrastructure projects and capital program planning. The investment enhanced the delivery of cultural programs, services and provided space to artists and cultural groups to create opportunities for the public to participate in diverse cultural experiences.

These grant investments are guided by the key goals and direction of *Culture|Shift*, the City's 10-year Council approved arts and culture plan, including the *Making Space for Arts and Culture* and the *Vancouver Music Strategy* reports.

PROGRESS THIS YEAR

Cultural Operating Grants

Objective: Support NPO's costs of operations, programs and services to ensure a vibrant civil society.

Funding Source: 2022 Arts & Culture Operating Budget

2022 Approved Cultural Operating Grants:

Grant Stream	Overview	2022 Approved \$	# of Grants Approved
Culture Projects	Supports one-time cultural celebrations, festivals, performances, productions, exhibitions, residencies, mentorships and other cultural learning opportunities.	\$1,675,067	144
Cultural Operating Funding – Institutions	Provides consistent, ongoing support to large-scale cultural institutions operating City-owned or leased facilities to support operations, programming and services.	\$3,905,080	5
Cultural Operating Funding – Annual	Provides consistent, ongoing support to arts and culture NPOs to support operations, programming and services.	\$4,537,258	176
Theatre Rental*	Provides in-kind support to arts and cultural NPOs to assist with the costs of renting space at City-owned and operated theatre facilities (Orpheum and Orpheum Annex, Vancouver Playhouse Theatre, Queen Elizabeth Theatre),	\$3,021,550	74
Individual Artists Fund	Small grants for emerging artists working with youth.	\$60,000	1
Cultural Indigenous	Funding for local Indigenous-led or mandated NPOs to support Indigenous artists, or Indigenous arts and culture programs and services. These grants also support the Musqueam, Squamish, and Tsleil-Waututh Nations for self-determined cultural projects.	\$280,000	9
Cultural Equity & Accessibility	Grants provided to local equity-led or mandated NPOs to support equity artists and arts and culture programs and services.	\$316,000	13
Affordable Cultural Spaces	Support facility operation costs for local cultural space NPO operators who provide subsidized affordable space for Vancouver-based artists and/or cultural organizations.	\$356,846	22
Total Cultural Services Operating Grant		\$14,152,501	444

* Theatre Rental approved amount includes \$1,830,685 for January 1 – August 31, 2023 Theatre Rental Grants. The remaining \$1,190,865 is for September 1 – December 31, 2022.

Key Service Delivery Metrics (pre-pandemic)

Key Metrics	Number
Number of public activities (Performances, presentations, exhibitions, workshops, readings, screenings)	21,651
Total attendance at public activities (E.g. paid and unpaid or free using best estimate for unticketed events)	6,719,636
Number of artists involved	19,435

Capital Grants

Objective: Support NPOs, co-ops and Indigenous Nations to plan, purchase, renovate or expand City and/or community arts and cultural spaces as part of *Making Space for Arts & Culture strategy*.

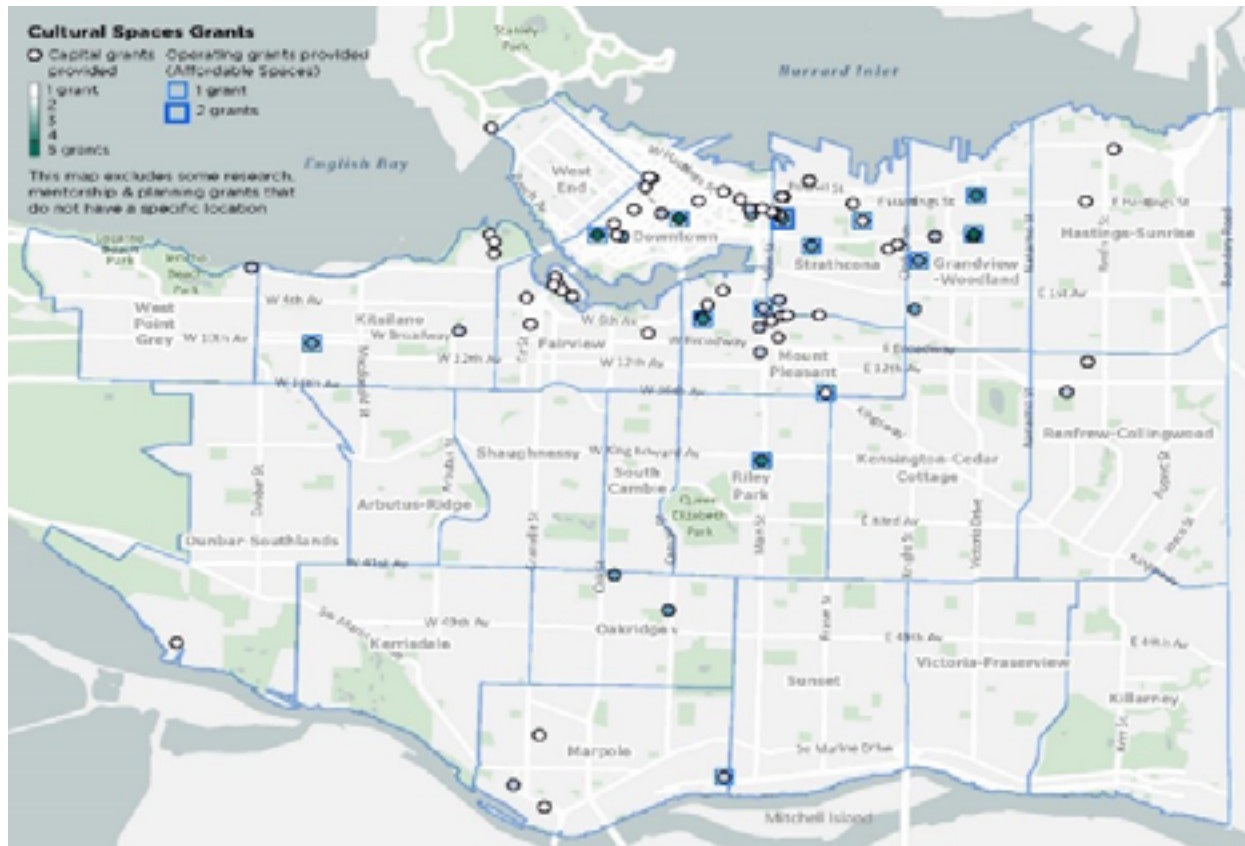
Funding Source: Arts & Culture Capital Budget

2022 Approved Cultural Capital Grants:

Grant Stream	Overview	2019-2021 Approved \$	2022 Approved \$*	# of Grants Approved
Small Grants for Cultural Spaces (up to \$25K)	Grants to support timely cultural space capital projects (special consideration for underrepresented groups & those facing significant barriers). Includes space planning, research, small improvements, accessibility upgrades, & space mentorships (includes City, Private & NPO owned).	\$508,375 (35 grants)	\$766,800	43
Critical Assistance for Cultural Spaces (up to \$25K)	For critical or timely repairs or upgrade costs to non-profit cultural spaces such as emergency or life-safety issues (includes City, Private & NPO owned).	\$474,750 (>19 grants)	n/a	n/a
Cultural Infrastructure Grants (up to \$250K)	Capital grants to plan, research, buy, repair, renovate & improve Vancouver's cultural spaces (includes City, Private & NPO owned).	\$3,363,900 (52 grants)	\$1,258,100	8
Making Space for Arts & Culture Priorities	As part of Making Space for Arts & Culture funding to support self-determined x ^w məθk ^w əy əm (Musqueam), Skwxwú7mesh (Squamish), and səlilwətaʔt (Tsleil-Waututh) space & planning to support local led cultural land trust & NPO space ownership.	\$275,000 (4 grants)	n/a	n/a
Total Cultural Capital Grant		\$4,622,025	\$2,024,900	51

*2022 budget includes \$1.8 million from 2022 Cultural Spaces Capital budget & \$224.9 thousand reallocated from previous years. Current 2023 cultural capital budget is \$1.25 million.

Recipient Locations from the Affordable Cultural Space Operating Grants & Cultural Space Capital Grants



KEY GRANT IMPACT HIGHLIGHTS

- The \$2 million in Cultural Infrastructure grants to 51 organizations leveraged \$12 million in additional investment in Vancouver-based cultural spaces from other levels of government and private donations.
- Cultural operating grants also partially support arts sectors' access to City-owned and operated civic theatres such as Orpheum, Annex, Playhouse, Queen Elizabeth Theatre, ʔxʷłexənXwtl'a7shn Plaza that held around 893 public events to an overall attendance of over 773,617 in 2022 with the limitation from COVID-19 impacts.
- Examples of groups who are elevating the voices of underrepresented and racialized artists and cultural workers can be seen here discussing the impact of City funding on artists and communities: vancouver.ca/people-programs/arts-and-culture-grants.aspx
- Since the approval and adoption of *Culture I Shift*, *Making Space for Arts and Culture*, and the *Vancouver Music Strategy*, ACCS has continued to implement the City's commitment to Vancouver's many communities by delivering on explicit goals of equity through dedicated programs, projects and practices, and by embedding priorities of Reconciliation, cultural equity and accessibility in all of its grants and award programs.



Photo provided by BIPOC Creative Association.

3.2 SOCIAL DEVELOPMENT

While social services are a shared responsibility with senior levels of government, ACCS social development grants support NPOs that provide direct social services to individual residents and to organizations that support other NPOs to improve their ability to deliver integral services.

Through ACCS's Social Policy team, the City invested close to \$8 million through 206 grants to social service NPOs through operating grants in 2022.

Grant criteria, focus and decisions are made in alignment with Council-approved policies such as the City of Reconciliation, the Accessibility Strategy, City of Vancouver Equity Framework, Healthy City Strategy, Vancouver Food Strategy, Making Strides and Spaces to Thrive.

Social development operating grants include seven key streams:

- Core Support Grants
- Indigenous Healing and Wellness Grants
- Social Innovation Project Grants
- Sustainable Food System Grants,
- Neighborhood Organization Grants
- Rent Subsidy Grants
- School Food Program Grants

This team also administers a few other streams funded from sources outside the City such as:

- Edgewater and Hasting Social Responsibility Grants
- Building Safer Communities Fund



PROGRESS THIS YEAR

Social Operating Grants

Objective: Provide funding to NPOs that deliver social services and address inequity and lessen the conditions that create vulnerability for residents of Vancouver.

Funding Source: Social Policy Operating Budget

2022 Approved Social Operating Grants:

Grant Stream	Overview	2022 Approved \$ (excl. Future year Amount)*	# of Grants Approved
Core Support Grants	Support core operating costs (or program costs) for organizations providing social services in the City of Vancouver. Core Support Grants provide funding that addresses inequity and mitigates conditions that create vulnerability for residents of Vancouver. Includes Core Support, Multi-year Funding (2022 Allocation)	\$4,952,716**	125
Core Support Grants (bridge funding)	One time bridge funding to 22 existing Core Support Grantees to shift a portion of grantees to a newly created spring intake for this stream.	\$277,200	23
Indigenous Healing and Wellness Grants	Integration of traditional, spiritual and cultural healing and wellness activities in Vancouver urban Indigenous community.	\$120,000	6
Sustainable Food Systems Grants	Support neighbourhood and community scale efforts that facilitate community connectedness and catalyze action, knowledge, and skill -building on food system issues.	\$202,516	28
Neighbourhood Organization Grants	Direct support for Neighborhood Houses across the City and their programs.	\$1,092,511	11
Rent Subsidy Grants	Helps to offset market rent for NPOs located in specific City of Vancouver Property Endowment Fund premises.	\$94,400	3
School Food Program Grants	School Food Grants fund efforts that provide school-day meals to students in or adjacent to Vancouver school settings.	\$477,126	6
Miscellaneous Funding	Street2Home, EMBERS, Collingwood Neighbourhood House Annex, and MMIWG grants	\$420,000	4
Total Social Operating Grant		\$7,636,469	206

*An extra \$4,905,623 was approved for future year (2023-2024) distribution under multiple-year Core Support Grants.

**During 2022, Social Policy also paid out \$78 thousand for three Organizational Capacity Building Grants approved by Council in 2021 under multi-year grants

Externally Funded Grants

Objective: Administer funding from external sources to Vancouver NPOs that deliver social services to address inequity and lessen the conditions that create vulnerability for residents of Vancouver.

Funding Source: Other levels of governments and Community Responsibility Agreements.

2022 Approved Other Social Grants - Externally Funded:

Grant Stream*	Overview	2022 Approved \$	# of Grants Approved
Building Safer Communities Program	Research grants funded by the federal Building Safer Communities Program in partnership with Social Policy.	\$100,000	10
Edgewater and Hasting Social Responsibility Grants	Support for organizations address social issues facing residents in the Mount Pleasant, Strathcona/Downtown Eastside, or the Downtown core neighborhoods. (Includes: Social Responsibility Fund and Hastings Legacy Fund).	\$162,400	7
Vancouver Coastal Health funding	One-time funding to advance joint priorities under the Healthy City Strategy.	\$30,000	1
Total Externally Funded Grants		\$292,400	18

Other Department Funded Grants through ACCS

Objective: Administer grant funding to community organizations from other City of Vancouver departmental budgets.

Funding Source: Other City of Vancouver Departments

2022 Approved Other Social Grants - Other Department Funded:

Grant Stream**	Overview	2022 Approved \$	# of Grants Approved
Other Operating Grants	Collingwood Gymnasium and Annex funded by General Government Operating budget; SRO Grant funded by Climate Emergency Action Fund; One time Decriminalization of Poverty Funding; One time funding for gender-based violence in food service industry; VEMA Resilient Neighborhoods Grants.	\$481,400	9

Social Operating Key Service Metrics

- > 191,793 people accessed Social Grant funded Services
- > 39 organizations accessed organizational capacity building support through partnership with [Vantage Point](#).

*Externally funded grants were grouped as "Other Social Grants" in charts on introductory pages.

**Other Department funded grants were grouped as "Other Social Grants" in charts on introductory pages.

Healthy City Strategy Goal Alignment

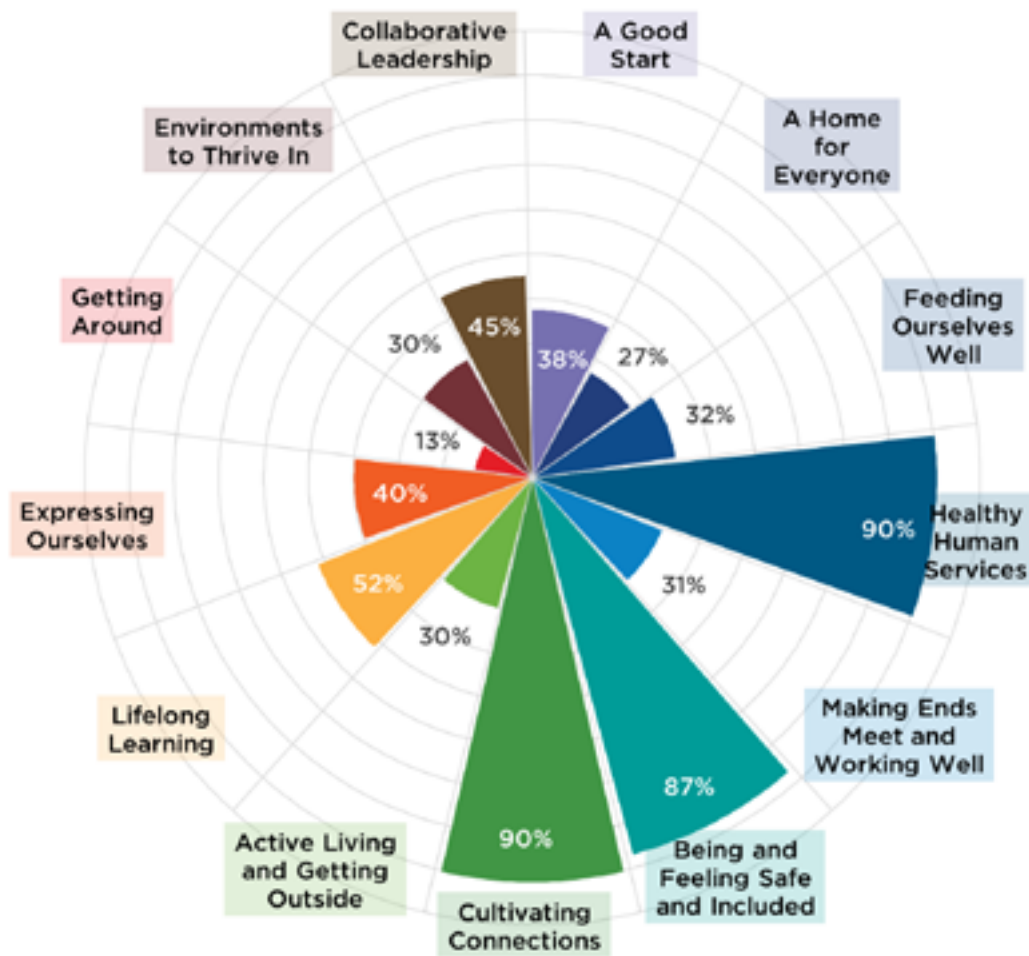
The Healthy City Strategy is the City's Social Development Plan. Its development was a cross-disciplinary, City-wide effort to support progress on a cross-section of social indicators.

Social Policy grantees are asked how their funded work aligns with the target outcomes of the 13 Healthy City Strategy goals. Below is a snapshot of how grantees addressed these outcome areas in 2022.

Grants Alignment with Healthy City Strategy

Social Policy grantee alignment with Healthy City Strategy goal areas (n=178).

Note that this information was not asked of all grantees in 2022 and those that did respond usually identified multiple goal areas.



While the Healthy City Strategy is Citywide, Social Policy grantees tend to be social service agencies and therefore tend to focus on areas like A Good Start (child development), Healthy Human Services, and Making Ends Meet and Working Well as depicted here. Meanwhile, organizations funded by other City areas like Sustainability or Cultural Services will have a greater focus on Strategy areas most related to their work.

Note: This information was not asked of all grantees in 2022 and those that did respond usually identified multiple goal areas. This figure reflects a tally of what grantees self-reported as the number of people accessing their program, organization, or service. A single person is likely to access multiple services within and between organizations and therefore this total should not be taken as a count of unique individuals.

IMPACT HIGHLIGHTS SHARED BY GRANT-FUNDED NPOS

We all need somebody to lean on: Seniors get social at Renfrew-Collingwood Seniors Centre

Deteriorating health and social isolation are among the many challenges folks face as they age. Our drop-in program has therefore become a much-loved space for seniors in our neighborhood to cultivate friendships and support one another. For example, one senior who had not had anyone in her home for years recently invited all the program participants over to celebrate the birthday of a new friend she made at the Centre. Another senior in our program was codependent on her sister and never left her apartment. But after coming here to the program, she has gained newfound confidence and respect. She started volunteering here, leads our bingo program, and volunteers at the Neighborhood House. She is currently in the process of moving into her own place. Finally, a senior who lives in the same apartment building as another participant has been helping her new friend with medication reminders, phoning for doctor appointments, and paying her regular visits. Connections that start in our drop-in but extend beyond our walls are exactly the kinds of impacts we are hoping to have with our Seniors Centre.

Roll the credits! Creativity and confidence give young people their star power in Frog Hollow Neighborhood House's Frames film program

Jerry,* a 19-year-old Indigenous man, joined the Frames Film Program in 2022 thanks a referral made by an Indigenous clinician at VGH. With the support of a mental health team, he had been learning how to cope with some of his challenges at home and, given his interest in film, suggested he would benefit from the creative and collaborative outlet our program offers young people. Upon first joining, he was soft spoken and timid, but over the course of the 12-week program he gradually opened up. In fact, when it came time to film the story the youth group wrote, Jerry signed up to play the main character in the film – quite a courageous demonstration for someone who experiences social anxiety! He took his role very seriously and could often be seen practicing his script on his own or with the help of the lead actress. As we neared the end of the program, it was evident that some of Jerry's burgeoning social skills were transferring into his daily life: he was still timid, but he seemed more open to sharing. At the graduation film screening, Jerry shared that before he used to feel shy and awkward around his peers, but the Frames Film Program offered him a space to be himself. This is where we see the power of creativity and connection in action: by cultivating meaningful relationships through social skills development, young people like Jerry can access a positive creative outlet no matter what is going on in their home life.

*A pseudonym

Social Development Capital Grants

Objective: Support projects that preserve or increase capacity of childcare and social service facilities. Grants also support small renovations or necessary improvements for licensing and increased accessibility for services. Special project grants support equity denied-groups to create gender affirming, equity-based, social spaces. Capital Plans and the grants allocated within them are distributed over the 4-year life of the plan.

Funding Source: Capital Budget

2022 Approved Social Development Capital Grants:

Grant Stream	Overview	2019-2021 Approved \$	2022 Approved \$	2022 # of Grants Approved
Small Social Capital Grants	Funds small capital projects that preserve or increase the capacity of facilities used to address the needs of vulnerable communities in Vancouver.	\$292,534	\$107,466	6
Medium Social Capital Grants	Funding through a program piloted in 2021 supported NPOs' capital- related projects, allowed organizations to leverage additional capital funding while addressing safety concerns, and expanding core programming for critical service delivery.	\$1,100,000	n/a	n/a
Other Social Capital Grants	One-time capital funding to Saa'ust Indigenous health and wellness program to secure a location within the indigenous-led Aboriginal land Trust project at 52-92 East Hastings. Development expected to complete by 2024/2025. <small>Photo provided by BIPOC Creative Association.</small>	n/a	\$2,000,000	1
Total Social Capital Grants		\$1,392,534	\$2,107,466	7



Cedar Weaving: photo credit to Urban Native Youth Association

3.3 CHILDCARE

The City approved over \$2 million for Childcare Grants (operating and capital) through ACCS in 2022 to support essential childcare programs.

Grants were provided to support programs that work with children/families at a higher risk in terms of healthy development, as well as key childcare organizations that coordinate service delivery in the city. Funding supports enhanced quality, which creates upstream preventative programming for vulnerable children/families.

With two intakes in March/April and July, Childcare operating grants provided 61 grants to 30 childcare organizations and supported 2,418 childcare spaces in 2022.

With significant changes to childcare funding at the provincial level, City staff will continue to look for opportunities to harmonize funding to be in alignment with the Province.

PROGRESS THIS YEAR

Childcare Operating grants and Childcare Capital grants.

Objective: To increase affordability, childcare accessibility and quality measures in essential childcare programs across the City.

Funding Source: Annual Childcare Operating Budget; Childcare Reserve

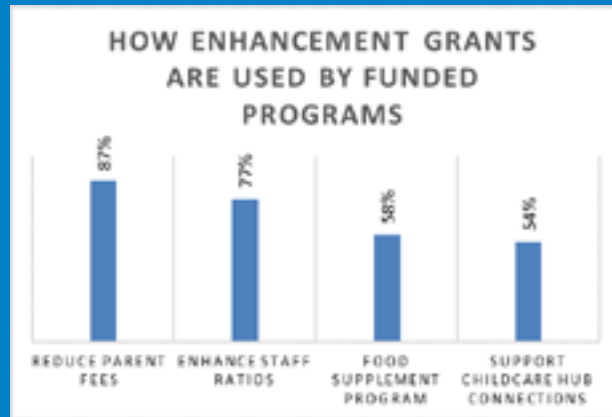
2022 Approved Childcare Operating Grants:

Grant Stream	Overview	2022 Approved \$	# of Grants Approved
Childcare Enhancement Grants	For non-profit, licensed programs that serve primarily high-need families. Grants are intended to support the quality and affordability of licensed programs to ensure access to those families most in need of the support.	\$970,000*	47
Childcare Reserve Grants (Childcare Reserve)	Recipients operate infant/toddler programs in City-owned facilities and receive grants as a result of developer contributions (CACs) for high-density developments. Grants supplement the higher costs of running infant/toddler programs that cannot be offset with surplus from other childcare operations. This grant was originally funded through CACs. As of 2016, no new City facilities are eligible for this grant. CAC eligibility changed and no new funds are added to this stream.	\$514,800	6
Childcare Project Grants (Annual Operating Budget – Childcare)	Supports innovations in Vancouver’s childcare sector and one-time capacity building projects that support individual organizations.	\$272,000	6
Childcare Sector Capacity Grants (Annual Operating Budget – Childcare)	Supports organizations that operate multiple childcare sites and/or coordinate services, provide education, training and sector data gathering (e.g. Vancouver Society of Children’s Centres and Westcoast Childcare Resource Centre).	\$376,000	2
Total Childcare Grants		\$2,132,800	61

*Includes a \$60,000 grant to the Aboriginal Friendship Centre Society for multi-year funding to support the Aboriginal HIPPIY Program for young families.

FEATURE HIGHLIGHTS

The Childcare Enhancement Grant funds licensed programs with a higher number of families who have low incomes, are single-parents, new immigrant or refugee families, or have enrolled children with extra support needs but no designated funding. In 2022, funded programs reported that City grants were used to enhance affordability and quality measures that help the City’s most vulnerable residents.



Thunderbird Family Drop-in

“I’m a lifelong East Vancouver resident and I now have a son (18 months old) who goes to Thunderbird Family Drop-In 4-5 times a week. My son was born during COVID-19 lockdowns and socialization was a major concern of mine. This program has done so much to make him more comfortable interacting with kids and adults! Now he even hugs the instructors when he’s leaving and has learned to say everyone’s names. He eats better when he’s around others doing the same. I feel like this type of program is so impactful. It creates some of the first friendships these kids will have [and has given me] a way to meet others in the same life stage.” - M

Childcare Capital Grants

Objective: Support creation of new childcare spaces.

Funding Source: Provincial dollars from a City/Provincial Childcare MOU

2022 Approved Childcare Operating Grants:

Grant Stream	Overview	2022 Approved \$	# of Grants Approved
School Age Care Expansion	Supports the creation of NEW school-age childcare spaces for 5-12-year-olds on school sites or in community.	\$67,734	3

3.4 HOUSING AND HOMELESSNESS SERVICES

The City, through ACCS – Housing and Homelessness Services, provided \$652,000 in operating grants and \$75,000 in a capital grant to support housing and homelessness services through Homelessness Action Week, Renter Services, Supportive Housing Integration, and SRO Grants streams.*

Grant programs have published goals, objectives and eligibility requirements, have specific criteria by which requests are assessed, and are based on Council priorities including the City of Reconciliation, Accessibility Strategy, Equity Strategy and Housing Vancouver Strategy.

PROGRESS THIS YEAR

Housing and Homelessness Services Operating Grants

Objective: To support NPOs to deliver programs and projects to benefit people experiencing homelessness, people living in supportive housing, and renters at risk of losing their homes.

Funding Source: Housing and Homelessness Services’ Operating budget for HAW & Supportive Housing Integration Grants; Empty Home Tax (EHT) for Renter Services Grants.

2022 Approved Housing and Homelessness Services Operating Grants:

Grant Stream	Overview	2022 Approved & Distributed \$	# of Grants Approved
Homelessness Action Week (HAW) Grants	Capacity building, skill development, awareness building and providing direct access to resources and services for people experiencing or at risk of homelessness.	\$43,000	15
Renter Services Grants	Enhancing not-for-profit organizations’ ability to support and advocate for Vancouver renters and improve their rental housing outcomes.	\$525,000	13
Supportive Housing Integration Grants	Support events and projects that foster engagement between residents, operators and the broader community.	\$84,000	8
Total Operating Grants		\$652,000	36

Key Service Delivery Metrics

Based on the reports from 2022 grant recipients for services provided between April and October 2022, the following was achieved:

- More than 1,600 Vancouver renters contacted renter legal advocacy organizations for assistance to pursue their rights,
- Approximately 1,100 Vancouver renters received support services in navigating and maintaining their housing, and
- 600 Vancouver SRO tenants were educated on their tenancy rights.

In total, the 2022 Renter Services Grant recipients have supported over 3,000 Vancouver renters within a seven-month period.

**This amount does not include the Non-Market Housing Community Housing Incentive Program (CHIP) grants that will be reported separately under the Vancouver Affordable Housing Endowment Fund (VAHEF).*

Housing and Homelessness Services Capital Grants

Objective: Provide funding to non-profit housing operators to improve livability in rooms designated under the Single Room Accommodation By-Law.

Funding Source: SRO Upgrade Capital Grant Budget

2022 Approved Housing and Homelessness Services Capital Grants:

Grant Stream	Overview	2019-2021 Approved \$	2022 Approved \$	# of Grants Approved
SRO Upgrade Grant	Grants are designed to support capital upgrades to SRA designated rooms that are owned or leased by a registered NPO, to maintain affordability and improve livability for residents	\$600,000	\$75,000	1

IMPACT HIGHLIGHTS SHARED BY GRANT-FUNDED NPOS

In late 2019, an elderly couple renting the top floor of a house was astonished to find out that not only had the house been sold without their knowledge, but the new landlord also wanted to “demovict” them. Unsure of what to do and faced with the prospect of becoming homeless, the couple came to the Seniors Services Society of BC (SSSBC), where a Seniors Housing Navigation Team (funded through the City’s Renter Services Grants program) provided them with information on their rights as tenants. As it turned out, the new property owner was failing to comply with several sections of the Residential Tenancy Act. When it became clear that regardless of any legal resolution, the couple would be unwelcome in the house in which they’d lived for over twenty years, the Housing Navigation Team then helped them explore other housing options.

With a Housing Navigator’s assistance, the couple managed to secure a new, affordable apartment in an area of their choosing. The Housing Team continued to advocate for them, ensuring that they were allowed to stay in their old residence until the new apartment was ready for occupation. With SSSBC’s ongoing support, they were eventually settled safely and securely in their new home.

For the past seven years, an elderly man and woman have lived together as a couple in a basement suite in Vancouver. While the man is a Canadian citizen, the woman is a newcomer from another country, and the couple relies on the man’s Canadian government pension. The woman receives a very small pension from her home country, which they declare to Service Canada.

In 2021, due to unanticipated complications in her home country, the woman’s bank account was temporarily frozen, and she was unable to access the necessary documents to prove her income. As a result, the man’s benefits were suspended, putting the couple in dire financial hardship. The couple was not able to pay rent for five months and was issued an eviction notice. Yarrow Society’s Seniors Outreach Worker—funded through the City’s Renter Services Grants program—worked with the couple, helping them understand their rights and informing them that there was a moratorium on evictions at the time due to the COVID-19 pandemic. The worker then mediated between them and the landlord, resulting in the landlord dropping the eviction. The worker also assisted the couple in applying for a loan from the Vancouver Rent Bank, ensuring that the couple did not lose their housing once the moratorium was lifted.

4. LEASES AS GRANTS

The City also supports communities by providing NPOs with below market leases to City-owned or leased land, buildings, or spaces. Those NPOs deliver a wide variety of community services through Neighborhood Houses, childcare centers, theatres, shelters and art galleries.

In general, the City provides spaces to NPOs at a nominal rent, while the NPOs are generally responsible for all programming, operational costs, maintenance and any related shared costs in strata buildings. Most are also responsible for the improvements and renovations to the spaces they need to deliver their services. Council approves the leases, and the difference between the nominal amount and the estimated market rent is considered a City grant.

ACCS Nominal Lease Space Summary*

Types of Nominal Lease	Gross Floor Area (Sqft)	Leased Facilities	# of Operators	Service/Usage
Childcare	296,552	45	18	1985 Childcare spaces
Cultural Spaces	840,227	48	38	35 artist housing units 5 artist work-only studios 2 cinema/film/recording 2 education 10 museum/gallery 9 cultural hubs/centres/education 7 theatre/presentation
Social Spaces	612,250	47	62	Supporting 65 tenants plus additional subtenants. 7 Childcare 15 Seniors 17 Youth 15 Family Services 18 Children 10 Indigenous Wellness 10 Cultural Communities 12 New Immigrants/Refugees 7 Established Immigrants/Refugees 3 2SLGBTQQIA+ 2 Sex Worker Support 13 Low Income 13 People with mental health and addiction challenges
Housing and Homelessness Services (Shelter Spaces)	7926	2	2	2 sites, 53 shelter spaces
Total	1,756,955	142	120**	

* This list does not cover the housing leases through VAHEF, leases provided by Park Board, or PEF leases managed through teams other than ACCS.

**Some operators may be counted more than once if they lease facilities in multiple categories.

NOMINAL LEASE CULTURAL SPACE HIGHLIGHTS



Photo credit to Farhan Hussain

Artist Housing at Main & 3rd

4000 sq ft. of shared industrial artist production space for residents of 30 new units of affordable IBPOC artist housing, local artists, cultural organizations and Ethos Lab – a diverse youth centred organization.



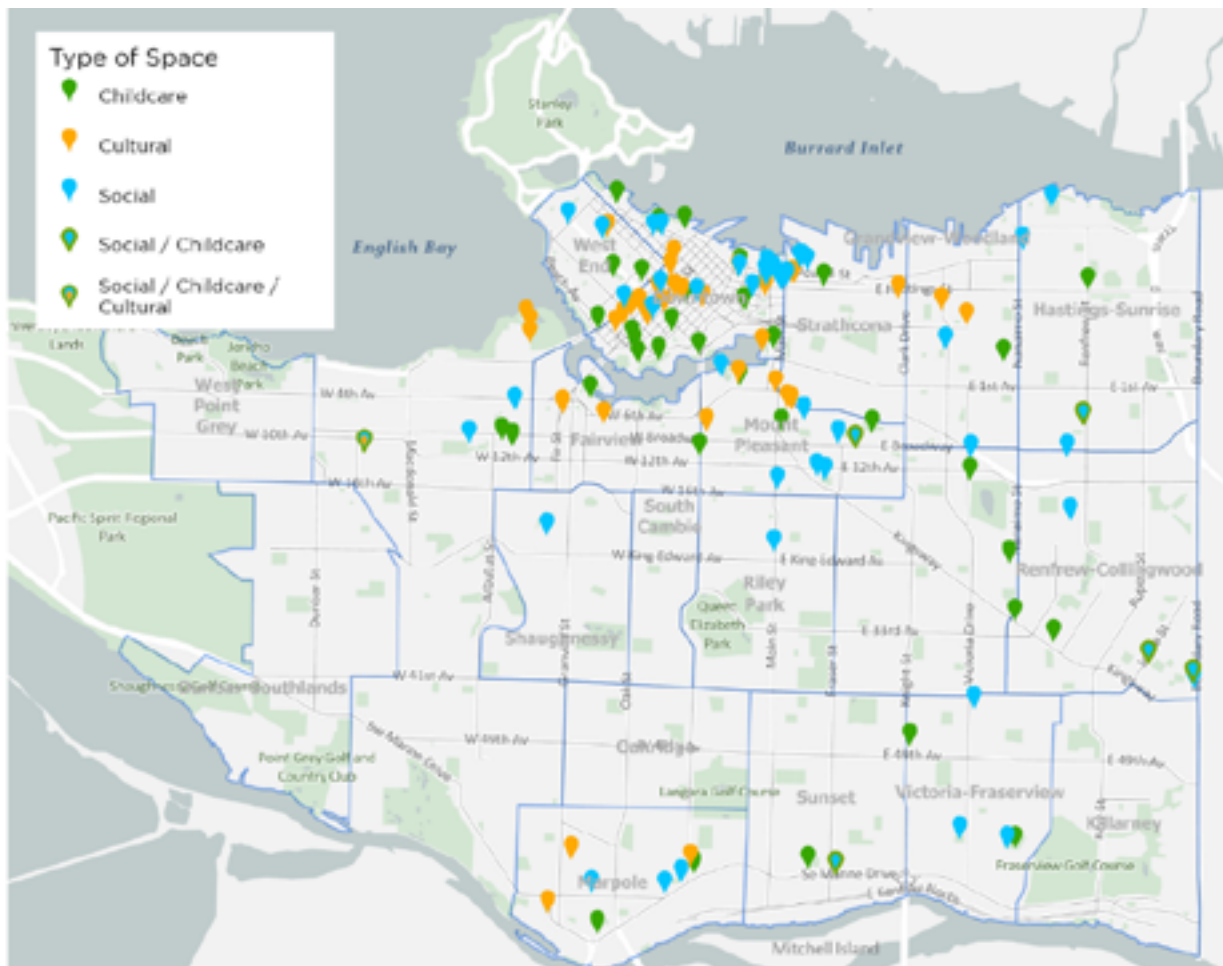
Photo credit to ISHOT

Vancouver Artist Studio Awards

In 2021, the program awarded 7 low-cost studios (5 live-work, 2 work-only) for 3 year terms for seven IBPOC artists who moved in by early 2022.

NOMINAL LEASE MAP

The map below outlines the locations of City spaces under nominal lease for social, cultural or childcare purposes across the City.



Note: Social/Cultural/Childcare places sharing the same GIS address will be shown as one spot on the map.

NOMINAL LEASE SOCIAL SPACE HIGHLIGHTS

Sole Food Street Farm

Sole Food is a non-profit urban farm that provides training, employment, and other supports for people with complex barriers to traditional employment, including mental health, addiction, and material poverty. Their current 0.9 hectare location at 215 W 1st avenue is the largest urban farm in Vancouver, producing over 30 tons of fruit and vegetables per year. The City provides access to this land via a grant in the form of a nominal lease valued at approximately \$380,000/year for the 2020-2023 period. Sole Food's outcomes align with the objectives of numerous City Plans and Strategies including the Vancouver Plan, Spaces to Thrive, the Vancouver Food Strategy, and the False Creek ODP.

QMUNITY

QMUNITY is a Vancouver based NPO that has been working to improve queer, trans, and Two-Spirit lives through services, connection and leadership since 1979. In July 2022 , Qmunity secured a 5-year lease for a new facility to be constructed at 981 Davie Street, Vancouver. The development of 981 Davie St fulfills a decades-long goal to provide a new purpose-built centre for Qmunity and supports the delivery of critical programs to 2SLGBTQIA+ communities, advancing Cty priorities around equity, inclusion, gender safety and Reconciliation.

SALAL SEXUAL VIOLENCE SUPPORT CENTRE (formerly WOMEN AGAINST VIOLENCE AGAINST WOMEN/ RAPE CRISIS CENTRE)

At their July 19, 2022 meeting , Council approved recommendations for Salal to operate a social facility space under a nominal lease (5-year lease term). Salal is the largest not-for-profit sexual assault crisis support centre in BC, providing support to more than 4,000 survivors of sexualized violence annually and advocating for systemic change through education, outreach and activism. This nominal lease grant aligns with Spaces to Thrive and UN Safe Cities for Women and Girls initiatives to improve gender safety within the intersections of equity, Reconciliation, and resilience.



Photo credit to Sole Food Street Farm

5. ASSESSMENT/ADJUDICATION

Generally, grants are accessed through open calls. In specific instances, an invitation approach is used as a best practice to lower barriers and ensure access and success for under-represented groups. Grant applications occur through a shared online platform. NPO operator calls for leases occur through the City's procurement process or similar to grants through a shared online platform.

Grants are adjudicated through a thorough review process, deploying community juries and staff expertise and experience, and occur in alignment with policies.

All grants must be approved by Council. Staff recommendations are presented to and considered by Council (two-thirds affirmative votes necessary). Council can delegate authority to staff to support rapid response and has done so on occasion.

ACCS granting teams work with Legal Services to create and implement relevant funding agreements.

Recipient organizations are required to report back on previous grants or throughout leases.

ACCS GRANT MANAGEMENT PROCESS



6. CHALLENGES

As we go forward, challenges remain:

- Oversubscribed/demand: there will always be more demand for grants than the budget/space available for such a purpose.
 - > Cultural Services received 579 requests for \$21.8 million in 2022 and received Council approval for \$16.2 million through 495 operating and capital grants.
 - > In 2022, Social Policy's Social Operating Grants received 270 requests for grant support totaling \$14,008,250. In the end, 206 Social Operating Grants were awarded totaling \$7,636,469 (excluding prior year approved multiple-year grants), suggesting that demand among community service agencies significantly exceeds the available budget.
- Since the beginning of the COVID-19 pandemic, inflation has affected society in all areas, including sectors providing social services.
- Civic buildings are aging and require capital investment to continue providing a consistent level of services.
- Impacts of COVID-19 pandemic: Covid relief funding from senior levels of government has ended, and grantees are still dealing with the impacts of pandemic restrictions and a rise in demand for services/programs.
- Decreased volunteer activities mean higher paid staff needs for NPOs.

7. ACCS APPLICATION PORTAL

Since 2022, the City has implemented the online grant management system — VanAPPLY — to process application-based grant requests, awards, and artist commissions. Interested organizations can find out more information about the City's grant programs and application portal by visiting the City's community grant website:

vancouver.ca/people-programs/vanapply-online-grant-application-system.aspx.

APPENDIX

List of organizations receiving City funding by funding streams:

DOC/2023/034856 - ACCS 2022 Approved Grant by Recipients (Feb 1, 2022)

Note:

Greenest City Grants (\$277,688) included in Appendix - ACCS 2022 Approved Grants by Recipients are administrated by other City Department and are not captured by this Impact Report;

School Food Program (\$477,126), Rent Subsidy Grants (\$94,400), MMIWG (\$80,000), EMBER (\$150,000), Streethome Foundation grants (\$150,000), Collingwood Neighborhood Housing Annex Operating grants (\$40,000) were previously reported under Other Social grants but are re-aligned to Social Operating Grants category based on the funding source.

A. ACCS 2022 Council Approved Capital Grant Recipients

Row Labels	Sum of 2022 Approved
Capital Grants - Childcare	67,734
School Age Care Expansion Grant /Provincial Childcare MOU	67,734
Mackenzie Elementary School	8,034
Tennyson Elementary School	47,528
False Creek Community Centre Association	12,172
Capital Grants - Cultural Services	2,024,900
Cultural Infrastructure Grants	1,258,100
221A Artist Run Centre Society	250,000
A.S.T.C. Science World Society	41,100
BC Artscape Society	230,000
Little Mountain Gallery Community Arts Performance Association	250,000
Pacific Ballet British Columbia Society	250,000
Federation of Russian Canadians of British Columbia	57,000
The Vancouver Maritime Museum Society	105,000
Vines Art Festival Society	75,000
Small Grant for Cultural Spaces	766,800
221A Artist Run Centre Society	19,000
Aeriosa Dance Society	25,000
African Descent Society British Columbia	25,000
Arts Umbrella Association	15,000
Bard on the Beach Theatre Society	25,000
BC Metis Federation Society	20,000
Black Arts Vancouver Society	3,500
Blackout Art Society	15,000
Create Vancouver Society	35,600
Dumb Instrument Dance Society	25,000
Eastside Arts Society	25,000
Foolish Operations Society	12,000
Great Lakes Networking Society of BC	11,000
L'Alliance Française de Vancouver	24,000
Latincouver Cultural & Business Society	12,500
National Pilipino Canadian Cultural Centre Society (NPC3)	20,000
Normie Event Society	15,000
Other Sights for Artists' Projects Association	25,000
Secret Lantern Society	8,000
Still Moon Arts Society	20,000
Terminal City Glass Co-op	16,900
The Beaumont Studios Artist Society	20,000
The Black Lab Artist Society	5,000
The Coastal Jazz & Blues Society	20,000
The Community Arts Council of Vancouver	25,000
The Dance Foundation	25,000
The James Black Gallery Association	10,000
Unicorn Support Services Society	13,500
Urban Ink Production Society	25,000
Vancouver Metal Arts Association	15,000
Visible Art Society	12,500
Wongs' Benevolent Association	48,800
Cineworks Independent Filmmakers Society	14,000
The Arts Club of Vancouver Theatre Society	15,000
British Columbia Alliance for Arts and Culture Society	11,000
Carnegie Community Centre Association	25,000
Duplex Artists' Society	25,000
Greater Vancouver International Film Festival Society	21,000
Historic Joy Kogawa House Society	25,000
Marpole Museum and Historical Society	6,000
VSO School of Music Society	7,500
Capital Grants - Housing & Homelessness Services	75,000

A. ACCS 2022 Council Approved Capital Grant Recipients

Row Labels	Sum of 2022 Approved
SRO Upgrade Grants	75,000
Atira Women's Resource Society	-
DTES SRO Collaborative Society	75,000
Capital Grants - Social Policy	107,466
Small Social Capital Grants	107,466
411 Seniors Centre Society	30,000
Aboriginal Mother's Centre	20,000
Atira Women's Resource Society	7,466
Ramp Installation (tbd)	30,000
WISH Society	12,000
YVR Heart Tattoo Society	8,000
Capital Grants - Equity Initiatives	2,000,000
Equity Capital Grants	2,000,000
Aboriginal Land Trust Society (Saa'ust)	2,000,000
Grand Total	4,275,100

B-1: ACCS 2022 Council Approved Operating Grants Recipients for Social, Childcare, Housing, Homelessness Services and Other Grants by Stream (does not include VAHEF)

TYPE	GRANT STREAM	AGENCY	Sum of 2022	Sum of 2023	Sum of 2024	Sum of 2025	Sum of 2022 Approved Total	Sum of Canceled
	(blank)	(blank)	-					
	(blank) Total		-					
Total			-					
Childcare								
Operating Grants	Childcare Administration Grant	VSOCC	124,000				124,000	
		Westcoast Childcare Resource Entre (WCCRC)	252,000				252,000	
	Childcare Administration Grant Total		376,000				376,000	
	Childcare Enhancement Grants	Association of Neighbourhood Houses of British Columbia DBA Cedar Cottage Neighbourhood House	47,363				47,363	
		Association of Neighbourhood Houses of British Columbia DBA Frog Hollow Neighbourhood House	63,682				63,682	
		Association of Neighbourhood Houses of British Columbia DBA Gordon Neighbourhood House	18,945				18,945	
		Association of Neighbourhood Houses of British Columbia DBA Mount Pleasant Neighbourhood House	54,941				54,941	
		Association of Neighbourhood Houses of British Columbia DBA South Vancouver Neighbourhood House	39,470				39,470	
		Atira Women's Resource Society	15,156				15,156	
		Brant Villa Daycare Society	23,682				23,682	
		Collingwood Neighbourhood House Society	51,838				51,838	
		Kiwassa Neighbourhood Services Association	47,837				47,837	
		Marpole Oakridge Family Place Society (MOFP)	6,315				6,315	
		McGregor Child Care Society	27,000				27,000	
		Ray-Cam Community Association	27,000				27,000	
		South Vancouver Family Place Society	9,473				9,473	
		Strathcona Community Centre Association (1972)	54,000				54,000	
		Sunset Child Care Soc.	23,682				23,682	
		Sunset Community Association	49,257				49,257	
		The Aboriginal Mother Centre Society	9,473				9,473	
		The Britannia Community Services Centre Society	110,997				110,997	
		The Shannon Day Care Society	27,000				27,000	
		Thunderbird Neighbourhood Association	20,524				20,524	
		Urban Promise Ministries	9,473				9,473	
		Vancouver Aboriginal Friendship Centre Society	60,000	60,000	60,000		180,000	
		YWCA Vancouver	131,682				131,682	
		Little Mountain Neighbourhood House Society	41,209				41,209	
	Childcare Enhancement Grants Total		970,000	60,000	60,000		1,090,000	
	Childcare Research, Policy Development & Innovations Grants	Association of Neighbourhood Houses of British Columbia	55,000				55,000	
		Hudson Child Care Society	15,000				15,000	
		Metro Vancouver Aboriginal Executive Council	80,000				80,000	
		Mount Pleasant Childcare Society	25,000				25,000	
		The Britannia Community Services Centre Society	25,000				25,000	
		West End Community Centre Association	72,000				72,000	
	Childcare Research, Policy Development & Innovations Grants Total		272,000				272,000	
	Childcare Reserve	Collingwood Neighbourhood House Society	59,400				59,400	
		Developmental Disabilities Association (DDA) – Creekside	39,600				39,600	
		VSOCC	376,200				376,200	
		YWCA Vancouver	39,600				39,600	
	Childcare Reserve Total		514,800				514,800	

B-1: ACCS 2022 Council Approved Operating Grants Recipients for Social, Childcare, Housing, Homelessness Services and Other Grants by Stream (does not include VAHEF)

TYPE	GRANT STREAM	AGENCY	Sum of 2022	Sum of 2023	Sum of 2024	Sum of 2025	Sum of 2022 Approved Total	Sum of Canceled
Childcare Operating Grants Total			2,132,800	60,000	60,000		2,252,800	
Community Services Grants	CSG Bridge Funding	211 British Columbia Services Society (bc211)	16,028				16,028	
		Access Pro Bono Society of British Columbia	6,250				6,250	
		Atira Women's Resource Society	4,230				4,230	
		Big Brothers of Greater Vancouver	15,108				15,108	
		Big Sisters of BC Lower Mainland	18,477				18,477	
		Boys and Girls Clubs of South Coast BC	24,235				24,235	
		Canadian Mental Health Association, Vancouver-Fraser Branch	6,250				6,250	
		Equitas International Centre for Human Rights Education Society	8,333				8,333	
		First Funds Society - Community Voicemail	8,500				8,500	
		First United Church Community Ministry Society	10,573				10,573	
		Greater Vancouver Law Students' Legal Advice Society	12,230				12,230	
		Japanese Community Volunteers Association (Tonari Gumi)	4,167				4,167	
		Jewish Family Service Agency of Vancouver	6,717				6,717	
		John Howard Society of British Columbia	7,190				7,190	
		Justice Education Society of British Columbia	11,252				11,252	
		KidSafe Project Society, The	8,333				8,333	
		Network of Inner City Community Services Society	13,084				13,084	
		Pacific Immigrant Resources Society	25,958				25,958	
		PLEA Community Services Society of British Columbia	17,620				17,620	
		REACH Community Support Society Health Centre	9,575				9,575	
		Renfrew Collingwood Seniors Society	9,387				9,387	
		Seniors Services Society of BC (SSSBC)	13,703				13,703	
		Spinal Cord BC / Canadian Paraplegic Association (B.C.)	20,000				20,000	
	CSG Bridge Funding Total		277,200				277,200	
	Indigenous Healing & Wellness (IHAW)	Carnegie Community Centre Association	20,000				20,000	
		DUDES Club Society	20,000				20,000	
		PHS Community Services Society	20,000				20,000	
		RainCity Housing and Support Society	20,000				20,000	
		The Britannia Community Services Centre Society	20,000				20,000	
		Vancouver Native Housing Society	20,000				20,000	
	Indigenous Healing & Wellness (IHAW) Total		120,000				120,000	
	Neighborhood Organization Grants	Association of Neighbourhood Houses of British Columbia DBA Cedar Cottage Neighbourhood House	118,778				118,778	
		Association of Neighbourhood Houses of British Columbia DBA Frog Hollow Neighbourhood House	107,757				107,757	
		Association of Neighbourhood Houses of British Columbia DBA Gordon Neighbourhood House	82,202				82,202	
		Association of Neighbourhood Houses of British Columbia DBA Kitsilano Neighbourhood House	93,765				93,765	
		Association of Neighbourhood Houses of British Columbia DBA Marpole Neighbourhood House	71,616				71,616	
		Association of Neighbourhood Houses of British Columbia DBA Mount Pleasant Neighbourhood House	88,495				88,495	
		Association of Neighbourhood Houses of British Columbia DBA South Vancouver Neighbourhood House	120,842				120,842	
		Collingwood Neighbourhood House Society	121,162				121,162	
		Downtown Eastside Neighbourhood House Society	72,475				72,475	
		Kiwassa Neighbourhood Services Association	121,154				121,154	
		Little Mountain Neighbourhood House Society	94,265				94,265	
	Neighborhood Organization Grants Total		1,092,511				1,092,511	

B-1: ACCS 2022 Council Approved Operating Grants Recipients for Social, Childcare, Housing, Homelessness Services and Other Grants by Stream (does not include VAHEF)

TYPE	GRANT STREAM	AGENCY	Sum of 2022	Sum of 2023	Sum of 2024	Sum of 2025	Sum of 2022 Approved Total	Sum of Canceled	
Community	Organizational Capacity Building Grant	Downtown Eastside Neighbourhood House Society	10,000				10,000		
		Metro Vancouver Aboriginal Executive Council	15,000				15,000		
		The Dugout Drop-In Centre Society	4,500				4,500		
		Vantage Point Strategies Society	75,000				75,000		
		Organizational Capacity Building Grant Total		104,500				104,500	
		Sustainable Food System (SFS)	Association of Neighbourhood Houses of British Columbia DBA Frog Hollow Neighbourhood House	6,036				6,036	
	Association of Neighbourhood Houses of British Columbia DBA Gordon Neighbourhood House		8,249				8,249		
	Association of Neighbourhood Houses of British Columbia DBA Kitsilano Neighbourhood House		8,091				8,091		
	Association of Neighbourhood Houses of British Columbia DBA Mount Pleasant Neighbourhood House		6,526				6,526		
	Association of Neighbourhood Houses of British Columbia DBA South Vancouver Neighbourhood House		8,685				8,685		
	Cedar Cottage Food Network Society		6,740				6,740		
	Collingwood Neighbourhood House Society		9,293				9,293		
	Downtown Eastside Neighbourhood House Society		6,036				6,036		
	Kiwassa Neighbourhood Services Association		8,091				8,091		
	Strathcona Community Centre Association (1972)		8,847				8,847		
	The Britannia Community Services Centre Society		15,882				15,882		
	The Little Mountain Neighbourhood House Society		8,840				8,840		
			Sustainable Food System (SFS) Total		101,316				101,316
		Core Support Grants	411 Seniors Centre Society	60,000				60,000	
	Access Pro Bono Society of British Columbia		15,000				15,000		
	Asian Environmental Association		30,000				30,000		
	Association of Neighbourhood Houses of British Columbia DBA Frog Hollow Neighbourhood House		47,192				47,192		
	Association of Neighbourhood Houses of British Columbia DBA Gordon Neighbourhood House		20,000				20,000		
	Association of Neighbourhood Houses of British Columbia DBA Kitsilano Neighbourhood House		31,250				31,250		
	Association of Neighbourhood Houses of British Columbia DBA Marpole Neighbourhood House		25,000				25,000		
	Association of Neighbourhood Houses of British Columbia DBA Mount Pleasant Neighbourhood House		45,612				45,612		
	Association of Neighbourhood Houses of British Columbia DBA South Vancouver Neighbourhood House		70,472				70,472		
	Atira Women's Resource Society		10,152				10,152		
	Big Brothers of Greater Vancouver		20,000				20,000		
	Big Sisters of BC Lower Mainland		30,000				30,000		
	Black Girl Collective Society		10,000				10,000		
	Boys and Girls Clubs of South Coast BC		52,348				52,348		
	Canadian Mental Health Association, Vancouver-Fraser Branch		15,000				15,000		
Canadian Paraplegic Association (BC)	48,000					48,000			
Connective Support Society	8,627					8,627			
DUDES Club Society	15,000					15,000			
Eastside Family Place Society	58,415					58,415			
Equitas International Centre for Human Rights Education Society	20,000					20,000			
EYA Environmental Youth Alliance Society	20,000					20,000			
Family Services of Greater Vancouver	62,819					62,819			
First United Church Community Ministry Society	35,000					35,000			
Greater Vancouver Law Students' Legal Advice Society	29,352					29,352			
Hastings Community Association	30,452					30,452			
Hastings Crossing Business Improvement Association	15,000					15,000			
Japanese Community Volunteers Association (Tonari Gumi)	20,000				20,000				
Jewish Family Service Agency of Vancouver	16,120				16,120				
Jewish Seniors Alliance of Greater Vancouver	5,000				5,000				

B-1: ACCS 2022 Council Approved Operating Grants Recipients for Social, Childcare, Housing, Homelessness Services and Other Grants by Stream (does not include VAHEF)

TYPE	GRANT STREAM	AGENCY	Sum of 2022	Sum of 2023	Sum of 2024	Sum of 2025	Sum of 2022 Approved Total	Sum of Canceled
Community	Core Support Grants	Justice Education Society of British Columbia	27,004				27,004	
		Kiwassa Neighbourhood Services Association	27,388				27,388	
		La Boussole Centre Communautaire Societe	25,000				25,000	
		Learning Disabilities Society of Greater Vancouver (LDS)	25,376				25,376	
		Leave Out Violence (LOVE) Society BC	34,628				34,628	
		M.O.S.A.I.C. Multi-Lingual Orientation Service Association for Immigrant Communities	58,061				58,061	
		MakeWay Charitable Society - Binners' Project	25,000				25,000	
		Marpole Oakridge Family Place Society (MOFP)	88,000				88,000	
		Megaphone – Hope in Shadows Society	50,000				50,000	
		Migrant Workers Centre BC Society	24,000				24,000	
		Mom2Mom Child Poverty Initiative Society	25,000				25,000	
		Mount Pleasant Family Centre Society	55,172				55,172	
		Network of Inner City Community Services Society	31,401				31,401	
		Nisga'a Ts'amiks Vancouver Society	25,000				25,000	
		Pacific Association of First Nations Women	25,000				25,000	
		Pacific Community Resources Society	81,000				81,000	
		Pacific Immigrant Resources Society	83,392				83,392	
		Pacific Legal Education and Outreach (PLEO)	10,000				10,000	
		PCR BC Poverty Reduction Coalition	20,000				20,000	
		PeerNet Association of British Columbia (PNBC)	48,472				48,472	
		PHS Community Services Society	30,000				30,000	
		PLEA Community Services Society of British Columbia	21,144				21,144	
		PovNet Society	20,000				20,000	
		QMUNITY BC's Queer, Trans and Two-Spirit Resource Centre Society	100,000				100,000	
		Rainbow Refugee Society	10,000				10,000	
		RayCam Cooperative Centre	15,000				15,000	
		REACH Centre Association	22,980				22,980	
		Red Fox Healthy Living Society	45,000				45,000	
		Renfrew Collingwood Seniors Society	22,528				22,528	
		Sam Sullivan Disability Foundation	25,000				25,000	
		Seniors Services Society of BC (SSSBC)	32,888				32,888	
		Sher Vancouver LGBTQ Friends Society	10,000				10,000	
		South Granville Seniors Friendship Centre Society	71,034				71,034	
		South Vancouver Family Place Society	64,432				64,432	
		TFL Technology for Living Society	20,000				20,000	
		The Britannia Community Services Centre Society	10,000				10,000	
		The Downtown Eastside Women's Centre Association	208,064				208,064	
		The Dugout Drop-In Centre Society	40,600				40,600	
		The Immigrant Services Society of British Columbia (ISSofBC)	110,000				110,000	
		The KidSafe Project Society	20,000				20,000	
The Little Mountain Neighbourhood House Society	21,544				21,544			
The Vancouver Second Mile Society	137,499				137,499			
The Writers' Exchange	25,000				25,000			
Thunderbird Neighbourhood Association	40,800				40,800			
TRAC Tenant Resource & Advisory Centre Society	56,000				56,000			
United Way British Columbia	19,234				19,234			
Vancity Community Foundation	50,000				50,000			

B-1: ACCS 2022 Council Approved Operating Grants Recipients for Social, Childcare, Housing, Homelessness Services and Other Grants by Stream (does not include VAHEF)

TYPE	GRANT STREAM	AGENCY	Sum of 2022	Sum of 2023	Sum of 2024	Sum of 2025	Sum of 2022 Approved Total	Sum of Canceled		
Community	Core Support Grants	Vancouver Association for Survivors of Torture	60,000				60,000			
		Vancouver Women's Health Collective Society	20,000				20,000			
		Vantage Point Strategies Society	40,000				40,000			
		Wavefront Centre for Communication Accessibility	10,560				10,560			
		West End Seniors' Network Society	74,520				74,520			
		West Side Family Place Society	32,154				32,154			
		Yarrow Intergenerational Society for Justice	45,000				45,000			
		YWCA Vancouver	40,426				40,426			
	Core Support Grants Total		3,226,112				3,226,112			
Community Services Grants Total			4,921,639				4,921,639			
Services										
Grants(Multi-year)	Sustainable Food System (SFS)	Association of Neighbourhood Houses of British Columbia DBA Frog Hollow Neighbourhood House	6,000	12,000	12,000	6,000	36,000			
		Association of Neighbourhood Houses of British Columbia DBA Gordon Neighbourhood House	8,000	16,000	16,000	8,000	48,000			
		Association of Neighbourhood Houses of British Columbia DBA Kitsilano Neighbourhood House	7,000	14,000	14,000	7,000	42,000			
		Association of Neighbourhood Houses of British Columbia DBA Mount Pleasant Neighbourhood House	6,500	13,000	13,000	6,500	39,000			
		Association of Neighbourhood Houses of British Columbia DBA South Vancouver Neighbourhood House	8,500	17,000	17,000	8,500	51,000			
		Cedar Cottage Food Network Society	3,350	3,350	-	-	6,700			
		Collingwood Neighbourhood House Society	9,000	18,000	18,000	9,000	54,000			
		Disabled Independent Gardeners Association (DIGA)	6,000	6,000	-	-	12,000			
		Downtown Eastside Neighbourhood House Society	6,000	12,000	12,000	6,000	36,000			
		DUDES Club Society	3,350	6,700	6,700	3,350	20,100			
		Hives For Humanity Society	4,000	8,000	8,000	4,000	24,000			
		Kiwassa Neighbourhood Services Association	8,000	16,000	16,000	8,000	48,000			
		Strathcona Community Centre Association (1972)	8,500	17,000	17,000	8,500	51,000			
		The Britannia Community Services Centre Society	9,000	18,000	18,000	9,000	54,000			
		The Little Mountain Neighbourhood House Society	8,000	16,000	16,000	8,000	48,000			
			Sustainable Food System (SFS) Total		101,200	193,050	183,700	91,850	569,800	
		Indigenous-Focused Organization & Programs (Multi-Year)		Aboriginal Mother Centre Society	75,000	75,000	75,000		225,000	
				Aunt Leah's Independent Lifeskills Society	60,000	60,000	60,000		180,000	
				Helping Spirit Lodge Society	30,000	30,000	30,000		90,000	
				Lu'ma Native Housing Society	30,000	30,000	30,000		90,000	
Metro Vancouver Aboriginal Executive Council	150,000			150,000	150,000		450,000			
NEC Native Education College	70,000			70,000	70,000		210,000			
The Aboriginal Front Door Society	85,000			85,000	85,000		255,000			
Urban Native Youth Association (UNYA)	90,000			90,000	90,000		270,000			
Vancouver Aboriginal Community Policing Centre	20,000			20,000	20,000		60,000			
W.A.V.A.W./ R.C.C.: Women Against Violence Against Women/Rape Crisis Centre	75,000			75,000	75,000		225,000			
Warriors Against Violence Society	30,000			30,000	30,000		90,000			
Watari Research Association	110,000			110,000	110,000		330,000			
	Indigenous-Focused Organization & Programs (Multi-Year) Total				825,000	825,000	825,000		2,475,000	
Disability-Focused Organizations & Programs (Multi-Year)				Crisis Intervention and Suicide Prevention Centre of British Columbia	40,000	40,000	40,000		120,000	
		Disability Alliance BC Society (DABC)	88,452	88,452	88,452		265,356			
		Gallery Gachet Society	30,000	30,000	30,000		90,000			

B-1: ACCS 2022 Council Approved Operating Grants Recipients for Social, Childcare, Housing, Homelessness Services and Other Grants by Stream (does not include VAHEF)

TYPE	GRANT STREAM	AGENCY	Sum of 2022	Sum of 2023	Sum of 2024	Sum of 2025	Sum of 2022 Approved Total	Sum of Canceled
Community	Disability-Focused Organizations & Programs (Multi-Disability-Focused Organizations & Programs (Multi-Year) Total	Kettle Friendship Society, The	86,252	86,252	86,252		258,756	
	Sex-Worker & Gender Equity Focused Organizations & Programs (Multi-Year)		244,704	244,704	244,704		734,112	
		B.W.S.S.: Battered Women's Support Services Association	68,000	68,000	68,000		204,000	
		BC Coalition of Experiential Communities Association	20,000	20,000	20,000		60,000	
		Collingwood Neighbourhood House Society	45,000	45,000	45,000		135,000	
		Good Night Out Vancouver Association	40,000	40,000	40,000		120,000	
		H.I.M. Health Initiative for Men Society	37,000	37,000	37,000		111,000	
		Living in Community Society	30,000	30,000	30,000		90,000	
		Providing Advocacy Counselling & Education Society (PACE)	100,000	100,000	100,000		300,000	
		Supporting Women's Alternatives Network Society (SWAN Vancouver)	32,000	32,000	32,000		96,000	
		WISH Drop-In Centre Society	180,400	180,400	180,400		541,200	
	Sex-Worker & Gender Equity Focused Organizations & Programs (Multi-Year) Total		552,400	552,400	552,400		1,657,200	
Community Services Grants(Multi-year) Total			1,723,304	1,815,154	1,805,804	91,850	5,436,112	
Grant	Greenest City Grant							
		Be the Change Earth Alliance Society	41,000				41,000	
		CityHive Youth Engagement Society	39,000				39,000	
		Create Climate Equity Association	41,000				41,000	
		HUB Cycling	29,000				29,000	
		University of British Columbia	41,688				41,688	
		Vancouver Food Runners Society	41,000				41,000	
		Vancouver Foundation	45,000				45,000	
	Greenest City Grant Total		277,688				277,688	
Greenest City Grant Total			277,688				277,688	
HHS Operating Grants	Homelessness Action Week (HAW) Grants							
		Association of Neighbourhood Houses of British Columbia DBA Marpole Neighbourhood House	2,500				2,500	
		Association of Neighbourhood Houses of British Columbia DBA Mount Pleasant Neighbourhood House	2,700				2,700	
		Association of Neighbourhood Houses of British Columbia DBA South Vancouver Neighbourhood House	2,300				2,300	
		B.W.S.S.: Battered Women's Support Services Association	3,000				3,000	
		Connect Vancouver Foundation	3,000				3,000	
		DUDES Club Society	3,000				3,000	
		Employ to Empower Foundation	2,950				2,950	
		Frog Hollow Neighbourhood House	2,550				2,550	
		Gallery Gachet Society	3,000				3,000	
		Hives For Humanity Society	3,000				3,000	
		Lotus Light Charity Society	3,000				3,000	
		Mount Pleasant Community Centre Association	3,000				3,000	
		Vancouver Aboriginal Friendship Centre Society	3,000				3,000	
		Vancouver Odd Fellows Lodge No.90 Independent Order of Odd Fellows	3,000				3,000	
		Working Gear Clothing Society	3,000				3,000	
	Homelessness Action Week (HAW) Grants Total		43,000				43,000	
	Renter Services							
		Access Pro Bono Society of British Columbia	40,000				40,000	

B-1: ACCS 2022 Council Approved Operating Grants Recipients for Social, Childcare, Housing, Homelessness Services and Other Grants by Stream (does not include VAHEF)

TYPE	GRANT STREAM	AGENCY	Sum of 2022	Sum of 2023	Sum of 2024	Sum of 2025	Sum of 2022 Approved Total	Sum of Canceled	
HHS Operating	Renter Services	Association of Neighbourhood Houses of British Columbia DBA Mount Pleasant Neighbourhood House	30,000				30,000		
		Atira Women's Resource Society	40,000				40,000		
		Aunt Leah's Society	24,500				24,500		
		B.W.S.S.: Battered Women's Support Services Association	24,500				24,500		
		First United Church Community Ministry Society	64,000				64,000		
		Helping Spirit Lodge Society	35,580				35,580		
		Rainbow Refugee Society	40,000				40,000		
		Seniors Services Society of BC (SSSBC)	39,000				39,000		
		Tenant Resource & Advisory Centre (TRAC)	80,000				80,000		
		The Kettle Friendship Society	39,000				39,000		
		Watari Research Association	68,420				68,420		
		Renter Services Total		525,000				525,000	
		Supportive Housing Operating Grants	Connective Support Society	7,500				7,500	
			The Kettle Friendship Society	10,000				10,000	
	The Little Mountain Neighbourhood House Society		7,500				7,500		
	Vancouver Aboriginal Friendship Centre Society		15,000				15,000		
	Lu'ma Native Housing		10,000				10,000		
	A Better Life Foundation		11,000				11,000		
	YWCA Metro Vancouver		11,000				11,000		
	Supportive Housing Operating Grants Total		84,000				84,000		
HHS Operating Grants Total			652,000				652,000		
Other Social Grants	ACCS One Time Project - Decriminalization of Poverty	Vancouver Area Network of Drug Users Society (VANDU)	10,000				10,000		
	ACCS One Time Project - Decriminalization of Poverty Total		10,000				10,000		
	Eastside Movement for Business and Economic Renewal Society	Eastside Movement for Business and Economic Renewal Society (EMBERS)	150,000				150,000		
		Eastside Movement for Business and Economic Renewal Society Total		150,000			150,000		
	MMIWG	Watari Research Association	80,000				80,000		
	MMIWG Total		80,000				80,000		
	Other Social Grants	Good Night Out Vancouver Association	40,000				40,000		
	Other Social Grants Total		40,000				40,000		
	School Food Program	Fresh Roots Urban Farm Society	63,378	68,126	68,126	34,063	233,693		
		Strathcona Community Centre Association (1972)	84,252	84,000	84,000	42,000	294,252		
		Vancouver School Board	329,496	325,000	325,000	162,500	1,141,996		
	School Food Program Total		477,126	477,126	477,126	238,563	1,669,941		
	Social Rent Subsidy	Eastside Movement for Business and Economic Renewal Society (EMBERS)	50,000				50,000		
		The Dugout Drop-In Centre Society	9,400				9,400		
Westcoast Child Care Resource Centre		35,000				35,000			
Social Rent Subsidy Total		94,400				94,400			
SRO Grant (Climate Emergency Action Fund)	Downtown Eastside SRO Collaborative Society	100,000				100,000			
SRO Grant (Climate Emergency Action Fund) Total		100,000				100,000			
Streethome Foundation	Streethome (not open call)	150,000				150,000			
Streethome Foundation Total		150,000				150,000			
Hastings Legacy Fund (external funding)	Association of Neighbourhood Houses of British Columbia DBA Frog Hollow Neighbourhood House	18,360				18,360			

B-1: ACCS 2022 Council Approved Operating Grants Recipients for Social, Childcare, Housing, Homelessness Services and Other Grants by Stream (does not include VAHEF)

TYPE	GRANT STREAM	AGENCY	Sum of 2022	Sum of 2023	Sum of 2024	Sum of 2025	Sum of 2022 Approved Total	Sum of Canceled
Other Social Grants	Hastings Legacy Fund (external funding)	Hastings North Area Planning Association	11,220				11,220	
		Hastings North Business Improvement Association	20,400				20,400	
		Kiwassa Neighbourhood Services Association	88,960				88,960	
		The KidSafe Project Society	23,460				23,460	
		Hastings Legacy Fund (external funding) Total		162,400			162,400	
		Vancouver Coastal Health Funded	Simon Fraser University - Morris Wosk Centre (VCH funded)	30,000			30,000	
		Vancouver Coastal Health Funded Total		30,000			30,000	
		ACCS Operating Budget	Collingwood Neighbourhood House Society	40,000			40,000	
		ACCS Operating Budget Total		40,000			40,000	
		General Government Operating Budget	Collingwood Neighbourhood House Society	291,400			291,400	
		General Government Operating Budget Total		291,400			291,400	
		Resilient Neighbourhoods Grants (Emergency Management Agency Funded)	Baha'i Foundation Canada/Fondation Baha'ie Canada	8,000			8,000	
			Distro Disco (with Coalition of Peers Dismantling the Drug War)	8,000			8,000	
			DUDES Club Society	8,000			8,000	
			Hives For Humanity Society	8,000			8,000	
	Hope in Shadows Society		8,000			8,000		
	Resilient Neighbourhoods Grants (Emergency Management Agency Funded) Total		40,000			40,000		
	Building Safer Community Fund (Non-ACCS Funding)	10 Delegated authority to be named & Paid in 2023	100,000			100,000		
	Building Safer Community Fund (Non-ACCS Funding) Total		100,000			100,000		
Other Social Grants Total			1,765,326	477,126	477,126	238,563	2,958,141	
(blank)								
Grand Total			11,472,757	2,352,280	2,342,930	330,413	16,498,380	

B- 2: ACCS Prior Year (2021) Approved Grants that applies to 2022, 2023, 2024 Grant Budget

Type	GRANT STREAM	AGENCY	Sum of 2022	Sum of 2023	Sum of 2024
Other Social Grants	Organizational Capacity Building Grant	Afro Van Connect	25,000	25,000	25,000
		McCreary Centre Society	28,000	28,000	28,000
		West End Seniors' Network Society	25,000	25,000	25,000
	Organizational Capacity Building Grant Total		78,000	78,000	78,000
Other Social Grants Total			78,000	78,000	78,000
(blank)					
Grand Total			78,000	78,000	78,000

C: ACCS 2022 Council Approved Operating Grant Recipients for Cultural Grants (by Stream)

Row Labels	Sum of 2022 Approved	Sum of 2022 One Time Grant	Sum of 2023	Sum of Total 2022 Approved	Sum of Canceled	Sum of Returned
Cultural Operating Grants	12,183,316	138,500	1,830,685	14,152,501	(25,000)	(6,000)
Affordable Spaces Grants	381,846			381,846	(25,000)	
110 Arts Cooperative (The Post at 750)	45,010			45,010		
221A Artist Run Centre Society	45,000			45,000		
901 Artists Cooperative	8,000			8,000		
B.C. Artscape Society	45,000			45,000		
Black Arts Vancouver Society	5,168			5,168		
Dumb Instrument Dance Society	25,000			25,000		
Dundarave Print Workshop	10,000			10,000		
Duplex Artists' Society	20,000			20,000		
East Van Arts and Culture Society	10,000			10,000		
Kokoro Dance Theatre Society	35,500			35,500		
Little Mountain Gallery Community Arts Performance Association	10,000			10,000		
Out Innerspace Dance Theatre and Film Society	10,000			10,000		
The Archive Printmaking Studio Society	10,000			10,000		
The Beaumont Studios Artist Society	17,500			17,500		
The Black Lab Artist Society	5,168			5,168		
The James Black Gallery Association	15,000			15,000		
The Vancouver Life Drawing Society dba Basic Inquiry	4,000			4,000		
Unicorn Support Services Society	10,000			10,000		
UNIT/PITT Society for Art and Critical Awareness	25,000			25,000	(25,000)	
Vancouver Creative Space Society	26,500			26,500		
Cultural Equity	316,000			316,000		
African Friendship Society	15,000			15,000		
Afro Van Connect Society	25,000			25,000		
Black Arts Vancouver Society	15,000			15,000		
Chapel Sound Art Foundation	20,000			20,000		
Dumb Instrument Dance Society	40,000			40,000		
Hogan's Alley Society	20,000			20,000		
Open Access Foundation for Arts & Culture	25,000			25,000		
Punjabi Market Regeneration Collective Society	26,000			26,000		
re:Naissance Opera	35,000			35,000		
Recorded Movement Society	25,000			25,000		
Vancouver Asian Film Festival Society	25,000			25,000		
Vashaan Music Society	15,000			15,000		
VocalEye Descriptive Arts Society	30,000			30,000		
Cultural Operating Funding - Annual	4,687,625	138,500		4,826,125		
221A Artist Run Centre Society	30,000			30,000		
Aeriosa Dance Society	24,000			24,000		
Axis Theatre Society	32,500			32,500		
Bard on the Beach Theatre Society	60,000			60,000		
Battery Opera Performing Arts Society	21,000			21,000		
Bill Reid Foundation	37,500			37,500		
Boca Del Lupo Theatre	42,000			42,000		
British Columbia Alliance for Arts and Culture Society	45,000			45,000		
CAG Contemporary Art Gallery Society of British Columbia	75,000			75,000		
Canadian Alliance of Dance Artists - British Columbia Chapters	15,000			15,000		
Canadian Music Centre/Centre de musique canadienne	31,500			31,500		
Capilano Review Contemporary Arts Society	20,000	5,000		25,000		

C: ACCS 2022 Council Approved Operating Grant Recipients for Cultural Grants (by Stream)

Row Labels	Sum of 2022 Approved	Sum of 2022 One Time Grant	Sum of 2023	Sum of Total 2022 Approved	Sum of Canceled	Sum of Returned
Caravan World Rhythms Society	17,000			17,000		
Carousel Theatre Society	32,000			32,000		
Centre culturel francophone de Vancouver	20,000			20,000		
Chor Leoni Men's Choir	20,000			20,000		
Cineworks Independent Filmmakers Society	36,000			36,000		
City Opera of Vancouver Society	15,000			15,000		
Community Radio Education Society dba Vancouver Cooperative Radio	32,500			32,500		
Company 605 Dance Society	18,700			18,700		
Company Erasga Society	22,000	2,000		24,000		
Craft Council of British Columbia	15,000			15,000		
Dance West Network Society	20,000	2,000		22,000		
DanceHouse Productions	21,000			21,000		
Eastside Arts Society	13,000			13,000		
EDAM Performing Arts Society	25,000			25,000		
Electric Company Theatre Society	35,000			35,000		
Elektra Women's Choir	20,000			20,000		
Fight With a Stick Hybrid Performance Society	11,500			11,500		
First Pacific Theatre Society	21,000			21,000		
Foolish Operations Society	15,000			15,000		
Full Circle: First Nations Performance Society	100,000			100,000		
Gallery Gachet Society	32,000			32,000		
Greater Vancouver International Film Festival Society	75,000			75,000		
Greater Vancouver Professional Theatre Alliance Society	25,000	5,000		30,000		
Green Thumb Theatre	60,000			60,000		
Hard Rubber New Music Society	15,000			15,000		
Health Arts Society	25,000			25,000		
Indian Summer Arts Society	42,000	5,000		47,000		
ITSAZOO Productions Society	13,000	3,500		16,500		
Joe Ink Performance Society	12,000			12,000		
Karen Jamieson Dance Society	15,000			15,000		
Kickstart Disability Arts and Culture	22,500	2,500		25,000		
Kidd Pivot Performing Arts Society	25,200			25,200		
Kokoro Dance Theatre Society	53,000	7,000		60,000		
Latincoover Cultural & Business Society	20,000			20,000		
Live Biennial of Performance Art Society	20,000			20,000		
Malaspina Printmakers Society	25,000	10,000		35,000		
Miscellaneous Productions Society	28,500	5,000		33,500		
Movement Enterprises Society dba Small Stage	11,025			11,025		
Music in the Morning Concert Society	19,000			19,000		
Music on Main Society	50,000			50,000		
Musica Intima Society	21,000	5,000		26,000		
New Forms Media Society	10,000			10,000		
New Orchestra Workshop Society	25,000	5,000		30,000		
New Performance Works Society	20,000	2,000		22,000		
Neworld Theatre Society	34,500			34,500		
Out Innerspace Dance Theatre and Film Society	20,000	5,000		25,000		
Pacific Ballet British Columbia Society	100,000			100,000		
Pacific Cinematheque Pacifique	45,000			45,000		
Pacific Legal Education and Outreach Society (PLEO)	15,000	10,000		25,000		

C: ACCS 2022 Council Approved Operating Grant Recipients for Cultural Grants (by Stream)

Row Labels	Sum of 2022 Approved	Sum of 2022 One Time Grant	Sum of 2023	Sum of Total 2022 Approved	Sum of Canceled	Sum of Returned
Pink Ink Theatre Productions Association	20,000			20,000		
Powell Street Festival Society	47,000	3,000		50,000		
Pride in Art Society	42,000	3,000		45,000		
Projectile Publishing Society dba Phillip	13,000			13,000		
PTC Playwrights Theatre Centre	45,000			45,000		
PuSH International Performing Arts Festival Society	80,000			80,000		
Radix Theatre Society	7,500	2,500		10,000		
Raven Spirit Dance Society	25,000			25,000		
Realwheels Society	25,000			25,000		
Redshift Music Society	17,000			17,000		
Reel 2 Real: A Celebration of Moving Images For Youth Society	18,000			18,000		
Rice and Beans Theatre Society	18,000			18,000		
Rosario Ancer Flamenco Arts Society	24,000	3,000		27,000		
Ruby Slippers Productions Society	20,000	5,000		25,000		
Rumble Productions Society	30,000			30,000		
Satellite Video Exchange Society dba VIVO Media Arts Centre	37,500			37,500		
Savage Production Society	32,500	2,500		35,000		
Secret Lantern Society	13,200			13,200		
Snichim Foundation Society	17,500			17,500		
Sound of Dragon Society	13,000	2,000		15,000		
Still Moon Arts Society	15,000			15,000		
Sub-Terrain Literary Collective Society	12,000			12,000		
Tara Cheyenne Performance	20,000	2,000		22,000		
The Art Starts in Schools Society	27,000	5,000		32,000		
The Arts Club of Vancouver Theatre Society	152,000			152,000		
The Association of Book Publishers of British Columbia	23,000			23,000		
The Chop Theatre Society	12,000			12,000		
The Coastal Jazz and Blues Society	90,000			90,000		
The Community Arts Council of Vancouver	15,000			15,000		
The Dancing on the Edge Festival Society	26,500			26,500		
The Documentary Media Society dba DOXA Documentary Film Festival	32,000			32,000		
The Firehall Theatre Society	75,000	5,000		80,000		
the frank theatre company	25,000			25,000		
The Geist Foundation	13,500			13,500		
The I.E. Artspeak Gallery Society	29,000			29,000		
The Mascall Dance Society	15,000			15,000		
The Only Animal Theatre Society	14,250			14,250		
The Or Gallery Society	34,000			34,000		
The Plastic Orchid Factory Society	15,000			15,000		
The Vancouver Book and Magazine Fair dba as WORD Vancouver	15,000			15,000		
The Vancouver Cantata Society	16,500			16,500		
The Vancouver East Cultural Centre	150,000			150,000		
The Vancouver Folk Music Festival Society	80,000			80,000		
The Vancouver Inter-Cultural Orchestra Society	25,000			25,000		
The Vancouver International Writers Festival Society	65,000			65,000		
The Vancouver Out on Screen Film and Video Society	50,000			50,000		
The Western Front Society	44,000			44,000		
Théâtre la Seizième	35,000			35,000		
Theatre Replacement Society	25,000	5,000		30,000		

C: ACCS 2022 Council Approved Operating Grant Recipients for Cultural Grants (by Stream)

Row Labels	Sum of 2022 Approved	Sum of 2022 One Time Grant	Sum of 2023	Sum of Total 2022 Approved	Sum of Canceled	Sum of Returned
Touchstone Theatre Society	35,000			35,000		
TTS Theatre Terrific Society	15,000	5,000		20,000		
Turning Point Ensemble	31,000			31,000		
UNIT/PITT Society for Art and Critical Awareness	16,000			16,000		
Up in The Air Theatre Society	15,000			15,000		
Urban Ink Production Society	55,000			55,000		
Vancouver Access Artist Run Centre dba Access Gallery	23,500			23,500		
Vancouver Asian Canadian Theatre	30,000			30,000		
Vancouver Chamber Choir	20,000			20,000		
Vancouver Choral Arts Society	20,000			20,000		
Vancouver Fringe Theatre Society	40,000			40,000		
Vancouver International Bhangra Celebration dba 5X festival	20,000			20,000		
Vancouver International Centre for Contemporary Asian Art	37,000			37,000		
Vancouver International Children's Festival Society	134,000			134,000		
Vancouver International Dance Festival Society	35,000			35,000		
Vancouver Jewish Film Centre Society	10,000			10,000		
Vancouver Latin American Cultural Centre Society (VLACC)	20,000			20,000		
Vancouver Latin American Film Festival	20,000			20,000		
Vancouver Moving Theatre Society	35,000			35,000		
Vancouver New Music Society	32,000			32,000		
Vancouver Opera Association	55,000			55,000		
Vancouver Poetry House Society	15,000			15,000		
Vancouver Society for Early Music	52,250			52,250		
Vancouver Symphony Society	65,000			65,000		
Vancouver West Side Theatre dba Chutzpah Festival and Norman and Annette Rothstein Theatre	30,000			30,000		
VDC Dance Centre Society	90,000	5,000		95,000		
Vines Art Festival Society	30,000	5,000		35,000		
Visceral Visions Society	20,000	3,000		23,000		
Visible Art Society dba grunt gallery	57,500			57,500		
Wen Wei Dance Society	20,000			20,000		
WePress Community Arts Space Society	30,000			30,000		
West Coast Feminist Literary Magazine Society dba Room Magazine	25,000			25,000		
Western Theatre Conspiracy Arts Society	19,000	3,500		22,500		
ZeeZee Theatre Society	17,500	5,000		22,500		
Cultural Operating Funding - Institutions	3,905,080			3,905,080		
A.S.T.C. Science World Society	105,000			105,000		
H.R. MacMillan Space Centre Society	519,400			519,400		
The Vancouver Art Gallery Association	2,122,680			2,122,680		
The Vancouver Maritime Museum Society	400,000			400,000		
Vancouver Museum Society dba Museum of Vancouver	758,000			758,000		
Cultural Projects - Culture I Shift Communities & Artists (CASC)	1,000,400			1,000,400		(6,000)
Aeriosa Dance Society	38,300			38,300		
African Descent Society British Columbia	16,000			16,000		
African Stages Association	2,000			2,000		
All Bodies Dance Society	11,000			11,000		
Alley Theatre Association	25,000			25,000		
Aphotic Theatre Society	16,500			16,500		
Arts Umbrella Association	10,000			10,000		
Asian-Canadian Special Events Association	17,500			17,500		

C: ACCS 2022 Council Approved Operating Grant Recipients for Cultural Grants (by Stream)

Row Labels	Sum of 2022 Approved	Sum of 2022 One Time Grant	Sum of 2023	Sum of Total 2022 Approved	Sum of Canceled	Sum of Returned
BLACKOUT ART SOCIETY	13,000			13,000		
Blueridge Chamber Music Society	8,500			8,500		
Centre d'Integration pour Immigrants Africains (CIIA)-Centre of Integration for African Immigrants	5,000			5,000		
Chinatown Celebration Society	5,000			5,000		
Chinese Canadian Museum Society of British Columbia	2,500			2,500		
Create Vancouver Society	6,000			6,000		(6,000)
Currently Arts Society	10,000			10,000		
Dance//Novella Arts Society	2,500			2,500		
Delinquent Theatre Society	12,500			12,500		
Diwali Celebration Society	15,500			15,500		
Downtown South Gathering Place Community Centre Association	22,500			22,500		
Dr. Sun Yat-Sen Garden Society of Vancouver	7,500			7,500		
Dragon Boat Festival (Canadian International Dragon Boat Festival Society)	6,500			6,500		
Dumb Instrument Dance Society	18,200			18,200		
Dusty Flowerpot Cabaret Society	8,000			8,000		
earthHand Gleaners Society	10,000			10,000		
East Vancouver Community Music School Society	2,500			2,500		
Ensemble Theatre Company Society	5,000			5,000		
Ethos Lab Educational Society	12,500			12,500		
FakeKnot Arts Society	11,000			11,000		
FOLK STAR ARTS ACADEMY SOCIETY	3,500			3,500		
Great Lakes Networking Society of BC	14,000			14,000		
grunt gallery (Visible Arts Society)	5,000			5,000		
Highs & Lows Choral Society	7,500			7,500		
Instruments Of Change Society	7,200			7,200		
Interdisciplinary Media Artist's Association/Population of Noise (IMAPON)	4,000			4,000		
Italian Day Festival Society	7,000			7,000		
Jewish Community Centre of Greater Vancouver	4,500			4,500		
Kara-Kata Afrobeat Society of Canada	7,000			7,000		
Kickstart Disability Arts and Culture	11,400			11,400		
Lamondance Arts Society	2,000			2,000		
Love Intersections Society	10,000			10,000		
Lumiere Festival Vancouver Society	4,000			4,000		
MEDUSA THEATRE SOCIETY	8,000			8,000		
MENA Film Festival Society	12,000			12,000		
Müzewest Concerts Society	7,500			7,500		
National Pilipino Canadian Cultural Centre Society (NPC3)	10,000			10,000		
Ne.Sans Opera and Dance Association	10,000			10,000		
OCW Arts & Publishing Foundation	9,000			9,000		
On Main (On The Cutting Edge Productions Society)	4,000			4,000		
OURO Collective Society	13,000			13,000		
Outsiders and Others Art Society	4,000			4,000		
Persian Culture and Art Institute Association (PERCAI)	10,000			10,000		
Posabilities Association of British Columbia	5,000			5,000		
Radix Theatre Society	15,000			15,000		
Raven Theatre Performance Society	10,000			10,000		
Ray-Cam Community (Centre) Association	15,000			15,000		
Reel Causes Society	7,000			7,000		
Reel Youth (Makeway Charitable Society)	6,500			6,500		

C: ACCS 2022 Council Approved Operating Grant Recipients for Cultural Grants (by Stream)

Row Labels	Sum of 2022 Approved	Sum of 2022 One Time Grant	Sum of 2023	Sum of Total 2022 Approved	Sum of Canceled	Sum of Returned
Savage Production Society	16,000			16,000		
Seagrass Music Society	7,500			7,500		
Sher Vancouver LGBTQ Friends Society	3,000			3,000		
Shot of Scotch Dance Society	2,000			2,000		
SMI Film Society	3,000			3,000		
SOLID STATE COMMUNITY SOCIETY	9,400			9,400		
Some Assembly Arts Society	18,000			18,000		
Strathcona Spatial Sound Society	7,500			7,500		
Taiwanese Canadian Cultural Society	6,000			6,000		
Terminal City Glass Co-op	7,500			7,500		
The Biting School Society	12,000			12,000		
The Downtown Eastside Women's Centre Association	18,000			18,000		
The Frank Theatre (Screaming Weenie Productions)	5,000			5,000		
The James Black Gallery Association	17,500			17,500		
The Last Door Recovery Society	5,000			5,000		
The Plastic Orchid Factory Society	5,400			5,400		
The Response Dance Society	7,500			7,500		
The Search Party Theatre Company Society	2,000			2,000		
The Society of We Are Canadians Too	12,500			12,500		
The Vancouver Asian Heritage Month Society	5,000			5,000		
The Writers' Exchange Society	4,800			4,800		
THEATRECORPS. ART SOCIETY	5,000			5,000		
Time Will Tell Arts Society	7,500			7,500		
Tomoe Arts Society	7,500			7,500		
Uzume Taiko Drum Group Society	4,000			4,000		
Vancouver Adapted Music Society	7,000			7,000		
VANCOUVER AREA NETWORK OF DRUG USERS	12,500			12,500		
Vancouver Asian Film Festival Society	2,700			2,700		
Vancouver Cantonese Opera	11,500			11,500		
Vancouver Cherry Blossom Festival Society	6,000			6,000		
Vancouver Chinatown Generations Society	5,000			5,000		
Vancouver Comic Arts Association	17,000			17,000		
Vancouver Dyke March and Festival Society	5,000			5,000		
Vancouver East Cultural Centre	7,000			7,000		
Vancouver Improv Festival Society	4,500			4,500		
Vancouver Independent Music Centre Society	15,000			15,000		
Vancouver Pride Society	14,000			14,000		
Vetta Chamber Music Society	2,500			2,500		
West Coast Feminist Literary Magazine Society	6,500			6,500		
Western Canada Community Projects Society	18,000			18,000		
Western Gold Theatre Society	29,000			29,000		
What Lab Society of Arts	14,000			14,000		
Women in Film and Television Vancouver Society	8,000			8,000		
Yarilo Contemporary Music Society	4,000			4,000		
Yarrow Intergenerational Society for Justice	7,500			7,500		
THE HAVEN VANCOUVER TRANSGENDER ART SOCIETY	4,500			4,500		
Amexem Roots Rock Reggae Cultural Society	10,500			10,500		
BIDC Black Indigenous Design Collective	10,000			10,000		
CANOE CULTURES SOCIETY	14,000			14,000		

C: ACCS 2022 Council Approved Operating Grant Recipients for Cultural Grants (by Stream)

Row Labels	Sum of 2022 Approved	Sum of 2022 One Time Grant	Sum of 2023	Sum of Total 2022 Approved	Sum of Canceled	Sum of Returned
Chinatown Today Society	7,500			7,500		
Cinevolution Media Arts Society	5,000			5,000		
Individual Artists Fund	60,000			60,000		
Arts Starts In Schools	60,000			60,000		
Theatre Rental	1,190,865		1,830,685	3,021,550		
All My Relations Indigenous Society	44,910			44,910		
Arts Umbrella Association	22,900		32,060	54,960		
Asian-Canadian Special Events Association	4,530		4,530	9,060		
Astrolabe Musik Theatre Society			11,455	11,455		
Ballet B.C. (Pacific Ballet British Columbia Society)	128,005		127,940	255,945		
BC Chinese Music Association			1,510	1,510		
BLACKOUT ART SOCIETY			4,530	4,530		
Blueridge Chamber Music Society			3,020	3,020		
Canada International Arts & Music Society	3,425			3,425		
Caravan World Rhythms Society	11,205		15,785	26,990		
Chor Leoni Men's choir			755	755		
Circus 3 Arts Society (Sophisticated Laughter Theatrical Society)	11,205		11,455	22,660		
City Opera of Vancouver Society	29,785			29,785		
Compaigni V'ni Dansi Society	1,510			1,510		
DanceHouse (Seismic Shift Arts Society)	9,160		52,695	61,855		
eatART Foundation			11,455	11,455		
Erato Ensemble Society	1,510		1,510	3,020		
Flamenco Rosario (Rosario Ancer Flamenco Arts Society)			1,510	1,510		
Friends of Chamber Music	12,585		21,745	34,330		
Full Circle: First Nations Performance Society			12,845	12,845		
Greater Vancouver International Film Festival Society	120,140			120,140		
Heroic Opera Society			3,020	3,020		
Indian Summer Arts Society			13,750	13,750		
Karen Flamenco Dance Society			11,455	11,455		
Latincouver Cultural & Business Society	4,580		4,580	9,160		
Mexican Dance Vancouver Society			4,580	4,580		
Movement Dance Productions Society			11,455	11,455		
Music in the Morning Concert Society	1,510			1,510		
Music on Main Society	3,020		6,040	9,060		
Muzewest Concerts Society			3,020	3,020		
Nahualli Folklore Society	1,510			1,510		
Persian Culture and Art Institute Association (PERCAI)			11,205	11,205		
Promethean Theatre Company			9,060	9,060		
PuSH International Performing Arts Festival Society			31,215	31,215		
Raven Spirit Dance Society			6,040	6,040		
RE:Naissance Opera	17,245			17,245		
Red Chamber Cultural Society	1,510			1,510		
Sound of Dragon Society	3,020		5,285	8,305		
Taiwanese Canadian Cultural Society			4,580	4,580		
The Coastal Jazz and Blues Society			60,360	60,360		
The Community Arts Council of Vancouver	1,510		1,510	3,020		
The Frank Theatre (Screaming Weenie Productions)			7,550	7,550		
The Society of We Are Canadians Too	9,160			9,160		
The Standing Wave Society			3,020	3,020		

C: ACCS 2022 Council Approved Operating Grant Recipients for Cultural Grants (by Stream)

Row Labels	Sum of 2022 Approved	Sum of 2022 One Time Grant	Sum of 2023	Sum of Total 2022 Approved	Sum of Canceled	Sum of Returned
The Vancouver Bach Choir	26,295		27,150	53,445		
The Vancouver Cantata Society			1,510	1,510		
The Vancouver Chinese Singers Society			4,580	4,580		
The Vancouver Chopin Society	4,580		6,850	11,430		
The Vancouver East Cultural Centre	20,615			20,615		
The Vancouver Inter-Cultural Orchestra Society	1,510		1,510	3,020		
The Vancouver International Writers Festival Society	4,580		4,580	9,160		
The Vancouver Men's Chorus	13,740			13,740		
The Vancouver Out on Screen Film and Video Society			13,740	13,740		
Turning Point Ensemble	1,510		1,510	3,020		
Universal Gospel Choir	11,205			11,205		
Urban Ink Production Society	3,775			3,775		
Vancouver Academy of Music	22,410		22,410	44,820		
Vancouver Asian Film Festival Society			4,580	4,580		
Vancouver Cantonese Opera	1,510			1,510		
Vancouver Chamber Choir	18,685		18,685	37,370		
Vancouver Independent Music Centre Society			1,510	1,510		
Vancouver International Burlesque Festival Association			9,160	9,160		
Vancouver International Dance Festival Society			27,380	27,380		
Vancouver Latin American Cultural Centre Society	4,580			4,580		
Vancouver Metropolitan Orchestra			11,205	11,205		
Vancouver New Music Society	4,530		3,020	7,550		
Vancouver Opera Association	93,875		246,405	340,280		
Vancouver Pro Musica (Pro Musica Society of Vancouver)			1,510	1,510		
Vancouver Recital Society	14,855		58,810	73,665		
Vancouver Seniors Singing Club Association	1,510		4,580	6,090		
Vancouver Symphony Society	491,075		835,295	1,326,370		
Vancouver Tap Dance Society			3,020	3,020		
VSO School of Music Society	4,580		9,160	13,740		
Yarilo Contemporary Music Society	1,510			1,510		
Cultural Projects - Cultural Learning & Sharing	361,500			361,500		
Afro Van Connect Society	7,500			7,500		
All Bodies Dance Society	15,000			15,000		
All My Relations Indigenous Society	5,000			5,000		
British Columbia Alliance for Arts and Culture Society	10,000			10,000		
Canadian Latinx Theatre Artist Coalition Association	5,000			5,000		
Canadian Music Centre/Centre de musique canadienne	10,000			10,000		
Compaigni V'ni Dansi Society dba V'ni Dansi	19,000			19,000		
Delinquent Theatre Society	10,000			10,000		
Greater Vancouver Professional Theatre Alliance Society	73,500			73,500		
Live Biennial of Performance Art Society	10,000			10,000		
Newworld Theatre Society	9,000			9,000		
O.Dela Arts Society	17,500			17,500		
Rice and Beans Theatre Society	20,000			20,000		
Rumble Productions Society	20,000			20,000		
The Community Arts Council of Vancouver	9,650			9,650		
The Vancouver East Cultural Centre	73,500			73,500		
Vancouver Asian Canadian Theatre	20,000			20,000		
Vancouver Choral Arts Society	10,000			10,000		

C: ACCS 2022 Council Approved Operating Grant Recipients for Cultural Grants (by Stream)

Row Labels	Sum of 2022 Approved	Sum of 2022 One Time Grant	Sum of 2023	Sum of Total 2022 Approved	Sum of Canceled	Sum of Returned
Visible Art Society dba grunt gallery	3,000			3,000		
Western Gold Theatre Society	13,850			13,850		
Cultural Indigenous Grants	280,000			280,000		
All My Relations Indigenous Society	32,500			32,500		
Carnegie Community Centre Association	20,000			20,000		
Compaigni V'ni Dansi Society dba V'ni Dansi	25,000			25,000		
Mortal Coil Performance Society (Coastal Wolf Pack)	25,000			25,000		
Musqueam Indian Band	40,000			40,000		
O.Dela Arts Society	25,000			25,000		
SKwxwu7Mesh Uxxwumixw Squamish Nation	40,000			40,000		
Tsleil Waututh Nation	40,000			40,000		
Vancouver Native Housing Society dba Skwachàys	32,500			32,500		
Grand Total	12,183,316	138,500	1,830,685	14,152,501	(25,000)	(6,000)

D: ACCS 2021 Council Approved Operating Grants Recipients for Cultural Grants for 2022 Distribution (by Stream)

Row Labels	Sum of Total 2021 Appri	Sum of Canceled	Sum of Returned
Cultural Operating Grants	1,820,205		(19,290)
Theatre Rental Grants	1,820,205		(19,290)
Aeriosa Dance Society	8,980		
Allegra Chamber Orchestra Society	1,480		
Arts Umbrella Association	31,430		
Asian-Canadian Special Events Association	10,985		
B.C. Chinese Music Association	1,480		
Ballet B.C. (Pacific Ballet British Columbia Society)	125,445		
Blackout Art Society	4,440		
Blueridge Chamber Music Society	1,480		
Circus 3 (Sophisticated Laughter Theatrical Society)	11,230		
City Opera of Vancouver Society	4,500		
DanceHouse (Seismic Shift Arts Society)	51,670		
Doxa Documentary Film Festival (The Documentary Media Society.)	4,490		
Elektra Women's Choir	4,490		(3,070)
Erato Ensemble Society	1,480		
Flamenco Rosario (Rosario Ancer Flamenco Arts Society)	1,480		
Friends of Chamber Music*	19,045		
Full Circle: First Nations Performance Society	23,820		
Indian Summer Arts Society	23,775		(16,220)
Latincouver Cultural & Business Society	5,920		
PuSH International Performing Arts Festival Society	26,830		
Sound of Dragon Society	5,920		
Taiwanese Canadian Cultural Society	4,490		
The Art Starts In Schools Society	4,440		
The Borealis String Quartet Society	1,480		
The Coastal Jazz and Blues Society	59,180		
The Frank Theatre (Screaming Weenie Productions)	7,400		
The Mascal Dance Society	4,440		
The Standing Wave Society	1,480		
The Vancouver Bach Choir	24,290		
The Vancouver Cantata Society	1,480		
The Vancouver Chinese Singers Society	4,490		
The Vancouver Chopin Society	4,490		
The Vancouver Inter-Cultural Orchestra Society	1,480		
The Vancouver International Writers Festival Society	10,985		
The Vancouver Out on Screen Film and Video Society	13,470		
Turning Point Ensemble	1,480		
Urban Ink Production Society	17,760		
Vancouver Academy of Music	21,970		
Vancouver Asian Film Festival Society	4,490		
Vancouver Chamber Choir	20,905		
Vancouver International Burlesque Festival Association	8,980		
Vancouver International Dance Festival Society	20,880		
Vancouver New Music Society	2,960		
Vancouver Opera Association	292,420		
Vancouver Pro Musica (Pro Musica Society of Vancouver)	1,480		
Vancouver Recital Society	69,850		
Vancouver Seniors' Singing Club Association	5,970		
Vancouver Symphony Society	832,605		
VSO School of Music Society	4,490		
Grand Total	1,820,205		(19,290)



For More Information visit:

vancouver.ca

Hỏi chi tiết Obtenga Información
資料查詢 ਜਾਣਕਾਰੀ ਲਵੋ 3-1-1