

# 2023 ANNUAL GRANT IMPACT REPORT



CITY OF  
VANCOUVER

Arts, Culture and  
Community Services



AMENDED: FEBRUARY 2025



## LAND ACKNOWLEDGEMENT

With deep respect and gratitude,  
the City of Vancouver acknowledges that it is situated  
on the unceded traditional territories of the

**xʷməθkʷəy̓əm (Musqueam),  
Skwxwú7mesh (Squamish),  
and səliłwətał (Tsleil-Waututh) Nations.**

We honour the enduring connection of these Nations  
to the land and express our commitment to reconciliation,  
partnership, and stewardship of these ancestral lands.



# TABLE OF CONTENTS

|   |              |
|---|--------------|
| <b>1. Message from the General Manager, ACCS</b>  | <b>4</b>     |
| <b>2. Arts, Culture and Community Services,<br/>Strategic Alignment, and Goals of the Grant Program</b> | <b>5</b>     |
| 2.1 Overview of Arts, Culture and Community Services (ACCS) Department                                  | 5            |
| 2.2 ACCS Grant Program Overview   | 5            |
| 2.3 Strategic Alignment of the Grant Program  | 6            |
| <b>3. Summary of Total Grants Distributed in 2023</b>   | <b>6</b>     |
| <b>4. ACCS Operating Grants</b>   | <b>8</b>     |
| 4.1 Arts, Culture & Tourism (ACT) Operating Grants  | 9            |
| 4.1.1 Overview and Strategic Alignment  | 9            |
| 4.1.2 Council Approved 2023 Operating Grants Summary  | 9            |
| 4.1.3 Key Metrics and Impacts   | 11           |
| 4.1.4 Highlight Stories   | 17           |
| 4.2 Social Policy Operating Grants  | 19           |
| 4.2.1 Overview and Strategic Alignment  | 19           |
| 4.2.2 Council Approved 2023 Operating Grants Summary  | 20           |
| 4.2.3 Key Metrics and Impacts   | 24           |
| 4.2.4 Highlight Stories   | 25           |
| 4.3 Childcare (CC) Operating Grants   | 26           |
| 4.3.1 Overview and Strategic Alignment  | 26           |
| 4.3.2 Council Approved 2023 Operating Grants Summary  | 27           |
| 4.3.3 Key Metrics and Impact  | 27           |
| 4.3.4 Highlight Stories   | 29           |
| 4.4 Housing & Homelessness Services (HHS) Operating Grants  | 29           |
| 4.4.1 Overview and Strategic Alignment  | 29           |
| 4.4.2 Council Approved 2023 Operating Grants Summary  | 30           |
| 4.4.3 Key Metrics and Impact  | 32           |
| 4.4.4 Highlight Stories   | 32           |
| <b>5. ACCS Capital Grants</b>   | <b>33</b>    |
| 5.1 Overview and Strategic Alignment  | 33           |
| 5.2 Council Approved 2023 Capital Grants Summary  | 34           |
| 5.3 Key Metrics and Impacts   | 35           |
| 5.4 Highlight Stories   | 36           |
| <b>6. ACCS Below-Market Lease Grants</b>  | <b>39</b>    |
| 6.1 Overview and Strategic Alignment  | 39           |
| 6.2 Below-Market Lease Space Summary  | 40           |
| 6.3 Key Metrics and Impacts   | 42           |
| 6.4 Highlight Stories   | 42           |
| <b>7. Granting Methodologies</b>  | <b>44</b>    |
| <b>8. Continuous Process Improvement</b>  | <b>45</b>    |
| <b>9. ACCS Grant Application Portal</b>   | <b>45</b>    |
| <b>Appendix: ACCS 2023 Grant Recipients</b>   | <b>46-66</b> |

## 1. MESSAGE FROM THE GENERAL MANAGER, ACCS

I am pleased to present the 2023 ACCS Grant Impact Report on behalf of Arts, Culture and Community Services (ACCS) and share the impact resulting from these efforts. We recognize the work of the City and its grantees takes place within the traditional, ancestral, and unceded territories of the xʷməθkʷəyám (Musqueam), Skwxwú7mesh (Squamish), and səliłwətał (Tsleil-Waututh) Nations and reaffirm our commitment to honoring and respecting the land and its Indigenous communities.

Through Council-directed grants, ACCS supports non-profit organizations (NPOs) on behalf of the City, investing \$41.6M in 2023 to advance Council and community priorities. City-funded NPOs deliver services and programs that have a significant impact on both the individuals they serve and the community broadly. This report begins to capture the impact of these grants and highlights some of the stories of resilience, creativity, and unity that have emerged from these endeavors.

This report is the second annual ACCS Grant Impact Report; we will continue to enhance future reporting to ensure the impact of the City's grant investment is captured and communicated.

I extend my appreciation to staff in ACCS including staff from Arts, Culture & Tourism (ACT), Social Planning & Projects (SPP), Housing & Homelessness Services (HHS), Department Services & Partner Agreements (DSPA), and Financial Services for their insights and contributions throughout the granting cycle.

On behalf of ACCS, I thank all NPO grantees for their contributions to the social, cultural, and economic development of our city.



Margaret Wittgens, General Manager  
Arts, Culture and Community Services (ACCS)



## 2. ARTS, CULTURE AND COMMUNITY SERVICES, STRATEGIC ALIGNMENT, AND GOALS OF THE GRANT PROGRAM

### 2.1 OVERVIEW OF ARTS, CULTURE AND COMMUNITY SERVICES (ACCS) DEPARTMENT

The work of ACCS advances City Council's strategic goals and priorities, and supports more equitable, safe, welcoming, and healthy communities where everyone can thrive. ACCS serves the City's diverse communities by engaging and collaborating with program partners, other City departments, senior government, public partners, and community members to:

- Advance Council priorities related to City-wide cultural, economic and social development by creating, implementing, and monitoring policies and programs aligned with Council goals and investment objectives.
- Support the delivery of NPO-run childcare spaces, integrated social and wellness services and spaces.
- Support the delivery of arts, culture, performing arts, tourism and sports hosting programs, services, and spaces, fostering the vibrancy of the city and our diverse neighbourhoods.
- Provide programs and services to support the City's equity-denied communities through direct service and grants to NPOs and community organizations.
- Manage the City's diverse portfolio of below-market leases with NPOs, including childcare, social services, and arts and culture groups.

### 2.2 ACCS GRANT PROGRAM OVERVIEW

Through ACCS, cash-based and property-based grants are administered to support community NPOs in delivering programs and services that align with Council strategic and policy priorities. Cash-based grants include Operating grants and Capital grants, while property-based grants take the form of Below-Market Leases of City-owned sites or leased land, buildings, or spaces. Grants often serve as an initial investment that leverages additional external resources. This in turn maximizes the City's funding impact by attracting incremental support from the public and private sectors.

More specifically, grant categories are described as:

**Operating Grants** – Operating grants support NPOs with operating costs to deliver programs and services.

**Capital Grants** – Capital grants support NPOs with facility upgrades and maintenance, planning for space, and for the purchase of space.

**Below-Market Leases** – Below-Market leases provide NPOs with access to City-owned or leased land or spaces at below-market rents to deliver programs and services. Recipients include Neighbourhood Houses, childcare centres, shelters, and cultural spaces such as theatres and museums.



## 2.3 STRATEGIC ALIGNMENT OF THE GRANT PROGRAM

ACCS seeks to align its granting programs with the priorities and outcomes articulated in Council-approved policies and frameworks with a specific focus on social development and cultural sectors. Key Council directions/strategies are summarized in Table 1.

**TABLE 1: KEY COUNCIL DIRECTIONS/STRATEGIES**

| Categories        | Citywide Frameworks   | Social Policy Strategies   | Culture Strategies  |
|-------------------|---|--|---|
| <b>Strategies</b> | <a href="#">Healthy City Strategy</a><br><a href="#">Accessibility Strategy</a><br><a href="#">Equity Framework</a><br><a href="#">City of Reconciliation</a><br><a href="#">UNDRIP Action Plan</a><br><a href="#">MMIWG2S response</a> | <a href="#">Spaces to Thrive (Social Infrastructure Strategy)</a><br><a href="#">Making Strides (Childcare Strategy)</a><br><a href="#">Vancouver Food Strategy</a><br><a href="#">TGD2S Inclusion Strategy</a><br><a href="#">Women's Equity Strategy</a><br><a href="#">Urgent MHSU Response</a> | <a href="#">Culture Shift</a><br><a href="#">Making Space for Arts and Culture</a><br><a href="#">Uplifting Chinatown</a><br><a href="#">Vancouver Music Strategy</a> |

## 3. SUMMARY OF TOTAL GRANTS DISTRIBUTED IN 2023

In 2023, the City of Vancouver provided \$41.6M in Council-approved operating and capital grants to NPOs providing services in the Arts and Culture, Social, Childcare, Housing & Homelessness services sectors.

For 2023, Council-approved operating grants added up to \$27.1M, which included \$22.8M approved that year and \$4.3M approved in prior year under multi-year grants, as described in Section 4. Council also approved \$7.8M in grants earmarked for future distribution, the impact of which will be included in future years' Grant Impact reports.

In addition, Council approved \$14.5M capital grants for distribution in 2023. Highlights are provided in Section 5.

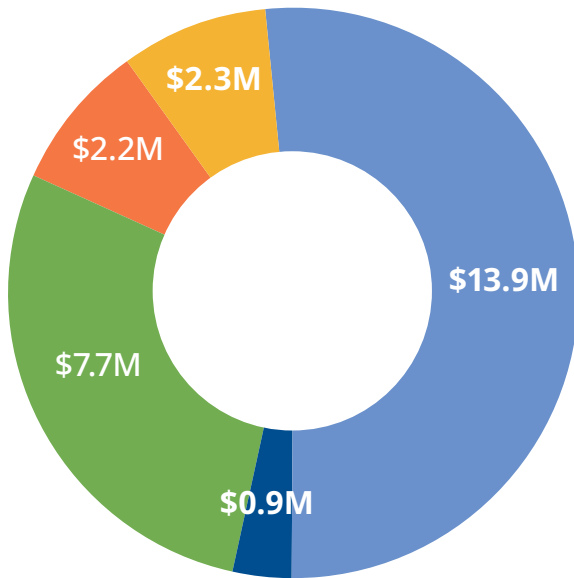
For leases, the difference between the below-market amount and the estimated market rent is considered a City grant, as described in Section 6.

In the following sections, key metrics, impacts and highlight stories are provided. Improvements to these activities are discussed further in the process improvement section (Section 8).

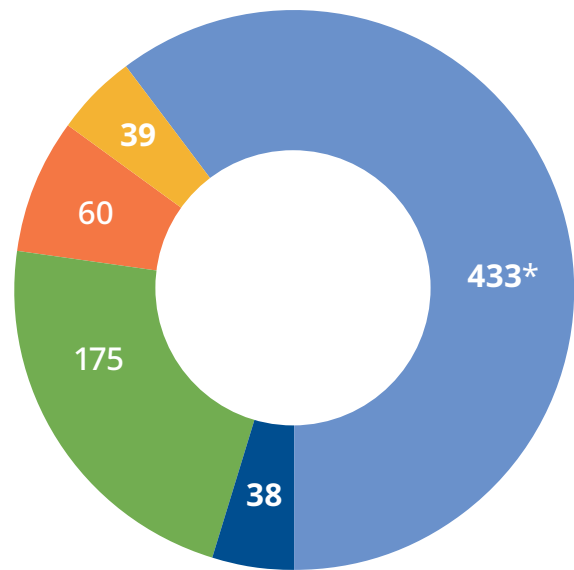


## CUMULATIVE COUNCIL APPROVED OPERATING GRANTS FOR 2023 DISTRIBUTION:

**Council Approved Operating Grants  
for 2023 Distribution (\$27,085,180)**  
(including Prior Year Approved)



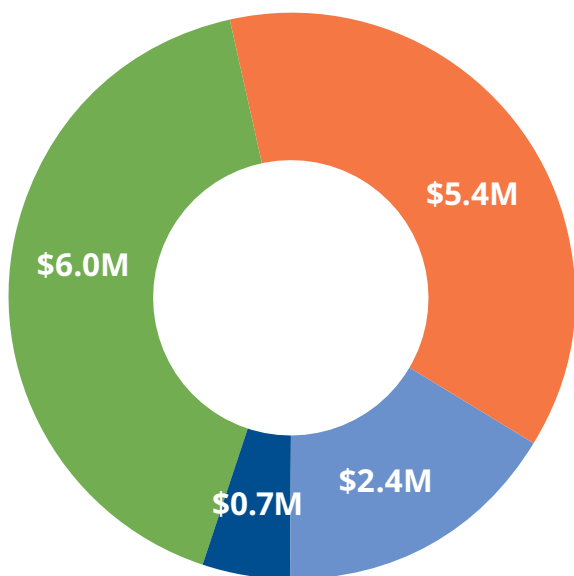
**Number of Council Approved Operating Grants  
for 2023 Distribution (745)**  
(including Prior Year Approved)



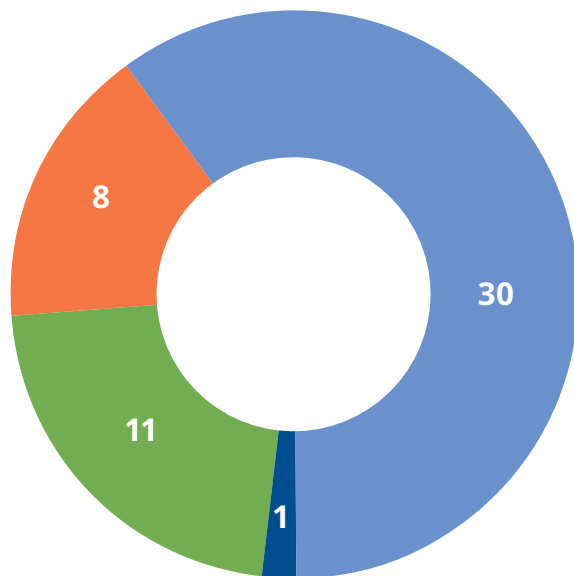
■ Arts and Culture Grants
 ■ Social Policy Grants
 ■ Other Operating Grants
 ■ Childcare Grants
 ■ Housing & Homelessness Services Grants

## COUNCIL APPROVED CAPITAL GRANTS FOR 2023 DISTRIBUTION:

**Council Approved Capital Grants  
for 2023 Distribution (\$14,471,925)**



**Number of Council Approved Capital Grants  
for 2023 Distribution (49)**



■ Arts and Culture Grants
 ■ Social Policy Grants
 ■ Childcare Grants
 ■ Housing & Homelessness Services Grants

\* The total number of grants provided under ACT was previously listed as 469. The correct total is 433. This change has been made on pages 7, 8, 9 and 10.



**TABLE 2: SIZE OF 2023 DISTRIBUTED GRANTS**

| Grant Size Range<br>(Grants for 2023 Distribution) | < \$10k | \$10k – \$25k | \$25k – \$50k | \$50k – \$100k | >=\$100k | Total |
|--|---------|---------------|---------------|----------------|----------|-------|
| Number of Operating Grants                         | 257     | 243           | 170           | 75             | 37       | 781   |
| Number of Capital Grants                           | 6       | 13            | 12            | 4              | 14       | 49    |
| Total number of Grants Council Approved for 2023   | 263     | 256           | 182           | 79             | 51       | 830   |
| Percentage   | 31.7%   | 30.8%         | 21.9%         | 9.5%           | 6.1%     | 100%  |

Corrections have been made to the data. This chart is accurate within 5%, and useful for overall trends.

## 4. ACCS OPERATING GRANTS

ACCS operating grants support NPOs with their core operation or program/project costs. These grants are funded by the ACCS Operating Grants Budget and occasionally by other funding sources, such as ACCS Operating Budget reallocation, funding from other City departments, or funding from external sources.

In 2023, the City provided \$27.1M Operating grants to NPOs (approximately 65% of total grants for the year) through ACCS. Those Operating grants were given in four key categories:

- Arts, Culture & Tourism
- Childcare
- Social Policy & Projects
- Housing & Homelessness Services

The table below provides a summary of the prior year and current year approved grants for distribution in 2023:

**TABLE 3: COUNCIL APPROVED OPERATING GRANTS FOR 2023 DISTRIBUTION**

| Operating Grants Approved for 2023 Distribution | Prior Year Approved for 2023 Distribution |             | 2023 Approved for 2023 Distribution |             | Total Council Approved for 2023 Distribution |             |
|---|---|-------------|-------------------------------------|-------------|--|-------------|
|   | Amount                                    | # of Grants | Amount                              | # of Grants | Amount                                       | # of Grants |
| Arts and Culture                                | \$1,830,685                               | 57          | \$12,030,941                        | 376         | \$13,861,626                                 | 433*        |
| Housing & Homelessness Services                 | 0   | 0           | \$ 943,000                          | 38          | \$ 943,000                                   | 38          |
| Social Policy                                   | \$2,370,280                               | 46          | \$5,342,043                         | 129         | \$7,712,323                                  | 175         |
| Childcare                                       | \$60,000                                  | 1           | \$2,186,602                         | 59          | \$2,246,602                                  | 60          |
| Other Operating Grants <sup>1</sup>             |   |             | \$2,321,629                         | 39          | \$2,321,629                                  | 39          |
| <b>Total Operating Grants</b>                   | <b>\$4,260,965</b>                        | <b>104</b>  | <b>\$22,824,215</b>                 | <b>641</b>  | <b>\$27,085,180</b>                          | <b>745</b>  |

1 Funding from outside of the ACCS Operating Grant budget as an emerging need (e.g. SRO Fire Safety Preparedness and Response approved under SRO Pilot project funded by COV Operating Budget);

Or funding enabled through an external partner or senior government (e.g. Building Safer Community Fund).

\* The total number of grants provided under ACT was previously listed as 469. The correct total is 433. This change has been made on pages 7, 8, 9 and 10.



## 4.1 ARTS, CULTURE & TOURISM (ACT) OPERATING GRANTS

### 4.1.1 Overview and Strategic Alignment

ACT Operating grant recommendations were guided by City Council's strategic directions and community priorities outlined in *Culture|Shift*, the City's 10-year Arts and Culture plan, including *Making Space for Arts and Culture* and the *Vancouver Music Strategy*, and in the *Cultural Grants Framework*.

For 2023, Council approved approximately \$14.9M in arts and cultural operating grants to support local arts and culture NPOs, including \$13.9M funded by Arts and Culture operating grants and \$1.0M funded by other operating budgets, distributed across 440 grants (433\* Arts and Culture operating grants and 7 other operating grants). These grants facilitated specific projects, operations, and capacity-building initiatives, to enrich cultural programs and services and provided space for artists and cultural groups to engage the public in diverse cultural experiences.

### 4.1.2 Council Approved 2023 Operating Grants Summary

The 2023 ACT Cultural Operating Grants funded by the grant budget are summarized in Table 4:

**TABLE 4: COUNCIL APPROVED 2023 ACT GRANTS FUNDED BY OPERATING GRANT BUDGET**

| Grant Streams                                   | Overview   | 2023 Requested | Approved for 2023 Distribution | # of Grants Approved |
|---|--|----------------|--------------------------------|----------------------|
| Affordable Spaces Grants                        | Supports operating costs for local NPO operators who provide subsidized affordable space for Vancouver artists and/or cultural organizations.  | \$704,782      | \$307,836                      | 18                   |
| Communities and Artists Shifting Culture (CASC) | Supports local one-time cultural celebrations, festivals, performances, productions, exhibitions, residencies, 280,000+ mentorships and other cultural learning opportunities produced by local arts and cultural NPO groups.          | \$1,869,236    | \$1,000,000                    | 137                  |
| Cultural Equity and Accessibility Grants        | Supports local equity-led or mandated arts and cultural NPOs to support equity artists and arts and culture programs and services.   | \$316,000      | \$316,000                      | 13                   |
| Cultural Indigenous Grants                      | Supports local Indigenous-led or mandated NPOs to support Indigenous artists, or Indigenous arts and culture programs and services, and supports Musqueam, Squamish, and Tsleil-Waututh Nations for self-determined cultural projects. | \$280,000      | \$280,000                      | 8                    |

\* The total number of grants provided under ACT was previously listed as 469. The correct total is 433. This change has been made on pages 7, 8, 9 and 10.



|  |  |                     |                     |             |
|--|--|---------------------|---------------------|-------------|
| Cultural Operating – Multi-year Grant (COFM) (2023 Portion Only. Same amount approved for 2024 and 2025) | Supports local, professional arts and cultural NPOs with multi-year funding to deliver programs and services to artists and the community.   | \$1,670,700         | \$1,670,700         | 55          |
| Cultural Operating Funding – Annual (COFA)   | Supports local, professional arts, and cultural NPOs with annual funding to deliver programs and services to artists and the community.  | \$3,964,240         | \$3,095,925         | 90          |
| Cultural Operating Funding – Institutions (COFI)   | Supports local large-scale cultural institutions operating City-owned or leased facilities to deliver programs and services to artists and the community.                                    | \$3,950,080         | \$3,880,080         | 5           |
| Individual Artists Fund  | Support to a local cultural NPOs to deliver small grants for IBPOC (Indigenous, Black and people of colour) emerging artists working with youth.   | \$60,000            | \$60,000            | 1           |
| Theatre Rental (in-kind Grants)  | In-kind support to local arts and cultural NPOs to off-set costs of accessing City-owned civic facilities (Orpheum and Orpheum Annex, Vancouver Playhouse Theatre, Queen Elizabeth Theatre). | \$4,078,590         | \$3,050,665         | 90          |
| Cultural Learning and Sharing Grants (CLS)   | Supports artists and arts and cultural NPOs to access or deliver learning opportunities that will build skills, knowledge and relationships in community.                                    | \$250,819           | \$200,420           | 16          |
| <b>Total ACT 2023 Operating Grants Funded by Operating Grants Budget</b>                                 |  | <b>\$17,144,447</b> | <b>\$13,861,626</b> | <b>433*</b> |

In 2023, Council also approved multi-year grants in two programs as referenced in Table 5.

**TABLE 5: COUNCIL APPROVED OPERATING GRANTS FOR FUTURE YEAR DISTRIBUTION**

| Grant Streams                                      | 2024 Distribution  | 2025 Distribution  |
|--|--------------------|--------------------|
| Cultural Operating Multi-Year Grant (COFM)         | \$1,670,700        | \$1,670,700        |
| Theatre Rental Grants (TRG)                        | \$1,830,195        |                    |
| <b>Total Approved for Future Year Distribution</b> | <b>\$3,500,895</b> | <b>\$1,670,700</b> |

\* The total number of grants provided under ACT was previously listed as 469. The correct total is 433. This change has been made on pages 7, 8, 9 and 10.

Council further approved additional one-time grants as referenced in Table 6, from other operating budgets or budgets from other City Departments:

**TABLE 6: OTHER ACT OPERATING GRANTS**

| Grant Streams                           | Overview  | 2023 Requested   | Approved for 2023 Distribution | # of Grants Approved |
|---|---|------------------|--------------------------------|----------------------|
| Chinatown Society Heritage Buildings    | To support a two-year pilot project supporting four Chinese Societies to develop a long-term stewardship strategy for their historic buildings. | \$132,000        | \$132,000                      | 1                    |
| Music BC                                | To support Music BC with the bid submission for the 2024 Juno Awards.   | \$100,000        | \$100,000                      | 1                    |
| Chinese Canadian Museum of BC           | To support the CCMBC in their organizational development in becoming an independent NPO.  | \$334,500        | \$334,500                      | 1                    |
| Vancouver Music Fund                    | Support to Creative BC in delivering the Vancouver Music Fund which prioritizes support to IBPOC creatives working in the music industry.       | \$350,000        | \$350,000                      | 1                    |
| Indigenous Language Revitalization      | One-time support to Musqueam, Squamish, and Tsleil-Waututh Nations for language revitalization projects funded by operating budget.             | \$75,000         | \$75,000                       | 3                    |
| <b>Total Other ACT Operating Grants</b> |   | <b>\$991,500</b> | <b>\$991,500</b>               | <b>7</b>             |

In addition to above listed grants, the City also supported 40 community sport events with \$215,100 sports hosting grants. Sports Hosting grants will be included in the ACT operating grants reporting starting in 2024.



### 4.1.3 Key Metrics and Impacts

Key metrics and impacts of these grants are summarized below, including the provision of full-time employment and paid work for artists, opportunities for public engagement, and numerous opportunities for people to participate as volunteers.

**TABLE 7: KEY OPERATING GRANTS SERVICE METRICS – ACT**

| Key Metrics   | Data      |
|---|-----------|
| Number of artistic works created  | 323       |
| Number of public activities (performances, presentations, exhibitions, workshops, readings, screenings) | 22,856    |
| Total attendance at public activities   | 3,076,566 |
| Number of artists supported (paid fees or salaries)   | 12,837    |
| Number of volunteers involved   | 11,946    |
| Number of Full Time Equivalent Staff (for organizations receiving ongoing support)                      | 1,216     |

Source of Data: Final Grant Application reports and Canadian Arts Data/Données sur les arts au Canada (CADAC) from 2023 grant applications.

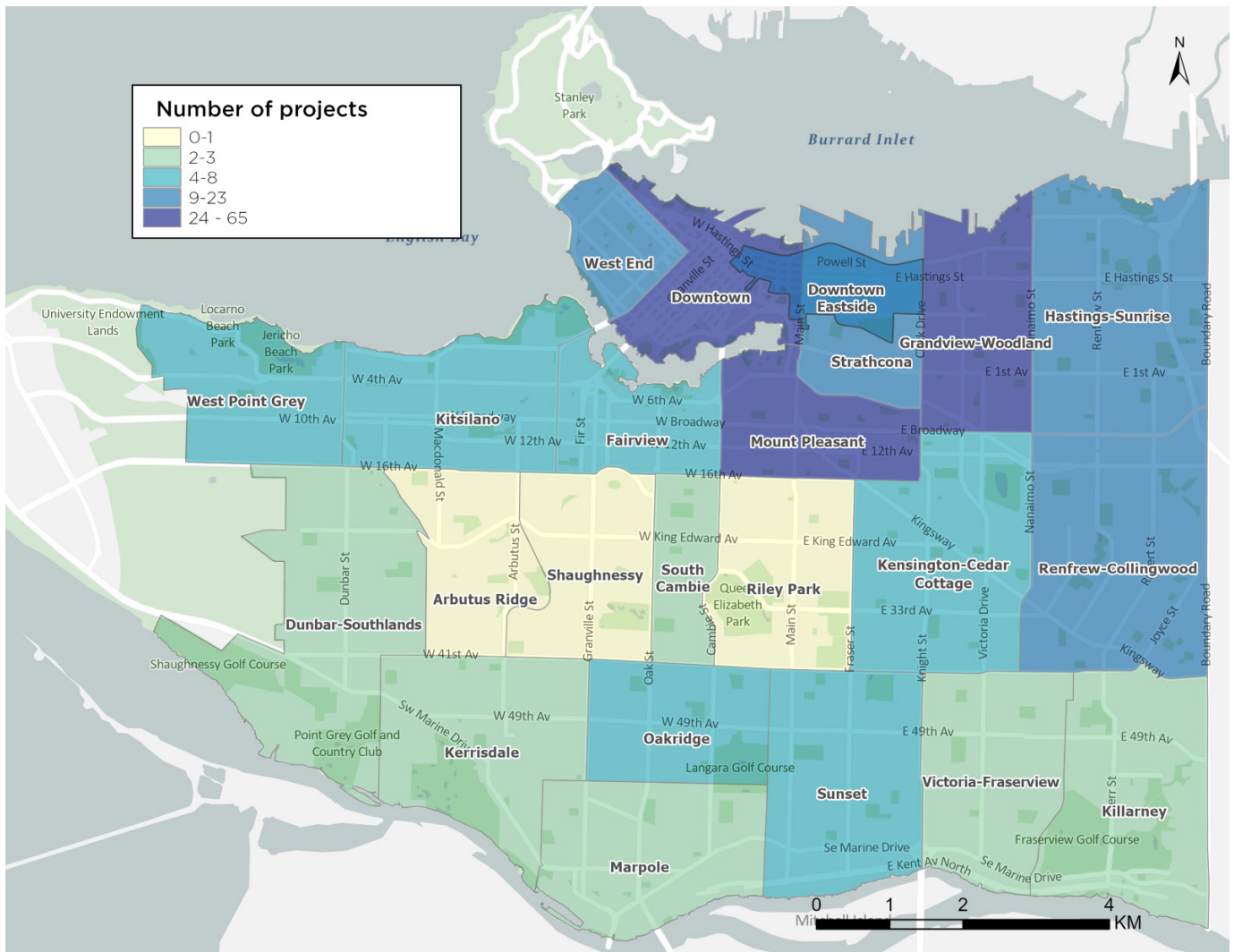
Table 8 highlights the diverse revenue sources generated by cultural grantees beyond the City's funding. For every \$1 the City grants, an additional \$12.23 is raised through other sources, underscoring the shared value of supporting arts and culture held by the private sector, business sector, the public, and other government funding agencies. Grants from the City are instrumental in enabling arts and culture organizations to deliver cultural programs and services to the community, advancing shared priorities of a number of funding agencies.

**TABLE 8: OTHER REVENUES RAISED BY CULTURAL ORGANIZATIONS RECEIVING ONGOING SUPPORT**

| Revenue Source                                      | Amount               | Percentage     |
|---|----------------------|----------------|
| Earned Revenue                                      | \$50,367,569         | 28.93%         |
| Net Investment Income                               | \$2,840,007          | 1.63%          |
| Private Sector Revenue                              | \$36,372,671         | 20.89%         |
| Federal Public Revenues                             | \$40,266,437         | 23.13%         |
| Provincial or Territorial Public Revenues           | \$29,553,376         | 16.97%         |
| Total Municipal or Regional Public Revenues         | \$13,154,996         | 7.56%          |
| Other public sector revenues                        | \$177,131            | 0.10%          |
| In-kind goods and services revenues (public sector) | \$1,165,753          | 0.67%          |
| Total Other Revenues                                | \$212,263            | 0.12%          |
| <b>Total Operating Revenues</b>                     | <b>\$174,110,203</b> | <b>100.00%</b> |

Source of Data: CADAC as reported in the 2023 applications for 150 groups.

## NUMBER OF CULTURAL PROJECT GRANTS (CASC) BY NEIGHBOURHOOD



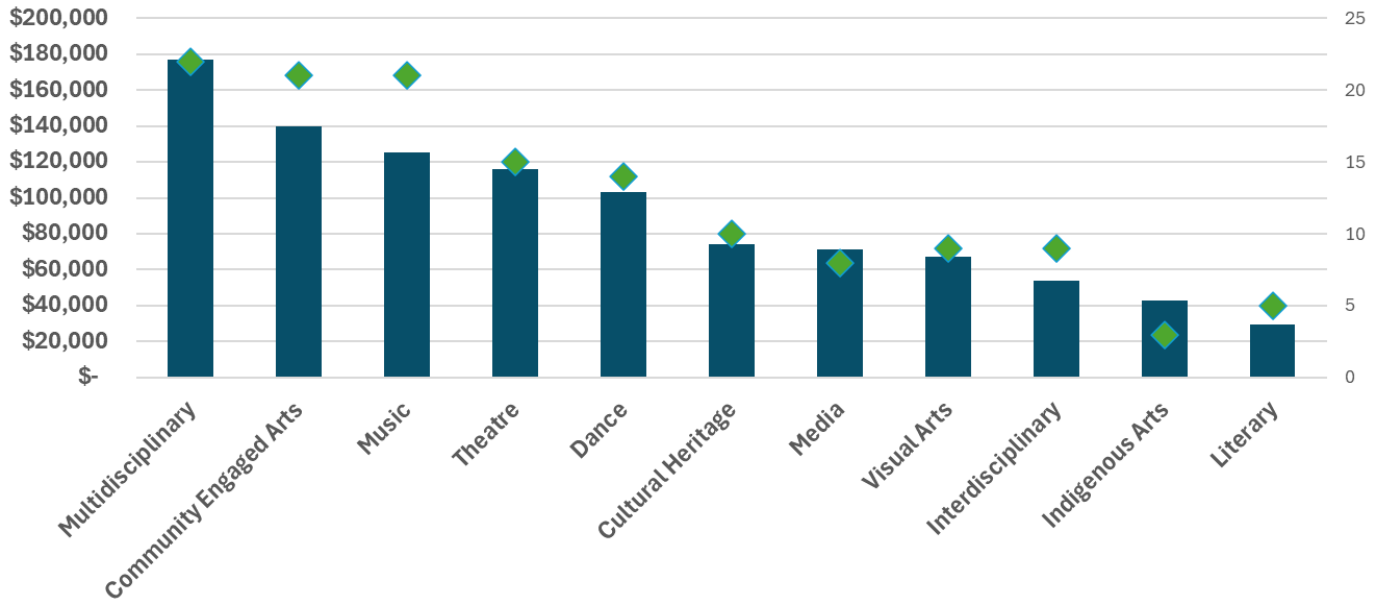


This map illustrates the number of arts and culture projects supported by the Communities and Artists Shifting Culture (CASC) grants (totaling \$1.0M in 137 grants) distributed by neighbourhoods. 44 CASC supported projects are excluded from this map as they conduct online activities that apply to city-wide neighbourhoods.

The colour codes are based on the project numbers. Darker colour indicates a higher number of projects.

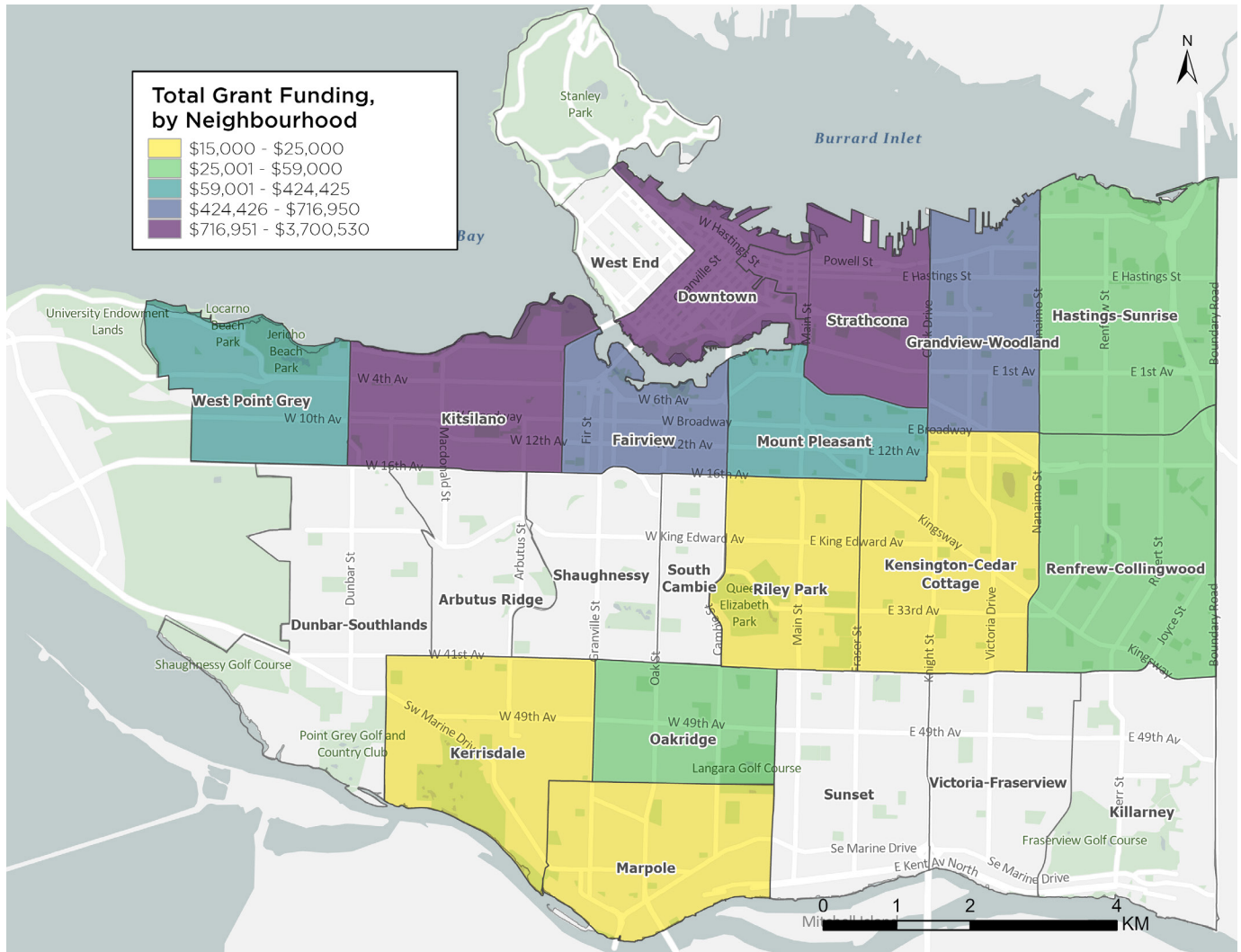
### 2023 COMMUNITIES AND ARTISTS SHIFTING CULTURE (CASC) GRANTS BY DISCIPLINE

(\$1.0M in 137 grants)



This chart illustrates the number of CASC grants awarded and the total value of grants by organization discipline (i.e., music, theatre, visual arts, etc.)

## CULTURAL OPERATING GRANTS BY NEIGHBOURHOOD

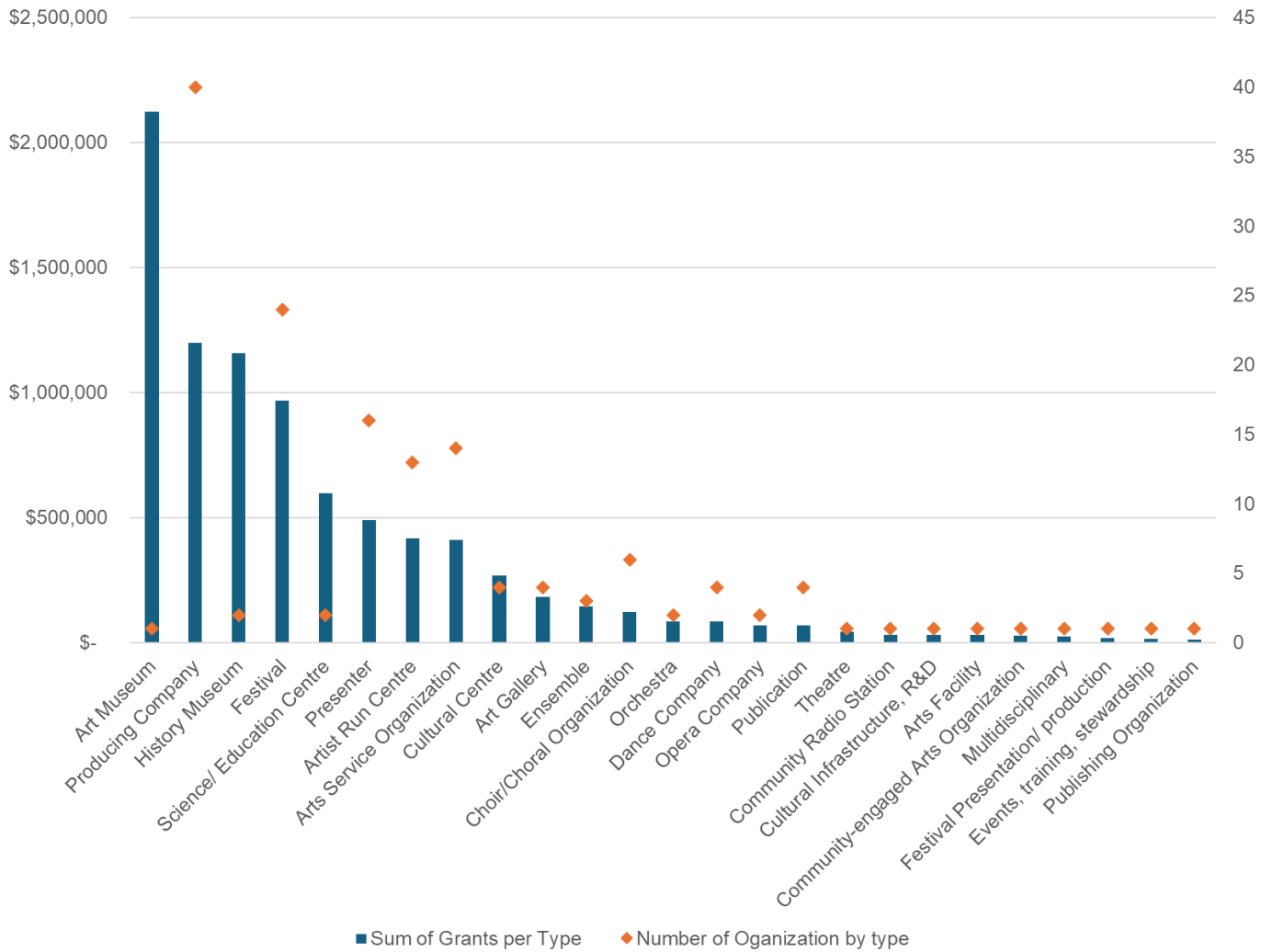


This map demonstrates the distribution of grantees and the amount of the Cultural Operating grants (COFA/Annual Funding, COFI/Institution Funding and COFM/Multi-year), adding up to \$8.6M across 150 grants by neighborhood. The color codes indicate the awarded grant amounts, with darker colors representing higher amounts. While the neighbourhoods in this map are based on the locations/mailling addresses of the grant recipients, the cultural impact to the society can reach well beyond the geographic boundaries in the map.



## 2023 CULTURAL OPERATING GRANTS BY ORGANIZATION TYPE

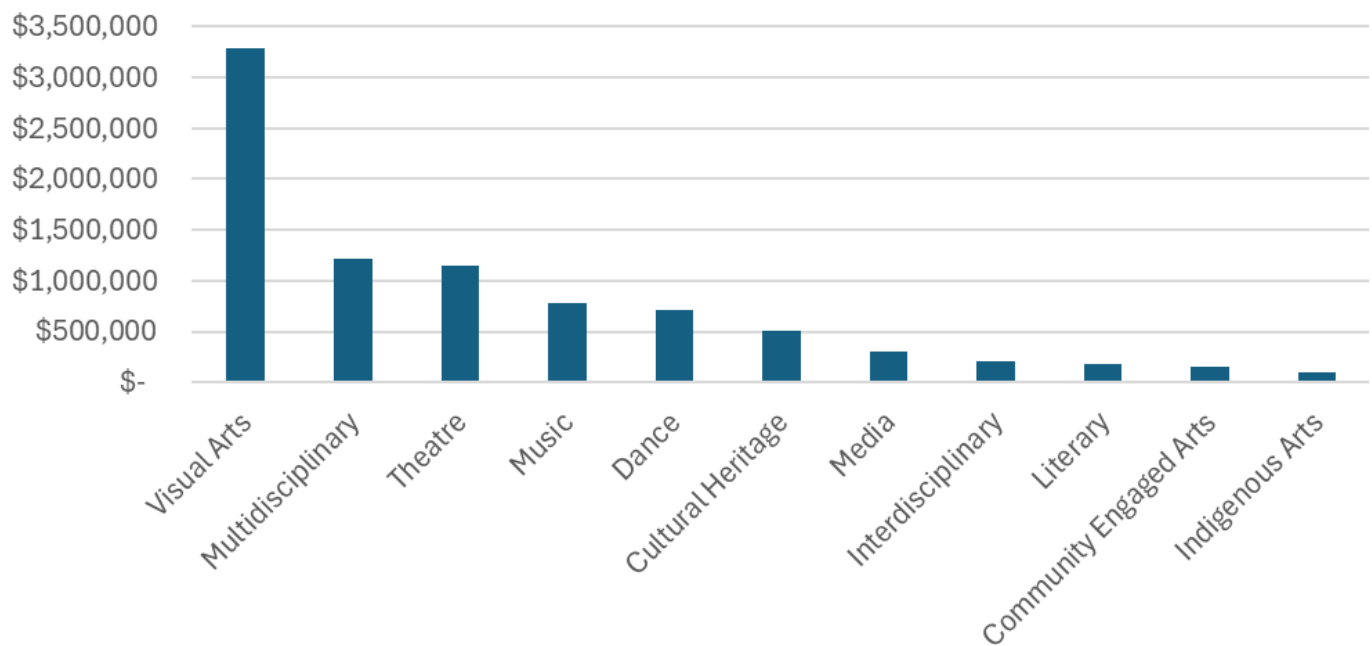
(\$8,635,205 in 150 grants)



This chart illustrates the Cultural Operating grants (COFA, COFI and COFM totaling \$8.6M in 150 grants) by organization types (i.e., museum, theatre, etc.).

## 2023 CULTURAL OPERATING GRANTS BY ORGANIZATION DISCIPLINE

(\$8,635,205 in 150 grants)



This chart breaks down the Cultural Operating grants (COFA, COFI and COFM totaling \$8.6M in 150 grants) by organization discipline (i.e., visual arts, dance, literary).

### 4.1.4 Highlight Stories

#### Gender Equity in the Media Society Vancouver (CASC Grant)

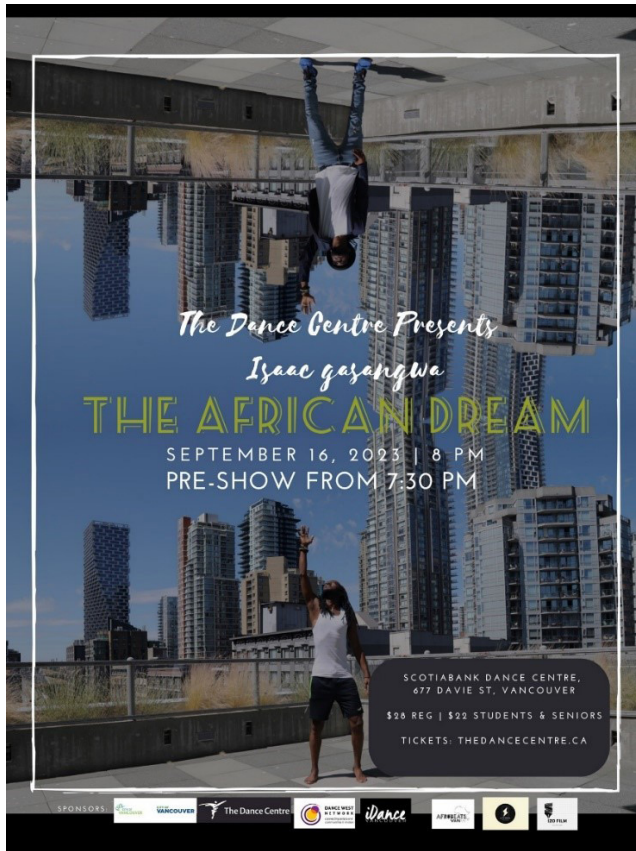
Gender Equity in the Media Society Vancouver (formerly Women in Film and Television Vancouver Society) received a \$10,000 Communities and Artists Shifting Culture (CASC) grant. They hosted the Gender Equity in Media Festival, showcasing 35 films from 12 countries, with a focus on Two-Spirit, Trans, Nonbinary, and QTBIPOC filmmakers. The festival included 17 Canadian films, panel discussions, and a commitment to amplifying marginalized voices. Through hybrid events, the festival enhanced accessibility, attracted 1,227 attendees, engaged 72 artists and 80 volunteers. In 2023, the organization underwent a name change to better reflect and include the Two-Spirit, Trans, Nonbinary, and QTBIPOC community.

#### The Dance West Network Society (CASC Grant)

##### The African Dream

In 2023, The Dance West Network Society received two \$10,000 grants from the Communities and Artists Shifting Culture (CASC) program. These grants supported IBPOC artists, including a rising talent in Vancouver's Afrobeats scene. Their collaborative project, 'The African Dream,' inspired by their firsthand experience during the 1992 Rwandan genocide, emerged from a Re-Centering/Margins Creative Residency and featured live drumming, poetry, and African dance. The premiere at The Dance Centre resonated with a capacity crowd of 300, showcasing the recipient's artistic vision and Dance West Network's support.





### The E.N.D. (CASC Grant)

In 2023, The Dance West Network Society received a \$4,000 CASC Grant to support a Dubai-born Queer Filipinx dance artist. Their collaborative project, 'The Energy Never Dies (The E.N.D.),' was a street dance piece involving seven QTBIPOC artists. Premiering at The Russian Hall during the Live Biennale festival, the performance resonated with over 120 attendees across four showings. Dance West Network continues to support the artist by inviting them to present their work in the 2024 Mainstage showcase and facilitating opportunities for national and international exposure.



### Museum of Vancouver (Cultural Operating Funding – Institutions/COFI Grant)

In 2023, the Museum of Vancouver (MOV) received two ACT operating grants totaling \$758,000, toward implementing a comprehensive strategy for decolonization and redress. Since 2019, Indigenous representation on the Board of Directors has expanded, including Leona Sparrow of xwməθkwəy̓əm, Chief Janice George of Skwxwú7mesh, and Dennis Thomas of səlílwətaʔ. Collaborations with Indigenous communities have been longstanding, with exhibitions and educational programs highlighting Indigenous history and contemporary issues. MOV prioritizes ethical acquisition of new pieces, focusing on supporting local First Nations artists and cultural renewal. For many years the MOV has engaged in repatriating several belongings in the collection back to various First Nations communities at the Nations' request.

Embedding Truth and Reconciliation Commission recommendations and UNDRIP (United Nations Declaration on the Rights of Indigenous Peoples) principles into their strategic priorities, MOV stewards the City's collection and programs informed by Indigenous staff and community members. Through partnerships with academic institutions, MOV ensures diverse representation of topical issues in exhibitions, with a focus on amplifying Indigenous voices.

## Vancouver Indigenous Fashion Week (Theatre Rental Grant TRG)

The 2023 Vancouver Indigenous Fashion Week at Vancouver Civic Theatres (VCT), as produced by All My Relations Indigenous Society, highlighted the work of talented Indigenous artists and creators. All My Relations Indigenous Society secured a Theatre Rental Grant, totaling \$53,865 to access the Queen Elizabeth Theatre in November 2023. This grant was designated to support Indigenous producers, creators, designers, runway models, and musicians, celebrating the history and values of Indigenous communities through fashion design, immersive art installations, workshops, and mentorships. Year over year, this annual event provides a safe and welcoming space, while continuing to grow in terms of production, arts showcase, and attendance.

## 4.2 SOCIAL POLICY OPERATING GRANTS

### 4.2.1 Overview and Strategic Alignment

ACCS Social Policy Grants support social service NPOs that provide direct social services to individual residents and to organizations that help other NPOs to improve their ability to deliver integral services. While social services are a shared responsibility with senior levels of government. The Social Policy grant process and decisions align with the City's broader social well-being and community development goals. These grants support Council-approved policies, including the Vibrant Vancouver: City Council's Strategic Priorities, Healthy City Strategy, City of Reconciliation, Accessibility Strategy, City of Vancouver Equity Framework, Vancouver Food Strategy, Making Strides, and Spaces to Thrive.

Council approved \$8.8M (\$7.7M Social Operating Grants and \$1.1M other Operating grants) through 204 operating grants (175 social operating grants and 29 other operating grants) for 2023 distribution. The 2023 Social Policy grants in this report are funded by the 2023 Social Policy Operating Grants budget, unless otherwise specified.

The majority of social policy grants focus on supporting NPOs with their operating costs, and are organized into 8 key streams:

- Core Support
- Indigenous Healing and Wellness
- Social Innovation Project
- Organizational Capacity Building
- Sustainable Food System
- Neighbourhood Organization
- School Food Program
- Social Rent Subsidy

Social Policy & Projects also manages grants funded by other external budget sources, including:

- Edgewater and Hasting Social Responsibility Funds (BC Lottery Corporation (BCLC) contributions from Vancouver-based gaming revenue)
- Building Safer Communities Fund (Ministry of Public Safety and Emergency Preparedness)

## 4.2.2 Council Approved 2023 Operating Grants Summary

The table below provides a summary of the 2023 Council Approved Social Policy Grants funded by SPP Operating Grant Budget:

**TABLE 9: 2023 COUNCIL APPROVED SOCIAL POLICY GRANTS  
(OPERATING GRANT BUDGET FUNDED)**

| Grant Streams                                 | Overview  | 2023 Requested | Approved for 2023 Distribution | # of Grants Approved |
|---|---|----------------|--------------------------------|----------------------|
| Core Support Grants (CSG)                     | Support core operating costs (or program costs) for organizations providing social services in the City of Vancouver. Core Support Grants provide funding that addresses inequity and mitigates conditions that create vulnerability for residents of Vancouver.<br><br>Includes Core Support, Multi-year Funding (2023 Allocation) | \$6,428,389    | \$5,016,922 <sup>2</sup>       | 114                  |
| Indigenous Healing and Wellness (IHandW)      | Integration of traditional, spiritual and cultural healing and wellness activities in Vancouver urban Indigenous community.   |                | \$150,000                      | 7                    |
| Neighbourhood Organization Grants (NOG)       | Direct support for Neighbourhood Houses across the City and their programs.   |                | \$1,092,511                    | 11                   |
| Organizational Capacity Building Grant (OCB)  | Funding to help to build leadership, governance and strategic planning in the NPO sector.   |                | \$176,170                      | 7                    |
| School Food Program (SFS)                     | School Food Grants fund efforts that provide school-day meals to students in or adjacent to Vancouver school settings.  |                | \$477,126                      | 3                    |
| Social Innovation Project (Anti-Black Racism) | Based on the recommendations outlined in the interim anti-Black racism report and learnings from the Equity Framework, this year's SIP grant primarily supports capacity-building projects within self-defined Black-led and Black-serving organizations in the non-profit sector of the city.                                      | \$264,830      | \$125,000                      | 10                   |

<sup>2</sup> Excluding \$60,000 approved under Childcare Enhancement Grants based on RTS 14837 Council decision that was transferred to Social Policy operating grants under Core Support in 2023.



|  |  |  |                    |            |
|--|--|--|--------------------|------------|
| Sip Innovation Project (SIP Food)  | SIP Food focused on supporting strategic planning work needed to amplify the collective impact of food recovery and social enterprise efforts addressing food insecurity in Vancouver. |  | \$100,000          | 1          |
| Social Rent Subsidy  | Helps to offset market rent for NPOs located in specific City of Vancouver Property Endowment Fund premises.   |  | \$102,544          | 3          |
| Sustainable Food System (SFS)  | Support neighbourhood and community scale efforts that facilitate community connectedness and catalyze action, knowledge, and skill-building on food system issues.                    |  | \$202,050          | 16         |
| Miscellaneous Funding  | Street2Home, Collingwood Annex, MMIWG etc.   |  | \$270,000          | 3          |
| <b>Total SPP 2023 Operating Grants Funded by Operating Grants Budget</b> |  |  | <b>\$7,712,323</b> | <b>175</b> |

The following social policy grants had been approved in 2022 as multiple-year grants for future year distributions:

**TABLE 10: COUNCIL APPROVED SPP OPERATING GRANTS FOR FUTURE YEAR DISTRIBUTION**

| Grant Streams                                      | 2024 Distribution  | 2025 Distribution |
|--|--------------------|-------------------|
| Core Support Grants                                | \$1,682,104        |                   |
| School Food Program                                | \$477,126          | \$238,563         |
| Sustainable Food System (SFS)                      | \$183,700          | \$91,850          |
| <b>Total Approved for Future Year Distribution</b> | <b>\$2,342,930</b> | <b>\$330,413</b>  |

## Other Internally Funded Social Policy Grants

In addition to the 2023 SPP Operating Grants Budget-funded grants, Council approved the following internally funded social operating grants, funded by the 2023 ACCS Operating Budget, 2023 General Government Operating Budget, and available funding from select other City of Vancouver Departments:

**TABLE 11: OTHER OPERATING BUDGET FUNDED SOCIAL POLICY OPERATING GRANTS**

| Grant Streams                                | Overview  | 2023 Requested | Approved for 2023 Distribution | # of Grants Approved |
|--|---|----------------|--------------------------------|----------------------|
| Collingwood Gymnasium and Collingwood Annex  | Operating budget funded neighbourhood house improvement grants.   |                | \$297,249                      | 1                    |
| Reframing South Vancouver Grant <sup>3</sup> | Funding for two neighbourhood houses in South Vancouver to continue their community engagement work in their respective areas. This work is focused on identifying needed improvements and investments to the neighbourhood's social services to address ongoing inequities across South Vancouver and Marpole. These funds were provided in response to a member motion passed on June 28, 2023. |                | \$280,324                      | 2                    |
| Restorative City Grant                       | This grant provides a one-time amount of \$50,000 to Frog Hollow Neighbourhood House, which will support collaboration in the Hastings-Sunrise area to initiate the first steps in developing a Restorative Neighbourhood as a part of the Council's commitment to becoming a Restorative City.   |                | \$50,000                       | 1                    |
| Downtown Eastside Projects                   | Referral Services Pilot/ DTES Plan Implementation   |                | \$70,000                       | 2                    |
| <b>Total Other Social Operating Grants</b>   |   |                | <b>\$697,573</b>               | <b>6</b>             |

3 One time grant related to Member Motion to make Vancouver a Restorative City (RTS 15778)

## Externally Funded Social Policy Grants

The following streams are funded via other levels of governments and Community Responsibility Agreements:

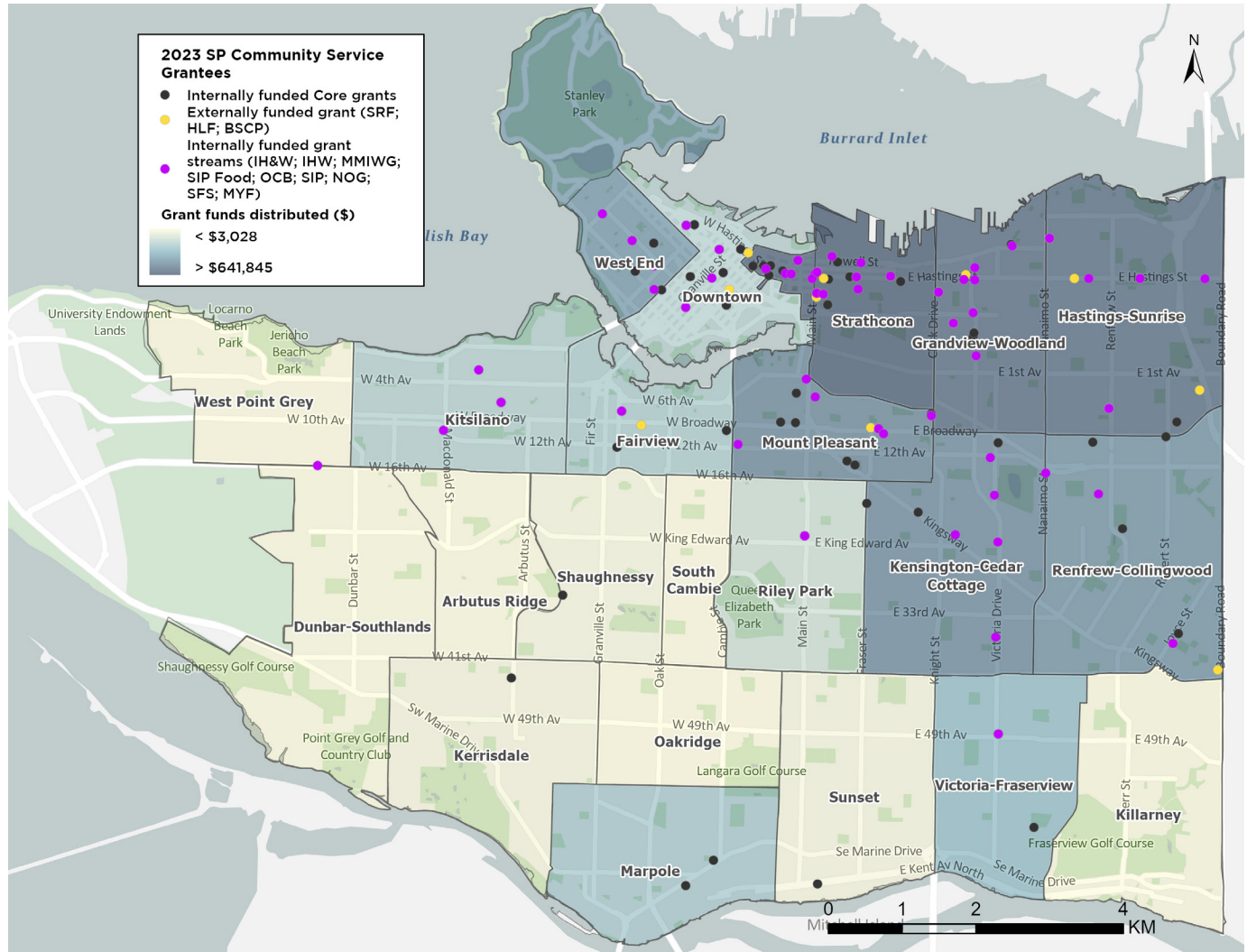
**TABLE 12: EXTERNALLY FUNDED SOCIAL POLICY OPERATING GRANTS**

| Grant Streams  | Overview   | 2023 Requested   | Approved for 2023 Distribution | # of Grants Approved |
|--|--|------------------|--------------------------------|----------------------|
| Building Safer Communities Program (BSCP)              | As part of this federally funded 4 year youth violence prevention project, 5 community-based research grants will explore the nature, trends, and prevalence of youth violence in the City, as well as on of effective community-based violence prevention strategies. | \$128,984        | \$50,000                       | 5                    |
| Edgewater Social Responsibility Fund (SRF)             | SRF grants support short term projects located within neighbourhoods surrounding the Parq Casino, including the DTES/ Strathcona, Mount Pleasant, and Downtown, with provisions for projects occurring in other parts of Vancouver.                                    | \$225,156        | \$190,156                      | 10                   |
| Hastings Legacy Fund (HLF)                             | Hastings Legacy Fund grants build the capacity of the Hastings-Sunrise neighbourhood to address and respond to local social issues and build a safe and inclusive community.   | \$270,120        | \$142,400                      | 8                    |
| <b>Total Externally Funded Social Operating Grants</b> |  | <b>\$624,260</b> | <b>\$382,556</b>               | <b>23</b>            |



### 4.2.3 Key Metrics and Impacts

In 2023, Social Policy Grants had an impact across the City, with services delivered both in person and online. Approximately 367,106 people accessed these services (this may represent multiple interactions by the same person). Additionally, 32 organizations received organizational capacity building support through the City's partnership with Vantage Point, an NPO offering education and training opportunities to NPO leaders.



The map above depicts the areas of impact as determined by grantee address and reporting. Each dot represents a grant to an organization. Purple depicts those supported through the SP Grant and Yellow depicts services funded through responsibility funds, reserves, and federal programming. Shading represents the funding amount distributed in specific neighbourhoods. The darker the shade, the more grant dollars the area received.

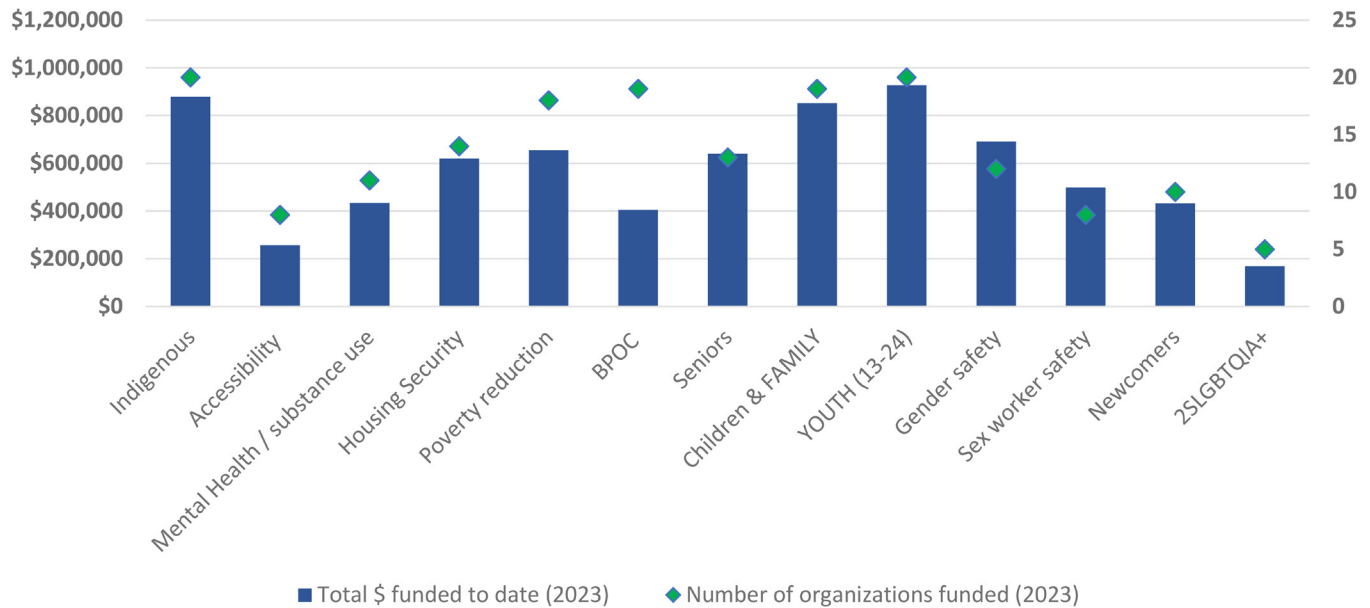
For each neighbourhood, each grantee within borders is pooled and the dollar amount tallied. For services that are citywide (online or mobile services), the funding amount was pooled and distributed amongst city neighbourhoods proportionate to population.

Shading represents the funding amount allocated in specific neighbourhoods. The darker the shade, the more grant dollars the area received.

Some operators have multiple locations, and this map may not include every location a grantee operates out of and those impacts.

## 2023 COMMUNITY SERVICE GRANTS: FUNDING DISTRIBUTION BY ORGANIZATION SERVICE MANDATE

(\$7.7M in 175 grants)



This chart reflects the following grant streams: Core Support Grants, Multi-Year Funding, Sustainable Food System, Indigenous Healing and Wellness, Social Innovation Project, Social Responsibility Fund, Neighbourhood Organization Grants, Hastings Legacy Fund, Building Safer Community Program (not including Childcare or Capital grants). Additionally, many organizations serve intersectional groups, such as Rainbow Refugee, which supports people who are both 2SLGBTQIA+ and new to Canada. Therefore, the sum amount of funding shown per group will exceed the actual total amount of funding distributed due to the overlap.

### 4.2.4 Highlight Stories

#### **Mom2Mom Child Poverty Initiative Society** (Core Support Grants)

Mom2Mom works towards improving the lives of children in poverty by supporting moms in building strong, meaningful relationships that allow mothers and children to thrive. In 2023, Mom2Mom Child Poverty Initiative Society received \$25,000 Core Support Grants from Social Policy Operating Grants award.

When Rochelle<sup>4</sup> found herself suddenly moving into a new neighbourhood, 9 months pregnant and with her young son, she felt extremely isolated. While another organization was able to provide safe and affordable housing to help her family exit a dangerous situation, being new to an area left her feeling overwhelmed and alone. Then she was referred to Mom2Mom.

At first, Rochelle<sup>4</sup> hesitated to connect with Mom2Mom. But friendly volunteers welcomed her, and she quickly formed a bond with her relationship volunteer. The Circle of Moms events, including family picnics and kayaking, became a hit for her son too.

<sup>4</sup> Pseudonym for privacy protection.

“I hope that more mothers can benefit from this program and that it continues improving many lives for many years to come,” she said. “I’ve been so much less worried about surviving day-to-day. I feel like I can finally start to have bigger dreams for our future.”

### **Disability Alliance BC (DABC) (Core Support Grants)**

In 2023, the City granted DABC an \$88,452 Core Support Grant under Social Policy Operating grants. Additionally, the association received \$50,000 for their accessible housing initiative from HHS and \$25,000 in Small Social Capital grants. The Access Registered Disability Savings Plan (RDSP) Program collaborates closely with clients to ensure they receive entitled benefits and credits as individuals with disabilities.

Recently, a client contacted the Access RDSP Program. Despite being unable to work for decades due to disability, he and his partner were unaware of available disability support. After learning about the Disability Tax Credit (DTC), they sought assistance. DABC helped him complete the application. Upon approval, he retroactively claimed time from his youth to an indefinite end date, resulting in a \$18,000 tax refund through the organization’s Tax AID program.

## **4.3 CHILDCARE (CC) OPERATING GRANTS**

### **4.3.1 Overview and Strategic Alignment**

In alignment with *Making Strides: Vancouver’s approach to childcare*, the Childcare Operating Grants seek to improve the availability and accessibility of supportive childcare for vulnerable families. Grants support programs designed for children/families at a higher risk in terms of healthy development, as well as key childcare organizations that coordinate service delivery in the City.

For 2023, the Council approved over \$2.2M Childcare (CC) operating grants through 60 grants to support essential childcare programs. The source of funding for these grants is the 2023 Childcare Operating Grant Budget and Childcare Reserve.

Childcare Operating Grants are distributed through 3 main grant streams:

- Childcare Capacity Grants fund umbrella organizations that operate multiple childcare locations and pool services to create efficiency.
- Childcare Project Grants support special projects that improve practice in the early learning and care field or help childcare providers facing sustainability challenges to improve their operations by seeking external support for management capacity.
- Childcare Enhancement grants have shifted focus to supporting programs that demonstrate working with the highest-need families. The City continues to work alongside other levels of government and service providers to deliver supportive services for families, as the \$10 a Day ChildCareBC program expands across providers in the Lower Mainland.



### 4.3.2 Council Approved 2023 Operating Grants Summary

**TABLE 13: COUNCIL APPROVED 2023 CHILDCARE OPERATING GRANTS**

| Grant Streams  | Overview   | 2023 Requested | Approved for 2023 Distribution | # of Grants Approved |
|--|--|----------------|--------------------------------|----------------------|
| Childcare Capacity Building  | Supports organizations that operate multiple childcare sites and/or coordinate services, provide education, training and sector data gathering (e.g. Vancouver Society of Children's Centres and Westcoast Childcare Resource Centre).   | \$453,800      | \$378,200                      | 4                    |
| Childcare Enhancement Grants   | For non-profit, licensed programs that serve primarily high-need families. Grants are intended to support the quality and affordability of licensed programs to ensure access to those families most in need of the support.   | N/A            | \$1,087,002 <sup>5</sup>       | 47                   |
| Childcare Project Grants   | Supports innovations in Vancouver's childcare sector and one-time capacity building projects that support individual organizations.  | \$227,000      | \$227,000                      | 6                    |
| Childcare Reserve Grants<br>(As of 2016, no new City facilities are eligible for this grant. CAC eligibility changed and no new funds are added to this stream). | Recipients operate infant/toddler programs in City-owned facilities and receive grants funded by developer contributions (CACs) for high-density developments. Grants supplement the higher costs of running infant/toddler programs that cannot be offset with surplus from other childcare operations. | \$613,800      | \$554,400                      | 6                    |
| <b>Total CC 2023 Operating Grants Funded by Operating Grants Budget and CC Reserves</b>  |  |                | <b>\$2,246,602</b>             | <b>60</b>            |

### 4.3.3 Key Metrics and Impact

The table on the next page presents key metrics related to childcare services facilitated by the City's Operating grants. In 2023, 41 childcare organizations received support, collectively offering 1,587 childcare spaces. Additionally, 372 childcare spaces were maintained through Reserve Funds, reflecting a proactive approach to ensuring sustained childcare availability. Overall, grants contributed to a significant investment in supporting licensed childcare spaces, totaling 1,959 across the City.

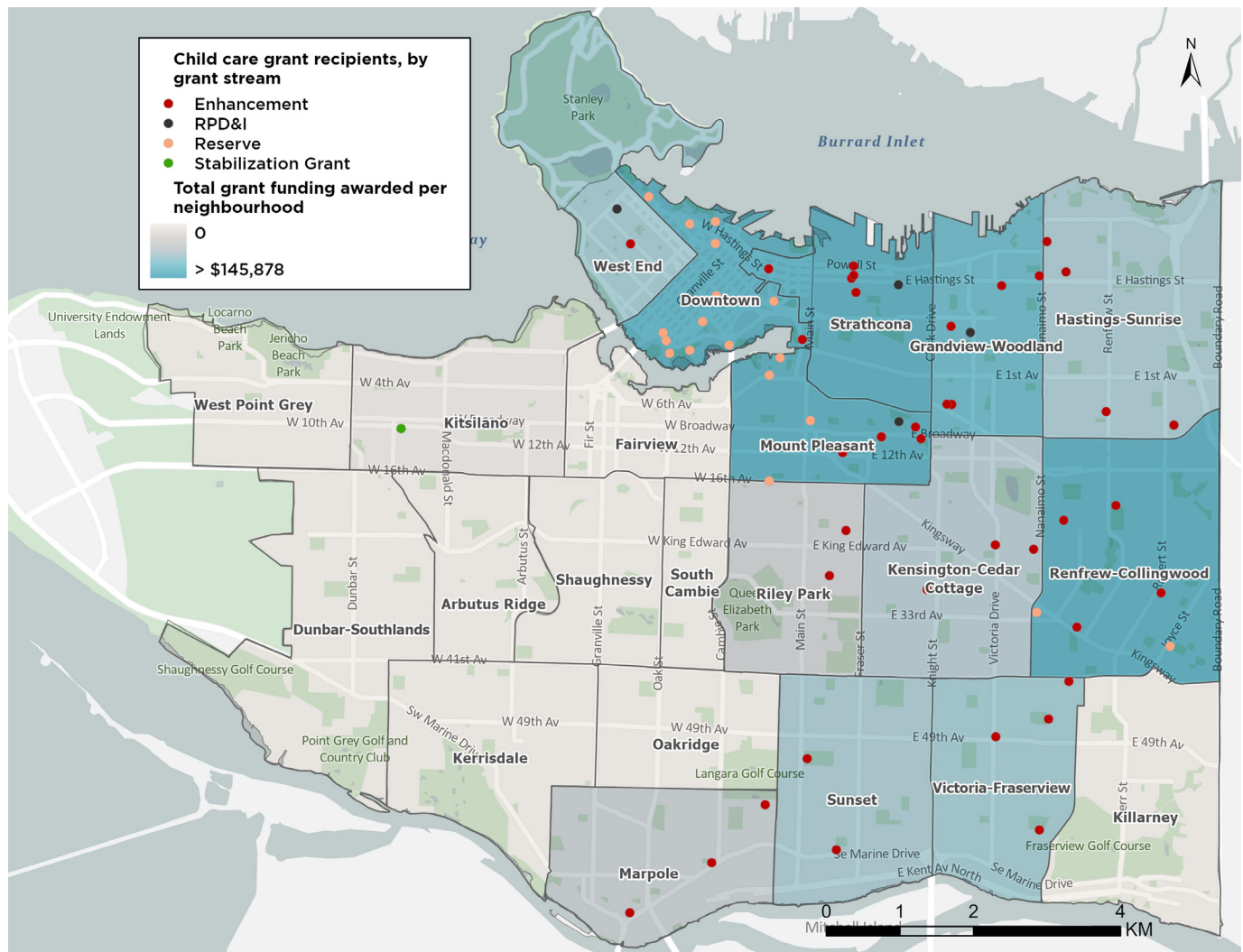
5 Including \$60,000 approved under Childcare Enhancement Grants based on RTS 14837 Council decision. Funding was transferred to Social Policy operating grants under Core Support in 2023.

## 2023 Childcare Operating Grants Service Metrics

**TABLE 14: KEY OPERATING GRANTS SERVICE METRICS – CHILDCARE**

| Key Metrics   | Number |
|---|--------|
| Number of childcare organizations supported                               | 41     |
| Number of childcare spaces supported                                      | 1,587  |
| Number of childcare spaces supported through Reserve Funds <sup>6</sup>   | 372    |
| Total investment in number of licensed childcare spaces support by grants | 1,959  |

## CHILDCARE ENHANCEMENT GRANT LOCATIONS



<sup>6</sup> Childcare Reserves are funding originally derived from CACs tied to specific childcare amenities in high density neighbourhoods that were a condition of rezonings.

The map on the previous page is based on grants distributed under Childcare Enhancement Grants, Childcare Project grants and Childcare Reserve grants (totaling \$1.9M in 59 grants distributed in 2023<sup>7</sup>). Childcare Project grants supported NPOs' Childcare Research, Policy Development and Innovation (RPDandI) and Program Stabilization (PS) initiatives.

Each dot represents a grant to an agency. The darker the shade, the more grant dollars the area received.

Focus programs, as indicated by the yellow circle, provided additional support for programs that support families with higher needs and thus the program had a higher vulnerability score.

### 4.3.4 Highlight Stories

#### **VSOCC (Childcare Capacity Building Grants)**

Vancouver Society of Children's Centres (VSOCC), a registered NPO since 1995, operates 33 licensed childcare programs across 16 locations within the City of Vancouver. With the support of \$86,800 Childcare Capacity Building grants in 2023, VSOCC has established a robust centralized administration system, positioning them well to respond to growth opportunities and increase the number of available childcare spaces. Recent Information Technology enhancements ensure efficient, secure, and scalable systems, including an automated waitlist and enrollment database. This system also serves as the foundation for further improvements, such as an online attendance application for children. VSOCC employs nearly 200 regular and 85 casual staff, ensuring consistent service for families. A just-in-time employee scheduling application will be implemented in 2024.

## 4.4 HOUSING & HOMELESSNESS SERVICES (HHS) OPERATING GRANTS

### 4.4.1 Overview and Strategic Alignment

HHS grants support NPOs to deliver programs and projects to benefit people experiencing or at risk of homelessness, people living in supportive housing, and renters at risk of losing their homes.

Grant programs have published goals, objectives and eligibility requirements, including specific criteria by which applications are assessed. HHS grants prioritize projects aligned with Council policies including the Reconciliation, Accessibility Strategy, Equity Strategy, and Housing Vancouver.

For 2023, the City provided \$0.9M operating grants to support housing and homelessness related services and initiatives through 38 grants, as well as \$0.3M other operating grants (3 grants) to improve livability and safety in Single Room Occupancy (SRO) hotels. The source of funding for these grants was the Housing & Homelessness Services' 2023 Operating Budget and Empty Homes Tax (EHT).

---

<sup>7</sup> Childcare Capacity grants are not included in this map as these grants support the management of large childcare providers that oversee multiple programs, or those undertake public policy work related to early learning and care.

---



## 4.4.2 Council Approved 2023 Operating Grants Summary

**TABLE 15: COUNCIL APPROVED 2023 HHS OPERATING GRANTS**

| Grant Streams  | Overview   | 2023 Requested   | Approved for 2023 Distribution | # of Grants Approved |
|--|--|------------------|--------------------------------|----------------------|
| Homelessness Services Grants   | Capacity building, skill development, awareness building and providing direct access to resources and services for people experiencing or at risk of homelessness. | \$43,000         | \$43,000                       | 16                   |
| Renter's Services Grants   | Enhancing not-for-profit organizations' ability to support and advocate for Vancouver renters and improve their rental housing outcomes.                           | \$750,000        | \$750,000                      | 20                   |
| SRO Tenant Support Grant to SRO-C  | To continue to fund their SRO Tenant Hub   | \$75,000         | \$75,000                       | 1                    |
| BC Housing to Support Continuation of Temporary Shelter at 15-27 West Hastings | Grant will contribute to a one-year extension of BC Housing's lease at 15-27 West Hastings to provide temporary shelter offering 60+ beds.                         | \$75,000         | \$75,000                       | 1                    |
| <b>Total HHS 2023 Operating Grants Funded by Operating Grants Budget</b>       |  | <b>\$943,000</b> | <b>\$943,000</b>               | <b>38</b>            |

In addition to HHS Operating budget funded grants, Council also approved three SRO Safety related grants for 2023 distribution:

**TABLE 16: SRO SAFETY OPERATING GRANTS**

| Grant Streams  | Overview  | 2023 Requested   | Approved for 2023 Distribution | # of Grants Approved |
|--|---|------------------|--------------------------------|----------------------|
| SRO Fire Safety Preparedness and Response Pilot <sup>8</sup> | SRO Collaborative implemented a tenant-led fire safety pilot program in 18 SRO buildings, reaching approximately 740 tenants. This work also includes fire safety education and prevention to decrease fire risks in SROs.  | \$110,000        | \$110,000                      | 1                    |
| SRO Fire Safety Pilot Program Expansion <sup>9</sup>         | Expansion of the fire safety preparedness and response program in SROs pilot program.   | \$50,000         | \$50,000                       | 1                    |
| SRO Heat Preparedness and Response Program <sup>10</sup>     | This Grant enabled the SRO-C and their partners to continue to build the capacity of tenant leaders, residents of private SRO Hotels, and owners and buildings managers to support tenants in 41 SROs. The funds were used to purchase water and cooling kits, as well as implement tenant-led initiatives that address health needs during the summer. | \$90,000         | \$90,000                       | 1                    |
| <b>Total SRO Safety Operating Grants</b>                     |   | <b>\$250,000</b> | <b>\$250,000</b>               | <b>3</b>             |

8 SRO Fire Safety Preparedness and Response Pilot grant (RTS 15419) is funded by CoV operating budget;

9 SRO Fire Safety Pilot Expansion (RTS 15563) is funded by HHS Operating budget;

10 SRO Heat Preparedness and Response Program grant (RTS 15778) is funded by 2023 Sustainability Operating Reserve.

### 4.4.3 Key Metrics and Impact

The table below highlights the range of impact of grants supporting vulnerable populations. These grants fostered connections to housing, income, and support services for homeless individuals, ensured hot weather relief, provided fire safety training, and supported renter programs and events for equity-denied individuals in 2023.

**TABLE 17: KEY OPERATING GRANTS SERVICE METRICS – HHS**

| Key Metrics  | Number |
|--|--------|
| Number of shelter beds extended to support people experiencing homelessness to come inside and get connected with housing, income and supports                   | 80     |
| Number of SRO buildings where cooling kits and water were provided to tenants, specifically in buildings that are old, with poor repair with no air conditioning | 41     |
| Number of tenants living in SROs supported with tenant-led fire safety education and prevention training in partnership with Vancouver Fire and Rescue Services  | 1,000  |
| Number of Vancouver renters contacting organizations accessing services funded by Renter Services Grants   | 2,000  |
| Building Committees (Tenant Committees) established in privately owned DTES SRO's  | 8      |
| Number of youths accessing renters supports funded by Renter Services Grants   | 300    |
| Number of care packages distributed in the DTES  | 1,651  |
| Number of individuals served through events funded by Homelessness Services Grants   | 4,500  |

### 4.4.4 Highlight Stories

#### **Vancouver Moving Theatre: Art in the Park** (Homelessness Services Grants)

In 2023, Vancouver Moving Theatre received \$3,000 from HHS for their 2023 Art in the Park program (the organization also received \$53,000 operating grants from ACT in 2023). Art in the Park was a collaborative and welcoming community engaged art project that brought together the diverse community surrounding Andy Livingstone Park to meet, share stories, and make art together. A joint project between the Vancouver Park Board, Carnegie Community Centre and Vancouver Moving Theatre, it was developed with a “harm reduction through the arts” lens, acknowledging the tensions that have come with the rapid gentrification of the neighbourhood and the multiple intersecting impacts of the COVID pandemic, the opioid crisis, and increasing homelessness.

Many stories were shared, hundreds of drawings were produced over the summer, and a final project was created using the community’s drawings. Artist Jenie G. created a repeated pattern blanket using the drawings which were then commercially printed and distributed amongst the community during the closing celebration.

## 5. ACCS CAPITAL GRANTS

### 5.1 OVERVIEW AND STRATEGIC ALIGNMENT

The City supports NPOs, co-ops and Indigenous Nations to plan, purchase, renovate or expand City and/or community owned or leased arts and cultural, social, childcare, housing and shelter spaces through capital grants. Capital grants also support special projects to create gender affirming, equity-based, cultural, social and housing spaces.

Capital grants are guided by City strategies such as *Making Space for Arts and Culture*, *Equity Framework* and *City of Reconciliation*, City by-laws and partnership agreements with senior government in areas such as childcare, community safety etc.

In 2023, City Council approved 49 capital grants valued at \$14.5M to support NPOs with capital infrastructure upgrades, facility maintenance, planning for space, and for the purchase of space in support of priority needs for Vancouver communities.

The source of funding for capital grants is the ACCS 2023 – 2026 Capital Plan, Province of British Columbia, enabled through the Provincial childcare Memorandum of Understanding (MOU) and Real Estate & Facilities Management (REFM) Capital budget.



## 5.2 COUNCIL APPROVED 2023 CAPITAL GRANTS SUMMARY

The table below provides a high-level summary of the 2023 approved capital grants.

**TABLE 18: COUNCIL APPROVED 2023 CAPITAL GRANTS**

| Capital Grants                  | 2023 – 2026 Capital Plan | Council Approved for 2023 Distribution |             |
|---------------------------------|--------------------------|--|-------------|
|                                 |                          | Amount                                 | # of Grants |
| Arts and Culture                | \$6,000,000              | \$2,385,925                            | 30          |
| Housing & Homelessness Services | \$2,000,000              | \$720,000 <sup>11</sup>                | 1           |
| Social Policy                   | \$6,100,000              | \$5,975,000                            | 11          |
| Childcare                       | \$5,800,000              | \$5,391,000                            | 8           |
| <b>Total Capital Grants</b>     | <b>\$19,900,000</b>      | <b>\$14,471,925</b>                    | <b>49</b>   |

The table below provides a summary of the 2023 approved capital grants by stream.

**TABLE 19: COUNCIL APPROVED 2023 CAPITAL GRANTS BY GRANT STREAMS**

| Grant Streams                              | Overview   | 2023 Requested | Approved for 2023 Distribution | # of Grants Approved |
|--|--|----------------|--------------------------------|----------------------|
| SRO Upgrading Grants                       | Grant originally approved for critical SRO upgrades; the project did not proceed as planned, therefore no funding was disbursed in 2023. Funding will be reallocated in future years.  | \$720,000      | \$720,000                      | 1                    |
| Cultural Infrastructure Grants             | Capital grants to plan, research, buy, repair, renovate and improve Vancouver's cultural spaces (includes City, Private and NPO owned).  | \$1,636,122    | \$1,310,000                    | 8                    |
| Cultural Infrastructure Grants – Chinatown | CIG with a special focus on Chinatown with an additional fund for larger projects.   | \$750,000      | \$750,000                      | 3                    |
| Small Grants for Cultural Spaces           | Grants to support timely cultural space capital projects (special consideration for underrepresented groups and those facing significant barriers). Includes space planning, research, small improvements, accessibility upgrades, and space mentorships (includes City, Private and NPO owned). | \$275,799      | \$246,750                      | 14                   |

<sup>11</sup> Council approved the grants, but the project did not proceed therefore the funding was not dispersed in 2023 and pending for reallocation in future years.

|  |   |           |                     |           |
|--|---|-----------|---------------------|-----------|
| Critical Assistance for Cultural Spaces      | For critical or timely repairs or upgrade costs to non-profit cultural spaces such as emergency or life-safety issues (includes City, Private and NPO owned).   | \$84,264  | \$79,175            | 5         |
| New Full-Day Childcare Partner Space         | Funding provided to support redevelopment of NPO owned childcare spaces.  |           | \$5,200,000         | 0.5       |
| Social Policy Childcare Small Capital Grants | Funds small capital improvement projects that preserve or increase the capacity and accessibility of facilities used as childcare spaces.   | \$173,955 | \$100,000           | 6         |
| School Age Care Capital Grant                | Supports the creation of NEW school-age childcare spaces for 5–12-year-olds on school sites or in community.  |           | \$91,000            | 1         |
| Neighbourhood House Capital Projects Grants  | Funding provided to support redevelopment of NPO owned social infrastructures.  |           | \$5,000,000         | 1.5       |
| Social Infrastructure Grant                  | Funding towards NPO-owned Indigenous Women's Healing and Wellness Centre  |           | \$700,000           | 1         |
| Small Social Capital Grants                  | Funds small-medium social infrastructure improvement projects that preserve or increase the capacity and accessibility of social facilities used to address the needs of vulnerable communities in Vancouver. | \$367,494 | \$275,000           | 8         |
| <b>Total 2023 Capital Grants</b>             |   |           | <b>\$14,471,925</b> | <b>49</b> |

### 5.3 KEY METRICS AND IMPACTS

- Cultural Capital grant-funded projects (\$2,385,925 in total) were split between the following categories: 12 for space planning; 2 spaces for mentorships; 9 for small capital improvements; 8 for large capital projects; 4 for life safety improvements, and 1 for permit fee assistance.
- 2023 Social Capital grants supported 8 social infrastructure improvement projects totaling \$275,000.

Of the 8 projects awarded:

- 6 were health and safety upgrade projects including adaptation to climate change, and 2 were for accessibility upgrades. 1 was for Indigenous wellness and gathering, 2 were for safe spaces for women, 2SLGBTQQIA, 1 space was for a senior centre and social enterprise that earned an income, 1 space was for people with disability, and 2 for neighbourhood houses.

- 2023 Childcare Small Capital supported 6 childcare improvement projects totaling \$100,000.
  - Funds supported accessibility, health and safety upgrades to comply with childcare licensing regulations and helped the community response to climate changes through cooling system installations.
  - The grants are also intended to balance geographic service needs across neighbourhoods including Strathcona, Hastings-Sunrise, Renfrew-Collingwood area, Downtown, Kitsilano, etc.

## 5.4 HIGHLIGHT STORIES

### **Cedar Cottage Neighbourhood House and Childcare Centre Redevelopment (Childcare Capital Grants and Neighbourhood House Capital Project Grants)**

The City approved a \$9.7M Capital grant for the renewal and expansion of Cedar Cottage Neighbourhood House (CCNH). This includes \$4.5M for the 15,000 square foot Neighbourhood House portion and \$5.2M for the 37-space childcare facility. Construction is scheduled to begin by the end of 2024. The project is partially funded by senior government and The Association of Neighbourhood Houses (ANHBC).

CCNH, as one of Vancouver's Neighbourhood Houses under ANHBC, serves the Kensington-Cedar Cottage neighbourhood. It acts as a hub for social connections, support, and services, addressing the unique needs of a diverse population. Nearly two-thirds of the residents belong to racialized groups, and over half have a non-English first language. Additionally, Kensington-Cedar Cottage has a higher proportion of immigrants compared to the overall City population, with 46% being immigrants and 3% non-permanent residents (e.g., foreign students, temporary workers, or refugee claimants) as of 2016. The redevelopment contributes to vital services in the community and beyond.

### **Other Sights (Cultural Infrastructure Grants)**

Other Sights is an organization that curates unconventional exhibition platforms in public spaces. They focus on artist-centred, durational works, challenging perceptions and promoting diverse perspectives. Their efforts create a presence for art in accessible domains like the built environment, communication technologies, media, and urban streets.

Recently, Other Sights secured funding totaling \$25,000 in 2022 and \$175,000 in 2023. They completed planning tasks and initiated fabrication of two FLEET Mobile Artist Studios and one mobile amenity unit. The FLEET project addresses the shortage of affordable artist studio spaces in Vancouver by introducing movable studios stationed throughout the City.

### **Chinatown Cultural Infrastructure Grants**

The one-time grant stream was dedicated to supporting three projects in Chinatown:

- The Wing Sang building in Chinatown is currently undergoing significant renovations, poised to become the future home of the Chinese Canadian Museum. This transformation is driven by a Provincial mandate, aiming to honour the extensive history and cultural contributions of Chinese Canadians, thereby addressing historical oversights and misrepresentations.
- The 221A Artist Housing Society is deeply engaged in a meticulous planning and design process. Their focus is on revitalizing a heritage building within Chinatown, envisioning it as a dynamic mixed-use cultural hub. Collaborating since 2018 with the Yee Fung Toy Society of Canada, they are exploring a ground lease co-development initiative at 222 East Georgia Street, which holds promise for fostering vibrant community engagement.

- The Wongs' Benevolent Association is spearheading crucial upgrades to the Hon Hsing building. Their objective is to sustain ongoing cultural activities while nurturing the growth of new legacy businesses. Through their efforts, the association plays a pivotal role in educating the public about Chinese Canadian history, tradition, and culture, leveraging platforms such as the Hon Hsing Athletics Club and Mon Keang Language School.

These ambitious projects have been made possible by a total investment of \$750,000 distributed among the three organizations. While cultural infrastructure initiatives in Chinatown continue to receive considerable attention and support across all Cultural Spaces grant streams, these specific projects have been singled out for their notable scope and anticipated impacts.

### **Cineworks Independent Filmmakers Society**

Cineworks Independent Filmmakers Society operates as a non-profit Artist-Run Centre, providing essential support to independent filmmakers, media artists, and arts audiences. Through their comprehensive range of facilities and initiatives encompassing production, exhibition, consultation, outreach, and advocacy, they actively contribute to the flourishing creative landscape.

In 2020, Cineworks initiated a notable project aimed at enhancing accessibility within their premises. The project involved the installation of a main floor toilet equipped with wheelchair accessibility ramp and additional features to accommodate patrons with disabilities. The project reached completion in 2023, marking a significant step towards fostering inclusivity within the organization. Total funding of \$25,000 was allocated to support this initiative. Cineworks produced a thank-you film dedicated to the City of Vancouver, which acknowledges the City's pivotal role in funding the project and navigating its complexities, emphasizing the collaborative effort that contributed to its success.

### **Social Infrastructure Improvement Projects**

In 2023, Social Policy Small Capital grants continued to prioritize social infrastructure improvements that enhance health, safety, and accessibility for vulnerable populations and equity-seeking groups including sex trade workers, survivors of sexual violence, women, Indigenous communities, people with disabilities, families, and seniors.

The pictures below demonstrate some of the completed capital projects:



Kitchen renovation at Downtown Eastside Women's Centre



Bathroom renovation at Downtown Eastside Women's Centre





Gathering space repairs at the  
Vancouver Aboriginal Friendship Centre Society



Renovation at the Drop-in Centre/  
Downtown Eastside Women's Centre

## Childcare Infrastructure Improvement Projects

In 2023, Social Policy Childcare Small Capital grants continued to support childcare infrastructure improvements that enhance health, safety, accessibility, and service quality for families and children. For example, the grants supported accessible spaces for children and families by upgrading childcare facilities, renovations, or repairs to existing childcare facilities that includes playground structures integral to service delivery to comply with health and safety regulations or other licensing requirements.

The pictures were taken of some of the completed capital projects.



Playground upgrades at the  
Vancouver Society of Children's Centre



Playground upgrades at the  
Vancouver Society of Children's Centre

## 6. ACCS BELOW-MARKET LEASE GRANTS

### 6.1 OVERVIEW AND STRATEGIC ALIGNMENT

The City provides the social, cultural, childcare, and housing and homelessness service spaces at a below-market rent, while the NPOs are responsible for programming, operating costs, maintenance, and any related shared costs in strata buildings. Most are also responsible for the improvements and renovations to the spaces they need to deliver their services. Council approves the leases, and the difference between the below-market amount and the estimated market rent is considered a City grant.

In addition, an audit was recently completed which assessed the management of childcare, cultural, and social non-profit leases and yielded ten recommendations. Staff will incorporate relevant recommendations into future Grant Impact Reports, such as quantifying the full value of grants to non-profits.

## 6.2 BELOW-MARKET LEASE SPACE SUMMARY

The table below provides a summary of below-market lease spaces administrated by ACCS.

**TABLE 20<sup>12</sup>: EXISTING BELOW-MARKET LEASE SPACE**

| Types of Below-Market Leases  | Gross Floor Area (sf) | Leased Facilities | # of Operators | Service/Usage   |
|---|-----------------------|-------------------|----------------|---|
| Culture Spaces  | 842,803               | 47                | 37             | <ul style="list-style-type: none"> <li>- 35 artist housing units</li> <li>- 5 shared artist work-only studios</li> <li>- 2 cinema/film/recording</li> <li>- 3 educations</li> <li>- 11 museum/gallery</li> <li>- 9 cultural hubs/centres/education</li> <li>- 8 theatre/presentation</li> </ul>   |
| Childcare Spaces  | 275,222               | 45                | 18             | 1985 Licensed Childcare Spaces  |
| Social Spaces   | 297,976               | 40                | 35             | Populations served by social NPO tenants: <ul style="list-style-type: none"> <li>- 12 Seniors</li> <li>- 10 Youth</li> <li>- 17 Family services</li> <li>- 15 Children</li> <li>- 5 Indigenous Wellness</li> <li>- 10 Cultural communities</li> <li>- 12 New immigrants/refugees</li> <li>- 2 SLGBTQ</li> <li>- 2 Sex Worker support</li> <li>- 7 Low Income</li> <li>- 6 People with mental health challenges</li> <li>- 6 Women</li> <li>- 5 People with barriers to access food</li> <li>- 2 People living with addictions</li> <li>- 95,000 sf Urban Farming</li> </ul> |
| Housing & Homelessness Services (Shelter Spaces, Social Housing Spaces) | 7,926                 | 2                 | 2              | 44 shelter spaces   |
| <b>Total</b>  | <b>1,405,927</b>      | <b>134</b>        | <b>92</b>      |   |

12 Some operators may be included more than once if the operators lease facilities in multiple categories and some facilities may be included more than once if the facilities have multiple usage.

In addition to above ACCS administrated below-market lease spaces, ACCS also collaborates with other City departments (e.g. Park Board, Vancouver Public Library) and other levels of governments (e.g. BC Housing) to provide below-market leases or occasionally provide Rent Subsidy to NPOs for spaces at market rates for critical social programs and services. The table below outlines such spaces in operation and targeted service/usage:

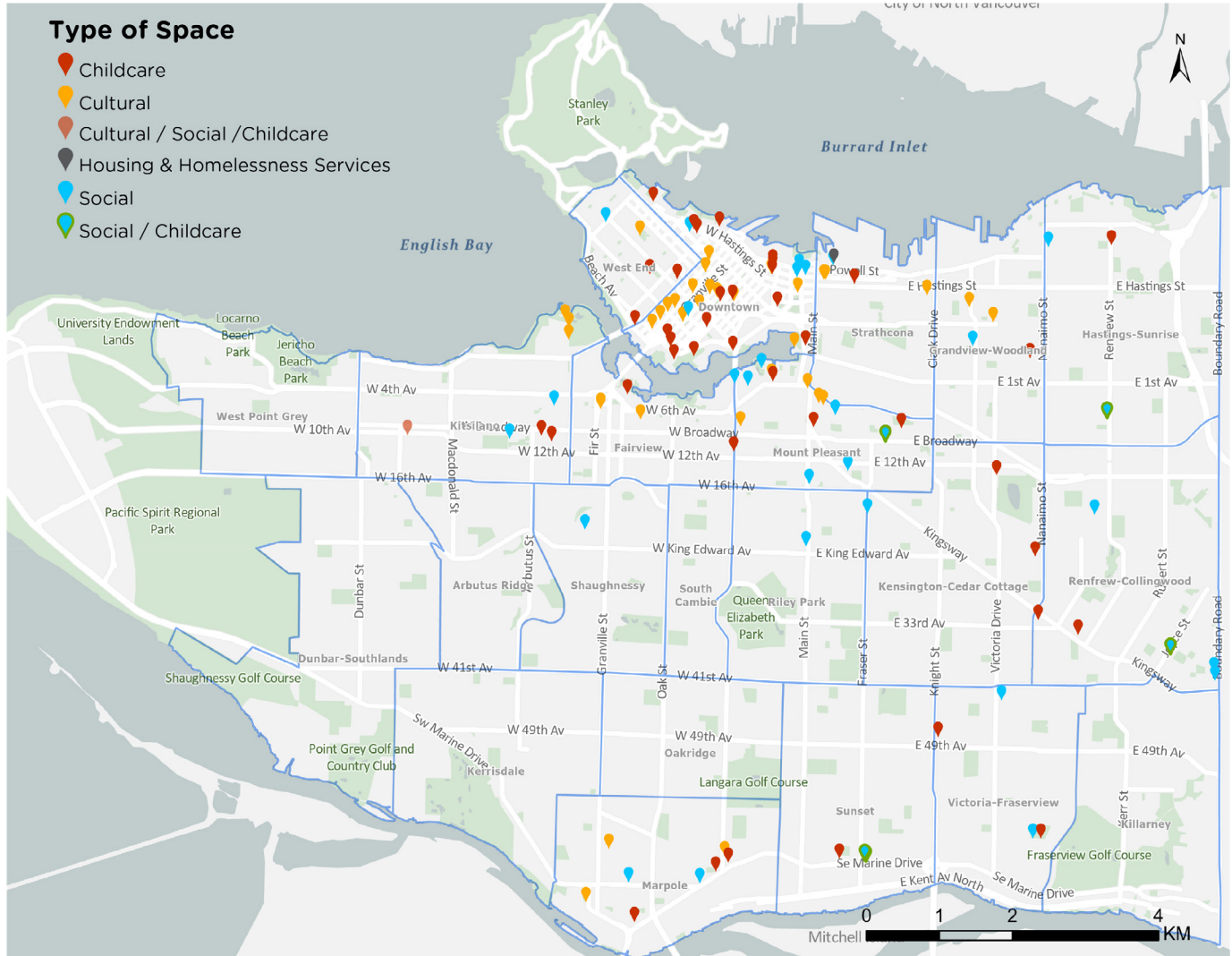
**TABLE 21: OTHER BELOW-MARKET LEASE SPACE**

| Types of Below-Market Leases  | Gross Floor Area (sf) | Leased Facilities | # of Operators | Service/Usage   |
|---|-----------------------|-------------------|----------------|---|
| Rent Subsidy  | 2,500 sf              | 1                 | 1              | 1 – Low barrier employment  |
| Below-Market Lease for social NPOs under other City Departments (i.e., Vancouver Park Board, Housing, Vancouver Public Library) | 38,686 sf             | 7                 | 7              | 2 – Youth serving<br>2 – Health and wellness<br>1 – Families and children<br>2 – Indigenous wellness  |
| Service Agreement – provision of in-kind space with operational funding from BC Housing   | 21,800 sf             | 2                 | 2              | 2 – Those experiencing homelessness and underhoused<br>2 – Low-income<br>2 – Food insecurity<br>2 – Basic human services<br>2 – Indigenous wellness |
| <b>Total Other Lease Space</b>  | <b>62,986 sf</b>      | <b>10</b>         | <b>10</b>      |   |



## 6.3 KEY METRICS AND IMPACTS

The map below provides a summary of below-market lease spaces provided by the City to NPOs by type of space.



## 6.4 HIGHLIGHT STORIES

### 825 Pacific Cultural Hub (Below-market lease grant)

Located in Vancouver's downtown south at 825 Pacific Street, a new 7-storey standalone cultural hub was launched in 2023. It is now home to over 16 IBPOC artists and 8 local NPO and collective cultural groups. It includes low-intensity artist studios, a performance and gather space and NPO administrative spaces. The building is owned by the City of Vancouver and operated by 221A.

### 411 Seniors Society Relocation (Below-market lease grant)

In 2023, 411 Seniors Society started a long-term lease with the City and moved into their new space at 3502 Fraser Street, which serves as a hub for older adults and their interests. Council had approved a grant of \$800,000 to cover part or all of the land portion of the pre-paid leased associated with the seniors centre in 2017. 411 Seniors promotes quality of life and vibrant inclusive community and honors the experience and creativity for older adults. This space helps 411 Seniors to communicate essential information for older adults and to establish partnerships with the wider community to achieve their goals. By having this physical space to connect, seek information and referrals, attend income tax clinics and workshops and simply drop in for some support, 411 Seniors and their membership are creating community, providing support, and giving voice to older adults.



Earle Peach's Music Night. *Photo credit: 411 Seniors Centre Society*



Halloween Pot Luck Party. *Photo credit: 411 Seniors Centre Society*



## 7. GRANTING METHODOLOGIES

Generally, grants are accessed through open calls. In specific instances, an invitation approach is used to lower barriers and ensure access and success for under-represented groups. Grant applications occur through a shared online platform called VanAPPLY. NPO-operator-calls-for-leases occur through the City's procurement process or similar grants, using a shared online platform.

Grants are adjudicated through a thorough review process, deploying community juries and staff expertise and experience, in alignment with City policies and best practices.

All grants must be approved by the City Council. Staff recommendations are presented to and considered by the Council with two-thirds affirmative votes required for approval. Council can delegate authority to staff to support rapid response and has done so on occasion.

ACCS granting teams work with Legal Services to create and implement relevant funding agreements. Recipient organizations are required to report back on previous grants or throughout leases.

### Grant Assessment/Adjudication Process (for Open Call grants)

**1****Application****2****Eligibility Review**

(including alignment with City Policy,  
Program Intention & Goals)

**3****Adjudication** (can include community juries)  
**& Recommendations****4****Council Decision**

(if approved)

**5****Signing of Lease Agreement  
or Grant Agreement****6****Disbursement of Funds  
or Use of Premises****7****Recipient  
Reporting/Monitoring**

## 8. CONTINUOUS PROCESS IMPROVEMENT

The ACCS granting program is continuously evolving to better meet overarching City goals; this includes advancing *Reconciliation* and the *Equity Framework* to ensure fairer access to grants and build capacity. This builds on the existing focus of supporting the NPO sector's contribution to the *Healthy City Strategy* and *Culture|Shift*. The focus for ongoing enhancements involves several key areas:

### **Reviewing Traditional Processes:**

Reviewing existing procedures to identify and simplify our processes to reduce barriers to application. This might involve simplifying application forms, offering workshops to navigate the process, or even considering alternative approaches to grant distribution.

### **Alignment with Equity Framework:**

The granting process is being continuously aligned with the City's established *Equity Framework*. This ensures that funding prioritizes initiatives that directly address historical and ongoing inequities faced by these communities.

### **Benchmarking to Best Practices:**

To ensure Vancouver's granting programs are on par with best practices, staff are undertaking a review of best practices, which includes:

- Comparing Vancouver's programs to those of other municipalities
- Analyzing how other cities utilize data-driven approaches for grant approvals and impact measurement
- Identifying best practices to elevate Vancouver's funding programs

### **Harnessing Technology:**

In addition to these core changes, staff are exploring how key technologies can further enhance the accessibility and effectiveness of the granting process for equity-denied groups.

### **Implementing Audit Report Recommendations:**

Staff will work towards implementing the ten recommendations outlined in the recently completed audit for Childcare, Cultural and Social non-profit leases.

These improvements aim to create a more equitable and inclusive granting system, to further Vancouver as a leader in fostering a thriving and empowered NPO sector that serves all its residents and supports council-approved policies and priorities.

## 9. ACCS GRANT APPLICATION PORTAL

Since 2022, the City has implemented the online grant management system – VanAPPLY to process application-based grant requests, awards, and artist commissions. Interested organizations can find out more information about the City's grant programs and application portal by visiting the City's community grant website: [vancouver.ca/people-programs/vanapply-online-grant-application-system.aspx](https://vancouver.ca/people-programs/vanapply-online-grant-application-system.aspx).



# APPENDIX: ACCS 2023 GRANT RECIPIENTS



**A: Cumulative Council Approved Operating Grants for 2023 & Future Year Distribution** (including prior-year approved)

| Grant Portfolio        | Grant Stream                                  | Applicant   | RTS # | Sum of<br>Approved<br>(for FY 2023) | Sum of<br>Approved<br>(for FY 2024) | Sum of<br>Approved<br>(for FY 2025) |
|------------------------|---|---|-------|-------------------------------------|-------------------------------------|-------------------------------------|
| Childcare              | Childcare Capacity Building                   | Association of Neighbourhood Houses   | 15569 | \$70,000                            |                                     |                                     |
|                        |   | Coalition of Child Care Advocates of BC   | 15569 | \$45,000                            |                                     |                                     |
|                        |   | Vancouver Society of Children's Centres (VSQCC)   | 15567 | \$86,800                            |                                     |                                     |
|                        |   | West Coast Childcare Resource Centre (WCCRC)  | 15567 | \$176,400                           |                                     |                                     |
|                        | <b>Childcare Capacity Building Total</b>      |   |       | <b>\$378,200</b>                    |                                     |                                     |
|                        | Childcare Enhancement Grants                  | Association of Neighbourhood Houses of British Columbia DBA Mount Pleasant Neighbourhood House  | 15778 | \$62,401                            |                                     |                                     |
|                        |   | Association of Neighbourhood Houses of British Columbia DBA South Vancouver Neighbourhood House | 15778 | \$44,487                            |                                     |                                     |
|                        |   | Atira Women's Resource Society  | 15940 | \$34,313                            |                                     |                                     |
|                        |   | Brant Villa Day Care Society  | 15778 | \$20,653                            |                                     |                                     |
|                        |   | Britannia Community Services Centre   | 15778 | \$56,342                            |                                     |                                     |
|                        |   | Britannia Community Services Centre   | 15778 | \$54,000                            |                                     |                                     |
|                        |   | Cedar Cottage Neighbourhood House   | 15778 | \$60,061                            |                                     |                                     |
|                        |   | Collingwood Neighbourhood House Society   | 15778 | \$95,765                            |                                     |                                     |
|                        |   | Frog Hollow Neighbourhood House   | 15778 | \$54,000                            |                                     |                                     |
|                        |   | Gordon Neighbourhood House  | 15778 | \$24,890                            |                                     |                                     |
|                        |   | Kiawassa Neighbourhood House  | 15778 | \$57,208                            |                                     |                                     |
|                        |   | Marpole Oakridge Family Place Society (MOFP)  | 15778 | \$8,261                             |                                     |                                     |
|                        |   | McGregor Child Care Society   | 15778 | \$23,145                            |                                     |                                     |
|                        |   | Shannon Day Care Society  | 15778 | \$27,000                            |                                     |                                     |
|                        |   | South Vancouver Family Place Society  | 15778 | \$12,392                            |                                     |                                     |
|                        |   | Strathcona Community Centre Association   | 15778 | \$45,328                            |                                     |                                     |
|                        |   | Sunset Child Care Society   | 15778 | \$27,000                            |                                     |                                     |
|                        |   | Sunset Community Association  | 15778 | \$85,974                            |                                     |                                     |
|                        |   | The Little Mountain Neighbourhood House Society   | 15778 | \$52,900                            |                                     |                                     |
|                        |   | The YMCA of Greater Vancouver   | 15778 | \$61,313                            |                                     |                                     |
|                        |   | Thunderbird Neighbourhood Association   | 15778 | \$17,899                            |                                     |                                     |
|                        |   | Urban Promise Ministries  | 15778 | \$12,392                            |                                     |                                     |
|                        |   | Vancouver Aboriginal Friendship Centre Society  | 14837 | \$60,000                            | \$60,000                            |                                     |
|                        |   | YWCA Metro Vancouver  | 15778 | \$89,278                            |                                     |                                     |
|                        | <b>Childcare Enhancement Grants Total</b>     |   |       | <b>\$1,087,002</b>                  | <b>\$60,000</b>                     |                                     |
|                        | Childcare Project Grants                      | St. James Daycare Center  | 15778 | \$10,000                            |                                     |                                     |
|                        |   | BC Aboriginal Childcare Society (BCACCS)  | 15569 | \$80,000                            |                                     |                                     |
|                        |   | Britannia Community Services Centre   | 15569 | \$32,000                            |                                     |                                     |
|                        |   | Mount Pleasant Child Care Society   | 15569 | \$20,000                            |                                     |                                     |
|                        |   | Ray-Cam Community Association   | 15778 | \$20,000                            |                                     |                                     |
|                        |   | West End Community Centre Association   | 15778 | \$65,000                            |                                     |                                     |
|                        | <b>Childcare Project Grants Total</b>         |   |       | <b>\$227,000</b>                    |                                     |                                     |
|                        | Childcare Reserve Grant                       | Collingwood Neighbourhood House Society   | 15778 | \$59,400                            |                                     |                                     |
|                        |   | Developmental Disabilities Association of Vancouver-Richmond                                    | 15778 | \$39,600                            |                                     |                                     |
|                        |   | Mount Pleasant Community Centre Association   | 15778 | \$39,600                            |                                     |                                     |
|                        |   | Vancouver Society of Children's Centres   | 15778 | \$376,200                           |                                     |                                     |
|                        |   | YWCA Metro Vancouver  | 15778 | \$39,600                            |                                     |                                     |
|                        | <b>Childcare Reserve Grant Total</b>          |   |       | <b>\$554,400</b>                    |                                     |                                     |
| <b>Childcare Total</b> |   |   |       | <b>\$2,246,602</b>                  | <b>\$60,000</b>                     |                                     |
| Arts and Culture*      | Affordable Spaces Grants                      | 221A Artist Run Centre Society  | 15454 | \$25,000                            |                                     |                                     |
|                        |   | African Descent Society British Columbia  | 15454 | \$7,500                             |                                     |                                     |
|                        |   | B.C. Artscape Society   | 15454 | \$40,000                            |                                     |                                     |
|                        |   | BC Chinese Music Association  | 15454 | \$5,000                             |                                     |                                     |
|                        |   | Dumb Instrument Dance Society   | 15454 | \$20,000                            |                                     |                                     |
|                        |   | Duplex Artists' Society   | 15454 | \$16,250                            |                                     |                                     |
|                        |   | Future Leisure Performance Society  | 15454 | \$5,000                             |                                     |                                     |
|                        |   | Kokoro Dance Theatre Society  | 15454 | \$30,000                            |                                     |                                     |
|                        |   | Little Mountain Gallery Community Arts Performance Association                                  | 15454 | \$19,086                            |                                     |                                     |
|                        |   | Malaspina Printmakers Society   | 15454 | \$10,000                            |                                     |                                     |
|                        |   | Out Innerspace Dance Theatre and Film Society   | 15454 | \$10,000                            |                                     |                                     |
|                        |   | Red Gate Arts Society   | 15454 | \$25,000                            |                                     |                                     |
|                        |   | St. James Community Square Society  | 15454 | \$10,000                            |                                     |                                     |
|                        |   | The Archive Printmaking Studio Society  | 15454 | \$5,000                             |                                     |                                     |
|                        |   | The Beaumont Studios Artist Society   | 15454 | \$32,500                            |                                     |                                     |
|                        |   | Unicorn Support Services Society  | 15454 | \$10,000                            |                                     |                                     |
|                        |   | Vancouver Creative Space Society  | 15454 | \$32,500                            |                                     |                                     |
|                        |   | VDC Dance Centre Society  | 15454 | \$5,000                             |                                     |                                     |
|                        | <b>Affordable Spaces Grants Total</b>         |   |       | <b>\$307,836</b>                    |                                     |                                     |
|                        | Communities & Artists Shifting Culture (CASC) | 221A Artist Run Centre Society  | 15452 | \$10,000                            |                                     |                                     |
|                        |   | African Descent Society British Columbia  | 15452 | \$10,000                            |                                     |                                     |

**A: Cumulative Council Approved Operating Grants for 2023 & Future Year Distribution** (including prior-year approved)

| Grant Portfolio          | Grant Stream                     | Applicant  | RTS # | Sum of<br>Approved<br>(for FY 2023) | Sum of<br>Approved<br>(for FY 2024) | Sum of<br>Approved<br>(for FY 2025) |
|--------------------------|----------------------------------|--|-------|-------------------------------------|-------------------------------------|-------------------------------------|
| <b>Arts and Culture*</b> | <b>Communities &amp; Artists</b> | African Descent Society British Columbia   | 15454 | \$7,500                             |                                     |                                     |
|                          |                                  | <i>African Descent Society British Columbia Total</i>  |       | <i>\$17,500</i>                     |                                     |                                     |
|                          |                                  | African Stages Association   | 15454 | \$2,500                             |                                     |                                     |
|                          |                                  | All Bodies Dance Society   | 15454 | \$14,500                            |                                     |                                     |
|                          |                                  | Amexem Roots Rock Reggae Cultural Society  | 15454 | \$11,000                            |                                     |                                     |
|                          |                                  | Asian Canadian Writers' Workshop Society (ACWW)  | 15452 | \$9,000                             |                                     |                                     |
|                          |                                  | Asian-Canadian Special Events Association  | 15452 | \$5,000                             |                                     |                                     |
|                          |                                  |  | 15454 | \$7,000                             |                                     |                                     |
|                          |                                  | <i>Asian-Canadian Special Events Association Total</i>   |       | <i>\$12,000</i>                     |                                     |                                     |
|                          |                                  | Association of Neighbourhood Houses of British Columbia DBA Kitsilano Neighbourhood House          | 15454 | \$6,000                             |                                     |                                     |
|                          |                                  | Astrolabe Musik Theatre Society  | 15454 | \$3,000                             |                                     |                                     |
|                          |                                  | BLACK BLOCK ASSOCIATION  | 15454 | \$5,500                             |                                     |                                     |
|                          |                                  | BLACKOUT ART SOCIETY   | 15452 | \$10,000                            |                                     |                                     |
|                          |                                  | Blueridge Chamber Music Society  | 15454 | \$9,000                             |                                     |                                     |
|                          |                                  | Burrard Arts Foundation  | 15452 | \$6,000                             |                                     |                                     |
|                          |                                  | CANOE CULTURES SOCIETY   | 15452 | \$15,000                            |                                     |                                     |
|                          |                                  | Capilano Review Contemporary Arts Society  | 15452 | \$6,000                             |                                     |                                     |
|                          |                                  | Carnegie Community Centre Association  | 15454 | \$7,000                             |                                     |                                     |
|                          |                                  | Centre d'Integration pour Immigrants Africains (CIIA)-Centre of Integration for African Immigrants | 15454 | \$2,500                             |                                     |                                     |
|                          |                                  | Chinatown Celebration Society  | 15454 | \$7,000                             |                                     |                                     |
|                          |                                  | Cinevolution Media Arts Society  | 15452 | \$17,500                            |                                     |                                     |
|                          |                                  | Collingwood Neighbourhood House Society  | 15452 | \$12,000                            |                                     |                                     |
|                          |                                  | Company 605 Dance Society  | 15452 | \$7,000                             |                                     |                                     |
|                          |                                  | Corporeal Imago Performing Arts Society  | 15452 | \$8,000                             |                                     |                                     |
|                          |                                  | Currently Arts Society   | 15454 | \$9,000                             |                                     |                                     |
|                          |                                  | Dance West Network Society   | 15452 | \$10,000                            |                                     |                                     |
|                          |                                  |  | 15454 | \$4,000                             |                                     |                                     |
|                          |                                  | <i>Dance West Network Society Total</i>  |       | <i>\$14,000</i>                     |                                     |                                     |
|                          |                                  | Diwali Celebration Society   | 15454 | \$15,000                            |                                     |                                     |
|                          |                                  | Dr. Sun Yat-Sen Garden Society of Vancouver  | 15452 | \$13,000                            |                                     |                                     |
|                          |                                  | Dusty Flowerpot Cabaret Society  | 15454 | \$7,500                             |                                     |                                     |
|                          |                                  | East Vancouver Community Music School Society  | 15454 | \$3,000                             |                                     |                                     |
|                          |                                  | FESTIVAL AFRICAN HERITAGE MUSIC AND DANCE SOCIETY  | 15454 | \$5,000                             |                                     |                                     |
|                          |                                  | Future Leisure Performance Society   | 15452 | \$2,500                             |                                     |                                     |
|                          |                                  |  | 15454 | \$6,000                             |                                     |                                     |
|                          |                                  | <i>Future Leisure Performance Society Total</i>  |       | <i>\$8,500</i>                      |                                     |                                     |
|                          |                                  | Gallery Gachet Society   | 15454 | \$7,000                             |                                     |                                     |
|                          |                                  | Great Lakes Networking Society of BC   | 15454 | \$5,000                             |                                     |                                     |
|                          |                                  | Highs & Lows Choral Society  | 15452 | \$7,500                             |                                     |                                     |
|                          |                                  |  | 15454 | \$5,000                             |                                     |                                     |
|                          |                                  | <i>Highs &amp; Lows Choral Society Total</i>   |       | <i>\$12,500</i>                     |                                     |                                     |
|                          |                                  | Hives For Humanity Society   | 15452 | \$6,000                             |                                     |                                     |
|                          |                                  | Holy Crow Arts Society   | 15454 | \$8,500                             |                                     |                                     |
|                          |                                  | Hope in Shadows Society  | 15454 | \$7,500                             |                                     |                                     |
|                          |                                  | Inter/Mediate Arts and Education Society   | 15454 | \$5,000                             |                                     |                                     |
|                          |                                  | Interdisciplinary Media Artist's Association/Population of Noise (IMAPON)                          | 15454 | \$4,000                             |                                     |                                     |
|                          |                                  | Inverso Productions Society  | 15452 | \$6,500                             |                                     |                                     |
|                          |                                  |  | 15454 | \$4,000                             |                                     |                                     |
|                          |                                  | <i>Inverso Productions Society Total</i>   |       | <i>\$10,500</i>                     |                                     |                                     |
|                          |                                  | Italian Day Festival Society   | 15454 | \$5,000                             |                                     |                                     |
|                          |                                  | Jewish Community Centre of Greater Vancouver   | 15454 | \$5,000                             |                                     |                                     |
|                          |                                  | Kara-Kata Afrobeat Society of Canada   | 15452 | \$3,000                             |                                     |                                     |
|                          |                                  |  | 15454 | \$2,500                             |                                     |                                     |
|                          |                                  | <i>Kara-Kata Afrobeat Society of Canada Total</i>  |       | <i>\$5,500</i>                      |                                     |                                     |
|                          |                                  | Kathara Pilipino Indigenous Arts Collective Society*   | 15454 | \$5,000                             |                                     |                                     |
|                          |                                  | Kettle Friendship Society, The   | 15454 | \$5,000                             |                                     |                                     |
|                          |                                  | Kinesis Dance Society  | 15452 | \$4,000                             |                                     |                                     |
|                          |                                  | Leaky Heaven Performance Society   | 15454 | \$5,000                             |                                     |                                     |
|                          |                                  | Little Mountain Lion Productions Association   | 15452 | \$8,740                             |                                     |                                     |
|                          |                                  | Love Intersections Society   | 15452 | \$8,000                             |                                     |                                     |
|                          |                                  |  | 15454 | \$7,000                             |                                     |                                     |
|                          |                                  | <i>Love Intersections Society Total</i>  |       | <i>\$15,000</i>                     |                                     |                                     |
|                          |                                  | Lumiere Festival Vancouver Society   | 15454 | \$2,500                             |                                     |                                     |
|                          |                                  | Mitch and Murray Productions Theatre Society   | 15452 | \$7,500                             |                                     |                                     |
|                          |                                  | Music BC Industry Association  | 15454 | \$4,000                             |                                     |                                     |
|                          |                                  | Muzewest Concerts Society  | 15452 | \$10,000                            |                                     |                                     |
|                          |                                  | Native Hip Hop Society   | 15454 | \$17,000                            |                                     |                                     |
|                          |                                  | Ne.Sans Opera and Dance Association  | 15454 | \$7,500                             |                                     |                                     |
|                          |                                  | New Performance Works Society  | 15452 | \$10,000                            |                                     |                                     |

**A: Cumulative Council Approved Operating Grants for 2023 & Future Year Distribution** (including prior-year approved)

| Grant Portfolio          | Grant Stream                     | Applicant   | RTS # | Sum of<br>Approved<br>(for FY 2023) | Sum of<br>Approved<br>(for FY 2024) | Sum of<br>Approved<br>(for FY 2025) |
|--------------------------|----------------------------------|---|-------|-------------------------------------|-------------------------------------|-------------------------------------|
| <b>Arts and Culture*</b> | <b>Communities &amp; Artists</b> | New Performance Works Society                               | 15454 | \$7,000                             |                                     |                                     |
|                          |                                  | <i>New Performance Works Society Total</i>                  |       | <i>\$17,000</i>                     |                                     |                                     |
|                          |                                  | Newworld Theatre Society                                    | 15454 | \$4,500                             |                                     |                                     |
|                          |                                  | Nisga'a Ts'amiks Vancouver Society                          | 15452 | \$10,000                            |                                     |                                     |
|                          |                                  | Normie Event Society  | 15454 | \$5,500                             |                                     |                                     |
|                          |                                  | OURO Collective Society                                     | 15454 | \$13,000                            |                                     |                                     |
|                          |                                  | Outsiders and Others Art Society                            | 15454 | \$2,500                             |                                     |                                     |
|                          |                                  | PTC Playwrights Theatre Centre                              | 15454 | \$7,000                             |                                     |                                     |
|                          |                                  | Radix Theatre Society                                       | 15454 | \$7,500                             |                                     |                                     |
|                          |                                  | Raven Theatre Performance Society                           | 15452 | \$5,000                             |                                     |                                     |
|                          |                                  | Reel Causes Society   | 15452 | \$8,000                             |                                     |                                     |
|                          |                                  |   | 15454 | \$5,000                             |                                     |                                     |
|                          |                                  | <i>Reel Causes Society Total</i>                            |       | <i>\$13,000</i>                     |                                     |                                     |
|                          |                                  | Satellite Video Exchange Society dba VIVO Media Arts Centre | 15454 | \$12,750                            |                                     |                                     |
|                          |                                  | Screaming Weenie Productions (Frank Theatre Compnay)        | 15454 | \$5,500                             |                                     |                                     |
|                          |                                  | Sher Vancouver LGBTQ Friends Society                        | 15452 | \$3,000                             |                                     |                                     |
|                          |                                  | SMI Film Society  | 15452 | \$6,000                             |                                     |                                     |
|                          |                                  | SOLID STATE COMMUNITY SOCIETY                               | 15452 | \$7,500                             |                                     |                                     |
|                          |                                  |   | 15454 | \$7,000                             |                                     |                                     |
|                          |                                  | <i>SOLID STATE COMMUNITY SOCIETY Total</i>                  |       | <i>\$14,500</i>                     |                                     |                                     |
|                          |                                  | Some Assembly Arts Society                                  | 15454 | \$15,500                            |                                     |                                     |
|                          |                                  | Sound the Alarm: Music/Theatre Society                      | 15452 | \$4,000                             |                                     |                                     |
|                          |                                  | Strathcona Spatial Sound Society                            | 15454 | \$9,000                             |                                     |                                     |
|                          |                                  | Taiwanese Canadian Cultural Society                         | 15452 | \$7,000                             |                                     |                                     |
|                          |                                  | The Biting School Society                                   | 15454 | \$9,000                             |                                     |                                     |
|                          |                                  | The Britannia Community Services Centre Society             | 15452 | \$5,000                             |                                     |                                     |
|                          |                                  | The Chinese Canadian Military Museum Society                | 15452 | \$10,000                            |                                     |                                     |
|                          |                                  | The Community Arts Council of Vancouver                     | 15452 | \$5,000                             |                                     |                                     |
|                          |                                  |   | 15454 | \$5,000                             |                                     |                                     |
|                          |                                  | The Downtown Eastside Women's Centre Association            | 15454 | \$7,000                             |                                     |                                     |
|                          |                                  | The HVS Heritage Vancouver Society                          | 15452 | \$16,000                            |                                     |                                     |
|                          |                                  | The I.E. Artspeak Gallery Society                           | 15454 | \$12,500                            |                                     |                                     |
|                          |                                  | The James Black Gallery Association                         | 15452 | \$6,000                             |                                     |                                     |
|                          |                                  | The Plastic Orchid Factory Society                          | 15454 | \$6,500                             |                                     |                                     |
|                          |                                  | The Response Dance Society                                  | 15452 | \$12,000                            |                                     |                                     |
|                          |                                  | The Search Party Theatre Company Society                    | 15452 | \$5,000                             |                                     |                                     |
|                          |                                  |   | 15454 | \$7,000                             |                                     |                                     |
|                          |                                  | <i>The Search Party Theatre Company Society Total</i>       |       | <i>\$12,000</i>                     |                                     |                                     |
|                          |                                  | The Standing Wave Society                                   | 15452 | \$4,000                             |                                     |                                     |
|                          |                                  | The Vancouver Asian Heritage Month Society                  | 15452 | \$6,000                             |                                     |                                     |
|                          |                                  | The Vancouver East Cultural Centre                          | 15452 | \$10,000                            |                                     |                                     |
|                          |                                  |   | 15454 | \$8,000                             |                                     |                                     |
|                          |                                  | <i>The Vancouver East Cultural Centre Total</i>             |       | <i>\$18,000</i>                     |                                     |                                     |
|                          |                                  | The Vancouver Horror Show Film Festival Society             | 15454 | \$4,000                             |                                     |                                     |
|                          |                                  | The Vancouver Tool Library Cooperative                      | 15454 | \$4,000                             |                                     |                                     |
|                          |                                  | The Writers' Exchange Society                               | 15452 | \$2,500                             |                                     |                                     |
|                          |                                  |   | 15454 | \$2,500                             |                                     |                                     |
|                          |                                  | <i>The Writers' Exchange Society Total</i>                  |       | <i>\$5,000</i>                      |                                     |                                     |
|                          |                                  | Time Will Tell Arts Society                                 | 15452 | \$7,000                             |                                     |                                     |
|                          |                                  |   | 15454 | \$8,000                             |                                     |                                     |
|                          |                                  | <i>Time Will Tell Arts Society Total</i>                    |       | <i>\$15,000</i>                     |                                     |                                     |
|                          |                                  | Turkish-Canadian Society                                    | 15454 | \$5,000                             |                                     |                                     |
|                          |                                  | Upstart & Crow Literary Arts Society                        | 15452 | \$4,000                             |                                     |                                     |
|                          |                                  | Van Vogue Jam Arts Society                                  | 15452 | \$7,700                             |                                     |                                     |
|                          |                                  | Vancouver Access Artist Run Centre                          | 15452 | \$10,500                            |                                     |                                     |
|                          |                                  | Vancouver Adapted Music Society                             | 15452 | \$10,000                            |                                     |                                     |
|                          |                                  | Vancouver Asian Canadian Theatre                            | 15454 | \$9,000                             |                                     |                                     |
|                          |                                  | Vancouver Black Film Festival Society                       | 15454 | \$8,000                             |                                     |                                     |
|                          |                                  | Vancouver Cantonese Opera                                   | 15454 | \$10,000                            |                                     |                                     |
|                          |                                  | Vancouver Chinatown Foundation for Community Revitalization | 15454 | \$7,000                             |                                     |                                     |
|                          |                                  | Vancouver Chinese Instrumental Music Society                | 15452 | \$4,000                             |                                     |                                     |
|                          |                                  | Vancouver Comic Arts Association                            | 15452 | \$8,000                             |                                     |                                     |
|                          |                                  | Vancouver Dyke March and Festival Society                   | 15454 | \$5,000                             |                                     |                                     |
|                          |                                  | Vancouver Improv Festival Society                           | 15454 | \$4,000                             |                                     |                                     |
|                          |                                  | Vancouver Improvised Arts Society                           | 15454 | \$4,000                             |                                     |                                     |
|                          |                                  | Vancouver Pride Society                                     | 15452 | \$8,000                             |                                     |                                     |
|                          |                                  |   | 15454 | \$8,000                             |                                     |                                     |
|                          |                                  | <i>Vancouver Pride Society Total</i>                        |       | <i>\$16,000</i>                     |                                     |                                     |
|                          |                                  | Vancouver Street Dance Association                          | 15454 | \$3,250                             |                                     |                                     |



**A: Cumulative Council Approved Operating Grants for 2023 & Future Year Distribution** (including prior-year approved)

| Grant Portfolio          | Grant Stream  | Applicant   | RTS # | Sum of<br>Approved<br>(for FY 2023) | Sum of<br>Approved<br>(for FY 2024) | Sum of<br>Approved<br>(for FY 2025) |
|--------------------------|---|---|-------|-------------------------------------|-------------------------------------|-------------------------------------|
| <b>Arts and Culture*</b> | <b>Communities &amp; Artists</b>                    | Vancouver Urban Food Forest Foundation                            | 15454 | \$5,000                             |                                     |                                     |
|                          |   | Vetta Chamber Music Society                                       | 15454 | \$5,000                             |                                     |                                     |
|                          |   | Visible Art Society (Grunt Gallery)                               | 15454 | \$16,000                            |                                     |                                     |
|                          |   | VSO School of Music Society                                       | 15452 | \$6,000                             |                                     |                                     |
|                          |   | West Coast Feminist Literary Magazine Society                     | 15454 | \$5,500                             |                                     |                                     |
|                          |   | Western Canada Community Projects Society                         | 15452 | \$18,000                            |                                     |                                     |
|                          |   | Western Gold Theatre Society                                      | 15452 | \$12,500                            |                                     |                                     |
|                          |   |   | 15454 | \$7,500                             |                                     |                                     |
|                          |   | <i>Western Gold Theatre Society Total</i>                         |       | <i>\$20,000</i>                     |                                     |                                     |
|                          |   | What Lab Society of Arts  | 15452 | \$8,000                             |                                     |                                     |
|                          |   |   | 15454 | \$10,000                            |                                     |                                     |
|                          |   | <i>What Lab Society of Arts Total</i>                             |       | <i>\$18,000</i>                     |                                     |                                     |
|                          |   | Women in Film and Television Vancouver Society                    | 15452 | \$10,000                            |                                     |                                     |
|                          |   | Yarilo Contemporary Music Society                                 | 15452 | \$4,560                             |                                     |                                     |
|                          |   | Yarrow Intergenerational Society for Justice                      | 15454 | \$6,500                             |                                     |                                     |
|                          |   | <b>Communities &amp; Artists Shifting Culture (CASC) Total</b>    |       | <b>\$1,000,000</b>                  |                                     |                                     |
|                          | <b>Cultural Equity and Accessibility Grants</b>     | African Friendship Society  | 15455 | \$15,000                            |                                     |                                     |
|                          |   | Afro Van Connect Society  | 15455 | \$25,000                            |                                     |                                     |
|                          |   | Black Arts Vancouver Society                                      | 15455 | \$15,000                            |                                     |                                     |
|                          |   | Chapel Sound Art Foundation                                       | 15455 | \$20,000                            |                                     |                                     |
|                          |   | Dumb Instrument Dance Society                                     | 15455 | \$40,000                            |                                     |                                     |
|                          |   | Hogan's Alley Society   | 15455 | \$20,000                            |                                     |                                     |
|                          |   | Open Access Foundation for Arts & Culture                         | 15455 | \$25,000                            |                                     |                                     |
|                          |   | Punjabi Market Regeneration Collective Society                    | 15455 | \$26,000                            |                                     |                                     |
|                          |   | re:Naissance Opera  | 15455 | \$35,000                            |                                     |                                     |
|                          |   | Recorded Movement Society   | 15455 | \$25,000                            |                                     |                                     |
|                          |   | Vancouver Asian Film Festival Society                             | 15455 | \$25,000                            |                                     |                                     |
|                          |   | Vashaan Music Society   | 15455 | \$15,000                            |                                     |                                     |
|                          |   | VocalEye Descriptive Arts Society                                 | 15455 | \$30,000                            |                                     |                                     |
|                          |   | <b>Cultural Equity and Accessibility Grants Total</b>             |       | <b>\$316,000</b>                    |                                     |                                     |
|                          | <b>Cultural Indigenous Grants</b>                   | All My Relations Indigenous Society                               | 15455 | \$37,500                            |                                     |                                     |
|                          |   | BC Indigenous Housing Society dba Skwachàys                       | 15455 | \$42,500                            |                                     |                                     |
|                          |   | Carnegie Community Centre Association                             | 15455 | \$20,000                            |                                     |                                     |
|                          |   | Compaigni V'ni Dansi Society                                      | 15455 | \$30,000                            |                                     |                                     |
|                          |   | Musqueam Indian Band  | 15455 | \$40,000                            |                                     |                                     |
|                          |   | O.Dela Arts Society   | 15455 | \$30,000                            |                                     |                                     |
|                          |   | SKwxwu7Mesh Uxxwumixw Squamish Nation                             | 15455 | \$40,000                            |                                     |                                     |
|                          |   | Tsleil Waututh Nation   | 15455 | \$40,000                            |                                     |                                     |
|                          |   | <b>Cultural Indigenous Grants Total</b>                           |       | <b>\$280,000</b>                    |                                     |                                     |
|                          | <b>Cultural Operating - Multi-Year Grant (COFM)</b> | Aeriosa Dance Society   | 15452 | \$24,000                            | \$24,000                            | \$24,000                            |
|                          |   | Battery Opera Performing Arts Society                             | 15452 | \$21,000                            | \$21,000                            | \$21,000                            |
|                          |   | Canadian Alliance of Dance Artists - British Columbia Chapters    | 15452 | \$15,000                            | \$15,000                            | \$15,000                            |
|                          |   | Capilano Review Contemporary Arts Society                         | 15452 | \$20,000                            | \$20,000                            | \$20,000                            |
|                          |   | Caravan World Rhythms Society                                     | 15452 | \$17,000                            | \$17,000                            | \$17,000                            |
|                          |   | Community Radio Education Society dba Vancouver Cooperative Radio | 15452 | \$32,500                            | \$32,500                            | \$32,500                            |
|                          |   | Company 605 Dance Society   | 15452 | \$18,700                            | \$18,700                            | \$18,700                            |
|                          |   | Company Erasga Society  | 15452 | \$24,000                            | \$24,000                            | \$24,000                            |
|                          |   | Dance West Network Society  | 15452 | \$22,000                            | \$22,000                            | \$22,000                            |
|                          |   | Elektra Women's Choir   | 15452 | \$20,000                            | \$20,000                            | \$20,000                            |
|                          |   | Foolish Operations Society  | 15452 | \$15,000                            | \$15,000                            | \$15,000                            |
|                          |   | Full Circle: First Nations Performance Society                    | 15452 | \$100,000                           | \$100,000                           | \$100,000                           |
|                          |   | Gallery Gachet Society  | 15452 | \$32,000                            | \$32,000                            | \$32,000                            |
|                          |   | Greater Vancouver Professional Theatre Alliance Society           | 15452 | \$30,000                            | \$30,000                            | \$30,000                            |
|                          |   | Health Arts Society   | 15452 | \$25,000                            | \$25,000                            | \$25,000                            |
|                          |   | Indian Summer Arts Society  | 15452 | \$47,000                            | \$47,000                            | \$47,000                            |
|                          |   | Kickstart Disability Arts and Culture                             | 15452 | \$25,000                            | \$25,000                            | \$25,000                            |
|                          |   | Kokoro Dance Theatre Society                                      | 15452 | \$60,000                            | \$60,000                            | \$60,000                            |
|                          |   | Latincouver Cultural & Business Society                           | 15452 | \$20,000                            | \$20,000                            | \$20,000                            |
|                          |   | Miscellaneous Productions Society                                 | 15452 | \$28,500                            | \$28,500                            | \$28,500                            |
|                          |   | Newworld Theatre Society  | 15452 | \$34,500                            | \$34,500                            | \$34,500                            |
|                          |   | Powell Street Festival Society                                    | 15452 | \$47,000                            | \$47,000                            | \$47,000                            |
|                          |   | Pride in Art Society  | 15452 | \$45,000                            | \$45,000                            | \$45,000                            |
|                          |   | PTC Playwrights Theatre Centre                                    | 15452 | \$45,000                            | \$45,000                            | \$45,000                            |
|                          |   | Raven Spirit Dance Society  | 15452 | \$25,000                            | \$25,000                            | \$25,000                            |

**A: Cumulative Council Approved Operating Grants for 2023 & Future Year Distribution** (including prior-year approved)

| Grant Portfolio   | Grant Stream  | Applicant   | RTS # | Sum of<br>Approved<br>(for FY 2023) | Sum of<br>Approved<br>(for FY 2024) | Sum of<br>Approved<br>(for FY 2025) |
|-------------------|---|---|-------|-------------------------------------|-------------------------------------|-------------------------------------|
| Arts and Culture* | Cultural Operating - Multi-Year Grant (COFM)              | Rosario Ancer Flamenco Arts Society (Flamenco Rosario)                | 15452 | \$24,000                            | \$24,000                            | \$24,000                            |
|                   |   | Ruby Slippers Productions Society                                     | 15452 | \$25,000                            | \$25,000                            | \$25,000                            |
|                   |   | Rumble Productions Society  | 15452 | \$30,000                            | \$30,000                            | \$30,000                            |
|                   |   | Satellite Video Exchange Society dba VIVO Media Arts Centre           | 15452 | \$37,500                            | \$37,500                            | \$37,500                            |
|                   |   | Savage Production Society   | 15452 | \$35,000                            | \$35,000                            | \$35,000                            |
|                   |   | Screaming Weenie Productions (Frank Theatre Compnay)                  | 15452 | \$25,000                            | \$25,000                            | \$25,000                            |
|                   |   | Sound of Dragon Society   | 15452 | \$15,000                            | \$15,000                            | \$15,000                            |
|                   |   | The Community Arts Council of Vancouver                               | 15452 | \$15,000                            | \$15,000                            | \$15,000                            |
|                   |   | The Documentary Media Society dba DOXA Documentary Film Festival      | 15452 | \$32,000                            | \$32,000                            | \$32,000                            |
|                   |   | The I.E. Artspeak Gallery Society                                     | 15452 | \$29,000                            | \$29,000                            | \$29,000                            |
|                   |   | The Vancouver Inter-Cultural Orchestra Society                        | 15452 | \$25,000                            | \$25,000                            | \$25,000                            |
|                   |   | The Vancouver Out on Screen Film and Video Society                    | 15452 | \$50,000                            | \$50,000                            | \$50,000                            |
|                   |   | Théâtre la Seizième   | 15452 | \$35,000                            | \$35,000                            | \$35,000                            |
|                   |   | TTS Theatre Terrific Society  | 15452 | \$20,000                            | \$20,000                            | \$20,000                            |
|                   |   | Urban Ink Production Society  | 15452 | \$55,000                            | \$55,000                            | \$55,000                            |
|                   |   | Vancouver Asian Canadian Theatre                                      | 15452 | \$30,000                            | \$30,000                            | \$30,000                            |
|                   |   | Vancouver International Bhangra Celebration                           | 15452 | \$20,000                            | \$20,000                            | \$20,000                            |
|                   |   | Vancouver International Centre for Contemporary Asian Art             | 15452 | \$37,000                            | \$37,000                            | \$37,000                            |
|                   |   | Vancouver International Dance Festival Society                        | 15452 | \$35,000                            | \$35,000                            | \$35,000                            |
|                   |   | Vancouver Latin American Cultural Centre Society                      | 15452 | \$20,000                            | \$20,000                            | \$20,000                            |
|                   |   | Vancouver Latin American Film Festival                                | 15452 | \$20,000                            | \$20,000                            | \$20,000                            |
|                   |   | Vancouver Moving Theatre Society                                      | 15452 | \$35,000                            | \$35,000                            | \$35,000                            |
|                   |   | Vancouver Poetry House Society  | 15452 | \$15,000                            | \$15,000                            | \$15,000                            |
|                   |   | Vines Art Festival Society  | 15452 | \$35,000                            | \$35,000                            | \$35,000                            |
|                   |   | Visceral Visions Society  | 15452 | \$23,000                            | \$23,000                            | \$23,000                            |
|                   |   | Visible Art Society (Grunt Gallery)                                   | 15452 | \$57,500                            | \$57,500                            | \$57,500                            |
|                   |   | Wen Wei Dance Society   | 15452 | \$20,000                            | \$20,000                            | \$20,000                            |
|                   |   | WePress Community Arts Space Society                                  | 15452 | \$30,000                            | \$30,000                            | \$30,000                            |
|                   |   | West Coast Feminist Literary Magazine Society                         | 15452 | \$25,000                            | \$25,000                            | \$25,000                            |
|                   |   | ZeeZee Theatre Society  | 15452 | \$22,500                            | \$22,500                            | \$22,500                            |
|                   | <b>Cultural Operating - Multi-Year Grant (COFM) Total</b> |   |       | <b>\$1,670,700</b>                  | <b>\$1,670,700</b>                  | <b>\$1,670,700</b>                  |
|                   | Cultural Operating Funding - Annual (COFA)                | 221A Artist Run Centre Society  | 15452 | \$12,000                            |                                     |                                     |
|                   |   |   | 15453 | \$20,500                            |                                     |                                     |
|                   |   | <i>221A Artist Run Centre Society Total</i>                           |       | <i>\$32,500</i>                     |                                     |                                     |
|                   |   | Axis Theatre Society  | 15452 | \$13,000                            |                                     |                                     |
|                   |   |   | 15453 | \$19,500                            |                                     |                                     |
|                   |   | <i>Axis Theatre Society Total</i>                                     |       | <i>\$32,500</i>                     |                                     |                                     |
|                   |   | Bard on the Beach Theatre Society                                     | 15452 | \$24,000                            |                                     |                                     |
|                   |   |   | 15453 | \$36,000                            |                                     |                                     |
|                   |   | <i>Bard on the Beach Theatre Society Total</i>                        |       | <i>\$60,000</i>                     |                                     |                                     |
|                   |   | Bill Reid Foundation  | 15452 | \$15,000                            |                                     |                                     |
|                   |   |   | 15453 | \$25,000                            |                                     |                                     |
|                   |   | <i>Bill Reid Foundation Total</i>                                     |       | <i>\$40,000</i>                     |                                     |                                     |
|                   |   | Boca Del Lupo Theatre   | 15452 | \$16,800                            |                                     |                                     |
|                   |   |   | 15453 | \$25,200                            |                                     |                                     |
|                   |   | <i>Boca Del Lupo Theatre Total</i>                                    |       | <i>\$42,000</i>                     |                                     |                                     |
|                   |   | British Columbia Alliance for Arts and Culture Society                | 15452 | \$18,000                            |                                     |                                     |
|                   |   |   | 15453 | \$23,000                            |                                     |                                     |
|                   |   | <i>British Columbia Alliance for Arts and Culture Society Total</i>   |       | <i>\$41,000</i>                     |                                     |                                     |
|                   |   | CAG Contemporary Art Gallery Society of British Columbia              | 15452 | \$30,000                            |                                     |                                     |
|                   |   |   | 15453 | \$45,000                            |                                     |                                     |
|                   |   | <i>CAG Contemporary Art Gallery Society of British Columbia Total</i> |       | <i>\$75,000</i>                     |                                     |                                     |
|                   |   | Canadian Music Centre/Centre de musique canadienne                    | 15452 | \$12,600                            |                                     |                                     |
|                   |   |   | 15453 | \$20,900                            |                                     |                                     |
|                   |   | <i>Canadian Music Centre/Centre de musique canadienne Total</i>       |       | <i>\$33,500</i>                     |                                     |                                     |
|                   |   | Carousel Theatre Society  | 15452 | \$12,800                            |                                     |                                     |
|                   |   |   | 15453 | \$19,200                            |                                     |                                     |
|                   |   | <i>Carousel Theatre Society Total</i>                                 |       | <i>\$32,000</i>                     |                                     |                                     |
|                   |   | Centre culturel francophone de Vancouver                              | 15452 | \$8,000                             |                                     |                                     |
|                   |   |   | 15453 | \$14,000                            |                                     |                                     |

**A: Cumulative Council Approved Operating Grants for 2023 & Future Year Distribution** (including prior-year approved)

| Grant Portfolio          | Grant Stream                        | Applicant  | RTS # | Sum of<br>Approved<br>(for FY 2023) | Sum of<br>Approved<br>(for FY 2024) | Sum of<br>Approved<br>(for FY 2025) |
|--------------------------|-------------------------------------|--|-------|-------------------------------------|-------------------------------------|-------------------------------------|
| <b>Arts and Culture*</b> | <b>Cultural Operating Funding -</b> | <i>Centre culturel francophone de Vancouver Total</i>              |       | \$22,000                            |                                     |                                     |
|                          |                                     | Chor Leoni Men's choir   | 15452 | \$8,000                             |                                     |                                     |
|                          |                                     |  | 15453 | \$12,000                            |                                     |                                     |
|                          |                                     | <i>Chor Leoni Men's choir Total</i>                                |       | \$20,000                            |                                     |                                     |
|                          |                                     | Cineworks Independent Filmmakers Society                           | 15452 | \$14,400                            |                                     |                                     |
|                          |                                     |  | 15453 | \$21,600                            |                                     |                                     |
|                          |                                     | <i>Cineworks Independent Filmmakers Society Total</i>              |       | \$36,000                            |                                     |                                     |
|                          |                                     | City Opera of Vancouver Society                                    | 15452 | \$6,000                             |                                     |                                     |
|                          |                                     |  | 15453 | \$9,000                             |                                     |                                     |
|                          |                                     | <i>City Opera of Vancouver Society Total</i>                       |       | \$15,000                            |                                     |                                     |
|                          |                                     | Craft Council of British Columbia                                  | 15452 | \$6,000                             |                                     |                                     |
|                          |                                     |  | 15453 | \$7,500                             |                                     |                                     |
|                          |                                     | <i>Craft Council of British Columbia Total</i>                     |       | \$13,500                            |                                     |                                     |
|                          |                                     | Danstabat Performance Society                                      | 15452 | \$8,000                             |                                     |                                     |
|                          |                                     |  | 15453 | \$12,000                            |                                     |                                     |
|                          |                                     | <i>Danstabat Performance Society Total</i>                         |       | \$20,000                            |                                     |                                     |
|                          |                                     | Eastside Arts Society  | 15452 | \$5,200                             |                                     |                                     |
|                          |                                     |  | 15453 | \$7,800                             |                                     |                                     |
|                          |                                     | <i>Eastside Arts Society Total</i>                                 |       | \$13,000                            |                                     |                                     |
|                          |                                     | EDAM Performing Arts Society                                       | 15452 | \$10,000                            |                                     |                                     |
|                          |                                     |  | 15453 | \$15,000                            |                                     |                                     |
|                          |                                     | <i>EDAM Performing Arts Society Total</i>                          |       | \$25,000                            |                                     |                                     |
|                          |                                     | Electric Company Theatre Society                                   | 15452 | \$14,000                            |                                     |                                     |
|                          |                                     |  | 15453 | \$21,000                            |                                     |                                     |
|                          |                                     | <i>Electric Company Theatre Society Total</i>                      |       | \$35,000                            |                                     |                                     |
|                          |                                     | Fight With a Stick Hybrid Performance Society                      | 15452 | \$4,600                             |                                     |                                     |
|                          |                                     |  | 15453 | \$6,400                             |                                     |                                     |
|                          |                                     | <i>Fight With a Stick Hybrid Performance Society Total</i>         |       | \$11,000                            |                                     |                                     |
|                          |                                     | First Pacific Theatre Society                                      | 15452 | \$8,400                             |                                     |                                     |
|                          |                                     |  | 15453 | \$12,600                            |                                     |                                     |
|                          |                                     | <i>First Pacific Theatre Society Total</i>                         |       | \$21,000                            |                                     |                                     |
|                          |                                     | Greater Vancouver International Film Festival                      | 15452 | \$30,000                            |                                     |                                     |
|                          |                                     |  | 15453 | \$45,000                            |                                     |                                     |
|                          |                                     | <i>Greater Vancouver International Film Festival Society Total</i> |       | \$75,000                            |                                     |                                     |
|                          |                                     | Hard Rubber New Music Society                                      | 15452 | \$6,000                             |                                     |                                     |
|                          |                                     |  | 15453 | \$9,000                             |                                     |                                     |
|                          |                                     | <i>Hard Rubber New Music Society Total</i>                         |       | \$15,000                            |                                     |                                     |
|                          |                                     | ITSAZOO Productions Society  | 15452 | \$5,200                             |                                     |                                     |
|                          |                                     |  | 15453 | \$7,800                             |                                     |                                     |
|                          |                                     | <i>ITSAZOO Productions Society Total</i>                           |       | \$13,000                            |                                     |                                     |
|                          |                                     | Joe Ink Performance Society  | 15452 | \$4,800                             |                                     |                                     |
|                          |                                     |  | 15453 | \$6,000                             |                                     |                                     |
|                          |                                     | <i>Joe Ink Performance Society Total</i>                           |       | \$10,800                            |                                     |                                     |
|                          |                                     | Karen Jamieson Dance Society                                       | 15452 | \$6,000                             |                                     |                                     |
|                          |                                     |  | 15453 | \$9,000                             |                                     |                                     |
|                          |                                     | <i>Karen Jamieson Dance Society Total</i>                          |       | \$15,000                            |                                     |                                     |
|                          |                                     | Kidd Pivot Performing Arts Society                                 | 15452 | \$10,080                            |                                     |                                     |
|                          |                                     |  | 15453 | \$15,120                            |                                     |                                     |
|                          |                                     | <i>Kidd Pivot Performing Arts Society Total</i>                    |       | \$25,200                            |                                     |                                     |
|                          |                                     | Live Biennial of Performance Art Society                           | 15452 | \$8,000                             |                                     |                                     |
|                          |                                     |  | 15453 | \$10,000                            |                                     |                                     |
|                          |                                     | <i>Live Biennial of Performance Art Society Total</i>              |       | \$18,000                            |                                     |                                     |
|                          |                                     | Malaspina Printmakers Society                                      | 15452 | \$10,000                            |                                     |                                     |
|                          |                                     |  | 15453 | \$15,000                            |                                     |                                     |
|                          |                                     | <i>Malaspina Printmakers Society Total</i>                         |       | \$25,000                            |                                     |                                     |
|                          |                                     | Movement Enterprises Society                                       | 15452 | \$4,410                             |                                     |                                     |
|                          |                                     |  | 15453 | \$6,615                             |                                     |                                     |
|                          |                                     | <i>Movement Enterprises Society Total</i>                          |       | \$11,025                            |                                     |                                     |
|                          |                                     | Music in the Morning Concert Society                               | 15452 | \$7,600                             |                                     |                                     |
|                          |                                     |  | 15453 | \$9,500                             |                                     |                                     |
|                          |                                     | <i>Music in the Morning Concert Society Total</i>                  |       | \$17,100                            |                                     |                                     |
|                          |                                     | Music on Main Society  | 15452 | \$20,000                            |                                     |                                     |
|                          |                                     |  | 15453 | \$30,000                            |                                     |                                     |
|                          |                                     | <i>Music on Main Society Total</i>                                 |       | \$50,000                            |                                     |                                     |
|                          |                                     | Musica Intima Society  | 15452 | \$8,400                             |                                     |                                     |
|                          |                                     |  | 15453 | \$14,600                            |                                     |                                     |
|                          |                                     | <i>Musica Intima Society Total</i>                                 |       | \$23,000                            |                                     |                                     |
|                          |                                     | New Forms Media Society  | 15452 | \$4,000                             |                                     |                                     |
|                          |                                     |  | 15453 | \$6,000                             |                                     |                                     |
|                          |                                     | <i>New Forms Media Society Total</i>                               |       | \$10,000                            |                                     |                                     |
|                          |                                     | New Orchestra Workshop Society                                     | 15452 | \$10,000                            |                                     |                                     |

**A: Cumulative Council Approved Operating Grants for 2023 & Future Year Distribution** (including prior-year approved)

| Grant Portfolio   | Grant Stream                 | Applicant  | RTS # | Sum of<br>Approved<br>(for FY 2023) | Sum of<br>Approved<br>(for FY 2024) | Sum of<br>Approved<br>(for FY 2025) |
|-------------------|------------------------------|--|-------|-------------------------------------|-------------------------------------|-------------------------------------|
| Arts and Culture* | Cultural Operating Funding - | New Orchestra Workshop Society   | 15453 | \$18,000                            |                                     |                                     |
|                   |                              | <i>New Orchestra Workshop Society Total</i>                                |       | \$28,000                            |                                     |                                     |
|                   |                              | New Performance Works Society  | 15452 | \$8,000                             |                                     |                                     |
|                   |                              |  | 15453 | \$12,000                            |                                     |                                     |
|                   |                              | <i>New Performance Works Society Total</i>                                 |       | \$20,000                            |                                     |                                     |
|                   |                              | Out Innerspace Dance Theatre and Film Society                              | 15452 | \$8,000                             |                                     |                                     |
|                   |                              |  | 15453 | \$18,000                            |                                     |                                     |
|                   |                              | <i>Out Innerspace Dance Theatre and Film Society Total</i>                 |       | \$26,000                            |                                     |                                     |
|                   |                              | Pacific Ballet British Columbia Society (Ballet BC)                        | 15452 | \$40,000                            |                                     |                                     |
|                   |                              |  | 15453 | \$60,000                            |                                     |                                     |
|                   |                              | <i>Pacific Ballet British Columbia Society (Ballet BC) Total</i>           |       | \$100,000                           |                                     |                                     |
|                   |                              | Pacific Cinematheque Pacifique   | 15452 | \$18,000                            |                                     |                                     |
|                   |                              |  | 15453 | \$27,000                            |                                     |                                     |
|                   |                              | <i>Pacific Cinematheque Pacifique Total</i>                                |       | \$45,000                            |                                     |                                     |
|                   |                              | Pacific Legal Education and Outreach Society (PLEO)                        | 15452 | \$6,000                             |                                     |                                     |
|                   |                              |  | 15453 | \$11,500                            |                                     |                                     |
|                   |                              | <i>Pacific Legal Education and Outreach Society (PLEO) Total</i>           |       | \$17,500                            |                                     |                                     |
|                   |                              | Pink Ink Theatre Productions Association                                   | 15452 | \$8,000                             |                                     |                                     |
|                   |                              |  | 15453 | \$12,000                            |                                     |                                     |
|                   |                              | <i>Pink Ink Theatre Productions Association Total</i>                      |       | \$20,000                            |                                     |                                     |
|                   |                              | Projectile Publishing Society  | 15452 | \$5,200                             |                                     |                                     |
|                   |                              |  | 15453 | \$7,800                             |                                     |                                     |
|                   |                              | <i>Projectile Publishing Society Total</i>                                 |       | \$13,000                            |                                     |                                     |
|                   |                              | PuSH International Performing Arts Festival Society                        | 15452 | \$32,000                            |                                     |                                     |
|                   |                              |  | 15453 | \$48,000                            |                                     |                                     |
|                   |                              | <i>PuSH International Performing Arts Festival Society Total</i>           |       | \$80,000                            |                                     |                                     |
|                   |                              | Radix Theatre Society  | 15452 | \$3,000                             |                                     |                                     |
|                   |                              |  | 15453 | \$4,500                             |                                     |                                     |
|                   |                              | <i>Radix Theatre Society Total</i>   |       | \$7,500                             |                                     |                                     |
|                   |                              | Realwheels Society   | 15452 | \$10,000                            |                                     |                                     |
|                   |                              |  | 15453 | \$15,000                            |                                     |                                     |
|                   |                              | <i>Realwheels Society Total</i>  |       | \$25,000                            |                                     |                                     |
|                   |                              | Redshift Music Society   | 15452 | \$6,800                             |                                     |                                     |
|                   |                              |  | 15453 | \$8,500                             |                                     |                                     |
|                   |                              | <i>Redshift Music Society Total</i>  |       | \$15,300                            |                                     |                                     |
|                   |                              | Reel 2 Real: A Celebration of Moving Images For Youth Society              | 15452 | \$7,200                             |                                     |                                     |
|                   |                              |  | 15453 | \$10,800                            |                                     |                                     |
|                   |                              | <i>Reel 2 Real: A Celebration of Moving Images For Youth Society Total</i> |       | \$18,000                            |                                     |                                     |
|                   |                              | Rice and Beans Theatre Society   | 15452 | \$7,200                             |                                     |                                     |
|                   |                              |  | 15453 | \$16,000                            |                                     |                                     |
|                   |                              | <i>Rice and Beans Theatre Society Total</i>                                |       | \$23,200                            |                                     |                                     |
|                   |                              | Secret Lantern Society   | 15452 | \$5,280                             |                                     |                                     |
|                   |                              |  | 15453 | \$7,920                             |                                     |                                     |
|                   |                              | <i>Secret Lantern Society Total</i>  |       | \$13,200                            |                                     |                                     |
|                   |                              | Seismic Shift Arts Society (Dance House)                                   | 15452 | \$8,400                             |                                     |                                     |
|                   |                              |  | 15453 | \$12,600                            |                                     |                                     |
|                   |                              | <i>Seismic Shift Arts Society (Dance House) Total</i>                      |       | \$21,000                            |                                     |                                     |
|                   |                              | Snichim Foundation Society   | 15452 | \$7,000                             |                                     |                                     |
|                   |                              |  | 15453 | \$10,500                            |                                     |                                     |
|                   |                              | <i>Snichim Foundation Society Total</i>                                    |       | \$17,500                            |                                     |                                     |
|                   |                              | Still Moon Arts Society  | 15452 | \$6,000                             |                                     |                                     |
|                   |                              |  | 15453 | \$9,000                             |                                     |                                     |
|                   |                              | <i>Still Moon Arts Society Total</i>                                       |       | \$15,000                            |                                     |                                     |
|                   |                              | Sub-Terrain Literary Collective Society                                    | 15452 | \$4,800                             |                                     |                                     |
|                   |                              |  | 15453 | \$6,000                             |                                     |                                     |
|                   |                              | <i>Sub-Terrain Literary Collective Society Total</i>                       |       | \$10,800                            |                                     |                                     |
|                   |                              | The Art Starts in Schools Society  | 15452 | \$10,800                            |                                     |                                     |
|                   |                              |  | 15453 | \$17,700                            |                                     |                                     |
|                   |                              | <i>The Art Starts in Schools Society Total</i>                             |       | \$28,500                            |                                     |                                     |
|                   |                              | The Arts Club of Vancouver Theatre Society                                 | 15452 | \$60,800                            |                                     |                                     |
|                   |                              |  | 15453 | \$91,200                            |                                     |                                     |
|                   |                              | <i>The Arts Club of Vancouver Theatre Society Total</i>                    |       | \$152,000                           |                                     |                                     |
|                   |                              | The Association of Book Publishers of British Columbia                     | 15452 | \$9,200                             |                                     |                                     |
|                   |                              |  | 15453 | \$13,800                            |                                     |                                     |

**A: Cumulative Council Approved Operating Grants for 2023 & Future Year Distribution** (including prior-year approved)

| Grant Portfolio          | Grant Stream  | Applicant   | RTS # | Sum of<br>Approved<br>(for FY 2023) | Sum of<br>Approved<br>(for FY 2024) | Sum of<br>Approved<br>(for FY 2025) |
|--------------------------|---|---|-------|-------------------------------------|-------------------------------------|-------------------------------------|
| <b>Arts and Culture*</b> | <b>Cultural Operating Funding -<br/>Annual (COFA)</b> | <i>The Association of Book Publishers of British<br/>Columbia Total</i> |       | \$23,000                            |                                     |                                     |
|                          |   | The Chop Theatre Society  | 15452 | \$4,800                             |                                     |                                     |
|                          |   |   | 15453 | \$7,200                             |                                     |                                     |
|                          |   | <i>The Chop Theatre Society Total</i>                                   |       | \$12,000                            |                                     |                                     |
|                          |   | The Coastal Jazz & Blues Society  | 15452 | \$36,000                            |                                     |                                     |
|                          |   |   | 15453 | \$56,000                            |                                     |                                     |
|                          |   | <i>The Coastal Jazz &amp; Blues Society Total</i>                       |       | \$92,000                            |                                     |                                     |
|                          |   | The Dancing on the Edge Festival Society                                | 15452 | \$10,600                            |                                     |                                     |
|                          |   |   | 15453 | \$14,400                            |                                     |                                     |
|                          |   | <i>The Dancing on the Edge Festival Society Total</i>                   |       | \$25,000                            |                                     |                                     |
|                          |   | The Firehall Theatre Society  | 15452 | \$30,000                            |                                     |                                     |
|                          |   |   | 15453 | \$45,000                            |                                     |                                     |
|                          |   | <i>The Firehall Theatre Society Total</i>                               |       | \$75,000                            |                                     |                                     |
|                          |   | The Geist Foundation  | 15452 | \$5,400                             |                                     |                                     |
|                          |   |   | 15453 | \$8,100                             |                                     |                                     |
|                          |   | <i>The Geist Foundation Total</i>                                       |       | \$13,500                            |                                     |                                     |
|                          |   | The Green Thumb Players Society   | 15452 | \$24,000                            |                                     |                                     |
|                          |   |   | 15453 | \$36,000                            |                                     |                                     |
|                          |   | <i>The Green Thumb Players Society Total</i>                            |       | \$60,000                            |                                     |                                     |
|                          |   | The Mascal Dance Society  | 15452 | \$6,000                             |                                     |                                     |
|                          |   |   | 15453 | \$9,000                             |                                     |                                     |
|                          |   | <i>The Mascal Dance Society Total</i>                                   |       | \$15,000                            |                                     |                                     |
|                          |   | The Only Animal Theatre Society   | 15452 | \$5,700                             |                                     |                                     |
|                          |   |   | 15453 | \$8,550                             |                                     |                                     |
|                          |   | <i>The Only Animal Theatre Society Total</i>                            |       | \$14,250                            |                                     |                                     |
|                          |   | The Or Gallery Society  | 15452 | \$13,600                            |                                     |                                     |
|                          |   |   | 15453 | \$20,400                            |                                     |                                     |
|                          |   | <i>The Or Gallery Society Total</i>                                     |       | \$34,000                            |                                     |                                     |
|                          |   | The Plastic Orchid Factory Society                                      | 15452 | \$6,000                             |                                     |                                     |
|                          |   |   | 15453 | \$9,000                             |                                     |                                     |
|                          |   | <i>The Plastic Orchid Factory Society Total</i>                         |       | \$15,000                            |                                     |                                     |
|                          |   | The Vancouver Book and Magazine Fair                                    | 15452 | \$6,000                             |                                     |                                     |
|                          |   |   | 15453 | \$9,000                             |                                     |                                     |
|                          |   | <i>The Vancouver Book and Magazine Fair Total</i>                       |       | \$15,000                            |                                     |                                     |
|                          |   | The Vancouver Cantata Society   | 15452 | \$6,600                             |                                     |                                     |
|                          |   |   | 15453 | \$9,900                             |                                     |                                     |
|                          |   | <i>The Vancouver Cantata Society Total</i>                              |       | \$16,500                            |                                     |                                     |
|                          |   | The Vancouver East Cultural Centre                                      | 15452 | \$60,000                            |                                     |                                     |
|                          |   |   | 15453 | \$95,500                            |                                     |                                     |
|                          |   | <i>The Vancouver East Cultural Centre Total</i>                         |       | \$155,500                           |                                     |                                     |
|                          |   | The Vancouver Folk Music Festival Society                               | 15452 | \$32,000                            |                                     |                                     |
|                          |   |   | 15453 | \$28,000                            |                                     |                                     |
|                          |   | <i>The Vancouver Folk Music Festival Society Total</i>                  |       | \$60,000                            |                                     |                                     |
|                          |   | The Vancouver Fringe Theatre Society                                    | 15452 | \$16,000                            |                                     |                                     |
|                          |   |   | 15453 | \$24,000                            |                                     |                                     |
|                          |   | <i>The Vancouver Fringe Theatre Society Total</i>                       |       | \$40,000                            |                                     |                                     |
|                          |   | The Vancouver International Writers Festival Society                    | 15452 | \$26,000                            |                                     |                                     |
|                          |   |   | 15453 | \$39,000                            |                                     |                                     |
|                          |   | <i>The Vancouver International Writers Festival Society<br/>Total</i>   |       | \$65,000                            |                                     |                                     |
|                          |   | The Western Front Society   | 15452 | \$17,600                            |                                     |                                     |
|                          |   |   | 15453 | \$28,400                            |                                     |                                     |
|                          |   | <i>The Western Front Society Total</i>                                  |       | \$46,000                            |                                     |                                     |
|                          |   | Theatre Replacement Society   | 15452 | \$10,000                            |                                     |                                     |
|                          |   |   | 15453 | \$20,000                            |                                     |                                     |
|                          |   | <i>Theatre Replacement Society Total</i>                                |       | \$30,000                            |                                     |                                     |
|                          |   | Touchstone Theatre Society  | 15452 | \$14,000                            |                                     |                                     |
|                          |   |   | 15453 | \$17,500                            |                                     |                                     |
|                          |   | <i>Touchstone Theatre Society Total</i>                                 |       | \$31,500                            |                                     |                                     |
|                          |   | Turning Point Ensemble  | 15452 | \$12,400                            |                                     |                                     |
|                          |   |   | 15453 | \$18,600                            |                                     |                                     |
|                          |   | <i>Turning Point Ensemble Total</i>                                     |       | \$31,000                            |                                     |                                     |
|                          |   | UNIT/PITT Society for Art and Critical Awareness                        | 15452 | \$6,400                             |                                     |                                     |
|                          |   |   | 15453 | \$10,600                            |                                     |                                     |
|                          |   | <i>UNIT/PITT Society for Art and Critical Awareness<br/>Total</i>       |       | \$17,000                            |                                     |                                     |
|                          |   | Up in The Air Theatre Society   | 15452 | \$6,000                             |                                     |                                     |
|                          |   |   | 15453 | \$11,000                            |                                     |                                     |
|                          |   | <i>Up in The Air Theatre Society Total</i>                              |       | \$17,000                            |                                     |                                     |
|                          |   | Vancouver Access Artist Run Centre                                      | 15452 | \$9,400                             |                                     |                                     |
|                          |   |   | 15453 | \$14,100                            |                                     |                                     |



**A: Cumulative Council Approved Operating Grants for 2023 & Future Year Distribution** (including prior-year approved)

| Grant Portfolio          | Grant Stream   | Applicant  | RTS #           | Sum of<br>Approved<br>(for FY 2023) | Sum of<br>Approved<br>(for FY 2024) | Sum of<br>Approved<br>(for FY 2025) |
|--------------------------|--|--|-----------------|-------------------------------------|-------------------------------------|-------------------------------------|
| <b>Arts and Culture*</b> | <b>Cultural Operating Funding -</b>                        | <i>Vancouver Access Artist Run Centre Total</i>                  |                 | \$23,500                            |                                     |                                     |
|                          |  | Vancouver Chamber Choir  | 15452           | \$8,000                             |                                     |                                     |
|                          |  |  | 15453           | \$12,000                            |                                     |                                     |
|                          |  | <i>Vancouver Chamber Choir Total</i>                             |                 | \$20,000                            |                                     |                                     |
|                          |  | Vancouver Choral Arts Society                                    | 15452           | \$8,000                             |                                     |                                     |
|                          |  |  | 15453           | \$15,500                            |                                     |                                     |
|                          |  | <i>Vancouver Choral Arts Society Total</i>                       |                 | \$23,500                            |                                     |                                     |
|                          |  | Vancouver Independent Music Centre Society                       | 15452           | \$6,000                             |                                     |                                     |
|                          |  |  | 15453           | \$11,000                            |                                     |                                     |
|                          |  | <i>Vancouver Independent Music Centre Society Total</i>          |                 | \$17,000                            |                                     |                                     |
|                          |  | Vancouver International Children's Festival Society              | 15452           | \$53,600                            |                                     |                                     |
|                          |  |  | 15453           | \$80,400                            |                                     |                                     |
|                          |  | <i>Vancouver International Children's Festival Society Total</i> |                 | \$134,000                           |                                     |                                     |
|                          |  | Vancouver Jewish Film Centre Society                             | 15452           | \$4,000                             |                                     |                                     |
|                          |  |  | 15453           | \$5,000                             |                                     |                                     |
|                          |  | <i>Vancouver Jewish Film Centre Society Total</i>                |                 | \$9,000                             |                                     |                                     |
|                          |  | Vancouver New Music Society                                      | 15452           | \$12,800                            |                                     |                                     |
|                          |  |  | 15453           | \$16,000                            |                                     |                                     |
|                          |  | <i>Vancouver New Music Society Total</i>                         |                 | \$28,800                            |                                     |                                     |
|                          |  | Vancouver Opera Association                                      | 15452           | \$22,000                            |                                     |                                     |
|                          |  |  | 15453           | \$33,000                            |                                     |                                     |
|                          |  | <i>Vancouver Opera Association Total</i>                         |                 | \$55,000                            |                                     |                                     |
|                          |  | Vancouver Society for Early Music                                | 15452           | \$20,900                            |                                     |                                     |
|                          |  |  | 15453           | \$31,350                            |                                     |                                     |
|                          |  | <i>Vancouver Society for Early Music Total</i>                   |                 | \$52,250                            |                                     |                                     |
|                          |  | Vancouver Symphony Society                                       | 15452           | \$26,000                            |                                     |                                     |
|                          |  |  | 15453           | \$34,000                            |                                     |                                     |
|                          |  | <i>Vancouver Symphony Society Total</i>                          |                 | \$60,000                            |                                     |                                     |
|                          |  | Vancouver West Side Theatre Society                              | 15452           | \$12,000                            |                                     |                                     |
|                          |  |  | 15453           | \$18,000                            |                                     |                                     |
|                          |  | <i>Vancouver West Side Theatre Society Total</i>                 |                 | \$30,000                            |                                     |                                     |
|                          |  | VDC Dance Centre Society   | 15452           | \$36,000                            |                                     |                                     |
|                          |  |  | 15453           | \$54,000                            |                                     |                                     |
|                          |  | <i>VDC Dance Centre Society Total</i>                            |                 | \$90,000                            |                                     |                                     |
|                          |  | Western Theatre Conspiracy Arts Society                          | 15452           | \$7,600                             |                                     |                                     |
|                          |  |  | 15453           | \$17,400                            |                                     |                                     |
|                          |  | <i>Western Theatre Conspiracy Arts Society Total</i>             |                 | \$25,000                            |                                     |                                     |
|                          |  | <b>Cultural Operating Funding - Annual (COFA) Total</b>          |                 | <b>\$3,095,925</b>                  |                                     |                                     |
|                          | <b>Cultural Operating Funding - Institutions (COFI)</b>    | A.S.T.C. Science World Society                                   | 15452           | \$26,250                            |                                     |                                     |
|                          |  |  | 15453           | \$78,750                            |                                     |                                     |
|                          |  | <i>A.S.T.C. Science World Society Total</i>                      |                 | \$105,000                           |                                     |                                     |
|                          |  | H.R. MacMillan Space Centre Society                              | 15452           | \$129,850                           |                                     |                                     |
|                          |  |  | 15453           | \$364,550                           |                                     |                                     |
|                          |  | <i>H.R. MacMillan Space Centre Society Total</i>                 |                 | \$494,400                           |                                     |                                     |
|                          |  | The Vancouver Art Gallery Association                            | 15452           | \$530,670                           |                                     |                                     |
|                          |  |  | 15453           | \$1,592,010                         |                                     |                                     |
|                          |  | <i>The Vancouver Art Gallery Association Total</i>               |                 | \$2,122,680                         |                                     |                                     |
|                          |  | The Vancouver Maritime Museum Society                            | 15452           | \$100,000                           |                                     |                                     |
|                          |  |  | 15453           | \$300,000                           |                                     |                                     |
|                          |  | <i>The Vancouver Maritime Museum Society Total</i>               |                 | \$400,000                           |                                     |                                     |
|                          |  | Vancouver Museum Society dba Museum of Vancouver                 | 15452           | \$189,500                           |                                     |                                     |
|                          |  |  | 15453           | \$568,500                           |                                     |                                     |
|                          |  | <i>Vancouver Museum Society dba Museum of Vancouver Total</i>    |                 | \$758,000                           |                                     |                                     |
|                          |  | <b>Cultural Operating Funding - Institutions (COFI) Total</b>    |                 | <b>\$3,880,080</b>                  |                                     |                                     |
|                          | <b>Cultural Projects - Cultural Learning &amp; Sharing</b> | Dance//Novella Arts Society                                      | 15455 Re: 14814 | \$13,600                            |                                     |                                     |
|                          |  | Furture Arts network Society                                     | 15455 Re: 14814 | \$20,000                            |                                     |                                     |
|                          |  | Future Leisure Performance Society                               | 15455 Re: 14814 | \$20,000                            |                                     |                                     |
|                          |  | Kinesis Dance Society  | 15455 Re: 14814 | \$2,500                             |                                     |                                     |
|                          |  | Little Mountain Gallery Community Arts Performance Association   | 15455 Re: 14814 | \$4,000                             |                                     |                                     |
|                          |  | Müzewest Concerts Society  | 15455 Re: 14814 | \$904                               |                                     |                                     |
|                          |  | New Performance Works Society                                    | 15455 Re: 14814 | \$20,000                            |                                     |                                     |
|                          |  | Open Access Foundation for Arts & Culture                        | 15455 Re: 14814 | \$10,000                            |                                     |                                     |
|                          |  | Racial Equity Screen Office                                      | 15455 Re: 14814 | \$10,000                            |                                     |                                     |
|                          |  | The Biting School Society  | 15455 Re: 14814 | \$15,000                            |                                     |                                     |
|                          |  | The Frank Theatre Company  | 15455 Re: 14814 | \$13,116                            |                                     |                                     |
|                          |  |  |                 |                                     |                                     |                                     |

**A: Cumulative Council Approved Operating Grants for 2023 & Future Year Distribution** (including prior-year approved)

| Grant Portfolio          | Grant Stream   | Applicant  | RTS #           | Sum of<br>Approved<br>(for FY 2023) | Sum of<br>Approved<br>(for FY 2024) | Sum of<br>Approved<br>(for FY 2025) |
|--------------------------|--|--|-----------------|-------------------------------------|-------------------------------------|-------------------------------------|
| <b>Arts and Culture*</b> | <b>Cultural Projects - Cultural</b>                              | Vancouver Moving Theatre Society   | 15455 Re: 14814 | \$18,000                            |                                     |                                     |
|                          |  | Vancouver Pride Society  | 15455 Re: 14814 | \$9,800                             |                                     |                                     |
|                          |  | Vantage Point Strategies Society   | 15455 Re: 14814 | \$10,000                            |                                     |                                     |
|                          |  | Vines Art Festival Society   | 15455 Re: 14814 | \$20,000                            |                                     |                                     |
|                          |  | VocalEye Descriptive Arts Society  | 15455 Re: 14814 | \$13,500                            |                                     |                                     |
|                          | <b>Cultural Projects - Cultural Learning &amp; Sharing Total</b> |  |                 | <b>\$200,420</b>                    |                                     |                                     |
|                          | <b>Individual Artists Fund</b>                                   | The Art Starts in Schools Society  | 15455           | \$60,000                            |                                     |                                     |
|                          | <b>Individual Artists Fund Total</b>                             |  |                 | <b>\$60,000</b>                     |                                     |                                     |
|                          | <b>Theatre Rental</b>  | All My Relations Indigenous Society  | 15583           | \$53,865                            |                                     |                                     |
|                          |  | Allegra Chamber Orchestra Society  | 15583           |                                     | \$1,555                             |                                     |
|                          |  | Arts Umbrella Association  | 14874           | \$32,060                            |                                     |                                     |
|                          |  |  | 15583           | \$40,075                            | \$33,005                            |                                     |
|                          |  | <i>Arts Umbrella Association Total</i>   |                 | \$72,135                            | \$33,005                            |                                     |
|                          |  | Asian-Canadian Special Events Association                                      | 14874           | \$4,530                             |                                     |                                     |
|                          |  |  | 15583           | \$22,550                            | \$11,540                            |                                     |
|                          |  | <i>Asian-Canadian Special Events Association Total</i>                         |                 | \$27,080                            | \$11,540                            |                                     |
|                          |  | Astrolabe Musik Theatre Society  | 14874           | \$11,455                            |                                     |                                     |
|                          |  |  | 15583           |                                     | \$2,335                             |                                     |
|                          |  | Ballet B.C. (Pacific Ballet British Columbia Society)                          | 14874           | \$127,940                           |                                     |                                     |
|                          |  | BC Chinese Music Association   | 14874           | \$1,510                             |                                     |                                     |
|                          |  |  | 15583           |                                     | \$3,110                             |                                     |
|                          |  | BLACKOUT ART SOCIETY   | 14874           | \$4,530                             |                                     |                                     |
|                          |  |  | 15583           |                                     | \$4,715                             |                                     |
|                          |  | Blueridge Chamber Music Society  | 14874           | \$3,020                             |                                     |                                     |
|                          |  |  | 15583           |                                     | \$3,110                             |                                     |
|                          |  | Caravan World Rhythms Society  | 14874           | \$15,785                            |                                     |                                     |
|                          |  |  | 15583           |                                     | \$4,715                             |                                     |
|                          |  |  | 15583A          | -\$4,580                            |                                     |                                     |
|                          |  | <i>Caravan World Rhythms Society Total</i>                                     |                 | \$11,205                            | \$4,715                             |                                     |
|                          |  | Chor Leoni Men's choir   | 14874           | \$755                               |                                     |                                     |
|                          |  |  | 15583           |                                     | \$780                               |                                     |
|                          |  | Circus 3 Arts Society (Sophisticated Laughter Theatrical Society)              | 14874           | \$11,455                            |                                     |                                     |
|                          |  |  | 15583           | \$9,435                             | \$9,430                             |                                     |
|                          |  | <i>Circus 3 Arts Society (Sophisticated Laughter Theatrical Society) Total</i> |                 | \$20,890                            | \$9,430                             |                                     |
|                          |  | DanceHouse (Seismic Shift Arts Society)  | 14874           | \$52,695                            |                                     |                                     |
|                          |  | eatART Foundation  | 14874           | \$11,455                            |                                     |                                     |
|                          |  | Erato Ensemble Society   | 14874           | \$1,510                             |                                     |                                     |
|                          |  |  | 15583           | \$1,555                             | \$1,555                             |                                     |
|                          |  | <i>Erato Ensemble Society Total</i>  |                 | \$3,065                             | \$1,555                             |                                     |
|                          |  | Flamenco Rosario (Rosario Ancer Flamenco Arts Society)                         | 14874           | \$1,510                             |                                     |                                     |
|                          |  | Friends of Chamber Music   | 14874           | \$21,745                            |                                     |                                     |
|                          |  |  | 15583           | \$17,675                            | \$23,575                            |                                     |
|                          |  | <i>Friends of Chamber Music Total</i>  |                 | \$39,420                            | \$23,575                            |                                     |
|                          |  | Full Circle: First Nations Performance Society                                 | 14874           | \$12,845                            |                                     |                                     |
|                          |  |  | 15583A          | -\$9,825                            |                                     |                                     |
|                          |  | <i>Full Circle: First Nations Performance Society Total</i>                    |                 | \$3,020                             |                                     |                                     |
|                          |  | Greater Vancouver International Film Festival                                  | 15583           | \$140,080                           |                                     |                                     |
|                          |  | Heroic Opera Society   | 14874           | \$3,020                             |                                     |                                     |
|                          |  |  | 15583           |                                     | \$3,110                             |                                     |
|                          |  | Indian Summer Arts Society   | 14874           | \$13,750                            |                                     |                                     |
|                          |  | Karen Flamenco Dance Society   | 14874           | \$11,455                            |                                     |                                     |
|                          |  |  | 15583           |                                     | \$11,795                            |                                     |
|                          |  | Latincouver Cultural & Business Society  | 14874           | \$4,580                             |                                     |                                     |
|                          |  | Mexican Dance Vancouver Society  | 14874           | \$4,580                             |                                     |                                     |
|                          |  |  | 15583           | \$4,715                             |                                     |                                     |
|                          |  | <i>Mexican Dance Vancouver Society Total</i>                                   |                 | \$9,295                             |                                     |                                     |
|                          |  | Movement Dance Productions Society   | 14874           | \$11,455                            |                                     |                                     |
|                          |  | Music on Main Society  | 14874           | \$6,040                             |                                     |                                     |
|                          |  |  | 15583           | \$4,665                             | \$28,290                            |                                     |
|                          |  |  | 15583A          | -\$755                              |                                     |                                     |
|                          |  | <i>Music on Main Society Total</i>   |                 | \$9,950                             | \$28,290                            |                                     |
|                          |  | Musica Intima Society  | 15583           |                                     | \$3,110                             |                                     |
|                          |  | Muzewest Concerts Society  | 14874           | \$3,020                             |                                     |                                     |
|                          |  |  | 15583           | \$1,555                             | \$3,110                             |                                     |
|                          |  | <i>Muzewest Concerts Society Total</i>   |                 | \$4,575                             | \$3,110                             |                                     |
|                          |  | Nahualli Folklore Society  | 15583           | \$1,555                             |                                     |                                     |
|                          |  | New Performance Works Society  | 15583           | \$6,225                             | \$3,110                             |                                     |
|                          |  | Pacific Ballet British Columbia Society (Ballet BC)                            | 15583           | \$69,750                            | \$131,795                           |                                     |

**A: Cumulative Council Approved Operating Grants for 2023 & Future Year Distribution** (including prior-year approved)

| Grant Portfolio   | Grant Stream   | Applicant   | RTS #  | Sum of<br>Approved<br>(for FY 2023) | Sum of<br>Approved<br>(for FY 2024) | Sum of<br>Approved<br>(for FY 2025) |
|-------------------|----------------|---|--------|-------------------------------------|-------------------------------------|-------------------------------------|
| Arts and Culture* | Theatre Rental | Persian Culture and Art Institute Association (PERCAI)              | 14874  | \$11,205                            |                                     |                                     |
|                   |                |   | 15583  |                                     | \$11,540                            |                                     |
|                   |                |   | 15583A | -\$11,205                           |                                     |                                     |
|                   |                | <i>Persian Culture and Art Institute Association (PERCAI) Total</i> |        | \$0                                 | \$11,540                            |                                     |
|                   |                | Pro Musica Society of Vancouver (Vancouver Pro Musica)              | 15583  |                                     | \$1,555                             |                                     |
|                   |                | Promethean Theatre Company  | 14874  | \$9,060                             |                                     |                                     |
|                   |                |   | 15583A | -\$9,060                            |                                     |                                     |
|                   |                | <i>Promethean Theatre Company Total</i>                             |        | \$0                                 |                                     |                                     |
|                   |                | PuSH International Performing Arts Festival Society                 | 14874  | \$31,215                            |                                     |                                     |
|                   |                |   | 15583  |                                     | \$32,835                            |                                     |
|                   |                |   | 15583A | -\$400                              |                                     |                                     |
|                   |                | <i>PuSH International Performing Arts Festival Society Total</i>    |        | \$30,815                            | \$32,835                            |                                     |
|                   |                | Raven Spirit Dance Society  | 14874  | \$6,040                             |                                     |                                     |
|                   |                |   | 15583A | -\$755                              |                                     |                                     |
|                   |                | <i>Raven Spirit Dance Society Total</i>                             |        | \$5,285                             |                                     |                                     |
|                   |                | re:Naissance Opera  | 15583  | \$9,340                             |                                     |                                     |
|                   |                | Rosario Ancer Flamenco Arts Society (Flamenco Rosario)              | 15583  |                                     | \$1,555                             |                                     |
|                   |                | Seismic Shift Arts Society (Dance House)                            | 15583  | \$25,370                            | \$54,245                            |                                     |
|                   |                |   | 15583A | -\$565                              |                                     |                                     |
|                   |                | <i>Seismic Shift Arts Society (Dance House) Total</i>               |        | \$24,805                            | \$54,245                            |                                     |
|                   |                | Sound of Dragon Society   | 14874  | \$5,285                             |                                     |                                     |
|                   |                |   | 15583  | \$3,115                             | \$3,110                             |                                     |
|                   |                |   | 15583A | -\$1,510                            |                                     |                                     |
|                   |                | <i>Sound of Dragon Society Total</i>                                |        | \$6,890                             | \$3,110                             |                                     |
|                   |                | Taiwanese Canadian Cultural Society                                 | 14874  | \$4,580                             |                                     |                                     |
|                   |                |   | 15583  |                                     | \$4,715                             |                                     |
|                   |                | The Coastal Jazz & Blues Society                                    | 15583  | \$15,545                            | \$62,180                            |                                     |
|                   |                |   | 15583A | -\$21,020                           |                                     |                                     |
|                   |                | <i>The Coastal Jazz &amp; Blues Society Total</i>                   |        | -\$5,475                            | \$62,180                            |                                     |
|                   |                | The Coastal Jazz and Blues Society                                  | 14874  | \$60,360                            |                                     |                                     |
|                   |                | The Community Arts Council of Vancouver                             | 14874  | \$1,510                             |                                     |                                     |
|                   |                |   | 15583  |                                     | \$3,110                             |                                     |
|                   |                | The Documentary Media Society (DOXA Documentary Film Festival)      | 15583  |                                     | \$4,715                             |                                     |
|                   |                | The Frank Theatre (Screaming Weenie Productions)                    | 14874  | \$7,550                             |                                     |                                     |
|                   |                | The Frank Theatre Company   | 15583A | -\$4,530                            |                                     |                                     |
|                   |                | <i>The Frank Theatre Company Total</i>                              |        | -\$4,530                            |                                     |                                     |
|                   |                | The Mascal Dance Society  | 15583  |                                     | \$3,110                             |                                     |
|                   |                | <i>The Mascal Dance Society Total</i>                               |        |                                     | \$3,110                             |                                     |
|                   |                | The Standing Wave Society   | 14874  | \$3,020                             |                                     |                                     |
|                   |                |   | 15583  |                                     | \$3,110                             |                                     |
|                   |                |   | 15583A | -\$1,510                            |                                     |                                     |
|                   |                | <i>The Standing Wave Society Total</i>                              |        | \$1,510                             | \$3,110                             |                                     |
|                   |                | The Vancouver Bach Choir  | 14874  | \$27,150                            |                                     |                                     |
|                   |                |   | 15583  | \$34,790                            | \$29,520                            |                                     |
|                   |                | <i>The Vancouver Bach Choir Total</i>                               |        | \$61,940                            | \$29,520                            |                                     |
|                   |                | The Vancouver Cantata Society                                       | 14874  | \$1,510                             |                                     |                                     |
|                   |                |   | 15583  |                                     | \$1,555                             |                                     |
|                   |                | The Vancouver Chinese Singers Society                               | 14874  | \$4,580                             |                                     |                                     |
|                   |                |   | 15583  |                                     | \$4,715                             |                                     |
|                   |                | The Vancouver Chopin Society  | 14874  | \$6,850                             |                                     |                                     |
|                   |                |   | 15583  | \$3,530                             | \$11,540                            |                                     |
|                   |                | <i>The Vancouver Chopin Society Total</i>                           |        | \$10,380                            | \$11,540                            |                                     |
|                   |                | The Vancouver Inter-Cultural Orchestra Society                      | 14874  | \$1,510                             |                                     |                                     |
|                   |                |   | 15583  | \$1,555                             | \$1,555                             |                                     |
|                   |                | <i>The Vancouver Inter-Cultural Orchestra Society Total</i>         |        | \$3,065                             | \$1,555                             |                                     |
|                   |                | The Vancouver International Writers Festival Society                | 14874  | \$4,580                             |                                     |                                     |
|                   |                |   | 15583  | \$9,430                             | \$4,715                             |                                     |
|                   |                |   | 15583A | -\$3,070                            |                                     |                                     |
|                   |                | <i>The Vancouver International Writers Festival Society Total</i>   |        | \$10,940                            | \$4,715                             |                                     |
|                   |                | The Vancouver Men's Chorus  | 15583  | \$23,580                            |                                     |                                     |
|                   |                | The Vancouver Out on Screen Film and Video Society                  | 14874  | \$13,740                            |                                     |                                     |
|                   |                |   | 15583  |                                     | \$14,145                            |                                     |
|                   |                | Time Will Tell Arts Society   | 15583  |                                     | \$3,115                             |                                     |
|                   |                | Turning Point Ensemble  | 14874  | \$1,510                             |                                     |                                     |

**A: Cumulative Council Approved Operating Grants for 2023 & Future Year Distribution** (including prior-year approved)

| Grant Portfolio                             | Grant Stream   | Applicant  | RTS #                        | Sum of<br>Approved<br>(for FY 2023)   | Sum of<br>Approved<br>(for FY 2024) | Sum of<br>Approved<br>(for FY 2025) |             |             |
|---|----------------|--|------------------------------|---|-------------------------------------|-------------------------------------|-------------|-------------|
| Arts and Culture*                           | Theatre Rental | Turning Point Ensemble   | 15583                        |   | \$3,110                             |                                     |             |             |
|   |                | Universal Gospel Choir   | 15583                        |   | \$3,530                             |                                     |             |             |
|   |                | Vancouver Academy of Music   | 14874                        | \$22,410  |                                     |                                     |             |             |
|   |                |  | 15583                        | \$23,080  | \$23,080                            |                                     |             |             |
|   |                | <i>Vancouver Academy of Music Total</i>                                    |                              | <i>\$45,490</i>   | <i>\$23,080</i>                     |                                     |             |             |
|   |                | Vancouver Asian Film Festival Society                                      | 14874                        | \$4,580   |                                     |                                     |             |             |
|   |                |  | 15583                        |   | \$4,715                             |                                     |             |             |
|   |                | Vancouver Chamber Choir  | 14874                        | \$18,685  |                                     |                                     |             |             |
|   |                |  | 15583                        | \$25,965  |                                     |                                     |             |             |
|   |                | <i>Vancouver Chamber Choir Total</i>                                       |                              | <i>\$44,650</i>   |                                     |                                     |             |             |
|   |                | Vancouver Chinese Canadian Seniors Society Of Multicultural Song and Dance | 15583                        |   | \$4,715                             |                                     |             |             |
|   |                | Vancouver Chinese Instrumental Music Society                               | 15583                        |   | \$1,555                             |                                     |             |             |
|   |                | Vancouver Choral Arts Society  | 15583                        |   | \$11,540                            |                                     |             |             |
|   |                | Vancouver Independent Music Centre Society                                 | 14874                        | \$1,510   |                                     |                                     |             |             |
|   |                | Vancouver International Burlesque Festival Association                     | 14874                        | \$9,160   |                                     |                                     |             |             |
|   |                |  | 15583                        |   | \$9,430                             |                                     |             |             |
|   |                | Vancouver International Dance Festival Society                             | 14874                        | \$27,380  |                                     |                                     |             |             |
|   |                |  | 15583                        |   | \$31,820                            |                                     |             |             |
|   |                | Vancouver Latin American Cultural Centre Society                           | 15583                        | \$11,540  |                                     |                                     |             |             |
|   |                | Vancouver Metropolitan Orchestra   | 14874                        | \$11,205  |                                     |                                     |             |             |
|   |                |  | 15583                        | \$11,540  | \$9,270                             |                                     |             |             |
|   |                | <i>Vancouver Metropolitan Orchestra Total</i>                              |                              | <i>\$22,745</i>   | <i>\$9,270</i>                      |                                     |             |             |
|   |                | Vancouver New Music Society  | 14874                        | \$3,020   |                                     |                                     |             |             |
|   |                |  | 15583                        | \$2,335   | \$3,110                             |                                     |             |             |
|   |                | <i>Vancouver New Music Society Total</i>                                   |                              | <i>\$5,355</i>  | <i>\$3,110</i>                      |                                     |             |             |
|   |                | Vancouver Opera Association  | 14874                        | \$246,405   |                                     |                                     |             |             |
|   |                |  | 15583                        | \$119,815   | \$244,965                           |                                     |             |             |
|   |                |  | 15583A                       | -\$58,915   |                                     |                                     |             |             |
|   |                | <i>Vancouver Opera Association Total</i>                                   |                              | <i>\$307,305</i>  | <i>\$244,965</i>                    |                                     |             |             |
|   |                | Vancouver Pro Musica (Pro Musica Society of Vancouver)                     | 14874                        | \$1,510   |                                     |                                     |             |             |
|   |                | Vancouver Recital Society  | 14874                        | \$58,810  |                                     |                                     |             |             |
|   |                |  | 15583                        | \$17,650  | \$58,875                            |                                     |             |             |
|   |                | <i>Vancouver Recital Society Total</i>                                     |                              | <i>\$76,460</i>   | <i>\$58,875</i>                     |                                     |             |             |
|   |                | Vancouver Seniors Singing Club Association                                 | 14874                        | \$4,580   |                                     |                                     |             |             |
|   |                |  | 15583                        | \$3,110   | \$4,715                             |                                     |             |             |
|   |                | <i>Vancouver Seniors Singing Club Association Total</i>                    |                              | <i>\$7,690</i>  | <i>\$4,715</i>                      |                                     |             |             |
|   |                | Vancouver Society for Early Music  | 15583                        |   | \$4,715                             |                                     |             |             |
|   |                | Vancouver Symphony Society   | 14874                        | \$835,295   |                                     |                                     |             |             |
|   |                |  | 15583                        | \$628,535   | \$859,680                           |                                     |             |             |
|   |                |  | 15583A                       | -\$2,115  |                                     |                                     |             |             |
|   |                | <i>Vancouver Symphony Society Total</i>                                    |                              | <i>\$1,461,715</i>  | <i>\$859,680</i>                    |                                     |             |             |
|   |                | Vancouver Tap Dance Society  | 14874                        | \$3,020   |                                     |                                     |             |             |
|   |                | VSO School of Music Society  | 14874                        | \$9,160   |                                     |                                     |             |             |
|   |                |  | 15583                        | \$4,715   | \$9,430                             |                                     |             |             |
|   |                | <i>VSO School of Music Society Total</i>                                   |                              | <i>\$13,875</i>   | <i>\$9,430</i>                      |                                     |             |             |
|   |                | Yarilo Contemporary Music Society  | 15583                        | \$1,555   | \$1,555                             |                                     |             |             |
|   |                | Theatre Rental Total   |                              |   |                                     | \$3,050,665                         | \$1,830,195 |             |
|   |                | Arts and Culture* Total  |                              |   |                                     | \$13,861,626                        | \$3,500,895 | \$1,670,700 |
|   |                | Housing & Homelessness Services  | Homelessness Services Grants | Association of Neighbourhood Houses of British Columbia DBA Marpole Neighbourhood House         | 15444                               | \$3,000                             |             |             |
|   |                |  |                              | Association of Neighbourhood Houses of British Columbia DBA Mount Pleasant Neighbourhood House  | 15444                               | \$2,700                             |             |             |
|   |                |  |                              | Association of Neighbourhood Houses of British Columbia DBA South Vancouver Neighbourhood House | 15444                               | \$3,000                             |             |             |
|   |                |  |                              | B.W.S.S.: Battered Women's Support Services Association   | 15444                               | \$3,000                             |             |             |
|   |                |  |                              | Collingwood Neighbourhood House Society   | 15444                               | \$2,655                             |             |             |
| Employ to Empower Foundation                | 15444          |  |                              | \$2,990   |                                     |                                     |             |             |
| Family Services of Greater Vancouver        | 15444          |  |                              | \$2,700   |                                     |                                     |             |             |
| Gallery Gachet Society                      | 15444          |  |                              | \$3,000   |                                     |                                     |             |             |
| Jewish Family Service Agency of Vancouver   | 15444          |  |                              | \$2,000   |                                     |                                     |             |             |
| Lotus Light Charity Society                 | 15444          |  |                              | \$3,000   |                                     |                                     |             |             |
| Megaphone – Hope in Shadows Society         | 15444          |  |                              | \$3,000   |                                     |                                     |             |             |
| Mount Pleasant Community Centre Association | 15444          |  |                              | \$3,000   |                                     |                                     |             |             |
| Potluck Café (2003) Society                 | 15444          |  |                              | \$955   |                                     |                                     |             |             |
| Powell Street Festival Society              | 15444          |  |                              | \$3,000   |                                     |                                     |             |             |
| Vancouver Moving Theatre Society            | 15444          |  |                              | \$3,000   |                                     |                                     |             |             |
| Working Gear Clothing Society               | 15444          |  |                              | \$2,000   |                                     |                                     |             |             |

**A: Cumulative Council Approved Operating Grants for 2023 & Future Year Distribution** (including prior-year approved)

| Grant Portfolio                                      | Grant Stream   | Applicant   | RTS # | Sum of<br>Approved<br>(for FY 2023) | Sum of<br>Approved<br>(for FY 2024) | Sum of<br>Approved<br>(for FY 2025) |
|--|--|---|-------|-------------------------------------|-------------------------------------|-------------------------------------|
| Housing & Homelessness<br>Services                   | <b>Homelessness Services Grants<br/>Total</b>                |   |       | <b>\$43,000</b>                     |                                     |                                     |
|  | <b>Renter Services</b>                                       | Access Pro Bono Society of British Columbia   | 15388 | \$48,000                            |                                     |                                     |
|  |  | Atira Women's Resource Society  | 15388 | \$40,800                            |                                     |                                     |
|  |  | Aunt Leah's Society   | 15388 | \$16,500                            |                                     |                                     |
|  |  | B.W.S.S.: Battered Women's Support Services<br>Association  | 15388 | \$51,500                            |                                     |                                     |
|  |  | Black Arts Vancouver Society  | 15388 | \$15,200                            |                                     |                                     |
|  |  | Connective Support Society  | 15388 | \$30,000                            |                                     |                                     |
|  |  | Covenant House Vancouver  | 15388 | \$30,000                            |                                     |                                     |
|  |  | Disability Alliance BC Society (DABC)   | 15388 | \$50,000                            |                                     |                                     |
|  |  | Family Services of Greater Vancouver  | 15388 | \$40,000                            |                                     |                                     |
|  |  | First United Church Community Ministry Society  | 15388 | \$45,000                            |                                     |                                     |
|  |  | Helping Spirit Lodge Society  | 15388 | \$50,000                            |                                     |                                     |
|  |  | Jewish Family Service Agency of Vancouver   | 15388 | \$26,152                            |                                     |                                     |
|  |  | Rainbow Refugee Society   | 15388 | \$50,000                            |                                     |                                     |
|  |  | S.U.C.C.E.S.S.  | 15388 | \$30,000                            |                                     |                                     |
|  |  | Seniors First BC  | 15388 | \$40,000                            |                                     |                                     |
|  |  | Seniors Services Society of BC  | 15388 | \$40,000                            |                                     |                                     |
|  |  | Tenant Resource & Advisory Centre (TRAC)  | 15388 | \$80,000                            |                                     |                                     |
|  |  | The Kettle Friendship Society   | 15388 | \$43,000                            |                                     |                                     |
|  |  | West End Seniors' Network Society   | 15388 | \$3,848                             |                                     |                                     |
|  |  | Yarrow Intergenerational Society for Justice  | 15388 | \$20,000                            |                                     |                                     |
|  | <b>Renter Services Total</b>                                 |   |       | <b>\$750,000</b>                    |                                     |                                     |
|  | <b>SRO Tenant Support</b>                                    | Downtown Eastside SRO Collaborative Society   | 15388 | \$75,000                            |                                     |                                     |
|  | <b>SRO Tenant Support Total</b>                              |   |       | <b>\$75,000</b>                     |                                     |                                     |
|  | <b>Temporary Shelter Space<br/>Grants</b>                    | British Columbia Housing Management<br>Commission (BC Housing)  | 15556 | \$75,000                            |                                     |                                     |
|  | <b>Temporary Shelter Space<br/>Grants Total</b>              |   |       | <b>\$75,000</b>                     |                                     |                                     |
| <b>Housing &amp; Homelessness<br/>Services Total</b> |  |   |       | <b>\$943,000</b>                    |                                     |                                     |
| Social Policy  | <b>Collingwood Gymnasium<br/>and Collingwood Annex</b>       | Collingwood Neighbourhood House Society   | 15778 | \$40,000                            |                                     |                                     |
|  | <b>Collingwood Gymnasium and<br/>Collingwood Annex Total</b> |   |       | <b>\$40,000</b>                     |                                     |                                     |
|  | <b>Core Support Grants</b>                                   | 411 Seniors Centre Society  | 15567 | \$70,000                            |                                     |                                     |
|  |  | Aboriginal Mother Centre Society  | 14837 | \$75,000                            | \$75,000                            |                                     |
|  |  | Access Pro Bono Society of British Columbia   | 15778 | \$17,000                            |                                     |                                     |
|  |  | AIDS Vancouver  | 15567 | \$20,000                            |                                     |                                     |
|  |  | Asian Environmental Association   | 15778 | \$30,000                            |                                     |                                     |
|  |  | Association of Neighbourhood Houses BC dba<br>Marpole Neighbourhood House                             | 15778 | \$30,000                            |                                     |                                     |
|  |  | Association of Neighbourhood Houses of British<br>Columbia DBA Frog Hollow Neighbourhood House        | 15567 | \$47,192                            |                                     |                                     |
|  |  | Association of Neighbourhood Houses of British<br>Columbia DBA Gordon Neighbourhood House             | 15567 | \$20,000                            |                                     |                                     |
|  |  | Association of Neighbourhood Houses of British<br>Columbia DBA Kitsilano Neighbourhood House          | 15567 | \$31,250                            |                                     |                                     |
|  |  | Association of Neighbourhood Houses of British<br>Columbia DBA Mount Pleasant Neighbourhood<br>House  | 15567 | \$45,612                            |                                     |                                     |
|  |  | Association of Neighbourhood Houses of British<br>Columbia DBA South Vancouver Neighbourhood<br>House | 15567 | \$70,472                            |                                     |                                     |
|  |  | Atira Women's Resource Society  | 15940 | \$10,152                            |                                     |                                     |
|  |  | Aunt Leah's Independent Lifeskills Society  | 14837 | \$60,000                            | \$60,000                            |                                     |
|  |  | Avalon Recovery Society   | 15778 | \$20,000                            |                                     |                                     |
|  |  | B.W.S.S.: Battered Women's Support Services<br>Association  | 14837 | \$68,000                            | \$68,000                            |                                     |
|  |  | BC Coalition of Experiential Communities<br>Association   | 14837 | \$20,000                            | \$20,000                            |                                     |
|  |  | BC Poverty Reduction Coalition (PRC)  | 15567 | \$20,000                            |                                     |                                     |
|  |  | Big Brothers of Greater Vancouver   | 15778 | \$20,000                            |                                     |                                     |
|  |  | Big Sisters of BC Lower Mainland  | 15778 | \$30,000                            |                                     |                                     |
|  |  | Black Women Connect Vancouver   | 15567 | \$30,000                            |                                     |                                     |
|  |  | Boys and Girls Clubs of South Coast BC  | 15778 | \$52,348                            |                                     |                                     |
|  |  | Canadian Mental Health Association Vancouver-<br>Fraser   | 15778 | \$15,000                            |                                     |                                     |
|  |  | Canadian Paraplegic Association (BC)  | 15778 | \$48,000                            |                                     |                                     |
|  |  | Collingwood Neighbourhood House Society   | 14837 | \$45,000                            | \$45,000                            |                                     |
|  |  | Crisis Intervention and Suicide Prevention Centre<br>of British Columbia                              | 14837 | \$40,000                            | \$40,000                            |                                     |
|  |  | Dignity Seniors Society   | 15778 | \$12,500                            |                                     |                                     |



**A: Cumulative Council Approved Operating Grants for 2023 & Future Year Distribution** (including prior-year approved)

| Grant Portfolio | Grant Stream        | Applicant   | RTS # | Sum of<br>Approved<br>(for FY 2023) | Sum of<br>Approved<br>(for FY 2024) | Sum of<br>Approved<br>(for FY 2025) |
|-----------------|---------------------|---|-------|-------------------------------------|-------------------------------------|-------------------------------------|
| Social Policy   | Core Support Grants | Disability Alliance BC Society (DABC)   | 14837 | \$88,452                            | \$88,452                            |                                     |
|                 |                     | Disability Foundation   | 15567 | \$25,000                            |                                     |                                     |
|                 |                     | DUDES Club Society  | 15567 | \$15,000                            |                                     |                                     |
|                 |                     | Eastside Family Place Society   | 15567 | \$58,415                            |                                     |                                     |
|                 |                     | Eastside Movement for Business and Economic<br>Renewal Society (EMBERS)                 | 15567 | \$15,000                            |                                     |                                     |
|                 |                     | Elimin8hate - Vancouver Asian Film Festival   | 15567 | \$20,000                            |                                     |                                     |
|                 |                     | Employ to Empower Foundation  | 15567 | \$30,000                            |                                     |                                     |
|                 |                     | Equitas International Centre for Human Rights<br>Education                              | 15778 | \$30,000                            |                                     |                                     |
|                 |                     | Exchange Inner City   | 15567 | \$55,000                            |                                     |                                     |
|                 |                     | EYA Environmental Youth Alliance Society  | 15567 | \$20,000                            |                                     |                                     |
|                 |                     | Family Services of Greater Vancouver  | 15567 | \$62,819                            |                                     |                                     |
|                 |                     | First United Church Community Ministry Society  | 15778 | \$35,000                            |                                     |                                     |
|                 |                     | Gallery Gachet Society  | 14837 | \$30,000                            | \$30,000                            |                                     |
|                 |                     | Good Night Out Vancouver Association  | 14837 | \$40,000                            | \$40,000                            |                                     |
|                 |                     | Greater Vancouver Law Students' Legal Advice<br>Society                                 | 15778 | \$29,352                            |                                     |                                     |
|                 |                     | H.I.M. Health Initiative for Men Society  | 14837 | \$37,000                            | \$37,000                            |                                     |
|                 |                     | Hastings Community Association  | 15567 | \$30,452                            |                                     |                                     |
|                 |                     | Helping Spirit Lodge Society  | 14837 | \$30,000                            | \$30,000                            |                                     |
|                 |                     | Japanese Community Volunteers Association   | 15778 | \$20,000                            |                                     |                                     |
|                 |                     | Jewish Family Service Agency of Vancouver   | 15778 | \$16,120                            |                                     |                                     |
|                 |                     | Justice Education Society of BC   | 15778 | \$27,004                            |                                     |                                     |
|                 |                     | Kettle Friendship Society, The  | 14837 | \$86,252                            | \$86,252                            |                                     |
|                 |                     | Kiassa Neighbourhood Services Association   | 15567 | \$20,000                            |                                     |                                     |
|                 |                     | La Boussole, Centre Communautaire Société   | 15567 | \$25,000                            |                                     |                                     |
|                 |                     | Learning Disabilities Society of Greater Vancouver<br>(LDS)                             | 15567 | \$25,376                            |                                     |                                     |
|                 |                     | Leave Out Violence (LOVE) Society BC  | 15567 | \$34,628                            |                                     |                                     |
|                 |                     | Little Mountain Neighbourhood House Society   | 15567 | \$21,544                            |                                     |                                     |
|                 |                     |   | 15778 | \$20,000                            |                                     |                                     |
|                 |                     | <i>Little Mountain Neighbourhood House Society Total</i>                                |       | <i>\$41,544</i>                     |                                     |                                     |
|                 |                     | Living in Community Society   | 14837 | \$30,000                            | \$30,000                            |                                     |
|                 |                     | Lu'ma Native Housing Society  | 14837 | \$30,000                            | \$30,000                            |                                     |
|                 |                     | M.O.S.A.I.C. Multi-Lingual Orientation Service<br>Association for Immigrant Communities | 15567 | \$58,061                            |                                     |                                     |
|                 |                     | MakeWay Charitable Society - Binners' Project   | 15567 | \$35,000                            |                                     |                                     |
|                 |                     | Marpole Oakridge Family Place Society (MOFP)  | 15567 | \$88,000                            |                                     |                                     |
|                 |                     | Megaphone – Hope in Shadows Society   | 15567 | \$50,000                            |                                     |                                     |
|                 |                     | Metro Vancouver Aboriginal Executive Council  | 14837 | \$150,000                           | \$150,000                           |                                     |
|                 |                     | Migrant Workers Centre BC Society   | 15567 | \$30,000                            |                                     |                                     |
|                 |                     | Mom2Mom Child Poverty Initiative Society  | 15567 | \$25,000                            |                                     |                                     |
|                 |                     | Mount Pleasant Family Centre Society  | 15567 | \$55,172                            |                                     |                                     |
|                 |                     | NEC Native Education College  | 14837 | \$70,000                            | \$70,000                            |                                     |
|                 |                     | Network of Inner City Community Services Society  | 15778 | \$31,400                            |                                     |                                     |
|                 |                     | Nisga'a Ts'amiks Vancouver Society  | 15567 | \$25,000                            |                                     |                                     |
|                 |                     | Pacific Association of First Nations Women  | 15567 | \$25,000                            |                                     |                                     |
|                 |                     | Pacific Community Resources Society   | 15567 | \$81,000                            |                                     |                                     |
|                 |                     | Pacific Immigrant Resources Society   | 15778 | \$83,392                            |                                     |                                     |
|                 |                     | PeerNet Association of British Columbia (PNBC)  | 15567 | \$48,472                            |                                     |                                     |
|                 |                     | PHS Community Services Society  | 15567 | \$30,000                            |                                     |                                     |
|                 |                     | PovNet Society  | 15567 | \$20,000                            |                                     |                                     |
|                 |                     | Providing Advocacy Counselling & Education<br>Society (PACE)                            | 14837 | \$100,000                           | \$100,000                           |                                     |
|                 |                     | QMUNITY BC's Queer, Trans and Two-Spirit<br>Resource Centre Society                     | 15567 | \$100,000                           |                                     |                                     |
|                 |                     | Rainbow Refugee Society   | 15567 | \$10,000                            |                                     |                                     |
|                 |                     | Ray-Cam Community Association   | 15567 | \$15,000                            |                                     |                                     |
|                 |                     | REACH Centre Association  | 15778 | \$22,980                            |                                     |                                     |
|                 |                     | Red Fox Healthy Living Society  | 15567 | \$60,000                            |                                     |                                     |
|                 |                     | Renfrew Collingwood Seniors Society   | 15778 | \$22,528                            |                                     |                                     |
|                 |                     | Seniors Services Society of BC  | 15778 | \$32,888                            |                                     |                                     |
|                 |                     | Sher Vancouver LGBTQ Friends Society  | 15567 | \$10,000                            |                                     |                                     |
|                 |                     | South Granville Seniors Friendship Centre Society                                       | 15567 | \$71,034                            |                                     |                                     |
|                 |                     | South Vancouver Family Place Society  | 15567 | \$79,432                            |                                     |                                     |
|                 |                     | Support Network for Indigenous Women & Women<br>of Colour                               | 15778 | \$20,000                            |                                     |                                     |
|                 |                     | Supporting Women's Alternatives Network Society<br>(SWAN Vancouver)                     | 14837 | \$32,000                            | \$32,000                            |                                     |
|                 |                     | Tenant Resource & Advisory Centre (TRAC)  | 15567 | \$56,000                            |                                     |                                     |
|                 |                     | TFL Technology for Living Society   | 15567 | \$20,000                            |                                     |                                     |
|                 |                     | The Aboriginal Front Door Society   | 14837 | \$85,000                            | \$85,000                            |                                     |

**A: Cumulative Council Approved Operating Grants for 2023 & Future Year Distribution** (including prior-year approved)

| Grant Portfolio | Grant Stream  | Applicant   | RTS # | Sum of Approved<br>(for FY 2023) | Sum of Approved<br>(for FY 2024) | Sum of Approved<br>(for FY 2025) |
|-----------------|---|---|-------|----------------------------------|----------------------------------|----------------------------------|
| Social Policy   | Core Support Grants                                       | The Britannia Community Services Centre Society   | 15567 | \$10,000                         |                                  |                                  |
|                 |   | The Downtown Eastside Women's Centre Association  | 15567 | \$208,064                        |                                  |                                  |
|                 |   | The Dugout Drop-In Centre Society   | 15567 | \$45,600                         |                                  |                                  |
|                 |   | The Immigrant Services Society of British Columbia (ISSofBC)                                    | 15567 | \$86,000                         |                                  |                                  |
|                 |   | The KidSafe Project Society   | 15778 | \$35,000                         |                                  |                                  |
|                 |   | The Vancouver Second Mile Society   | 15567 | \$106,526                        |                                  |                                  |
|                 |   | The Writers' Exchange Society   | 15567 | \$25,000                         |                                  |                                  |
|                 |   | Thunderbird Neighbourhood Association   | 15567 | \$40,800                         |                                  |                                  |
|                 |   | Urban Native Youth Association (UNYA)   | 14837 | \$90,000                         | \$90,000                         |                                  |
|                 |   | Vancouver Aboriginal Community Policing Centre  | 14837 | \$20,000                         | \$20,000                         |                                  |
|                 |   | Vancouver Association for Survivors of Torture  | 15567 | \$60,000                         |                                  |                                  |
|                 |   | Vancouver Women's Health Collective Society   | 15567 | \$30,000                         |                                  |                                  |
|                 |   | Vantage Point Strategies Society  | 15567 | \$100,000                        |                                  |                                  |
|                 |   | W.A.V.A.W. / R.C.C.: Women Against Violence Against Women/Rape Crisis Centre                    | 14837 | \$75,000                         | \$75,000                         |                                  |
|                 |   | Warriors Against Violence Society   | 14837 | \$30,000                         | \$30,000                         |                                  |
|                 |   | Watari Research Association   | 14837 | \$110,000                        | \$110,000                        |                                  |
|                 |   | Wavefront Centre for Communication Accessibility  | 15567 | \$10,560                         |                                  |                                  |
|                 |   | West End Seniors' Network Society   | 15567 | \$74,520                         |                                  |                                  |
|                 |   | West Side Family Place Society  | 15567 | \$32,153                         |                                  |                                  |
|                 |   | WISH Drop-in Centre Society   | 14837 | \$180,400                        | \$180,400                        |                                  |
|                 |   | Yarrow Intergenerational Society for Justice  | 15567 | \$50,000                         |                                  |                                  |
|                 |   | <b>Core Support Grants Total</b>  |       | <b>\$5,016,922</b>               | <b>\$1,622,104</b>               |                                  |
|                 | Indigenous Healing & Wellness (IH&W)                      | Carnegie Community Centre Association   | 15567 | \$20,000                         |                                  |                                  |
|                 |   | DUDES Club Society  | 15567 | \$20,000                         |                                  |                                  |
|                 |   | PHS Community Services Society  | 15567 | \$20,000                         |                                  |                                  |
|                 |   | RainCity Housing and Support Society  | 15567 | \$20,000                         |                                  |                                  |
|                 |   | Salal Sexual Violence Support Centre Society  | 15569 | \$30,000                         |                                  |                                  |
|                 |   | The Britannia Community Services Centre Society   | 15567 | \$20,000                         |                                  |                                  |
|                 |   | Vancouver Native Housing Society  | 15567 | \$20,000                         |                                  |                                  |
|                 | <b>Indigenous Healing &amp; Wellness (IH&amp;W) Total</b> |   |       | <b>\$150,000</b>                 |                                  |                                  |
|                 | MMIWG   | Watari Research Association - Moccasin Mafia  | 15567 | \$80,000                         |                                  |                                  |
|                 | <b>MMIWG Total</b>  |   |       | <b>\$80,000</b>                  |                                  |                                  |
|                 | Neighborhood Organization Grants                          | Association of Neighbourhood Houses of British Columbia DBA Cedar Cottage Neighbourhood House   | 15567 | \$118,778                        |                                  |                                  |
|                 |   | Association of Neighbourhood Houses of British Columbia DBA Frog Hollow Neighbourhood House     | 15567 | \$107,757                        |                                  |                                  |
|                 |   | Association of Neighbourhood Houses of British Columbia DBA Gordon Neighbourhood House          | 15567 | \$82,202                         |                                  |                                  |
|                 |   | Association of Neighbourhood Houses of British Columbia DBA Kitsilano Neighbourhood House       | 15567 | \$93,765                         |                                  |                                  |
|                 |   | Association of Neighbourhood Houses of British Columbia DBA Marpole Neighbourhood House         | 15567 | \$71,616                         |                                  |                                  |
|                 |   | Association of Neighbourhood Houses of British Columbia DBA Mount Pleasant Neighbourhood House  | 15567 | \$88,495                         |                                  |                                  |
|                 |   | Association of Neighbourhood Houses of British Columbia DBA South Vancouver Neighbourhood House | 15567 | \$120,842                        |                                  |                                  |
|                 |   | Collingwood Neighbourhood House Society   | 15567 | \$121,162                        |                                  |                                  |
|                 |   | Downtown Eastside Neighbourhood House Society   | 15567 | \$72,475                         |                                  |                                  |
|                 |   | Kiassa Neighbourhood Services Association   | 15567 | \$121,154                        |                                  |                                  |
|                 |   | Little Mountain Neighbourhood House Society   | 15567 | \$94,265                         |                                  |                                  |
|                 |   | <b>Neighborhood Organization Grants Total</b>   |       | <b>\$1,092,511</b>               |                                  |                                  |
|                 | Organizational Capacity Building Grant                    | Afro Van Connect Society  | 14656 | \$25,000                         |                                  |                                  |
|                 |   | Hastings Community Association  | 15569 | \$3,000                          |                                  |                                  |
|                 |   | McCreary Centre Society   | 14549 | \$28,000                         |                                  |                                  |
|                 |   | The Dugout Drop-In Centre Society   | 15569 | \$50,170                         |                                  |                                  |
|                 |   | Vantage Point Strategies Society  | 15569 | \$20,000                         |                                  |                                  |
|                 |   | West End Seniors' Network Society   | 14549 | \$25,000                         |                                  |                                  |
|                 |   | West Side Family Place Society  | 15569 | \$25,000                         |                                  |                                  |
|                 | <b>Organizational Capacity Building Grant Total</b>       |   |       | <b>\$176,170</b>                 |                                  |                                  |
|                 | School Food Program                                       | Fresh Roots Urban Farm Society  | 14838 | \$68,126                         | \$68,126                         | \$34,063                         |
|                 |   | Strathcona Community Centre Association (1972)  | 14838 | \$84,000                         | \$84,000                         | \$42,000                         |
|                 |   | Vancouver School Board  | 14838 | \$325,000                        | \$325,000                        | \$162,500                        |
|                 | <b>School Food Program Total</b>                          |   |       | <b>\$477,126</b>                 | <b>\$477,126</b>                 | <b>\$238,563</b>                 |

**A: Cumulative Council Approved Operating Grants for 2023 & Future Year Distribution** (including prior-year approved)

| Grant Portfolio                          | Grant Stream  | Applicant   | RTS #                                      | Sum of<br>Approved<br>(for FY 2023)              | Sum of<br>Approved<br>(for FY 2024) | Sum of<br>Approved<br>(for FY 2025) |             |           |
|--|---|---|--|--|-------------------------------------|-------------------------------------|-------------|-----------|
| Social Policy                            | Social Innovation Projects                          | Afro Van Connect Society  | 15569                                      | \$15,000   |                                     |                                     |             |           |
|  |   | BC Community Alliance   | 15569                                      | \$17,000   |                                     |                                     |             |           |
|  |   | Black Women Connect Vancouver   | 15569                                      | \$14,000   |                                     |                                     |             |           |
|  |   | Ethos Lab Educational Society   | 15569                                      | \$15,000   |                                     |                                     |             |           |
|  |   | Great Lakes Networking Society of BC  | 15569                                      | \$10,000   |                                     |                                     |             |           |
|  |   | Kenyan Community in BC Society  | 15569                                      | \$15,000   |                                     |                                     |             |           |
|  |   | Odihi Foundation  | 15569                                      | \$6,000  |                                     |                                     |             |           |
|  |   | Swahili Vision International Association  | 15569                                      | \$10,000   |                                     |                                     |             |           |
|  |   | Unity Centre Association for Black Cultures   | 15569                                      | \$6,000  |                                     |                                     |             |           |
|  |   | Vancouver Black Library Foundation  | 15569                                      | \$17,000   |                                     |                                     |             |           |
|  |   | Vancouver Food Runners Society  | 15569                                      | \$100,000  |                                     |                                     |             |           |
|  | Social Innovation Projects Total                    |   |  |  | \$225,000                           |                                     |             |           |
|  | Social Rent Subsidy                                 | Eastside Movement for Business and Economic Renewal Society (EMBERS)                            | 15567                                      | \$58,144   |                                     |                                     |             |           |
|  |   | The Dugout Drop-In Centre Society   | 15567                                      | \$9,400  |                                     |                                     |             |           |
|  |   | West Coast Childcare Resource Centre (WCCRC)  | 15567                                      | \$35,000   |                                     |                                     |             |           |
|  |   | Social Rent Subsidy Total   |  |  |                                     | \$102,544                           |             |           |
|  | Streethome Foundation                               | Streethome Foundation   | 15567                                      | \$150,000  |                                     |                                     |             |           |
|  | Streethome Foundation Total                         |   |  |  | \$150,000                           |                                     |             |           |
|  | Sustainable Food System (SFS)                       | Association of Neighbourhood Houses of British Columbia DBA Frog Hollow Neighbourhood House     | 14838                                      | \$12,000   | \$12,000                            | \$6,000                             |             |           |
|  |   | Association of Neighbourhood Houses of British Columbia DBA Gordon Neighbourhood House          | 14838                                      | \$16,000   | \$16,000                            | \$8,000                             |             |           |
|  |   | Association of Neighbourhood Houses of British Columbia DBA Kitsilano Neighbourhood House       | 14838                                      | \$14,000   | \$14,000                            | \$7,000                             |             |           |
|  |   | Association of Neighbourhood Houses of British Columbia DBA Mount Pleasant Neighbourhood House  | 14838                                      | \$13,000   | \$13,000                            | \$6,500                             |             |           |
|  |   | Association of Neighbourhood Houses of British Columbia DBA South Vancouver Neighbourhood House | 14838                                      | \$17,000   | \$17,000                            | \$8,500                             |             |           |
|  |   | Cedar Cottage Food Network Society  | 14838                                      | \$3,350  | \$0                                 | \$0                                 |             |           |
|  |   | Collingwood Neighbourhood House Society   | 14838                                      | \$18,000   | \$18,000                            | \$9,000                             |             |           |
|  |   | Disabled Independent Gardeners Association (DIGA)   | 14838                                      | \$6,000  | \$0                                 | \$0                                 |             |           |
|  |   |   | 15569                                      | \$9,000  |                                     |                                     |             |           |
|  |   | Downtown Eastside Neighbourhood House Society   | 14838                                      | \$12,000   | \$12,000                            | \$6,000                             |             |           |
|  |   | DUDES Club Society  | 14838                                      | \$6,700  | \$6,700                             | \$3,350                             |             |           |
|  |   | Hives For Humanity Society  | 14838                                      | \$8,000  | \$8,000                             | \$4,000                             |             |           |
|  |   | Kiassa Neighbourhood Services Association   | 14838                                      | \$16,000   | \$16,000                            | \$8,000                             |             |           |
|  |   | Little Mountain Neighbourhood House Society   | 14838                                      | \$16,000   | \$16,000                            | \$8,000                             |             |           |
|  |   | Strathcona Community Centre Association (1972)  | 14838                                      | \$17,000   | \$17,000                            | \$8,500                             |             |           |
|  |   | The Britannia Community Services Centre Society   | 14838                                      | \$18,000   | \$18,000                            | \$9,000                             |             |           |
|  |   | Sustainable Food System (SFS) Total   |  |  |                                     | \$202,050                           | \$183,700   | \$91,850  |
|  |   | Social Policy Total   |  |  |                                     | \$7,712,323                         | \$2,282,930 | \$330,413 |
|  |   | Other Operating Grants - ACT  | Chinatown Society Heritage Buildings       | Chinatown Society Heritage Buildings Association | 15455                               | \$132,000                           |             |           |
|  |   |   | Chinatown Society Heritage Buildings Total |  |                                     |                                     | \$132,000   |           |
|  | Indigenous Language Revitalization                  |   | Musqueam Indian Band                       | 15455  | \$25,000                            |                                     |             |           |
|  |   |   | SKwxwu7Mesh Uxxwumixw Squamish Nation      | 15455  | \$25,000                            |                                     |             |           |
| Tsleil Waututh Nation                    |   |   | 15455                                      | \$25,000   |                                     |                                     |             |           |
| Indigenous Language Revitalization Total |   |   |  | \$75,000   |                                     |                                     |             |           |
| Projects - One-time                      | Chinese Canadian Museum Society of British Columbia |   | 15454                                      | \$334,500  |                                     |                                     |             |           |
| Projects - One-time Total                |   |   |  | \$334,500  |                                     |                                     |             |           |
| Vancouver Music Fund                     | Creative BC Society                                 |   | 16076                                      | \$350,000  |                                     |                                     |             |           |
| Vancouver Music Fund Total               |   |   |  | \$350,000  |                                     |                                     |             |           |
| Music BC                                 | Music BC Industry Association                       | 16076   | \$100,000                                  |  |                                     |                                     |             |           |
|  | Music BC Total                                      |   |  |  | \$100,000                           |                                     |             |           |
| Other Operating Grants - ACT Total       |   |   |  | \$991,500  |                                     |                                     |             |           |
| Other Operating Grants - HHS             | SRO Heat Preparedness and Response                  | Downtown Eastside SRO Collaborative Society   | 15778                                      | \$90,000   |                                     |                                     |             |           |
|  | SRO Heat Preparedness and Response Total            |   |  |  | \$90,000                            |                                     |             |           |
|  | SRO Upgrade Grants                                  | Downtown Eastside SRO Collaborative Society   | 15419                                      | \$110,000  |                                     |                                     |             |           |
|  |   | Downtown Eastside SRO Collaborative Society Total   |  |  | 15563                               | \$50,000                            |             |           |
|  |   |   |  |  | \$160,000                           |                                     |             |           |

**A: Cumulative Council Approved Operating Grants for 2023 & Future Year Distribution** (including prior-year approved)

| Grant Portfolio             | Grant Stream  | Applicant   | RTS # | Sum of<br>Approved<br>(for FY 2023) | Sum of<br>Approved<br>(for FY 2024) | Sum of<br>Approved<br>(for FY 2025) |
|-----------------------------|---|---|-------|-------------------------------------|-------------------------------------|-------------------------------------|
| Other Operating Grants -    | <b>SRO Upgrade Grants Total</b>                               |   |       | <b>\$160,000</b>                    |                                     |                                     |
| Other Operating Grants -    |   |   |       | <b>\$250,000</b>                    |                                     |                                     |
| <b>HHS Total</b>            |   |   |       |                                     |                                     |                                     |
| Other Operating Grants - SP | Building Safer Community Fund (Non-ACCS Funding)              | KidSafe Project Society, The  | 15567 | \$10,000                            |                                     |                                     |
|                             |   | M.O.S.A.I.C. Multi-Lingual Orientation Service  | 15567 | \$10,000                            |                                     |                                     |
|                             |   | Association for Immigrant Communities   |       |                                     |                                     |                                     |
|                             |   | Red Fox Healthy Living Society  | 15567 | \$10,000                            |                                     |                                     |
|                             |   | Simon Fraser University - Department of Criminology   | 15567 | \$10,000                            |                                     |                                     |
|                             |   | Vancouver Aboriginal Friendship Centre Society  | 15567 | \$10,000                            |                                     |                                     |
|                             | <b>Building Safer Community Fund (Non-ACCS Funding) Total</b> |   |       | <b>\$50,000</b>                     |                                     |                                     |
|                             | Collingwood Gymnasium and Collingwood Annex                   | Collingwood Neighbourhood House Society   | 15778 | \$297,249                           |                                     |                                     |
|                             | <b>Collingwood Gymnasium and Collingwood Annex Total</b>      |   |       | <b>\$297,249</b>                    |                                     |                                     |
|                             | Downtown Eastside Projects                                    | Atira Women's Resource Society  | 15940 | \$50,000                            |                                     |                                     |
|                             |   | The Dugout Drop-In Centre Society   | 15444 | \$20,000                            |                                     |                                     |
|                             | <b>Downtown Eastside Projects Total</b>                       |   |       | <b>\$70,000</b>                     |                                     |                                     |
|                             | Edgewater Social Responsibility Fund                          | Akali Singh Sikh Society  | 15778 | \$10,000                            |                                     |                                     |
|                             |   | Collingwood Neighbourhood House Society   | 15567 | \$25,000                            |                                     |                                     |
|                             |   | Downtown Eastside Neighbourhood House Society   | 15567 | \$20,000                            |                                     |                                     |
|                             |   | Indian Residential School Survivors Society   | 15778 | \$40,000                            |                                     |                                     |
|                             |   | Odihi Foundation  | 15567 | \$15,000                            |                                     |                                     |
|                             |   | Potluck Café (2003) Society   | 15778 | \$20,000                            |                                     |                                     |
|                             |   | Treehouse Advocacy Centre Society Vancouver   | 15778 | \$20,000                            |                                     |                                     |
|                             |   | Unique Get Together Society   | 15778 | \$15,000                            |                                     |                                     |
|                             |   | Vancouver Black Library Foundation  | 15778 | \$15,000                            |                                     |                                     |
|                             |   | WISH Drop-in Centre Society   | 15778 | \$10,156                            |                                     |                                     |
|                             | <b>Edgewater Social Responsibility Fund Total</b>             |   |       | <b>\$190,156</b>                    |                                     |                                     |
|                             | Hastings Legacy Fund (external funding)                       | Association of Neighbourhood Houses of British Columbia DBA Frog Hollow Neighbourhood House | 15569 | \$20,000                            |                                     |                                     |
|                             |   | Hastings Community Association  | 15569 | \$3,820                             |                                     |                                     |
|                             |   | Hastings North Area Planning Association DBA Hastings Sunrise Community Policing Centre     | 15569 | \$11,220                            |                                     |                                     |
|                             |   | Hastings North Business Improvement Association   | 15569 | \$20,400                            |                                     |                                     |
|                             |   | KidSafe Project Society, The  | 15569 | \$23,460                            |                                     |                                     |
|                             |   | Kiassa Neighbourhood Services Association   | 15569 | \$55,000                            |                                     |                                     |
|                             |   | Leave Out Violence (LOVE) Society BC  | 15569 | \$8,500                             |                                     |                                     |
|                             | <b>Hastings Legacy Fund (external funding) Total</b>          |   |       | <b>\$142,400</b>                    |                                     |                                     |
|                             | Restorative City Grants                                       | Association of Neighbourhood Houses of British Columbia DBA Frog Hollow Neighbourhood House | 15778 | \$50,000                            |                                     |                                     |
|                             | <b>Restorative City Grants Total</b>                          |   |       | <b>\$50,000</b>                     |                                     |                                     |
|                             | Reframing South Vancouver Grant                               | Association of Neighbourhood Houses of BC, d.b.a. South Vancouver Neighbourhood House       | 15569 | \$161,000                           |                                     |                                     |
|                             |   | Association of Neighbourhood Houses of British Columbia DBA Marpole Neighbourhood House     | 15569 | \$119,324                           |                                     |                                     |
|                             | <b>Reframing South Vancouver Grant Total</b>                  |   |       | <b>\$280,324</b>                    |                                     |                                     |
| Other Operating Grants - SP |   |   |       | <b>\$1,080,129</b>                  |                                     |                                     |
| <b>Total</b>                |   |   |       |                                     |                                     |                                     |
| <b>Grand Total</b>          |   |   |       | <b>\$27,085,180</b>                 | <b>\$5,843,825</b>                  | <b>\$2,001,113</b>                  |

\*Cultural Services team was renamed to Arts, Culture & Tourism during fall 2023. Grants administrated by Cultural Services team in 2023 are restated to be under Arts and Culture in this report.

A: Cumulative Council Approved Operating Grants for 2023: Prior Year Approved Summary

The table below provides a list by RTS of amounts that were approved in prior years (2020,2021,2022). These amounts are included in the details above.

| Row Labels  | Sum of Approved<br>(for FY 2023) | Sum of Approved<br>(for FY 2024) | Sum of Approved<br>(for FY 2025) |
|-------------|----------------------------------|----------------------------------|----------------------------------|
| Prior Year  | \$ 4,260,965                     | \$ 2,342,930                     | \$ 330,413                       |
| 14549       | \$ 53,000                        |                                  |                                  |
| 14656       | \$ 25,000                        |                                  |                                  |
| 14837       | \$ 1,682,104                     | \$ 1,682,104                     |                                  |
| 14838       | \$ 670,176                       | \$ 660,826                       | \$ 330,413                       |
| 14874       | \$ 1,830,685                     |                                  |                                  |
| Grand Total | \$ 4,260,965                     | \$ 2,342,930                     | \$ 330,413                       |



**B: Council Approved Capital Grants for 2023 Distribution**

| Grant Portfolio                                 | Grant Stream  | Applicant   | RTS #  | Sum of Approved<br>(for FY 2023) |          |
|---|---|---|--|----------------------------------|----------|
| Childcare                                       | Childcare Small Capital Grants                              | Association of Neighbourhood Houses of British Columbia DBA Kitsilano Neighbourhood House | 15569  | \$10,000                         |          |
|   |   | Collingwood Neighbourhood House Society   | 15778  | \$29,841                         |          |
|   |   | Kiwassa Neighbourhood Services Association  | 15778  | \$25,000                         |          |
|   |   | Ray-Cam Community Association   | 15569  | \$27,159                         |          |
|   |   | YWCA Metro Vancouver  | 15569  | \$8,000                          |          |
|   | Childcare Small Capital Grants Total                        |   |  | \$100,000                        |          |
|   | New Full-Day Partner Space                                  | Association of Neighbourhood Houses of British Columbia                                   | 14832  | \$5,200,000                      |          |
|   |   |   | New Full-Day Partner Space Total \$5,200,000                               |                                  |          |
|   | School Age Care Capital Grant                               | British Columbia Indigenous Housing Society (BCIHS)                                       | 15778  | \$91,000                         |          |
|   |   |   | School Age Care Capital Grant Total \$91,000                               |                                  |          |
| Childcare Total \$5,391,000                     |   |   |  |                                  |          |
| Arts and Culture                                | Critical Assistance Grants                                  | 221A Artist Run Centre Society  | 15454  | \$8,375                          |          |
|   |   | Dusty Flowerpot Cabaret Society   | 15454  | \$14,900                         |          |
|   |   | Scottish Cultural Centre Society  | 15454  | \$20,000                         |          |
|   |   | Vancouver Police Historical Society   | 15454  | \$10,900                         |          |
|   |   | Wongs' Benevolent Association   | 15454  | \$25,000                         |          |
|   | Critical Assistance Grants Total \$79,175                   |   |  |                                  |          |
|   | Cultural Infrastructure - Chinatown                         | 221A Artist Run Centre Society  | 15454  | \$250,000                        |          |
|   |   | Chinese Canadian Museum Society of British Columbia                                       | 15454  | \$250,000                        |          |
|   |   | Wongs' Benevolent Association   | 15454  | \$250,000                        |          |
|   | Cultural Infrastructure - Chinatown Total \$750,000         |   |  |                                  |          |
|   | Cultural Infrastructure Grants                              | Gallery Gachet Society  | 15454  | \$150,000                        |          |
|   |   | Greater Vancouver International Film Festival   | 15454  | \$175,000                        |          |
|   |   | L'Alliance Française de Vancouver   | 15454  | \$225,000                        |          |
|   |   | Little Mountain Gallery Community Arts Performance Association                            | 15454  | \$140,000                        |          |
|   |   | Other Sights for Artists' Projects Association  | 15454  | \$175,000                        |          |
|   |   | The Arts Club of Vancouver Theatre Society  | 15454  | \$170,000                        |          |
|   |   | The Vancouver East Cultural Centre  | 15454  | \$200,000                        |          |
|   |   | Vancouver International Centre for Contemporary Asian Art                                 | 15454  | \$75,000                         |          |
|   |   | Cultural Infrastructure Grants Total \$1,310,000  |  |                                  |          |
|   |   | Small Grant for Cultural Spaces   | Burrard Arts Foundation  | 15454                            | \$12,000 |
|   |   |   | Dragon Boat Festival (Canadian International Dragon Boat Festival Society) | 15454                            | \$25,000 |
|   |   |   | Dumb Instrument Dance Society  | 15454                            | \$7,600  |
|   |   |   | Duplex Artists' Society  | 15454                            | \$25,000 |
|   |   |   | Dusty Flowerpot Cabaret Society  | 15454                            | \$25,000 |
|   | Outsiders and Others Art Society                            |   | 15454  | \$5,000                          |          |
|   | Red Gate Arts Society                                       |   | 15454  | \$15,000                         |          |
|   | Satellite Video Exchange Society dba VIVO Media Arts Centre |   | 15454  | \$25,000                         |          |
|   | Still Moon Arts Society                                     |   | 15454  | \$20,000                         |          |
|   | The Archive Printmaking Studio Society                      |   | 15454  | \$1,300                          |          |
|   | The Green Thumb Players Society                             |   | 15454  | \$20,000                         |          |
|   | The Or Gallery Society                                      |   | 15454  | \$22,450                         |          |
|   | Vancouver Metal Arts Association                            |   | 15454  | \$20,000                         |          |
|   | Vancouver Pride Society                                     |   | 15454  | \$23,400                         |          |
|   | Small Grant for Cultural Spaces Total \$246,750             |   |  |                                  |          |
| Arts and Culture Total \$2,385,925              |   |   |  |                                  |          |
| Housing & Homelessness Services                 | SRO Upgrade Grants  | Atira Women's Resource Society  | 14848  | \$720,000                        |          |
|   | SRO Upgrade Grants Total \$720,000                          |   |  |                                  |          |
| Housing & Homelessness Services Total \$720,000 |   |   |  |                                  |          |
| Social Policy                                   | Neighbourhood House Capital project Grants                  | Association of Neighbourhood Houses of British Columbia                                   | 14832  | \$4,500,000                      |          |
|   |   | Downtown Eastside Neighbourhood House Society   | 15567  | \$500,000                        |          |

### B: Council Approved Capital Grants for 2023 Distribution

| Grant Portfolio     | Grant Stream                | Applicant                                    | RTS # | Sum of<br>Approved<br>(for FY 2023) |
|---------------------|-----------------------------|--|-------|-------------------------------------|
| Social Policy       | Neighbourhood House Capital |  |       | \$5,000,000                         |
|                     | project Grants Total        |  |       |                                     |
|                     | Small Social Capital Grants | Disability Alliance BC                       | 15569 | \$25,000                            |
|                     |                             | Frog Hollow Neighbourhood House              | 15569 | \$25,000                            |
|                     |                             | Kiwassa Neighbourhood House                  | 15569 | \$80,000                            |
|                     |                             | Mount Pleasant Family Centre Society         | 15569 | \$25,000                            |
|                     |                             | Pacific Association of First Nations Women   | 15569 | \$25,000                            |
|                     |                             | Salal Sexual Violence Support Centre Society | 15778 | \$25,000                            |
|                     |                             | West End Seniors' Network                    | 15569 | \$20,000                            |
|                     |                             | WISH Drop-in Centre Society                  | 15778 | \$50,000                            |
|                     | Small Social Capital Grants |  |       | \$275,000                           |
|                     | Total                       |  |       |                                     |
|                     | Social Infrastructure Grant | Atira Women's Resource Society               | 15940 | \$700,000                           |
|                     | Social Infrastructure Grant |  |       | \$700,000                           |
|                     | Total                       |  |       |                                     |
| Social Policy Total |                             |  |       | \$5,975,000                         |
| Grand Total         |                             |  |       | \$14,471,925                        |

\* Council approved this grant, but the project did not proceed, therefore the funding was not disbursed in 2023 and funding will be reallocated in future years.



**For more information:**  
[vancouver.ca](http://vancouver.ca) or call 3-1-1