



## ADMINISTRATIVE REPORT

Report Date: March 31, 2015  
Contact: Nick Kassam  
Contact No.: 604.829.2097  
RTS No.: 10802  
VanRIMS No.: 08-2000-20  
Meeting Date: April 29, 2015

TO: Standing Committee on Planning, Transportation and Environment  
FROM: Chief Purchasing Official  
SUBJECT: Annual Procurement Report 2014

### ***RECOMMENDATION***

THAT Council receive this report for information.

### ***REPORT SUMMARY***

This annual procurement report documents the procurement activities of the City of Vancouver from January 1, 2014 to December 31, 2014. The scope of this report includes the Supply Chain Management (SCM) department's procurement activities and statistics, sustainable and ethical procurement accomplishments and an update on the Warehouse and Inventory Management (WIM) Project.

### ***COUNCIL AUTHORITY/PREVIOUS DECISIONS***

In December 2009 City Council approved Procurement Policy number AF-015-01 with an implementation date of April 2010. The policy provided direction from City Council for the procurement of goods and services for the City of Vancouver, the Vancouver Park Board, the Vancouver Police Board and the Vancouver Library Board, with respect to contract approval authority limits, contract signing authority, establishment of the Bid Committee, and incorporation of sustainable and ethical procurement policies into the procurement process.

### ***CITY MANAGER'S/GENERAL MANAGER'S COMMENTS***

The General Manager, Financial Services Group and City Manager that Council receive the foregoing for information.

This report is the 5<sup>th</sup> annual summary of procurement activity since the implementation of the City's new procurement policy. Effective management of the acquisition and flow of goods and services - which represent approximately 30% of total City expenditures - is both operationally and financially important in delivering City services. Through the implementation of supply chain leading practices, SCM has enhanced procurement and inventory management operations at the City, and delivered value for money for Vancouver residents. In addition, these practices have improved transparency, fostered vendor relations and helped to promote ethical and sustainable procurement.

As SCM continues to implement strategic procurement activities, it has also heightened the capability for City departments to enhance their strategic decision making on significant expenditures. For example, as part of proactive procurement planning, the procurement event also supports the rationalization of goods and services to enhance service delivery.

Under the stewardship of the Supply Chain Management department, the City negotiated and awarded \$130.1 million worth of contracts for goods and services in 2014. These contracts resulted in procurement savings of \$5.0 million in 2014, and an additional estimated future savings of \$6.7 million over the multiple year terms of the contracts; achieved through deployment of procurement strategies such as consolidation of citywide spend, competitive bidding and robust negotiation processes.

This 5<sup>th</sup> annual report also highlights some accomplishments by the Supply Chain Management team as part of its commitment to continuous improvement in ensuring value for money for Vancouver residents.

The City Manager that Council receive the foregoing.

## ***REPORT***

### ***Background/Context***

City of Vancouver's Procurement Policy (AF-015-01), (Section 10-Monitoring and Review) notes that the Chief Purchasing Official will annually report to Council on policy implementation progress.

### ***Strategic Analysis***

#### **1. Supply Chain Management Departmental Activities and Statistics :**

An on-going key priority for SCM has been supporting the City's long-term strategic goals of financial sustainability. Specifically, in 2014, the department continued its focus of implementing and optimizing effective processes and systems which enhance SCM activities and deliver value. Some of these typical SCM activities include forecasting future demand for materials and services, sourcing/locating suppliers, tendering, negotiating, buying, transportation and delivery, inventory management and distribution. This report discusses some of the results from this on-going focus.

Following are key procurement statistics for the period from January 1, 2014 to December 31, 2014:

**a. Departmental Procurement Savings**

As shown on previous procurement reports, the SCM department indicates savings derived from competitive procurements. Typically, the procurement savings identified could result from single purchases or over a period of time for longer term contracts. Savings shown below are represented as such.

Total Value of Contracts Awarded in 2014	\$130,097,344
Total Value of Procurement Savings* from Contracts Awarded in 2014	\$ 11,713,465
2014 Procurement Savings from Contracts Awarded in 2014	\$ 5,020,324
Future Year Procurement Savings from Contracts Awarded in 2014	\$ 6,693,141

\*Procurement savings represent a positive variance between either: the current cost, anticipated cost or budget for the goods or services prior to the competitive procurement process and the actual contract value at time of contract award, for each procurement.

**b. Bid Committee and Council Contract Approvals**

As per the City's Procurement Policy, Bid Committee is authorized to award contracts up to \$2,000,000. City Council approval is required for contract awards with a value greater than \$2,000,000. Approval of contract award recommendations by Bid Committee and/or Council authorizes SCM to finalize contract negotiations and award.

In 2014, Bid Committee approved staff recommendations to award 35 contracts at a total estimated value of \$100,639,075; of this, \$89,565,475 was awarded in 2014. Bid Committee approvals included final approval of five contracts on behalf of City Council; one urgent contract when there was no scheduled Council meeting prior to the due date and four contracts during the Council summer recess. Information on the four contracts awarded during summer recess was provided to Council in advance of the recess. All five contracts were subsequently reported to public Council as per the policy.

***Contracts Approved on behalf of City Council***

1. Contract for the supply and delivery of mineral aggregates for \$12,561,615 - Council report RTS 10643 (Sept 16, 2014)
2. Contract for Vacuum truck Services for \$4,530,000 - Council report RTS 10562 (Sept 16, 2014)
3. Contract for Asphalt, Concrete and Rock Crushing Services for \$3,050,310 - Council report RTS 10563 (Sept 16, 2014)
4. Contract for Recycling Receiving Yard Operating and Hauling Services for \$2,621,484 - Council report RTS 10564 (May 14, 2014)
5. Contract for the Provision of Managed Print Services for \$2,029,018 - Council report RTS 10527 (Sept 16, 2014)

City Council approved staff recommendations to award 10 contracts valued at an estimated combined value of \$48,282,549; of this, \$47,569,605 was awarded in 2014. In addition to the contract awards, Council also approved the purchase of Vancouver Heritage Density for \$4,800,000 (RTS# 10589). The following is a summary of the contracts that received final approval for award from Council in 2014:

1. Contract for the supply and delivery of Automated Side Loading Refuse Trucks for \$8,215,555 - Council report RTS 10510 (Apr 2, 2014)
2. Contract for the supply of Traffic Control Services for \$8,511,212 - Council report RTS 10613 (July 23, 2014)
3. Contract for the supply and delivery of Liquid Asphalt for \$7,010,000 - Council report RTS 10450 (May 14, 2014)
4. Contract for the Provision of Wireless Service and Devices for \$4,406,101 - Council report RTS 10524 (Oct 1, 2014)
5. Contract for the supply and delivery of reinforced concrete pipe, manhole sections and tops for \$4,322,563 - Council report RTS 10675 (Oct 15, 2014)
6. Contract for Phase 3 East Landfill Gas and Leachate System Upgrade at the Vancouver Landfill for up to \$4,189,840 Council report RTS 10605 (July 9, 2014)
7. Contract for the supply and delivery of Ready Mix Concrete for \$3,968,206 - Council report RTS 10543 (May 14, 2014)
8. Contract for the supply and delivery of Fire Rescue Boats and Service Contracts for \$3,116,322 - Council report RTS 10532 (Oct 1, 2014)
9. Contract for the Phase 2 Bloedel Conservatory Roof Panel Replacement Construction for \$1,342,750 (total contract value of Phase 1 & Phase 2 = \$2,382,447) - Council report RTS 10448 (Mar 11, 2014)
10. Contract for the Design, Build, Operate and Maintain CNG Fuel Station and CNG Fuel Supply for \$3,200,000 - Council report RTS 10663 (Oct 15, 2014)

### c. Contracts Awarded and Open Data Activities

The list of all awarded contracts valued at \$75,000 or greater is attached in Appendix B to this report. All contract awards are posted on BC Bid and reports showing award information are available on the City of Vancouver web site and Open Data Catalogue (links below). As part of our Open Data initiative, SCM has also enhanced the accessibility of procurement information to the public through:

- a) The addition of an "Awarded Bids" section on the CoV website for easy access to award information
- b) The increase in frequency for reporting awarded bids from annually to quarterly
- c) The inclusion of information on the bidders and bid amounts
- d) The posting of "Bid Committee Decision Reports" on the CoV website

<http://vancouver.ca/doing-business/bid-committee-documents.aspx>\*  
<http://vancouver.ca/your-government/open-data-catalogue.aspx>

*\*This link will redirect you to the City of Vancouver public website - Awarded Bids section.*

#### d. Sole Source Contract Awards

The SCM department processed a total of \$130,097,344 in contracts in 2014. Of that value, \$128,064,037 (98.4%) was awarded using a competitive bid process and just \$2,033,307 (1.6%) was awarded to bids on a sole source basis under the procurement policy. Of the 1.6% sole source, 1.1% was awarded following the public posting of a Notice of Intent to Contract and only 0.5% were urgent and/or highly specialized and awarded prior to issuance of a public notice. The 38 sole source contracts awarded ranged from \$5,000 to \$192,000. In all instances, a public posting of the sole source award was issued on the City of Vancouver web site.

The Procurement Policy outlines circumstances whereby competitive bidding is not required and contracts may be sole sourced. The competitive award ratio demonstrates that the City is successful in achieving on its core procurement objectives of conducting a competitive and open process while maximizing the value for money in the acquisition of goods and services.

The complete list of sole source contract awards for 2014 is attached in Appendix C to this report.

#### e. Surplus Asset Disposal

The procurement policy provides for the orderly disposal of any materials owned by the City which are declared to be surplus to present and future department requirements. In 2014, a total of \$1,693,761 in revenue was generated through the orderly disposal of surplus vehicles and small equipment assets.

## 2. Warehouse and Inventory Management

In line with the City's long-term strategic goal of sustaining fiscal health and administrative effectiveness, Supply Chain Management is undertaking a project to streamline and enhance warehouse and inventory operations; operations that are currently managed under several departments and boards.

The Warehousing and Inventory Management (WIM) project, managed through Vancouver Services Review, was launched with the objectives of providing a single view of the City's inventory operations and ensuring that the right supplies are available and delivered as needed in the most sustainable and cost-efficient way.

Through a phased approach, the project is working to achieve its objectives by:

- Standardizing processes and procedures for core warehouse functions (material handling, order management, product storage and information management)
- Improving information management and technology
- Building an organizational structure to support core functions within Supply Chain Management
- Optimizing warehouse layouts and equipment management if needed

Ultimately, the project is working to improve the efficiency of operations, enhance accountability and provide better value to internal customers and Vancouver residents.

## Project Phase 1

In Phase 1, the project focused on streamlining warehouse and inventory operations at 4 of out of 13 sites. The sites under phase 1 were Manitoba Yards - Central Stores, Evans Yard Stores, National Yard Stores and Heavy Urban Search and Rescue (HUSAR).

This first phase was completed in September 2014. Notable achievements include:

- Reducing inventory value for Phase 1 warehouses by approximately 25% from \$5.5 million to \$4.1 million over twelve months ending December 2014. Phase 1 inventory represented 47% of the total City inventory value.
- Designing and implementing a consolidated organizational structure for Phase 1 warehouses under the Director, Supply Chain Management
- Standardizing warehouse and inventory processes and procedures, in line with leading practices, impacting 9,900 out of the 16,000 total active SKUs (material/part numbers). Consolidating 4 standalone inventory tracking systems to one CoV enterprise SAP system
- Developing SAP reports and a key performance indicator dashboard to track operational efficiency and effectiveness
- Creating an online inventory catalogue for non-SAP customers

## Project Phase 2

The second phase of the WIM project started in October 2014 and is ongoing, focusing on warehouse and inventory operations at Equipment Services Stores (Engineering Services), Civic Theatres Concessions, Fire & Rescue Services Stores and Park Board Concessions Warehouse.

The project leader is continuing to work collaboratively with employees to understand, enhance and standardize core function processes, with the appropriate organizational structure and improved information management for Phase 2 groups.

It is anticipated that Phase 2 will be completed in Q3 2015. The final phase of the project will commence in Q3 2015 and the project is scheduled for completion in Q1 2016.

## 3. Sustainable and Ethical Procurement (SEP)

The City's Sustainable and Ethical Procurement (SEP) Program centres around 5 priorities:

1. Support ethical labour practices
2. Provide opportunities to social enterprises and people with barriers to employment
3. Provide opportunities to purchase local & sustainable food
4. Reduce greenhouse gas (GHG) emissions
5. Reduce waste / increasing recycled content of key goods

These priorities align and support the City's long term strategic goals and City initiatives such as the corporate green operations plan and the food strategy. Supply Chain Management and City department staff worked collaboratively in 2014 to identify and to address these SEP priorities in a broad range of procurement projects.

**Summary of SEP 2014 Accomplishments**

SEP PRIORITY	2014 ACTION	ACCOMPLISHMENT / HIGHLIGHTS
Ethical Labour Practices	To align with the City's Ethical Purchasing Policy, uniform providers under contract were required to provide details on factory and production facility locations.	The locations of factories producing CoV uniform items have been posted to the City's web site supporting greater transparency and accountability for factory practices.
Social Enterprise & People with Barriers	City purchased services valued at \$1.1 million from 14 different social enterprises. These services included micro-cleaning, general maintenance, construction, landscaping and catering.	EMBERS was contracted to convert 1647 East Pender to a Winter Response Shelter and to carry out repairs to Single Room Occupancy Hotels (SROs).  MP Enterprises was awarded contract for landscaping, cleaning and litter pick up for Fraser Collective Parking.
	City executed a contract for Graffiti Removal Services that incorporated a minimum number of hours of work (up to 10%) for people facing barriers to employment.	About 14 per cent of the total contract hours for graffiti removal are done by employees with mental health issues. The service provider has entered into a partnership with a non-profit organisation to provide support to these employees and build its own capacity to employ people with barriers successfully.
Local & Sustainable Food	<p>The City worked with one of its largest food service providers, servicing the Park Board concessions &amp; golf courses, to develop tracking and reporting systems for local food. In 2015 the City will continue to work with other food service providers to enable tracking and reporting for local and sustainable food.</p> <p>The City continued to be committed to being a Fair Trade Town.</p>	<p>In 2014, 42 per cent of food and beverages purchased by Park Board concessions &amp; golf courses was local - raised, grown, produced or processed within BC.</p> <p>In 2013, 39 per cent of food purchased by Evelyn Saller was local and/or sustainable. 2014 figures are still pending.</p> <p>In 2014, 23 CoV locations including concessions, golf courses, civic theatres, and key community services facilities served fair trade coffee.</p>

SEP PRIORITY	2014 ACTION	ACCOMPLISHMENT / HIGHLIGHTS
GHG Emissions Reductions	SCM continued to work with departments to purchase vehicles and equipment that are smaller, more energy efficient, and/or use alternative fuels. These efforts support the City's Greenest City Action Plan goals and commitment to green fleet.	Vehicles and equipment acquired in 2014 are expected to reduce City fleet GHG emissions by about 250 tonnes. Notable acquisitions include: <ul style="list-style-type: none"> <li>• 66 downsized police patrol vehicles</li> <li>• 14 electric and sub-compact vehicles</li> <li>• 2 hybrid refuse trucks.</li> </ul>
Waste Reductions	Bidders on procurements for major facilities and engineering demolition projects were required to divert waste from landfill and incinerator and to provide waste management tracking reports.	In 2013-2014, approx. 3,500 tonnes of material was diverted across 7 projects. An average overall diversion rate achieved was 80%.  The vendor for the deconstruction of the Old Continental Hotel on Granville Street committed contractually to diverting 85% of non-hazardous materials. This project is underway.

Local companies continue to provide a significant amount of goods and services to the City. In 2014, 20% of the contracts awarded (by \$ value) were to companies with a presence in Vancouver, 81% in Metro Vancouver, and 99% had a presence in Canada. Chart A5 in Appendix A provides details on the contract awards by vendor location.

Externally, as a founding member, the City also participated in the Municipal Collaboration on Sustainable Procurement (MCSP); a network of 13 Canadian municipalities sharing resources and expertise to advance sustainable procurement. MCSP recently released its 2014 annual report on the state of municipal sustainable procurement in Canada and the City of Vancouver leads the way in the 10 Best Practice Program Areas for a successful sustainable procurement program. A snapshot of progress on this framework is shown in Appendix A: Chart A6.

## **CONCLUSION**

The emphasis for Supply Chain Management in 2014 was to continue to enhance operations through utilizing leading procurement and warehousing and inventory management practices. This focus is a natural progression on the maturity path towards an optimized function. Once again, the department was involved in a variety of procurement activities, supporting many City operational and capital programs in achieving the City's goals. This was evident in the number and types of procurements conducted and resulted in value for the citizens of Vancouver.

\* \* \* \* \*



Chart A1: Awarded Contracts by Final Contract Approval Level

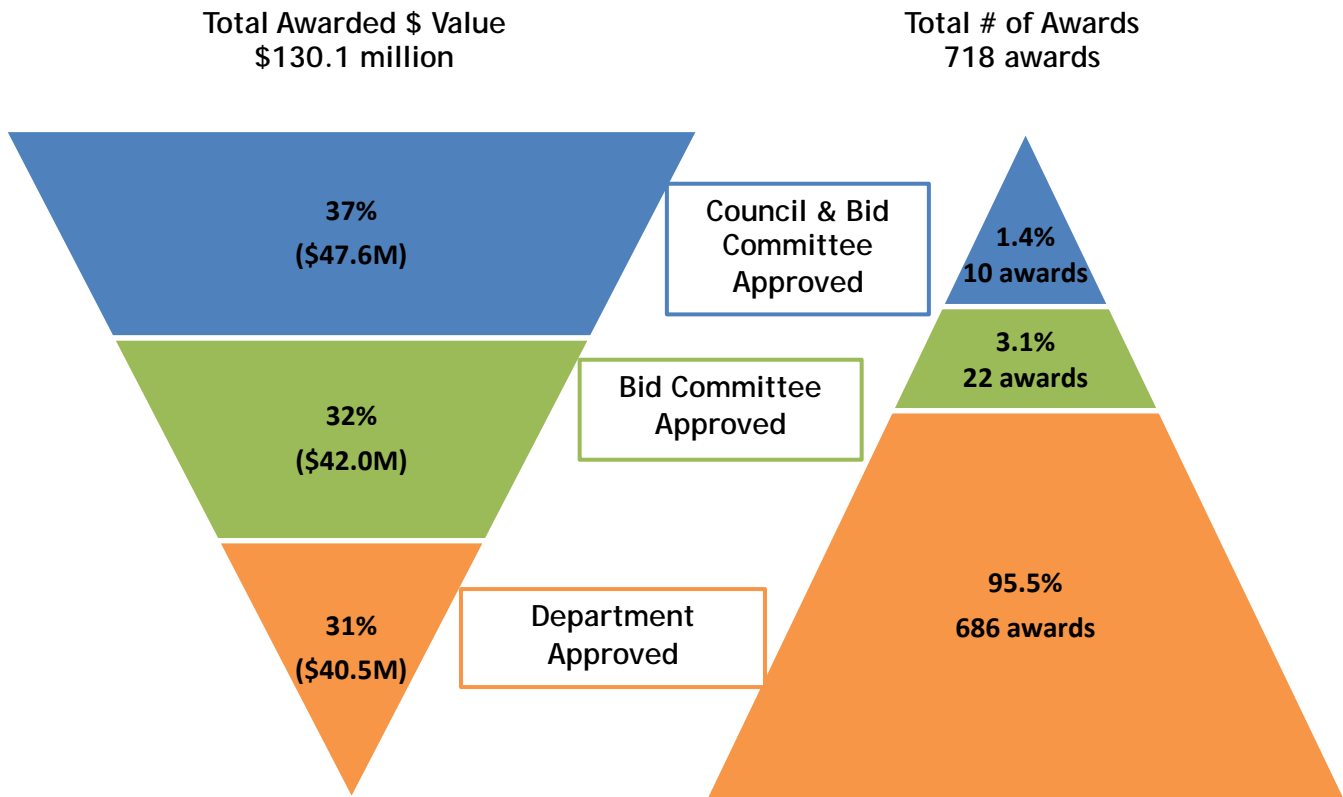
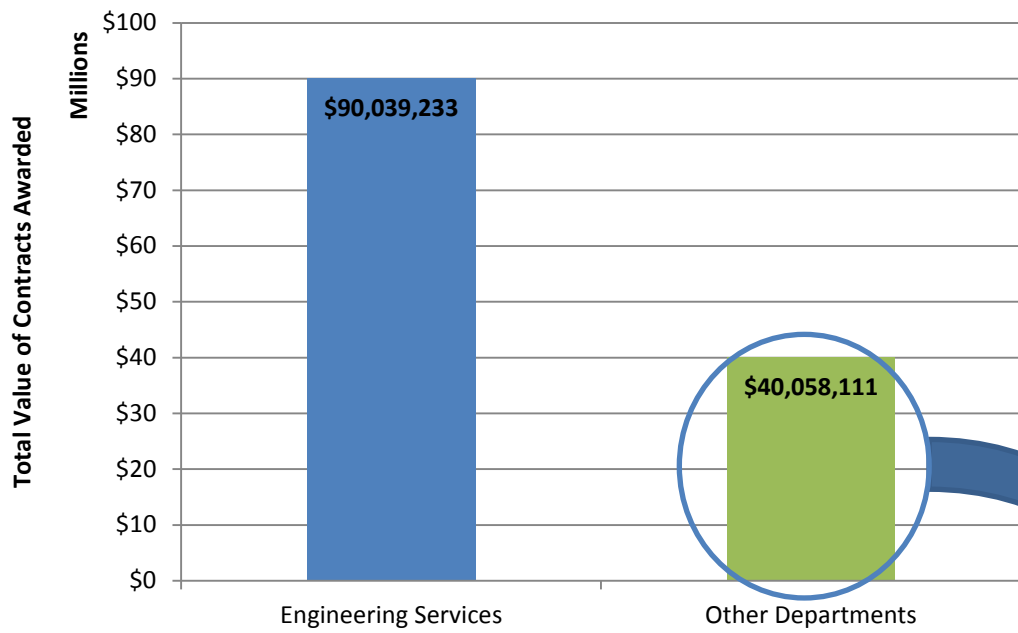


Chart A2: Contract Awards by Department



Other Departments Contract Awards

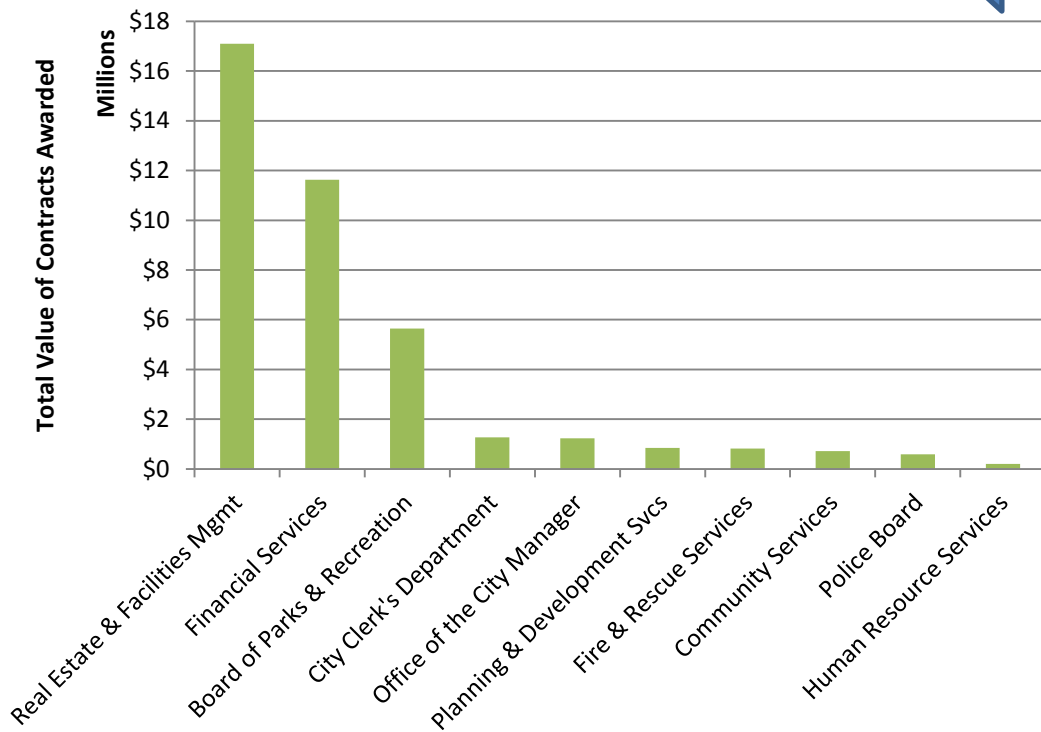


Chart A3: Contract Transactions by Value Range

Value Range	Number of Agreements	Percentage by Number	Contract Value in Range	Percentage by Value
Less than \$75,000	562	78.2%	\$ 11,733,956.79	9.0%
\$75,000 to \$499,999	121	16.9%	\$ 24,240,517.47	18.6%
\$500,000 to \$1,999,999	20	2.8%	\$ 21,103,587.24	16.2%
\$2,000,000 or greater	15	2.1%	\$ 73,019,282.72	56.2%
<b>Total</b>	<b>718</b>	<b>100%</b>	<b>\$ 130,097,344.22</b>	<b>100%</b>

Chart A4: Sole Source - Emergency, Urgent or Highly Specialized Contract Awards

Type	Number of Agreements	Percentage by Number	Contract Value in Range	Percentage by Value
Notice of Intent to Contract	23	60.5%	\$ 1,435,314.73	70.6%
Urgent or Highly Specialized	15	39.5%	\$ 597,992.50	29.4%
<b>Total</b>	<b>38</b>	<b>100%</b>	<b>\$ 2,033,307.23</b>	<b>100.0%</b>

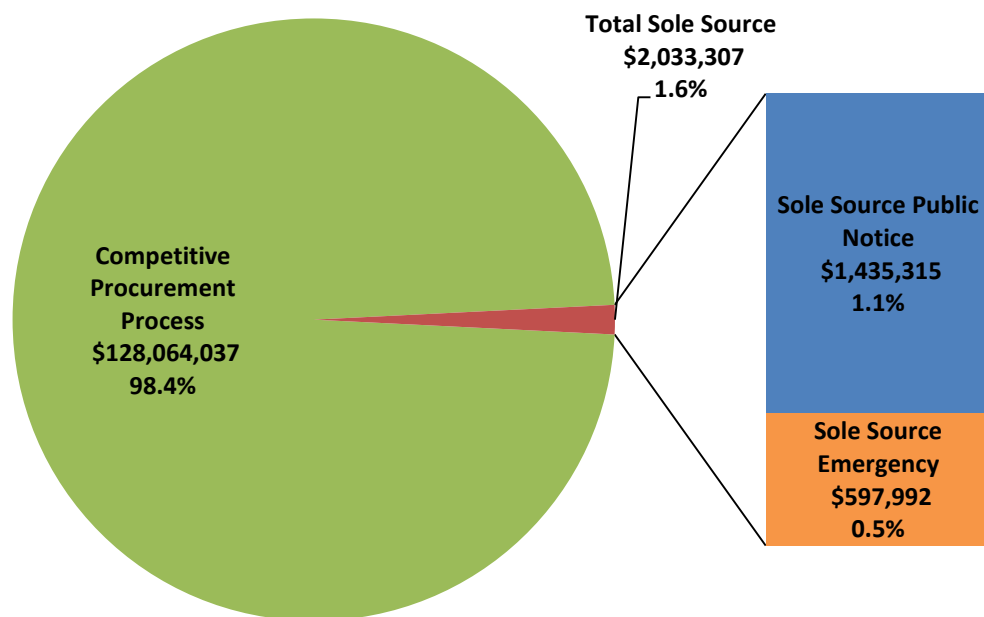


Chart A5: Contract Awards by Vendor Location

Location	Number of Awarded Vendors	Percentage by Number (Cumulative)	Contract Value	Percentage by Value (Cumulative)
Vancouver	221	30%	\$ 25,469,815.73	20%
Metro Vancouver	554	75%	\$ 105,057,182.18	81%
British Columbia	593	80%	\$ 109,326,915.79	84%
Canada	710	96%	\$ 128,762,497.20	99%
North America	736	99%	\$ 129,889,068.29	100%
Other	5	100%	\$ 208,275.93	100%
<b>Total</b>	<b>741</b>		<b>\$ 130,097,344.22</b>	

*Metro Vancouver is defined according to Translink definitions.*

Chart A6: City of Vancouver Sustainability and Ethical Procurement (SEP) Progress

Source: *The Annual Report on the State of Municipal Sustainable Procurement in Canada: 2014 Trends & Best Practices* by Reeve Consulting

10 Best Practice Program Areas Progress Chart

Program Areas	Strategy & Action Plan	Green Purchasing Policy	Supplier Code of Conduct	Additional Sustainability Commitments	Dedicated Staffing & Resources	Procurement Tools & Procedures	Training & Communication	Supplier Engagement	Measurement & Reporting	Leadership & Collaboration
Calgary	◐	◐	◐	◑	●	◐	◐	◐	◑	◐
Edmonton	●	●	●	●	●	●	◑	◐	◐	●
Grand Prairie	◑	◐	○	◐	◐	◑	◑	◑	◐	◑
Kelowna	◐	●	○	◐	◐	◐	◐	◐	◐	◐
Ottawa	◐	●	●	◑	◐	●	●	◐	◑	◑
Saanich	◐	◐	○	◐	◐	◐	◐	◐	◐	◐
Saskatoon	◐	◐	○	◐	◐	○	○	◐	◐	◐
Surrey	◐	◐	◐	◐	◐	◐	◐	◐	◐	◐
Vancouver	●	●	●	●	●	●	◑	●	◑	◑
Victoria	◐	◐	○	◐	○	◐	◐	◐	◐	◐
Whitehorse	◐	◐	○	○	○	◐	◐	○	○	◐

- Just beginning or future priority
- ◐ Some progress made
- ◑ In progress with room for improvement
- ◒ In place; Fairly well developed
- Well developed with solid experience

Contract Reference	Description	Successful Vendor	Contract Award Value	Department
PS20140053	The Supply and Delivery of Mineral Aggregates	Mainland Sand & Gravel ULC	12,561,615.00	Engineering Services
PS20131200	Traffic Control Services	Ansan Traffic Control	8,511,212.52	Engineering Services
PS20130405	Supply and Delivery of Automated Side Loading Refuse Trucks	Rollins Machinery Ltd	7,989,384.00	Engineering Services
PS20130821	Supply and Delivery of Liquid Asphalts for Paving	Mcasphalt Industries Ltd.	7,006,846.00	Engineering Services
PS20140368	The Supply of Vacuum Truck Services	McRae's Environmental Services Ltd	4,530,000.00	Engineering Services
PS20140242	Provision of Wireless Service and Devices for the City of Vancouver	Bell Mobility Inc.	4,406,101.00	Financial Services
PS20140493	The Supply and Delivery of Reinforced Concrete Pipe, Manhole Sections and Tops	Ocean Pipe	4,322,563.00	Engineering Services
PS20130436	Supply and Delivery of Ready Mix Concrete	Lafarge Canada Inc.	3,968,206.00	Engineering Services
PS20140369	2014 LFG and Leachate System Upgrades - Vancouver Landfill	BD Hall Constructors Corp.	3,706,220.00	Engineering Services
PS20140371	CNG Fueling Facility	FortisBC Energy Inc.	3,200,000.00	Engineering Services
PS20140321	Supply and Delivery of Two 40 Foot Fire Rescue Boats	Metal Craft Marine Inc.	3,116,322.80	Engineering Services
PS20140283	Asphalt, Concrete And Rock Crushing Services	Regehr Contracting Ltd.	3,050,310.00	Engineering Services
PS20140305	Recycling Receiving Yard Operating and Hauling Services	Green by Nature EPR	2,621,484.00	Engineering Services
PS20140090	Managed Print Services	Ricoh Canada Inc.	2,029,018.40	Financial Services
PS20140767	Powell Street Overpass (Extension)	B. A. Blacktop Ltd	2,000,000.00	Engineering Services
PS20130775	Building Remediation at 281 Industrial Ave.	Heatherbrae Builders Co Ltd	1,905,800.00	Real Estate & Facilities Mgmt
PS20130694	Supply and Delivery of Street Lighting and Traffic Poles	Nova Pole International Inc.	1,542,519.00	Engineering Services
PS20140444	Supply and Delivery of Mineral Aggregates (Extension)	Mainland Sand & Gravel Ltd	1,500,000.00	Engineering Services
PS20140001	Sewer Separation Construction	Pedre Contractors Ltd	1,380,775.75	Engineering Services
PS20130871	Bloedel Conservatory Roof Panel Replacement Phase 2	Spectrum Skyworks Inc.	1,342,750.00	Real Estate & Facilities Mgmt
PS20130575	Provision of Contracted Janitorial Services	Executive Building Maintenance Inc.	1,202,179.00	Real Estate & Facilities Mgmt
PS20140135	Supply and Delivery of Uniforms	Multiple Vendors	1,162,062.00	Financial Services
PS20130397	Graffiti Removal Services	Levellen Holdings Corp.	1,144,836.00	Engineering Services
PS20140139	Deconstruction and Removal of Old Continental Residence Building	Pacific Blasting & Demolition Ltd	1,128,634.00	Real Estate & Facilities Mgmt
PS20140568	Water Main Supply and Installation for Napier Street	Sandpiper Contracting LLP	1,089,611.00	Engineering Services
PS20140291	Supply & Delivery of Water Meters	Emco Corporation	1,088,182.20	Engineering Services
PS20140356	Re-Roofing of Three Buildings	Multiple Vendors	1,005,246.66	Real Estate & Facilities Mgmt
PS20140251	Excavated Waste Hauling Contract Extension	Mainland Demo Contracting Ltd	969,000.00	Engineering Services
PS20140567	Skeena Pump Station Refurbishment	Earthco Underground Ltd.	904,973.00	Engineering Services
PS20131313	Supply and Delivery of Municipal Castings	Dobney Foundry Ltd	763,383.00	Engineering Services

Contract Reference	Description	Successful Vendor	Contract Award Value	Department
PS20130884	Supply of Mattress Recycling Services	Multiple Vendors	665,400.00	Engineering Services
PS20140151	Re-Roofing Of Five Buildings	Multiple Vendors	623,677.48	Real Estate & Facilities Mgmt
PS20140190	Baseball Field Renovation at Hastings Community Park	Wilco Civil Inc.	603,071.00	Board of Parks & Recreation
PS20140013	Supply and Delivery of Lumber	Northern Building Supply Ltd	572,119.77	Engineering Services
PS20140314	Supply and Installation of an Eductor System	Quantum Murray LP	509,367.38	Real Estate & Facilities Mgmt
PS20130562	Cellular, PDA and Wireless Service for the Vancouver Police Department	Bell Mobility Inc.	480,240.00	Police Board
PS20131010	Supply and Delivery of Plumbing Supplies	B.A. Robinson Co Ltd.	467,805.75	Financial Services
PS20140556	Supply & Delivery of Reinforced Concrete Pipe, Manhole Sections and Tops	Ocean Pipe	460,000.00	Engineering Services
PS20140602	Sysco - 2014-2015 Concessions Season	Sysco Vancouver	450,500.00	Board of Parks & Recreation
PS20140386	Orpheum QET Chiller Replacement	Keith Plumbing And Heating Co Ltd	442,000.00	Real Estate & Facilities Mgmt
PS20140847	Construction of Beaconsfield Garden and Pandora Park Children's Water Spray Park	Multiple Vendors	438,729.00	Board of Parks & Recreation
PS20140002	Construction of New Park at 6th & Fir	Cedar Crest Lands (BC) Ltd	433,320.00	Board of Parks & Recreation
PS20140449	Heritage Action Plan	Donald Luxton & Associates	425,865.00	Planning & Development Svcs
PS20140088	QET Stage Pit Elevator Upgrade - Supply and Install ITT	City Elevator Ltd	420,000.00	Real Estate & Facilities Mgmt
PS20140786	Granville Residence Masonry Rehabilitation # North, South and West Elevations	Parkwood Construction Ltd	410,412.50	Real Estate & Facilities Mgmt
PS20140970	Ticket Collections (Extension)	ARO Inc.	400,000.00	Financial Services
PS20140913	Hired Sweepers for Leaf Removal Program	Multiple Vendors	400,000.00	Engineering Services
PS20140032	Architectural Services for Building Renovation - 312 Main	DA Architects + Planners	388,805.50	Real Estate & Facilities Mgmt
PS20140357	Temporary Fire Hall No. 5 - Relocation	Parkwood Construction Ltd	375,860.00	Real Estate & Facilities Mgmt
PS20140940	Construction Services for the Gathering Place Heat Pump Replacement	Broadway Refrigeration & Air	366,260.00	Real Estate & Facilities Mgmt
PS20140516	Voting Station Hardware and Support Services for the 2014 Election	Compugen Inc.	344,047.15	City Clerk's Department
PS20140446	Consultants for Hastings Park Infrastructure Study	Urban Systems Ltd	340,000.00	Board of Parks & Recreation
PS20140062	Contractor for AAA Horse & Carriage Terminal	Wilco Civil Inc.	328,370.00	Board of Parks & Recreation
PS20140410	Legal Services System Replacement	Synaptec Software Inc.	322,077.00	Office of the City Manager
PS20131199	Re-roofing of Orpheum Theatre	Flynn Canada Ltd	300,121.00	Real Estate & Facilities Mgmt
PS20140012	Supply & Delivery of Water Meter Assemblies	Corix Water Products LP	300,000.00	Engineering Services
PS20140643	General Contractor for Vivian Creek Culvert Replacement	Pedre Contractors Ltd	287,990.00	Board of Parks & Recreation
PS20140301	Structural Consulting Services	Ausenco Engineering Canada Inc.	287,649.24	Real Estate & Facilities Mgmt

Contract Reference	Description	Successful Vendor	Contract Award Value	Department
PS20140230	Firehall Renewal Study	Dillon Consulting Limited	285,604.00	Real Estate & Facilities Mgmt
PS20140024	Sun Yat-Sen Garden Phase 1 Restorations	Parkwood Construction Ltd	285,328.00	Real Estate & Facilities Mgmt
PS20131362	Supply and Delivery of Various Vehicles	Multiple Vendors	284,041.00	Engineering Services
PS20140465	Firefighter Turnout Gear	Associated Fire Safety Equipment	283,113.15	Fire & Rescue Services
PS20140177	Preliminary Design Of The Georgia Ramp & Steps	MMM Group Ltd	279,575.00	Engineering Services
PS20140677	Consultant for Transportation Panel Survey	CH2M Hill Canada Limited	278,516.00	Engineering Services
PS20140575	Supply and Delivery of Fire Hydrants and Gate Valves	Multiple Vendors	265,000.00	Engineering Services
PS20140898	Property Appraisal Program	American Appraisal Canada Inc.	261,890.00	Financial Services
PS20140827	SmartNet Maintenance Renewal Co-Term to Oct 2015	Telus Communications Inc.	256,056.86	Financial Services
PS20140494	Council Chamber AV System Upgrade	Applied Electronics Ltd	254,400.00	City Clerk's Department
PS20140897	Fabricate, Supply and Install Shelters at Artificial Turf Fields	Cedar Crest Lands (BC) Ltd	253,972.00	Board of Parks & Recreation
PS20140387	Sport Field Amenity Improvements RFP	Bruce Carscadden Architect Inc.	250,835.00	Real Estate & Facilities Mgmt
PS20140473	Painting of Street Poles and Attachments	L & L Painting & Sandblasting	249,851.85	Engineering Services
PS20140119	Coastal Flood Risk Assessment Phase 2	Compass Resource Management	245,450.00	Engineering Services
PS20140307	Licence Plate Recognition (LPR) Technology	Multiple Vendors	242,514.00	Engineering Services
PS20140231	VanDusen Floral Hall Renovation	Matra Construction Inc.	242,333.33	Real Estate & Facilities Mgmt
PS20140731	CISCO Nexus equipment for the Primary Data Centre	Telus Communications Inc.	233,742.42	Financial Services
PS20140679	Production and Delivery of Voter Information Cards	Docu-Link International Inc.	228,900.00	City Clerk's Department
PS20140212	Consulting Services for Engineering Project Management Office Support	KPMG LLP	220,500.00	Engineering Services
PS20140193	Construction of Electrical System at VanDusen Garden	Western Pacific Enterprises GP	218,676.00	Real Estate & Facilities Mgmt
PS20140354	Domino Support Services 12-month Renewal	Open Text Inc.	217,844.57	Financial Services
PS20140180	BC Hydro Continuous Optimization Program - Phase 2	Multiple Vendors	212,034.50	Real Estate & Facilities Mgmt
PS20131350	Lease of Multi-Function Devices	Xerox Canada Ltd	208,107.60	Financial Services
PS20140027	Construction Services for Hastings Park - Signage & Way-finding	Knight Signs	205,783.88	Community Services
PS20131232	False Creek Geotechnical Assessment	Thurber Engineering Ltd	204,925.00	Engineering Services
PS20140755	Supply & Delivery of LED Street Lighting Cobrahead Luminaires	Eecol Electric (Sask) Inc.	200,000.00	Engineering Services
PS20140382	Robson/Burrard Trolley Overhead Construction	Coast Mountain Bus Company	200,000.00	Engineering Services
PS20131271	Supply & Delivery of Bicycle Counting Equipment	ECO-Compteur Inc.	200,000.00	Engineering Services



Contract Reference	Description	Successful Vendor	Contract Award Value	Department
PS20131095	Excavator Services: Pender Transmission Main	Cliff Woolner (DBA)	195,000.00	Engineering Services
PS20140883	1122 SW Office Stucco Wall Renovation	All Round Home Improvements	194,042.81	Real Estate & Facilities Mgmt
PS20131036	Optical Ballot Tabulators	Election Systems & Software LLC	193,975.00	City Clerk's Department
PS20140904	East Wing City Hall Abatement	Nucor Environmental Solutions Ltd	193,910.00	Real Estate & Facilities Mgmt
PS20140648	Dock Replacements: Design/Build Or Supply/Install	Vancouver Pile Driving Ltd	192,000.00	Board of Parks & Recreation
PS20140824	Architectural Oversight For Social Housing At 95 East 1st Avenue	exp Services Inc.	190,280.00	Real Estate & Facilities Mgmt
PS20140306	Supply and Delivery of Hybrid Vehicles	Open Road Toyota - Richmond	182,187.00	Engineering Services
PS20140222	Graffiti Removal Services - Amending Agreement No. 2	Levellen Holdings Corp.	182,000.00	Engineering Services
PS20140220	Concrete Truck Delivery Service	Yard At A Time Concrete (1988) Ltd.	176,000.00	Engineering Services
PS20140615	Supply and Delivery of ERDIP Pipe	Kubota Corporation	174,700.93	Engineering Services
PS20140599	Gantry Design, Inspection & Maintenance Services	Stantec Architecture Ltd	171,968.00	Engineering Services
PS20141019	Fitness Equipment for Community Centres	Life Fitness	170,000.00	Board of Parks & Recreation
PS20140022	Citizen's Assembly	MASS LBP Inc.	169,345.00	Planning & Development Svcs
PS20141055	New Paddling Centre At Creekside Community Centre	McFarland Marceau Architects Ltd	168,501.00	Real Estate & Facilities Mgmt
PS20140805	Cleaning Services at CoV Comfort Stations	Jim Scott	161,110.00	Engineering Services
PS20141124	Supply And Delivery Of Motorola SCADA Products- Ace 3600 Distribution	CTH Systems Ltd	159,172.00	Engineering Services
PS20140655	Mortal Coil - 2014-2015 Season	Mortal Coil Performance Society	156,250.00	Board of Parks & Recreation
PS20140341	Roof Restoration For VanDusen Gardens Administration Building	Marine Roofing (1996) Ltd	151,963.00	Real Estate & Facilities Mgmt
PS20140667	Shoring Equipment	Direct Equipment West Ltd	150,000.00	Engineering Services
PS20140259	Supply & Delivery of Weather Resistant Decals for Recycling Carts	The Printing House	148,788.00	Engineering Services
PS20140297	Oracle Database Support Maintenance Yearly Renewal	Oracle Canada ULC	140,737.43	Financial Services
PS20140529	School Active & Safe Transportation Plan	Environmental Education Action	140,000.00	Engineering Services
PS20140144	Consultancy for Playground Audit	Sharp & Diamond Landscape	136,522.70	Board of Parks & Recreation
PS20140923	Winter Response	Embers	135,875.00	Real Estate & Facilities Mgmt
PS20140922	Professional Roofing Consultant Services For 9 Buildings	Multiple Vendors	134,450.00	Real Estate & Facilities Mgmt
PS20141129	Vancouver Fire Department E-learning Training System SW Licenses	Medteq Solutions CA Ltd	132,183.00	Fire & Rescue Services
PS20140431	Domestic Water Re-Piping - Heritage Hall	Piperun Plumbing and Mechanical	127,500.00	Real Estate & Facilities Mgmt

Contract Reference	Description	Successful Vendor	Contract Award Value	Department
PS20131035	Electronic Voters' List	Comprint Systems Inc.	126,000.00	City Clerk's Department
PS20140770	China Town Heat Pump Replacement	Davidson Bros Mechanical	125,046.84	Real Estate & Facilities Mgmt
PS20131164	NEFC Transportation Study	Delcan Corporation	124,990.00	Engineering Services
PS20140737	Furniture for Taylor Manor	Multiple Vendors	124,250.93	Real Estate & Facilities Mgmt
PS20131228	Consultant Services for Pump Station Design at Skeena and Cornett	Omni Engineering Inc.	122,350.00	Engineering Services
PS20140158	Lagan Yearly Maintenance Renewal for 311 Software	Lagan Technologies Inc.	119,467.77	Financial Services
PS20130810	Consultant for Seasonal Rainwater Study	Kerr Wood Leidal Associates Ltd.	118,204.00	Engineering Services
PS20140089	Playhouse Theatre Stage Pit Cylinder Upgrade - Supply and Install	City Elevator Ltd	115,283.00	Real Estate & Facilities Mgmt
PS20140367	Musqueam Integrated Stormwater Management Plan	Kerr Wood Leidal Associates Ltd.	111,829.00	Engineering Services
PS20130240	Training providers for Agile/Scrum training and Software Specific Training	Multiple Vendors	110,165.10	Office of the City Manager
PS20140660	Construction Services for QLS Pit Repairs	Polycrete Restorations Ltd	108,000.00	Real Estate & Facilities Mgmt
PS20140471	Collingwood House RTU Replacements	Davidson Bros Mechanical	107,843.00	Real Estate & Facilities Mgmt
PS20130882	Open 311 Capital Project	PublicStuff Inc	105,150.00	Financial Services
PS20140472	2014 Embers Employment	Embers	105,000.00	Engineering Services
PS20140093	Bridging Consulting Services - Killarney Seniors Centre	Bruce Carscadden Architect Inc	103,550.00	Real Estate & Facilities Mgmt
PS20140332	Supply and Delivery of a Wide Area Mower	Oakcreek Golf & Turf LP	102,995.00	Engineering Services
PS20140614	False Creek Bridge Monitoring Program	Delcan Corporation	100,370.00	Engineering Services
PS20140914	Change Order MMM for Expanding Scope of the Current Georgia Ramp Assignment	MMM Group Ltd	99,945.00	Engineering Services
PS20140616	Provision of Professional Services for Theatrical Performance	DreamRider Theatre Society	97,500.00	Engineering Services
PS20140686	Stanley Park Cycling	CH2M Hill Canada Limited	97,051.00	Board of Parks & Recreation
PS20140380	Supply and Deliver Hot Applied Joint Sealant	McAsphalt Industries Ltd.	94,500.00	Engineering Services
PS20141135	Review of CoV SAP Implementation/Integration with E-Recruiting Modules/Programs	Ernst & Young LLP	93,520.00	Financial Services
PS20130786	Move Consultant and Move Services for Tenant Relocations	Office Move Pro Vancouver	93,097.50	Real Estate & Facilities Mgmt
PS20140394	Coordination And Installation of Pre-rinse Spray Valves	City Green Solutions	92,273.80	Engineering Services
PS20140476	Lease of Covert Vehicles	Multiple Vendors	92,232.00	Engineering Services
PS20140296	Help Centre Software Service Desk Enterprise License Maintenance Renewal	Rightstar Systems	91,268.32	Financial Services
PS20140759	Supply and Deliver Smart Turner pump	Smart Turner Pumps	90,960.00	Engineering Services
PS20140630	IBM Software Subscription and Support Renewal	Insight Canada Inc.	90,548.66	Financial Services

Contract Reference	Description	Successful Vendor	Contract Award Value	Department
PS20131364	Supply and Delivery of Trolley Poles (CMBC) Cambie Bridge North Bike Lane Project	Coast Mountain Bus Company	90,000.00	Engineering Services
PS20140868	Sanding and Aeration Services - Various Parks	Farm Tek Turf Services Inc.	89,000.00	Board of Parks & Recreation
PS20140657	Event Management Services - 2014 FIFA World Cup	brand.LIVE Management Group Inc.	85,480.63	Engineering Services
PS20130840	Surface Emissions Monitoring of Landfill	Golder Associates Ltd.	83,250.00	Engineering Services
PS20131233	RFS Re-Roofing Design at 11 Building	Multiple Vendors	83,035.00	Real Estate & Facilities Mgmt
PS20131220	Orpheum Theatre - Supply Fan Replacement	JUST Mechanical Ltd.	82,550.00	Real Estate & Facilities Mgmt
PS20140486	Lane Remediation - 1134 Burrard - Environmental	Core6 Environmental Ltd	81,975.00	Real Estate & Facilities Mgmt
PS20140308	Prequalification for Truck Shuttling	Multiple Vendors	80,000.00	Engineering Services
PS20140339	Digital Signage Menu Boards, Hardware, Software, Installation and Services for Park and Golf Course Concessions	iMediaT Digital	78,742.25	Board of Parks & Recreation
PS20140835	Construction Services for McCleery Golf Clubhouse	EPS Westcoast Construction Ltd	77,695.00	Real Estate & Facilities Mgmt
PS20141032	Rail Separation	MMM Group Ltd	76,975.00	Engineering Services
PS20140041	Lease of Various Four (4) Passenger Vehicles	Ensign Pacific Lease Ltd	75,816.00	Engineering Services
PS20140271	Supply, Deliver and Install Pit Scale Replacement at the Vancouver South Transfer Station	Western Scale Co. Ltd	75,100.50	Engineering Services
PS20140873	2015 Budget Writing/Editing/Layout	Victoria Bushnell Consulting	75,000.00	Financial Services
PS20140915	Supply and Install Bike Racks	Multiple Vendors	75,000.00	Engineering Services

Procurement policy Section 9.3 allows for sole source purchases to be executed if there is a single supplier, with a Notice of Intent to Contract (NOITC) posted prior to the award.

Contract Reference	Rationale	Description	Award Amount	Vendor Selected	Department
PS20140615	NOITC	Supply and Delivery of ERDIP Pipe	174,700.93	Kubota Corporation	Engineering Services
PS20141055	NOITC	New Paddling Centre At Creekside Community Centre	168,501.00	McFarland Marceau Architects Ltd	Real Estate & Facilities Mgmt
PS20141124	NOITC	Supply And Delivery Of Motorola SCADA Products- Ace 3600 Distribution	159,172.00	CTH Systems Ltd	Engineering Services
PS20140667	NOITC	Shoring Equipment	150,000.00	Direct Equipment West Ltd	Engineering Services
PS20141129	NOITC	Vancouver Fire Department E-learning Training System SW licenses	132,183.00	Medteq Solutions CA Ltd	Fire & Rescue Services
PS20140616	NOITC	Provision of Professional Services for Theatrical Performance	97,500.00	DreamRider Theatre Society	Engineering Services
PS20140759	NOITC	Supply and Deliver Smart Turner Pump	90,960.00	Smart Turner Pumps	Engineering Services
PS20131342	NOITC	Government and Utility Partnership Review	60,000.00	RDH Building Engineering Ltd.	Engineering Services
PS20131304	NOITC	NEFC - Public Realm Framework	55,540.00	Phillips Farevaag Smallemberg	Planning & Development
PS20140656	NOITC	Green Landlord Consulting Services	46,500.00	Rental Housing Council	Engineering Services
PS20141163	NOITC	HootSuite Annual Subscription	43,700.00	HootSuite Media Inc.	Office of the City Manager
PS20140451	NOITC	Supply and Deliver Correlator Data Loggers	37,760.00	Gutermann Leak Detection	Engineering Services
PS20140912	NOITC	Supply & Deliver Sensys Meter parts (OEM)	34,212.65	Corix Water Products LP	Engineering Services
PS20140131	NOITC	Delivery of Fuel to Vancouver Fire Halls	30,000.00	4Refuel Canada LP	Fire & Rescue Services
PS20140710	NOITC	All Souls 2014	28,900.00	Jardine, Paula	Community Services
PS20140287	NOITC	Distributor for the Stanley Park & Vancouver Park Maps	26,153.90	Certified Folder Display Service	Board of Parks & Recreation
PS20140447	NOITC	Supply & Deliver Correlator Leak Detector	21,600.00	Gutermann Leak Detection	Engineering Services
PS20140132	NOITC	Crane Certification Training	18,000.00	Fulford Harbour Group	Engineering Services
PS20140210	NOITC	Blackwater System Upgrades – Van Dusen Botanical Gardens	15,000.00	Ecofluid Systems Inc.	Real Estate & Facilities Mgmt
PS20140948	NOITC	Supply and Deliver Sensys Small Meter Parts	12,456.25	Corix Water Products LP	Engineering Services
PS20140801	NOITC	City of Vancouver Award Medals	11,975.00	Pressed Metal Products Ltd	Office of the City Manager
PS20140324	NOITC	Training Seminar - Tactical Training Seminar	10,900.00	Calibre Press Inc.	Real Estate & Facilities Mgmt
PS20141038	NOITC	NEU Boiler Parts Spares	10,000.00	Pacific Boiler Ltd.	Engineering Services

Procurement policy Section 9.1 and 9.2 allow for sole source purchases to be executed on an urgent basis or for small value contracts.

Contract Reference	Rationale	Description	Award Amount	Vendor Selected	Department
PS20140648	Urgent	Dock Replacements	192,000.00	Vancouver Pile Driving Ltd	Board of Parks & Recreation
PS20140472	Highly Specialized	Social Enterprise - 2014 Embers Employment	105,000.00	Embers	Engineering Services
PS20140657	Urgent & Highly Specialized	Event Management Services - 2014 FIFA World Cup	85,480.63	brand.LIVE Management Group Inc.	Engineering Services
PS20141069	Urgent	Emergency Repairs - Kingsway Continental	45,886.26	On Side Restoration Services Ltd.	Real Estate & Facilities Mgmt
PS20140994	Urgent	Emergency Flood Mitigation - Granville Residence	41,021.20	On Side Restoration Services Ltd.	Real Estate & Facilities Mgmt
PS20140875	Urgent	Emergency - Flood Remediation - 312 Main Street	37,139.83	On Side Restoration Services Ltd.	Real Estate & Facilities Mgmt
PS20140509	Urgent	Emergency - Clutch Repair - Fire Fleet at Profire	29,843.58	Profire Emergency Equipment Inc.	Fire & Rescue Services
PS20140570	Urgent & Highly Specialized	Assessment of the Aquarium's Captive Marine Mammal Program	13,918.00	The Regents Of The University	Board of Parks & Recreation
PS20140075	Urgent	Emergency - AC Dock Mooring System Repairs	9,000.00	Blue Water Systems Ltd	Engineering Services
PS20140609	Urgent & Highly Specialized	Archaeological Overview Assessment on Blanca Street	8,850.00	Golder Associates Ltd	Engineering Services
PS20140240	Urgent	Emergency - Temporary Mesh Installation at Granville Residence	7,060.00	Koman Construction Limited	Real Estate & Facilities Mgmt
PS20141164	Urgent	Emergency - Overhead Door Repairs	6,440.00	Creative Door Services Ltd	Engineering Services
PS20140243	Urgent	Emergency - Power Line Protection	6,299.00	Trans Power Construction (1999) Ltd	Engineering Services
PS20140397	Highly Specialized	Social Enterprise - Maintenance of Ashtrays on Street Poles - Embers Vancouver	5,000.00	Embers	Engineering Services
PS20140398	Highly Specialized	Social Enterprise - Maintenance of Ashtrays on Street Poles - United We Can	5,000.00	United We Can	Engineering Services