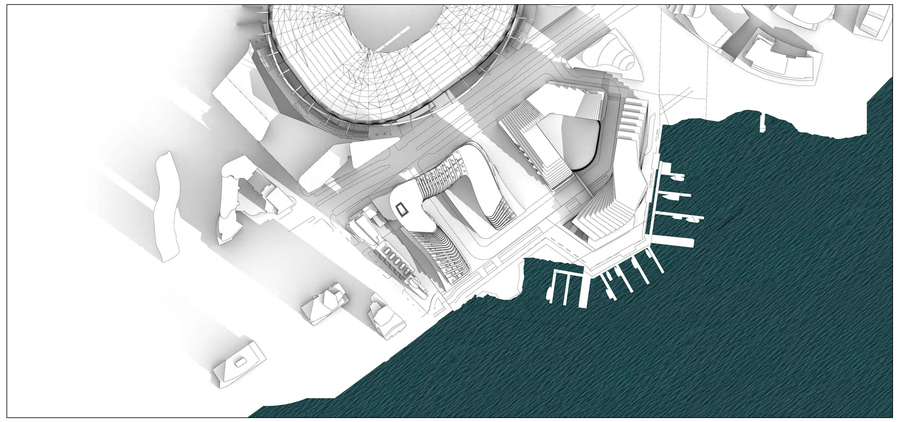

SEPTEMBER 22 - 10:00 AM



DECEMBER 21 - 10:00 AM

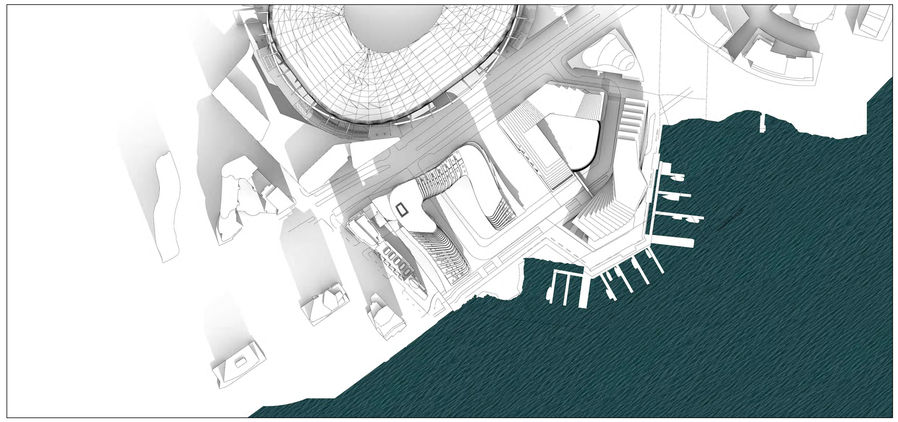

SEPTEMBER 22 - 12:00 PM



DECEMBER 21 - 12:00 PM

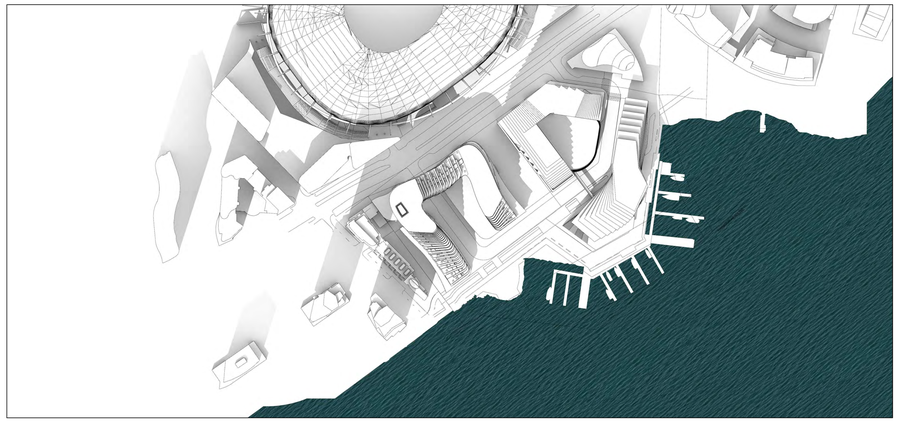

SEPTEMBER 22 - 2:00 PM



DECEMBER 21 - 2:00 PM

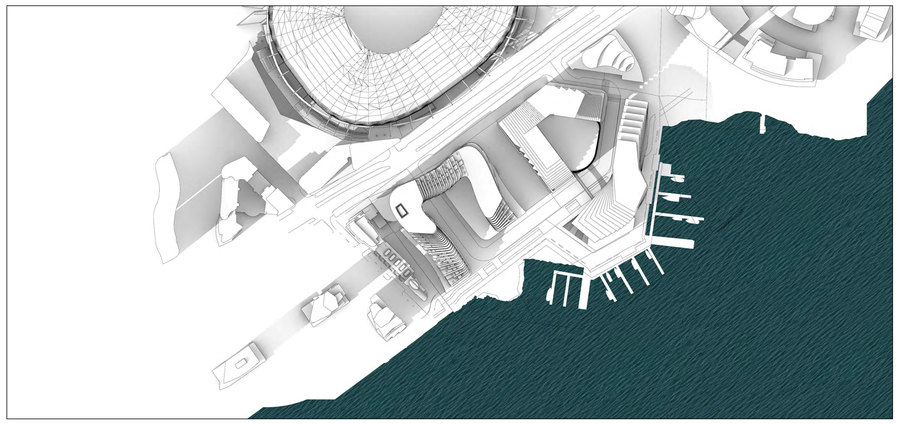

SEPTEMBER 22 - 4:00 PM

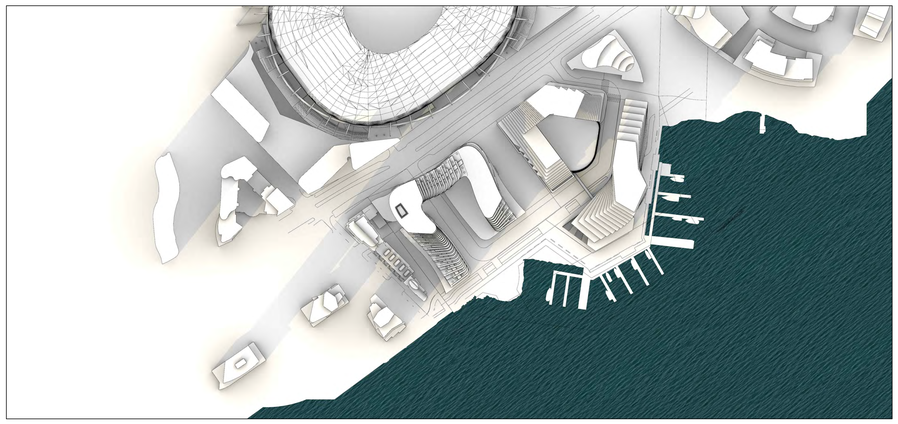

DECEMBER 21 - 4:00 PM

FRANCL
ARCHITECTURE

970 Homer Street, Vancouver, BC, V6B 2W7, Canada
604.688.3252
franclarchitecture.com

Consultants

Notes:

REGISTERED ARCHITECT
WALTER C. FRANCL
VANCOUVER
BRITISH COLUMBIA
2021-12-17

No.	Date	Description
2.	2021 12 17	ISSUED FOR DP
1.	2021 09 20	ISSUED FOR COORDINATION

Revisions / Issues:

Project Title:

PLAZA OF NATIONS
PHASE 1

750 PACIFIC BOULEVARD

VANCOUVER, BC

Sheet Title:

SHADOW ANALYSIS

This drawing as an instrument of service is the property of Francl Architecture Inc. and may not be reproduced without the firm's permission. All information shown on the drawing is for the use in this specific project only and shall not be used otherwise without written permission from this office. Contractors shall verify and be responsible for all dimensions on the job and this office shall be informed of any discrepancies and variations shown on this drawing. Do not scale drawings.

Drawn By: AT

Reviewed by: JK

Plot Date: 2021/12/15

Project North

Graphic Scale

0' 10' 20'

Scale: 1/150

Project No.: 22019

CAD File Name:
22019_PON_1_A108B SHADOW ANALYSIS.DWG

Drawing No.

A108B

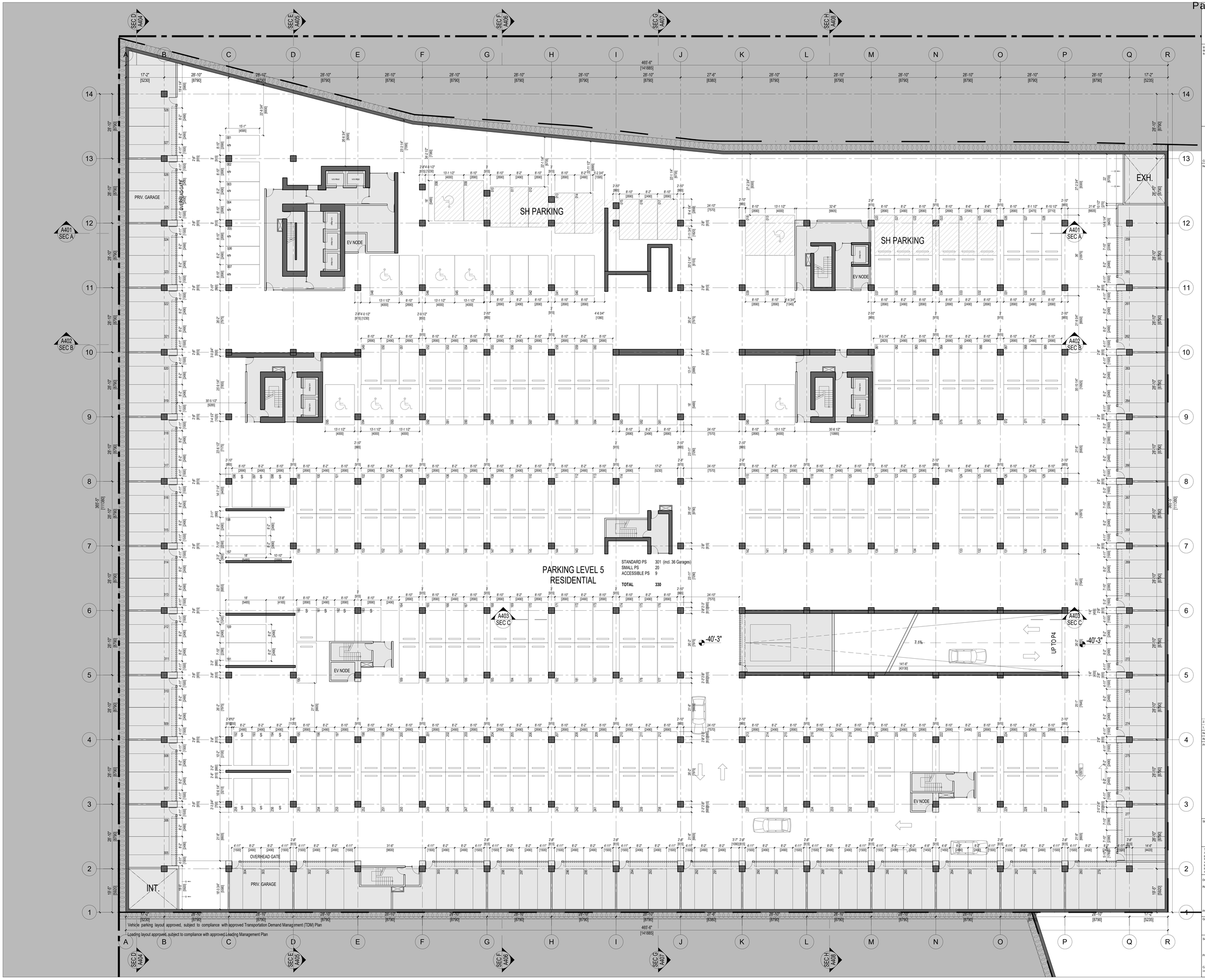

FRANCL ARCHITECTURE

970 Homer Street, Vancouver, BC, V6B 2W7, Canada
604.688.3252
franclarchitecture.com

Consultants

Notes:

REGISTERED ARCHITECT
WALLACE FRANCL MCCLOUGHLIN
VANCOUVER
BRITISH COLUMBIA
2021-12-17

No.	Date	Description
2.	2021 12 17	ISSUED FOR DP
1.	2021 09 20	ISSUED FOR COORDINATION

Revisions / Issues:

Project Title:

PLAZA OF NATIONS
PHASE 1

750 PACIFIC BOULEVARD

VANCOUVER, BC

Sheet Title:

FLOOR PLAN P5

This drawing as an instrument of service is the property of Francl Architecture Inc. and may not be reproduced without the firm's permission. All information shown on the drawing is for the use in this specific project only and shall not be used otherwise without written permission from this office. Contractors shall verify and be responsible for all dimensions on the job and this office shall be informed of any discrepancies and variations shown on this drawing. Do not scale drawings.

Drawn By: EF
Reviewed by: JK
Plot Date: 2021/12/15

Project North

Graphic Scale
0' 10' 20'

Scale: 1/150
Project No.: 22019
CAD File Name: 22019_PCN_1_A200.1_P5.DWG

Drawing No.
A200.1

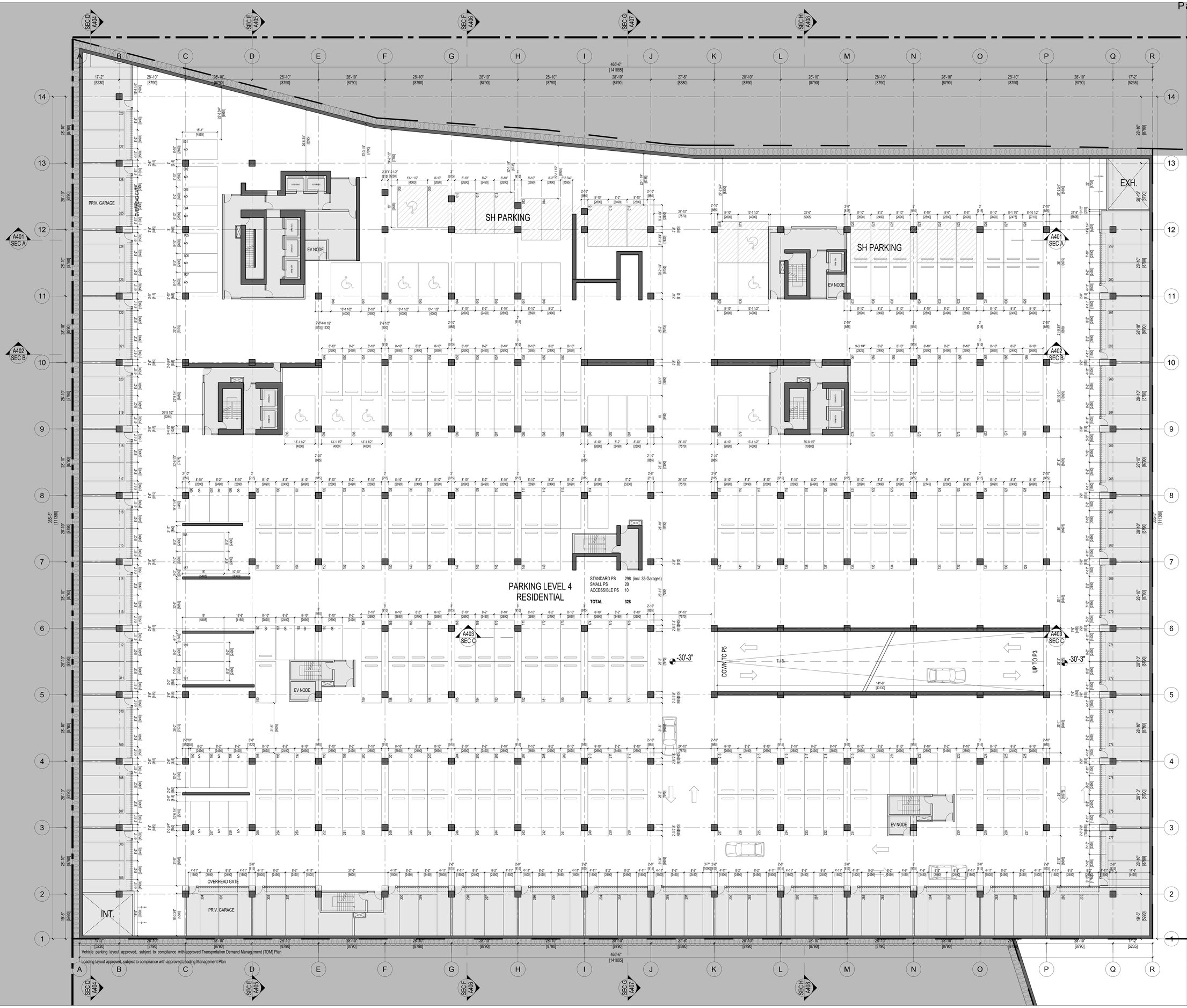

FRANCL ARCHITECTURE

970 Homer Street, Vancouver, BC, V6B 2W7, Canada
604.688.3252
franclarchitecture.com

Consultants

Notes:

REGISTERED ARCHITECT
WALTER C. FRANCL CONSULTING
VANCOUVER
BRITISH COLUMBIA
2021-12-17

No.	Date	Description
2.	2021 12 17	ISSUED FOR DP
1.	2021 09 20	ISSUED FOR COORDINATION

Revisions / Issues:

Project Title:

PLAZA OF NATIONS
PHASE 1

750 PACIFIC BOULEVARD

VANCOUVER, BC

Sheet Title:

FLOOR PLAN P4

This drawing as an instrument of service is the property of Francl Architecture Inc. and may not be reproduced without the firm's permission. All information shown on the drawing is for the use in this specific project only and shall not be used otherwise without written permission from this office. Contractors shall verify and be responsible for all dimensions on the job and this office shall be informed of any discrepancies and variations shown on this drawing. Do not scale drawings.

Drawn By: EF

Reviewed by: JK

Plot Date: 2021/12/15

Project North

Graphic Scale: 0' 10' 20'

Scale: 1/150

Project No.: 22019

CAD File Name: 22019_PON_1_A200.2_P4.DWG

Drawing No.

A200.2

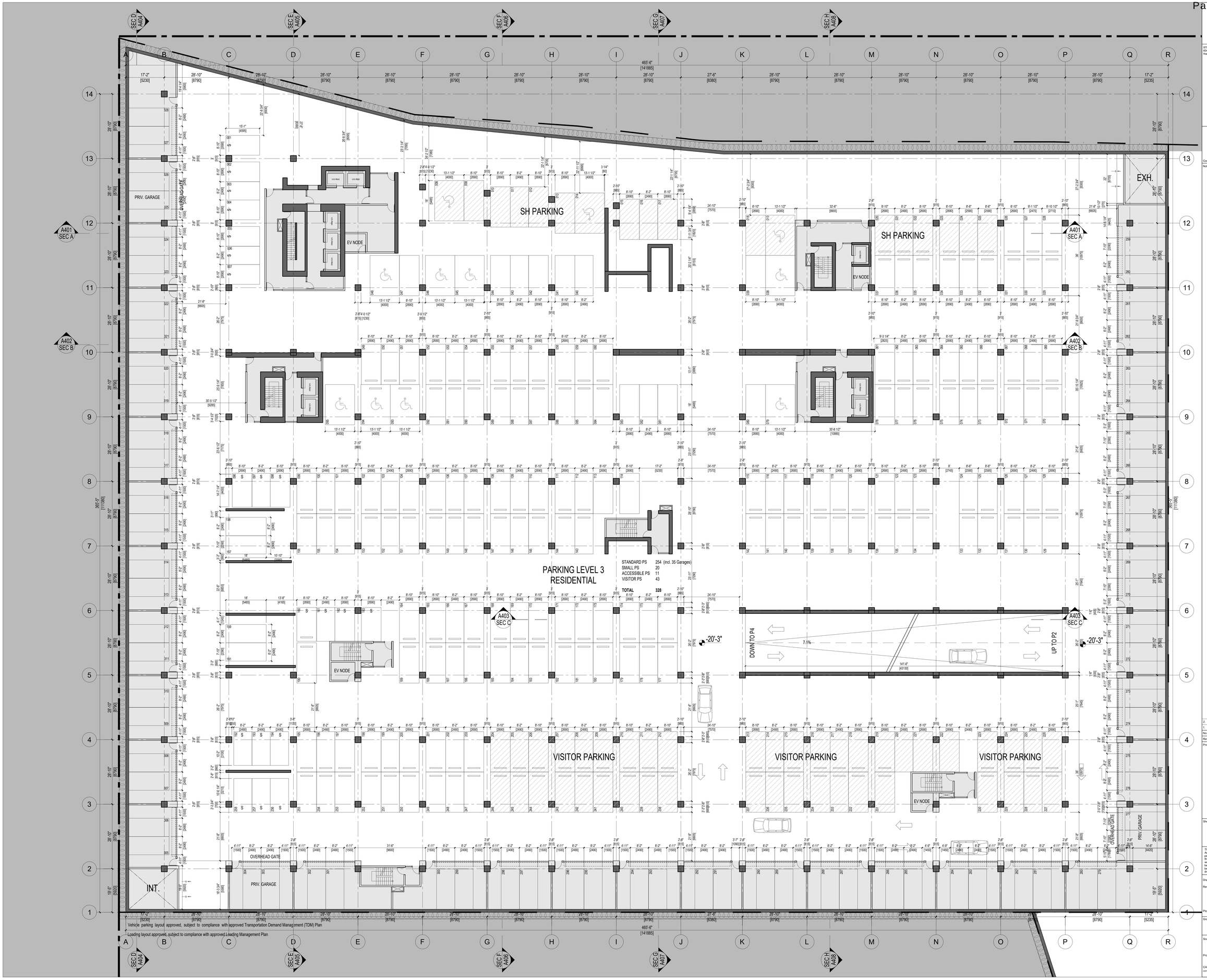

FRANCL ARCHITECTURE

970 Homer Street, Vancouver, BC, V6B 2W7, Canada
604.688.3252
franclarchitecture.com

Consultants

Notes:

REGISTERED ARCHITECT
WALLACE CHANG LOCKHEED
VANCOUVER
BRITISH COLUMBIA
2021-12-17

No.	Date	Description
2.	2021 12 17	ISSUED FOR DP
1.	2021 09 20	ISSUED FOR COORDINATION

Revisions / Issues:

Project Title:

PLAZA OF NATIONS
PHASE 1

750 PACIFIC BOULEVARD

VANCOUVER, BC

Sheet Title:

FLOOR PLAN P3

This drawing as an instrument of service is the property of Francl Architecture Inc. and may not be reproduced without the firm's permission. All information shown on the drawing is for the use in this specific project only and shall not be used otherwise without written permission from this office. Contractors shall verify and be responsible for all dimensions on the job and this office shall be informed of any discrepancies and variations shown on this drawing. Do not scale drawings.

Drawn By: EF
Reviewed by: JK
Plot Date: 2021/12/15

Project North

Graphic Scale
0' 10' 20'

Scale: 1/150
Project No.: 22019
CAD File Name: 22019_PCN_1_A200.3_P3.DWG

Drawing No.
A200.3

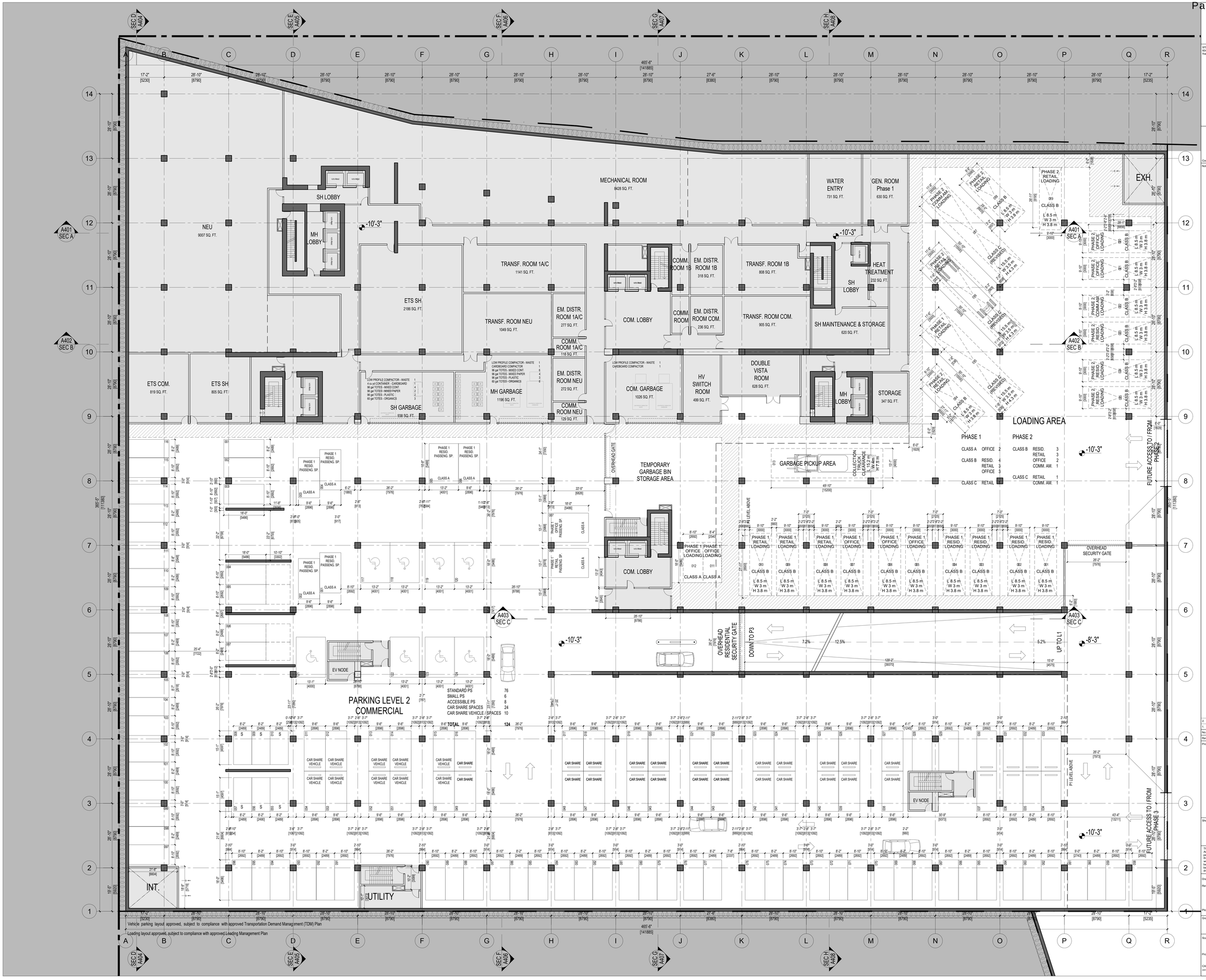

FRANCL ARCHITECTURE

970 Homer Street, Vancouver, BC, V6B 2W7, Canada
604.688.3252
franclarchitecture.com

Consultants

Notes:

REGISTERED ARCHITECT
WALTER C. FRANCL
VANCOUVER
BRITISH COLUMBIA
2021-12-17

No.	Date	Description
2.	2021 12 17	ISSUED FOR DP
1.	2021 09 20	ISSUED FOR COORDINATION

Revisions / Issues:

Project Title:

PLAZA OF NATIONS
PHASE 1

750 PACIFIC BOULEVARD

VANCOUVER, BC

Sheet Title:

FLOOR PLAN P2

This drawing as an instrument of service is the property of Francl Architecture Inc. and may not be reproduced without the firm's permission. All information shown on the drawing is for the use in this specific project only and shall not be used otherwise without written permission from this office. Contractors shall verify and be responsible for all dimensions on the job and this office shall be informed of any discrepancies and variations shown on this drawing. Do not scale drawings.

Drawn By: EF
Reviewed by: JK
Plot Date: 2021/12/17

Project North

Graphic Scale 0' 10' 20'

Scale: 1/150
Project No.: 22019
CAD File Name: 22019_PON 1_A200.4_P2.DWG

Drawing No.
A200.4

FRANCL ARCHITECTURE
970 Homer Street, Vancouver, BC, V6B 2W7, Canada
604.688.3252
franclarchitecture.com

SH LOBBY
MH LOBBY
NEU BELOW
MECHANICAL ROOM BELOW
RAINWATER RETENTION TANK
1616 SQ. FT.
SH STORAGE AREA
19 LOCKERS
GEN. ROOM Phase 1 BELOW
P2-P5 INT. SHAFT
VENT ABOVE
STORAGE
COM. LOBBY
SH LOBBY
SH BICYCLE STORAGE AREA
33 LOCKERS
SH BICYCLE STORAGE AREA
341 LOCKERS
MH BICYCLE STORAGE AREA
59 LOCKERS
RETAIL BICYCLE STORAGE AREA
12 LOCKERS
SH STORAGE AREA
112 LOCKERS
P1 INT. SHAFT
OFFICE BICYCLE STORAGE AREA
17 LOCKERS
MH LOBBY
BICYCLE ELEV.
BIKE WASH / REPAIR STATIONS
LOADING AREA BELOW
BIKE REPAIR STATION
MH BICYCLE STORAGE AREA
471 LOCKERS
COM. LOBBY
BIKE WASH STATIONS
MH BICYCLE STORAGE AREA
724 LOCKERS
SH STORAGE AREA
95 LOCKERS
SH STORAGE AREA
34 LOCKERS
MH STORAGE AREA
200 LOCKERS
MH STORAGE AREA
424 LOCKERS
VENT ABOVE
P1-P6 EXH. SHAFT
UP TO L1
12.5%
5.2%
129'-2" [39370]
10' [4570]
A401 SEC A
A402 SEC B
A403 SEC C
SEC D A404
SEC E A405
SEC F A406
SEC G A407
SEC H A408
3'-9"
-10'-3"
-8'-3"
-10'-3"
3'-9"
3'-9"
3'-9"
Vehicle parking layout approved, subject to compliance with approved Transportation Demand Management (TDM) Plan
Loading layout approved, subject to compliance with approved Loading Management Plan

Consultants

Notes:

REGISTERED ARCHITECT
ERIC FRANCL
BRITISH COLUMBIA
2021-12-17

No.	Date	Revisions / Issues:
2.	2021 12 17	ISSUED FOR DP
1.	2021 09 20	ISSUED FOR COORDINATION

Project Title:

PLAZA OF NATIONS
PHASE 1

750 PACIFIC BOULEVARD

VANCOUVER, BC

Sheet Title:

FLOOR PLAN P1

This drawing as an instrument of service is the property of Francl Architecture Inc. and may not be reproduced without the firm's permission. All information shown on the drawing is for the use in this specific project only and shall not be used otherwise without written permission from this office. Contractors shall verify and be responsible for all dimensions on the job and this office shall be informed of any discrepancies and variations shown on this drawing. Do not scale drawings.

Drawn By: EF
Reviewed by: JK
Plot Date: 2021/12/17

Project North

Graphic Scale 0' 10' 20'

Scale: 1/150
Drawing No. A200.5

Project No.: 22019

CAD File Name: 22019_PON 1_A200.5_P1.DWG

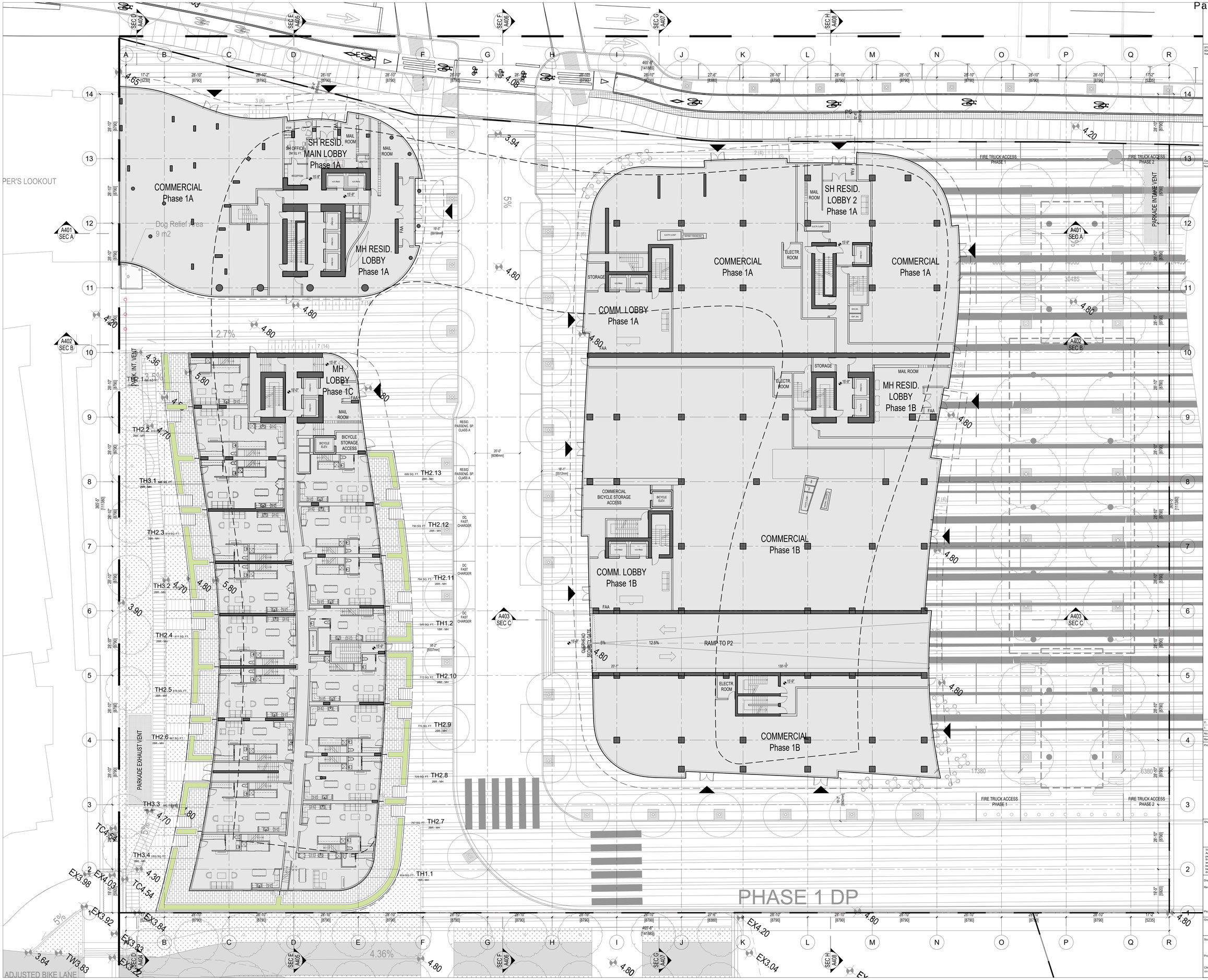

FRANCL
ARCHITECTURE

970 Homer Street, Vancouver, BC, V6B 2W7, Canada
604.688.3252
franclarchitecture.com

Consultants

Notes:

No.	Date	Description
2.	2021 12 17	ISSUED FOR DP
1.	2021 09 20	ISSUED FOR COORDINATION

Revisions / Issues:

Project Title:

PLAZA OF NATIONS
PHASE 1

750 PACIFIC BOULEVARD

VANCOUVER, BC

Sheet Title:

FLOOR PLAN L1

This drawing as an instrument of service is the property of Francl Architecture Inc. and may not be reproduced without the firm's permission. All information shown on the drawing is for the use in this specific project only and shall not be used otherwise without written permission from this office. Contractors shall verify and be responsible for all dimensions on the job and this office shall be informed of any discrepancies and variations shown on this drawing. Do not scale drawings.

Drawn By: EF
Reviewed by: JK
Plot Date: 2021/12/17

Project North

Graphic Scale
0' 10' 20'

Scale: 1/150
Project No.: 22019
CAD File Name: 22019_PON 1_A201_L01.DWG

Drawing No.
A201

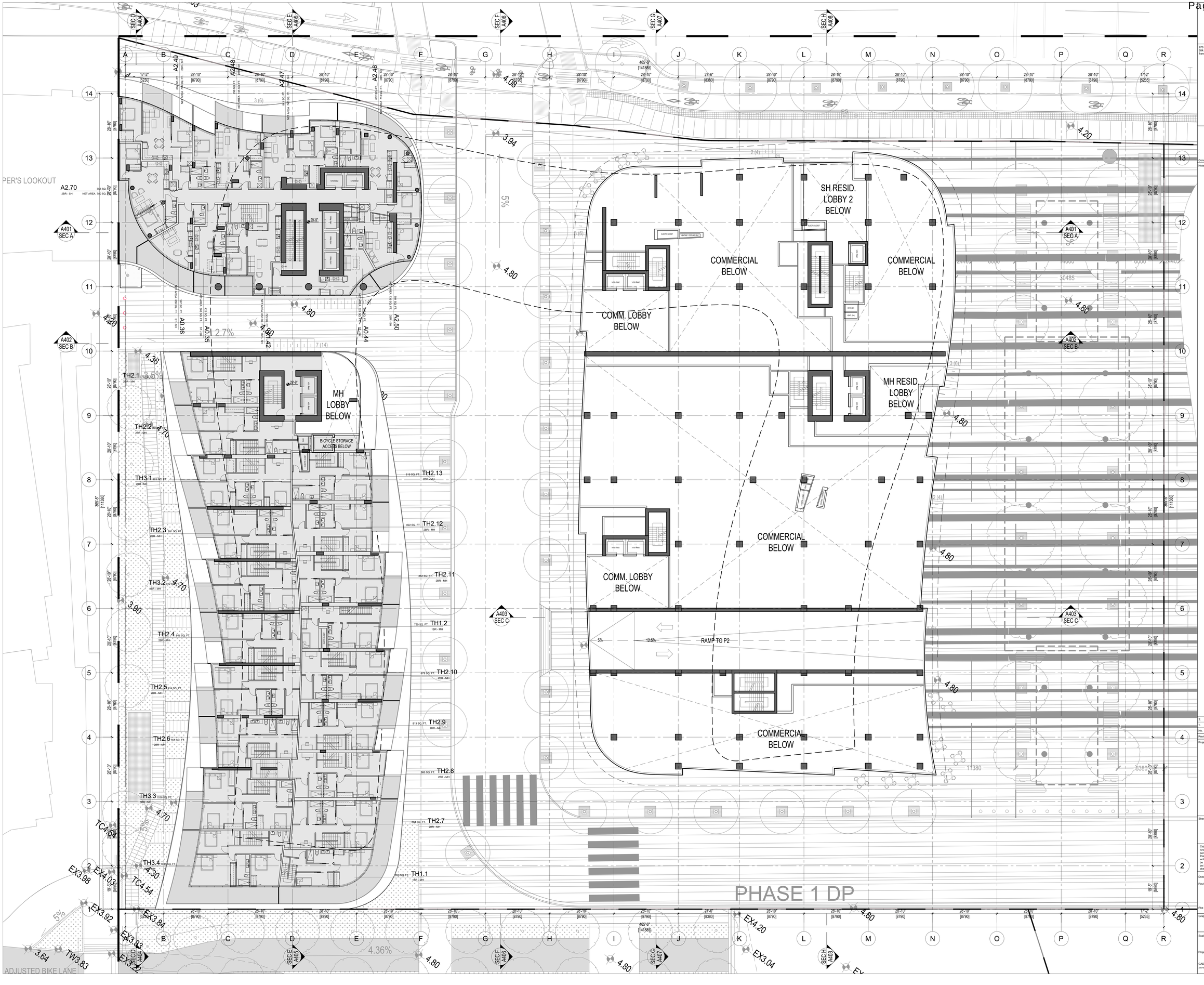

FRANCL ARCHITECTURE

970 Homer Street, Vancouver, BC, V6B 2W7, Canada
604.688.3252
franclarchitecture.com

Consultants

Notes:

REGISTERED ARCHITECT
WALLACE FRANCL CONSULTING
VANCOUVER
BRITISH COLUMBIA
2021-12-17

No.	Date	Description
2.	2021 12 17	ISSUED FOR DP
1.	2021 09 20	ISSUED FOR COORDINATION

Revisions / Issues:

Project Title:

PLAZA OF NATIONS
PHASE 1

750 PACIFIC BOULEVARD

VANCOUVER, BC

Sheet Title:

FLOOR PLAN L2

This drawing as an instrument of service is the property of Francl Architecture Inc. and may not be reproduced without the firm's permission. All information shown on the drawing is for the use in this specific project only and shall not be used otherwise without written permission from this office. Contractors shall verify and be responsible for all dimensions on the job and this office shall be informed of any discrepancies and variations shown on this drawing. Do not scale drawings.

Drawn By: AT
Reviewed by: JK
Plot Date: 2021/12/17
Project North

Graphic Scale: 0' 10' 20'

Scale: 1/150
Project No.: 22019
CAD File Name: 22019_PON 1_A202_L02.DWG
Drawing No. A202

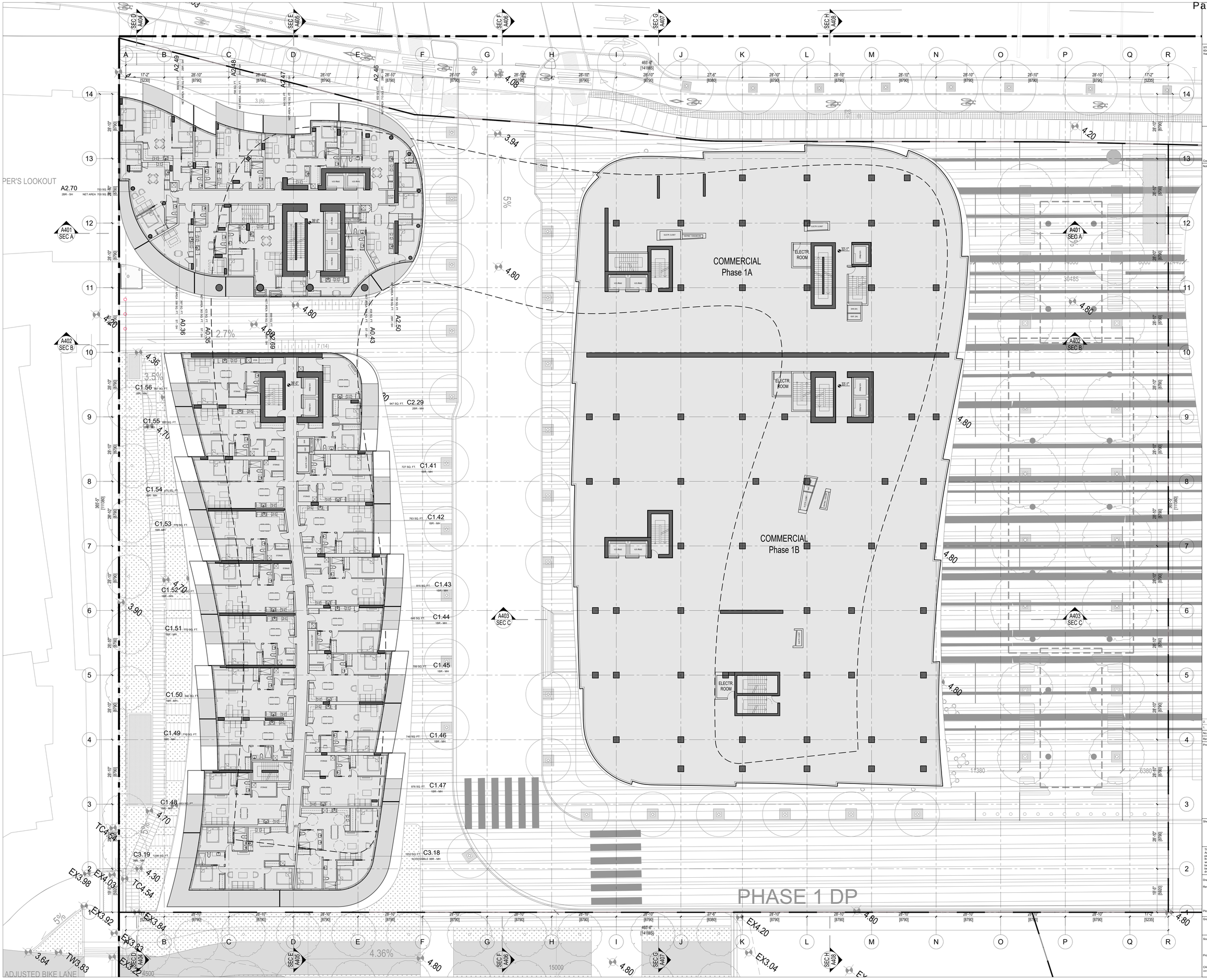

FRANCL ARCHITECTURE

970 Homer Street, Vancouver, BC, V6B 2W7, Canada
604.688.3252
franclarchitecture.com

Consultants

Notes:

REGISTERED ARCHITECT
WALLACE FRANCL CONSULTANTS
VANCOUVER
BRITISH COLUMBIA
2021-12-17

No.	Date	Description
2.	2021 12 17	ISSUED FOR DP
1.	2021 09 20	ISSUED FOR COORDINATION

Revisions / Issues:

Project Title:

PLAZA OF NATIONS
PHASE 1

750 PACIFIC BOULEVARD

VANCOUVER, BC

Sheet Title:

FLOOR PLAN L3

This drawing as an instrument of service is the property of Francl Architecture Inc. and may not be reproduced without the firm's permission. All information shown on the drawing is for the use in this specific project only and shall not be used otherwise without written permission from this office. Contractors shall verify and be responsible for all dimensions on the job and this office shall be informed of any discrepancies and variations shown on this drawing. Do not scale drawings.

Drawn By: AT
Reviewed by: JK
Plot Date: 2021/12/17

Project North

Graphic Scale
0' 10' 20'

Scale: 1/150
Project No.: 22019
CAD File Name: 22019_PON 1_A203_L03.DWG

Drawing No.
A203

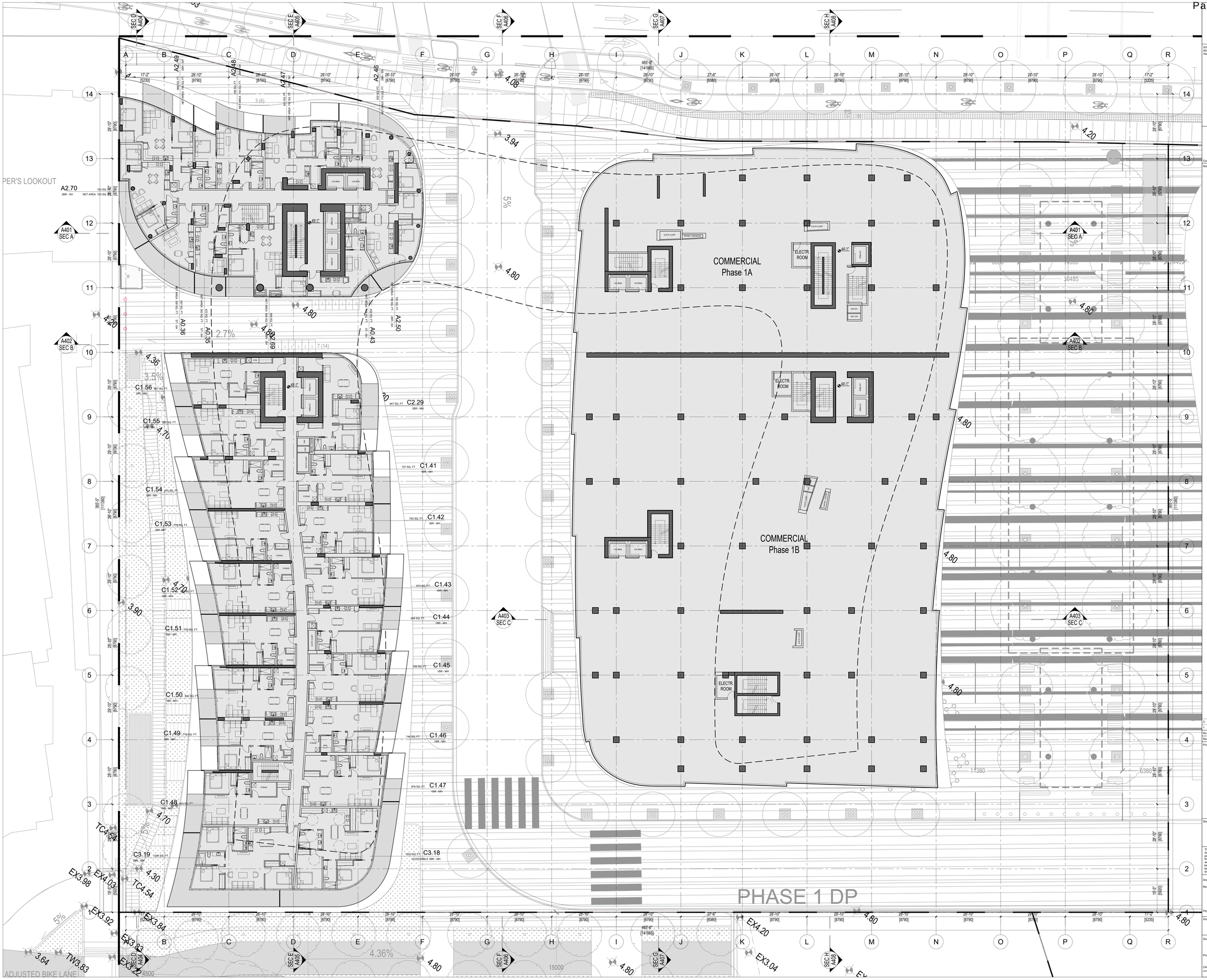

FRANCL
ARCHITECTURE
970 Homer Street, Vancouver, BC, V6B 2W7, Canada
604.688.3252
franclarchitecture.com

Consultants

Notes:

REGISTERED ARCHITECT
WALLACE FRANCL CONSULTING
VANCOUVER
BRITISH COLUMBIA
2021-12-17

No.	Date	Description
2.	2021 12 17	ISSUED FOR DP
1.	2021 09 20	ISSUED FOR COORDINATION

Revisions / Issues:

Project Title:

PLAZA OF NATIONS
PHASE 1

750 PACIFIC BOULEVARD

VANCOUVER, BC

Sheet Title:

FLOOR PLAN L4

This drawing as an instrument of service is the property of Francl Architecture Inc. and may not be reproduced without the firm's permission. All information shown on the drawing is for the use in this specific project only and shall not be used otherwise without written permission from this office. Contractors shall verify and be responsible for all dimensions on the job and this office shall be informed of any discrepancies and variations shown on this drawing. Do not scale drawings.

Drawn By: EF
Reviewed by: JK
Plot Date: 2021/12/17
Project North

Graphic Scale
0' 10' 20'

Scale: 1/150
Project No.: 22019
CAD File Name: 22019_PON 1_A204_L04.DWG

Drawing No.
A204

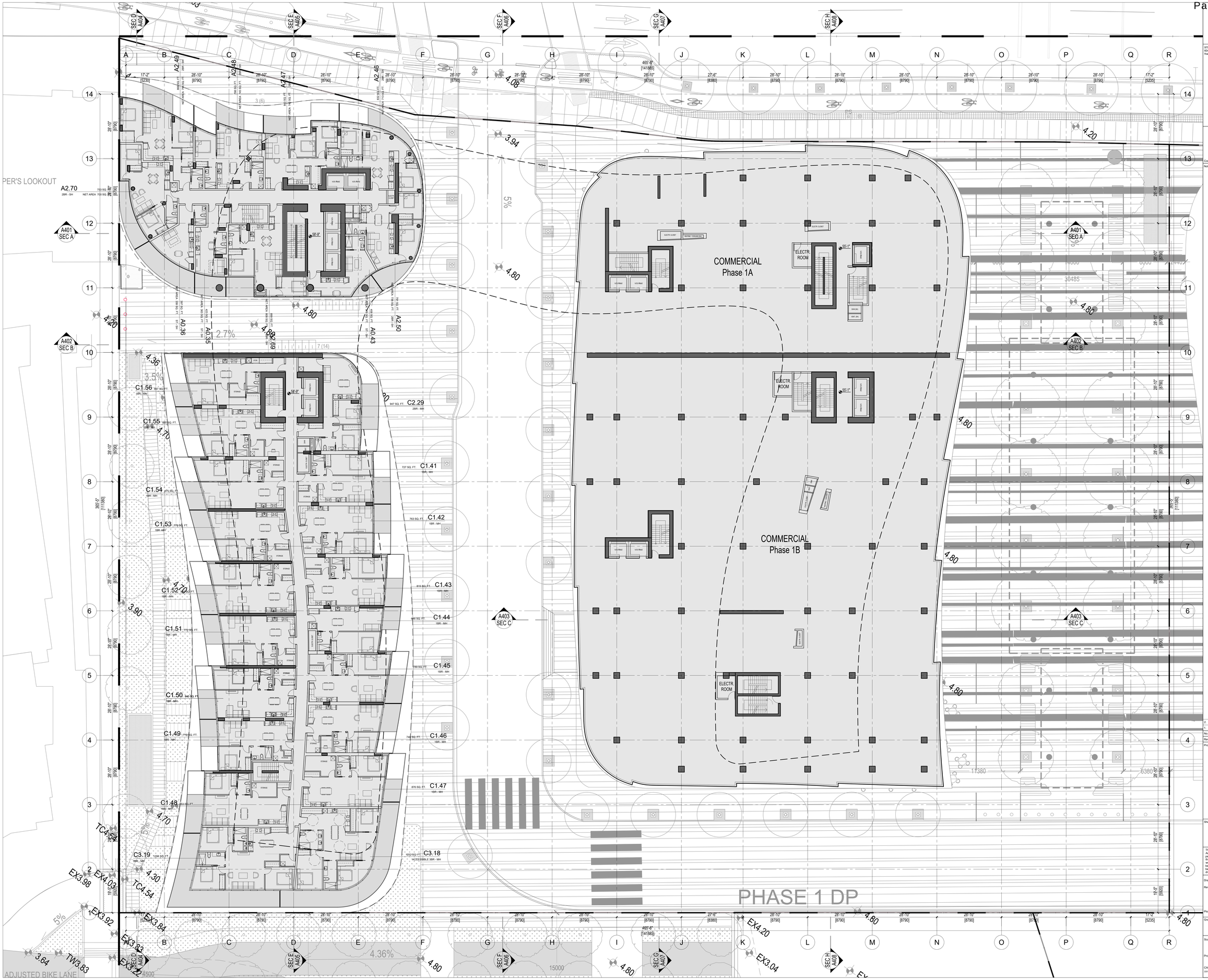

FRANCL ARCHITECTURE

970 Homer Street, Vancouver, BC, V6B 2W7, Canada
604.688.3252
franclarchitecture.com

Consultants

Notes:

REGISTERED ARCHITECT
WALLACE FRANCL CONSULTING
VANCOUVER
BRITISH COLUMBIA
2021-12-17

No.	Date	Description
2.	2021 12 17	ISSUED FOR DP
1.	2021 09 20	ISSUED FOR COORDINATION

Revisions / Issues:

Project Title:

PLAZA OF NATIONS
PHASE 1

750 PACIFIC BOULEVARD

VANCOUVER, BC

Sheet Title:

FLOOR PLAN L5

This drawing as an instrument of service is the property of Francl Architecture Inc. and may not be reproduced without the firm's permission. All information shown on the drawing is for the use in this specific project only and shall not be used otherwise without written permission from this office. Contractors shall verify and be responsible for all dimensions on the job and this office shall be informed of any discrepancies and variations shown on this drawing. Do not scale drawings.

Drawn By: AT
Reviewed by: JK
Plot Date: 2021/12/17

Project North

Graphic Scale
0' 10' 20'

Scale: 1/150
Project No.: 22019
CAD File Name: 22019_PON 1_A205_L5.DWG

Drawing No.
A205

FRANCL ARCHITECTURE
970 Homer Street, Vancouver, BC, V6B 2W7, Canada
604.688.3252
franclarchitecture.com

Consultants

Notes:

LANDSC. ROOF

SH AMENITY PHASE 1A 963 SQ. FT.

SH AMENITY PHASE 1A 408 SQ. FT.

LAUNDRY 273 SQ. FT.

MH AMENITY PHASE 1C

MH AMENITY PHASE 1B

LANDSCAPED ROOF

LANDSCAPED ROOF

PHASE 1 DP

ADJUSTED BIKE LANE

2021-12-17

No.	Date	Description
2.	2021 12 17	ISSUED FOR DP
1.	2021 09 20	ISSUED FOR COORDINATION

Revisions / Issues:

Project Title:

PLAZA OF NATIONS
PHASE 1

750 PACIFIC BOULEVARD

VANCOUVER, BC

Sheet Title:

FLOOR PLAN L6

This drawing as an instrument of service is the property of Francl Architecture Inc. and may not be reproduced without the firm's permission. All information shown on the drawing is for the use in this specific project only and shall not be used otherwise without written permission from this office. Contractors shall verify and be responsible for all dimensions on the job and this office shall be informed of any discrepancies and variations shown on this drawing. Do not scale drawings.

Drawn By: AT
Reviewed by: JK

Project North

Plot Date: 2021/12/17

Graphic Scale
0' 10' 20'

Scale: 1/150

Drawing No.
A206

Project No.: 22019

CAD File Name:
22019_PON_1_A206_L06.DWG

FRANCL ARCHITECTURE
970 Homer Street, Vancouver, BC, V6B 2W7, Canada
604.688.3252
franclarchitecture.com

Consultants

Notes:

PHASE 1
(BLOCK A)

CENTRAL
PLAZA

A2.2 856 SQ. FT. 2BR - SH NET AREA 751 SQ. FT.
A3.16 1059 SQ. FT. 2BR - SH NET AREA 957 SQ. FT.
A3.1 1078 SQ. FT. 3BR - SH NET AREA 987 SQ. FT.
C0.2 577 SQ. FT. ST - MH
C1.8 614 SQ. FT. 1BR - MH
C1.7 675 SQ. FT. 1BR - MH
C1.6 681 SQ. FT. 1BR - MH
C1.5 677 SQ. FT. 1BR - MH
C1.4 673 SQ. FT. 1BR - MH
C1.3 675 SQ. FT. 3BR - MH
C0.1 523 SQ. FT. ST - MH
C2.6 881 SQ. FT. 2BR - MH
A1.2 405 SQ. FT. ST - SH
A0.33 NET AREA 329 SQ. FT.
A0.34 543 SQ. FT. NET AREA 475.7 SQ. FT. ST - SH
C2.31 966 SQ. FT. ACCESSIBLE 2BR - MH
C1.1 646 SQ. FT. 1BR - MH
C1.33 670 SQ. FT. ACCESSIBLE 1BR - MH
C2.2 959 SQ. FT. 2BR - MH
C2.3 918 SQ. FT. 2BR - MH
C2.4 953 SQ. FT. 2BR - MH
C2.5 1000 SQ. FT. 2BR - MH
A1.44 600 SQ. FT. NET AREA 545 SQ. FT. 1BR - SH
A3.14 1054 SQ. FT. NET AREA 977 SQ. FT. 3BR - SH
A3.3 1129 SQ. FT. NET AREA 1041 SQ. FT. ACCESSIBLE 3BR - SH
B1.1 688 SQ. FT. 1BR - MH
B0.1 496 SQ. FT. ST - MH
B1.2 663 SQ. FT. 1BR - MH
B1.3 654 SQ. FT. 1BR - MH
B1.4 688 SQ. FT. 1BR - MH
B1.5 660 SQ. FT. 1BR - MH
B1.6 656 SQ. FT. 1BR - MH
B2.1 792 SQ. FT. 2BR - MH
B2.2 918 SQ. FT. 2BR - MH
B2.3 924 SQ.FT. 2BR
B2.4 929 SQ.FT. 2BR
B2.6 841 SQ.FT. 2BR - MH
B1.8 735 SQ. FT. 1BR - MH
B0.2 468 SF ST-MH
A0.1 344 SQ. FT. NET AREA 329 SQ. FT. ST - SH
A0.2 390.5 SQ. FT. NET AREA 329.6 SQ. FT. ST - SH
A0.25 453 SQ. FT. NET AREA 325 SQ. FT. ST - SH
A2.58 795 SQ. FT. NET AREA 719 SQ. FT. 2BR - SH
A0.26 381.8 SQ. FT. NET AREA 343.6 SQ. FT. ST - SH
A0.27 394 SQ. FT. NET AREA 345 SQ. FT. ST - SH
A0.28 414 SQ. FT. NET AREA 344.9 SQ. FT. ACCESSIBLE ST - SH
A2.59 432 SQ. FT. 413 SQ. FT. NET AREA
A2.60 699 SQ. FT. NET AREA 636 SQ. FT. 2BR
A2.61 913 SQ. FT. NET AREA 863.1 SQ. FT. ACCESSIBLE 2BR - SH
A2.8 765 SQ. FT. 724 SQ. FT. NET AREA 2BR - SH
A0.30 NET AREA 329.6 SQ. FT. ST - SH
A0.31 NET AREA 329.6 SQ. FT. ST - SH
A2.12 795 SQ. FT. NET AREA 719 SQ. FT. 2BR - SH
A0.32 NET AREA 329.6 SQ. FT. ST - SH
A0.29 NET AREA 329.6 SQ. FT. ST - SH
A2.14 795 SQ. FT. NET AREA 719 SQ. FT. 2BR - SH
A0.9 NET AREA 329.6 SQ. FT. ST - SH
A3.10 915 SQ. FT. 2BR - SH
A1.7 1129 SQ. FT. NET AREA 1041 SQ. FT. ACCESSIBLE 3BR - SH
A0.8 ST - SH

A401 SEC A
A402 SEC B
A403 SEC C
SEC D A404
SEC E A405
SEC F A406
SEC G A407
SEC H A408

17'-2" [5230] | 28'-10" [8790] | 28'-10" [8790] | 28'-10" [8790] | 28'-10" [8790] | 28'-10" [8790] | 28'-10" [8790] | 28'-10" [8790] | 28'-10" [8790] | 27'-6" [8380] | 28'-10" [8790] | 28'-10" [8790] | 28'-10" [8790] | 28'-10" [8790] | 28'-10" [8790] | 28'-10" [8790] | 17'-2" [5235]
465'-6" [141885]
365'-5" [111386]
19'-5" [5920]

REGISTERED ARCHITECT BRIAN FRANCL BRITISH COLUMBIA
2021-12-17

No.	Date	Description
2.	2021 12 17	ISSUED FOR DP
1.	2021 09 20	ISSUED FOR COORDINATION

Revisions / Issues:

Project Title:

PLAZA OF NATIONS
PHASE 1

750 PACIFIC BOULEVARD

VANCOUVER, BC

Sheet Title:

FLOOR PLAN L7

This drawing as an instrument of service is the property of Francl Architecture Inc. and may not be reproduced without the firm's permission. All information shown on the drawing is for the use in this specific project only and shall not be used otherwise without written permission from this office. Contractors shall verify and be responsible for all dimensions on the job and this office shall be informed of any discrepancies and variations shown on this drawing. Do not scale drawings.

Drawn By: AT
Reviewed by: JK
Plot Date: 2022/1/12/17
Project North
Graphic Scale 0' 10' 20'

Scale: 1/150
Drawing No. A207
Project No.: 22019
CAD File Name: 22019_PON_1_A207_L07.DWG



FRANCL
ARCHITECTURE
970 Homer Street, Vancouver, BC, V6B 2W7, Canada
604.688.3252
franclarchitecture.com

Consultants

Notes:

REGISTERED ARCHITECT
WALLACE FRANCL DOUGLAS
VANCOUVER
BRITISH COLUMBIA
2021-12-17

No.	Date	Description
2.	2021 12 17	ISSUED FOR DP
1.	2021 09 20	ISSUED FOR COORDINATION

Revisions / Issues:

Project Title:

PLAZA OF NATIONS
PHASE 1

750 PACIFIC BOULEVARD

VANCOUVER, BC

Sheet Title:

FLOOR PLAN L8

This drawing as an instrument of service is the property of Francl Architecture Inc. and may not be reproduced without the firm's permission. All information shown on the drawing is for the use in this specific project only and shall not be used otherwise without written permission from this office. Contractors shall verify and be responsible for all dimensions on the job and this office shall be informed of any discrepancies and variations shown on this drawing. Do not scale drawings.

Drawn By: EF
Reviewed by: JK
Plot Date: 2021/12/16

Project North

Graphic Scale
0' 10' 20'

Scale: 1/150
Project No.: 22019
CAD File Name: 22019_PON 1_A208_L08.DWG

Drawing No.
A208



FRANCL ARCHITECTURE

970 Homer Street, Vancouver, BC, V6B 2W7, Canada
604.688.3252
franclarchitecture.com

Consultants

Notes:

REGISTERED ARCHITECT
WALLACE FRANCL MACLEOD
VANCOUVER
BRITISH COLUMBIA
2021-12-17

No.	Date	Description
2.	2021 12 17	ISSUED FOR DP
1.	2021 09 20	ISSUED FOR COORDINATION

Revisions / Issues:

Project Title:

PLAZA OF NATIONS
PHASE 1

750 PACIFIC BOULEVARD

VANCOUVER, BC

Sheet Title:

FLOOR PLAN L9

This drawing as an instrument of service is the property of Francl Architecture Inc. and may not be reproduced without the firm's permission. All information shown on the drawing is for the use in this specific project only and shall not be used otherwise without written permission from this office. Contractors shall verify and be responsible for all dimensions on the job and this office shall be informed of any discrepancies and variations shown on this drawing. Do not scale drawings.

Drawn By: EF
Reviewed by: JK
Plot Date: 2021/12/17

Project North

Graphic Scale
0' 10' 20'

Scale: 1/150
Project No.: 22019
CAD File Name: 22019_PON 1_A209_L09.DWG

Drawing No.
A209

FRANCL ARCHITECTURE
970 Homer Street, Vancouver, BC, V6B 2W7, Canada
604.688.3252
franclarchitecture.com

Consultants

Notes:

PHASE 1
(BLOCK A)

CENTRAL
PLAZA

A2.56 282 SQ. FT. 2R - SH NET AREA 764 SQ. FT.
A3.17 1060 SQ. FT. 2BR - SH NET AREA 987 SQ. FT.
A3.4 1078 SQ. FT. 3BR - SH NET AREA 987 SQ. FT.
C0.5 577 SQ. FT. ST - MH
C1.15 617 SQ. FT. 1BR - MH
C1.14 675 SQ. FT. 1BR - MH
C1.13 681 SQ. FT. 1BR - MH
C1.12 677 SQ. FT. 1BR - MH
C1.16 596 SQ. FT. 1BR - MH
C2.9 859 SQ. FT. 2BR - MH
A1.2 475 SQ. FT. ST - SH
A0.33 443 SQ. FT. ST - SH
A0.34 NET AREA 475.7 SQ. FT. ST - SH
966 SQ. FT. C2.31 ACCESSIBLE 2BR - MH
646 SQ. FT. C1.1 1BR - MH
670 SQ. FT. C1.33 ACCESSIBLE 1BR - MH
959 SQ. FT. C2.2 2BR - MH
918 SQ. FT. C2.3 2BR - MH
859 SQ. FT. C2.8 2BR - MH
A0.1 344 SQ. FT. NET AREA 339 SQ. FT. ST - SH
A0.2 382 SQ. FT. NET AREA 335 SQ. FT. ST - SH
A0.25 453 SQ. FT. NET AREA 393 SQ. FT. ST - SH
A2.57 283 SQ. FT. 799 SQ. FT. 2BR - SH
A2.16 799 SQ. FT. NET AREA 719 SQ. FT. 2BR - SH
A0.26 361 SQ. FT. NET AREA 343 SQ. FT. ST - SH
A0.27 364 SQ. FT. NET AREA 345 SQ. FT. ST - SH
A0.28 NET AREA 344.9 SQ. FT. ACCESSIBLE ST - SH
A2.17 2BR - SH
A2.18 2BR - SH
A2.19 2BR - SH
A2.62 2BR - SH
A1.22 581 SQ. FT. 1BR - SH NET AREA 514 SQ. FT.
A3.14 1056 SQ. FT. 3BR - SH NET AREA 983 SQ. FT.
A3.25 1135 SQ. FT. 3BR - SH NET AREA 1040 SQ. FT.
B1.10 688 SQ. FT. 1BR - MH
B0.3 496 SQ. FT. ST - MH
B1.11 663 SQ. FT. 1BR-MH
B1.12 642 SQ. FT. 1BR - MH
B1.13 656 SQ. FT. 1BR - MH
B1.14 657 SQ. FT. 1BR - MH
B1.17 685 SQ. FT. 2BR - MH
B0.2 468 SF ST-MH
B2.4 929 SQ.FT. 2BR
B2.3 924 SQ.FT. 2BR
B1.27 680 SQ. FT. 1BR - MH
B0.8 397 SQ. FT. ST - MH
B2.16 914 SQ. FT. 2BR - MH
A1.4 NET AREA 529 SQ. FT. ST - SH
A0.8 NET AREA 529 SQ. FT. ST - SH
A2.45 NET AREA 529 SQ. FT. 2BR - SH
A2.14 NET AREA 529 SQ. FT. 2BR - SH
A0.9 NET AREA 529 SQ. FT. ST - SH
A0.30 NET AREA 529 SQ. FT. ST - SH
A0.29 NET AREA 529 SQ. FT. ST - SH
A2.12 NET AREA 529 SQ. FT. 2BR - SH
A0.31 NET AREA 529 SQ. FT. ST - SH
A0.32 NET AREA 529 SQ. FT. ST - SH
A1.3 NET AREA 529 SQ. FT. ST - SH
A1.12 NET AREA 529 SQ. FT. ST - SH
A401 SEC A
A402 SEC B
A403 SEC C
SEC D A404
SEC E A405
SEC F A406
SEC G A407
SEC H A408
465'-6" [141885]
365'-5" [111360]
19'-5" [5920]

REGISTERED ARCHITECT
BRUCE FRANCL
BRITISH COLUMBIA
2021-12-17

No.	Date	Description
2.	2021 12 17	ISSUED FOR DP
1.	2021 09 20	ISSUED FOR COORDINATION

Revisions / Issues:

Project Title:

PLAZA OF NATIONS
PHASE 1

750 PACIFIC BOULEVARD

VANCOUVER, BC

Sheet Title:

FLOOR PLAN L10

This drawing as an instrument of service is the property of Francl Architecture Inc. and may not be reproduced without the firm's permission. All information shown on the drawing is for the use in this specific project only and shall not be used otherwise without written permission from this office. Contractors shall verify and be responsible for all dimensions on the job and this office shall be informed of any discrepancies and variations shown on this drawing. Do not scale drawings.

Drawn By: EF
Reviewed by: JK
Plot Date: 2021/12/17

Project North

Graphic Scale
0' 10' 20'

Scale: 1/150
Project No.: 22019
CAD File Name: 22019_PON 1_A210_L10.DWG

Drawing No.
A210

FRANCL ARCHITECTURE
970 Homer Street, Vancouver, BC, V6B 2W7, Canada
604.688.3252
franclarchitecture.com

Consultants

Notes:

PHASE 1
(BLOCK A)

CENTRAL
PLAZA

A2.40 282 SQ. FT. 2BR - MH
A2.1 359 SQ. FT. 2BR - MH
A3.7 1054 SQ. FT. 3BR - MH
C1.18 718 SQ. FT. 1BR - MH
C1.17 675 SQ. FT. 1BR - MH
C1.7 675 SQ. FT. 1BR - MH
C1.6 691 SQ. FT. 1BR - MH
C1.5 677 SQ. FT. 1BR - MH
C1.1 646 SQ. FT. 1BR - MH
C1.33 670 SQ. FT. ACCESSIBLE 1BR - MH
C2.2 959 SQ. FT. 2BR - MH
C2.10 761 SQ. FT. 2BR - MH
C2.31 966 SQ. FT. ACCESSIBLE 2BR - MH
C2.12 1000 SQ. FT. 2BR - MH
C2.11 1000 SQ. FT. 2BR - MH
A2.20 939 SQ. FT. 2BR - MH
A0.7 674 SQ. FT. 1BR - MH
A1.21 684 SQ. FT. 1BR - MH
A1.22 964 SQ. FT. 1BR - MH
A1.23 944 SQ. FT. 1BR - MH
A1.24 699 SQ. FT. 1BR - MH
A2.4 954 SQ. FT. 2BR - MH
A2.5 939 SQ. FT. 2BR - MH
A2.6 917 SQ. FT. 2BR - MH
A2.7 938 SQ. FT. 2BR - MH
A3.2 1305 SQ. FT. 3BR - MH
A3.8 1249 SQ. FT. ACCESSIBLE 3BR - MH
B1.1 688 SQ. FT. 1BR - MH
B0.1 496 SQ. FT. ST - MH
B1.2 663 SQ. FT. 1BR - MH
B1.3 654 SQ. FT. 1BR - MH
B1.4 686 SQ. FT. 1BR - MH
B3.5 1120 SQ. FT. 3BR - MH
B2.11 646 SQ. FT. 2BR - MH
B1.7 609 SQ. FT. 1BR - MH
B3.4 1208 SQ. FT. 3BR - MH
B2.12 972 SQ. FT. 2BR - MH
B1.19 624 SF 1BR - MH
A0.5 679 SQ. FT. ACCESSIBLE ST - MH
A0.24 ACCESSIBLE ST - MH
A0.6 541 SQ. FT. ST - MH
A1.20 718 SQ. FT. 1BR - MH
A1.19 633 SQ. FT. 1BR - MH
A1.18 679 SQ. FT. 1BR - MH
A1.17 661 SQ. FT. 1BR - MH
A2.9 865 SQ. FT. 2BR - MH
A1.58 714 SQ.FT. 1BR - MH
A0.10 728 SQ.FT. ST - MH
A0.17 586 SQ. FT. ST - MH
117'-11"
465'-6" [141885]
365'-5" [111386]
17'-2" [5230]
28'-10" [8790]
27'-6" [8380]
17'-2" [5235]
19'-5" [5920]
A401 SEC A
A402 SEC B
A403 SEC C
SEC D A404
SEC E A405
SEC F A406
SEC G A407
SEC H A408

REGISTERED ARCHITECT
BRIAN FRANCL
BRITISH COLUMBIA
2021-12-17

No.	Date	Description
2.	2021 12 17	ISSUED FOR DP
1.	2021 09 20	ISSUED FOR COORDINATION

Revisions / Issues:

Project Title:

PLAZA OF NATIONS
PHASE 1

750 PACIFIC BOULEVARD

VANCOUVER, BC

Sheet Title:

FLOOR PLAN L11

This drawing as an instrument of service is the property of Francl Architecture Inc. and may not be reproduced without the firm's permission. All information shown on the drawing is for the use in this specific project only and shall not be used otherwise without written permission from this office. Contractors shall verify and be responsible for all dimensions on the job and this office shall be informed of any discrepancies and variations shown on this drawing. Do not scale drawings.

Drawn By: AT
Reviewed by: JK
Plot Date: 2021/12/16
Project North
Graphic Scale 0' 10' 20'

Scale: 1/150
Drawing No. A211
Project No.: 22019
CAD File Name: 2019_PON_1_A211_L11.DWG

FRANCL ARCHITECTURE
970 Homer Street, Vancouver, BC, V6B 2W7, Canada
604.688.3252
franclarchitecture.com

Consultants

Notes:

PHASE 1
(BLOCK A)

CENTRAL
PLAZA

A1.11 395 SQ. FT. 1BR - MH
A1.21 686 SQ. FT. 1BR - MH
A1.22 965 SQ. FT. 1BR - MH
A1.23 648 SQ. FT. 1BR - MH
A1.24 669 SQ. FT. 1BR - MH
A2.4 954 SQ. FT. 2BR - MH
A2.5 928 SQ. FT. 2BR - MH
A2.6 917 SQ. FT. 2BR - MH
A2.7 938 SQ. FT. 2BR - MH
A2.51 917 SQ. FT. 2BR - MH
A2.53 925 SQ. FT. 2BR - MH
A2.1 937 SQ. FT. 2BR - MH
A3.7 1054 SQ. FT. 3BR - MH
A0.24 70 SQ. FT. ACCESSIBLE 1ST MH
A0.5 439 SQ. FT. ST - MH
A0.6 141 SQ. FT. ST - MH
A1.20 719 SQ. FT. 1BR - MH
A1.19 632 SQ. FT. 1BR - MH
A1.18 678 SQ. FT. 1BR - MH
A1.17 661 SQ. FT. 1BR - MH
A0.3 653 SQ. FT. ST - MH
A0.17 586 SQ. FT. ST - MH
A1.25 669 SQ. FT. 1BR - MH
A2.54 2BR - MH
A3.21 1403 SQ. FT. 3BR - MH
A3.8 1249 SQ. FT. ACCESSIBLE 3BR - MH
B1.1 688 SQ. FT. 1BR - MH
B0.1 496 SQ. FT. ST - MH
B1.2 663 SQ. FT. 1BR - MH
B1.3 654 SQ. FT. 1BR - MH
B1.4 686 SQ. FT. 1BR - MH
B2.13 660 SQ. FT. 2BR - MH
C1.18 718 SQ. FT. 1BR - MH
C2.31 966 SQ. FT. ACCESSIBLE 2BR - MH
C1.17 675 SQ. FT. 1BR - MH
C1.7 675 SQ. FT. 1BR - MH
C1.1 646 SQ. FT. 1BR - MH
C1.33 670 SQ. FT. ACCESSIBLE 1BR - MH
C1.6 681 SQ. FT. 1BR - MH
C2.2 950 SQ. FT. 2BR - MH
C1.19 600 SQ. FT. 1BR - MH
C2.13 820 SQ. FT. 2BR - MH
C3.3 1166 SQ. FT. 3BR - MH
B1.19 824 SF 1BR - MH
B2.12 972 SQ FT 2BR - MH
B2.11 946 SQ. FT. 2BR - MH
B1.18 658 SQ.FT. 1BR - MH
B2.17 985 SQ. FT. 2BR - MH
127'-3"
STORAGE
HEATING / COOLING SYSTEM
465'-6" [141885]
365'-5" [111356]
17'-2" [5230]
28'-10" [8790]
28'-10" [8790]
28'-10" [8790]
28'-10" [8790]
28'-10" [8790]
28'-10" [8790]
28'-10" [8790]
28'-10" [8790]
27'-6" [8380]
28'-10" [8790]
28'-10" [8790]
28'-10" [8790]
28'-10" [8790]
28'-10" [8790]
28'-10" [8790]
28'-10" [8790]
17'-2" [5235]
19'-5" [5920]
A401 SEC A
A402 SEC B
A403 SEC C
SEC D A404
SEC E A405
SEC F A406
SEC G A407
SEC H A408

2021-12-17

No.	Date	Description
2.	2021 12 17	ISSUED FOR DP
1.	2021 09 20	ISSUED FOR COORDINATION

Revisions / Issues:

Project Title:

PLAZA OF NATIONS PHASE 1

750 PACIFIC BOULEVARD

VANCOUVER, BC

Sheet Title:

FLOOR PLAN L12

This drawing as an instrument of service is the property of Francl Architecture Inc. and may not be reproduced without the firm's permission. All information shown on the drawing is for the use in this specific project only and shall not be used otherwise without written permission from this office. Contractors shall verify and be responsible for all dimensions on the job and this office shall be informed of any discrepancies and variations shown on this drawing. Do not scale drawings.

Drawn By: AT
Reviewed by: JK
Plot Date: 2021/12/17
Project North
Graphic Scale 0' 10' 20'

Scale: 1/150
Drawing No. A212
Project No.: 22019
CAD File Name: 22019_PON_1_A212_L12.DWG

FRANCL ARCHITECTURE
970 Homer Street, Vancouver, BC, V6B 2W7, Canada
604.688.3252
franclarchitecture.com

Consultants

Notes:

PHASE 1
(BLOCK A)

CENTRAL
PLAZA

A2.52 951 SQ. FT. 2R - MH
A2.10 870 SQ. FT. 2R - MH
A3.9 1060 SQ. FT. 3BR - MH
C1.22 718 SQ. FT. 1BR - MH
C1.21 675 SQ. FT. 1BR - MH
C1.14 675 SQ. FT. 1BR - MH
C1.13 681 SQ. FT. 1BR - MH
C0.6 547 SQ. FT. ST - MH
C1.20 605 SQ. FT. 1BR - MH
A0.5 479 SQ. FT. ST - MH
A0.24 ACCESSIBLE ST - MH
A0.6 541 SQ. FT. ST - MH
A1.8 719 SQ. FT. 1BR - MH
A1.7 632 SQ. FT. 1BR - MH
A1.6 679 SQ. FT. 1BR - MH
C1.1 646 SQ. FT. 1BR - MH
C1.33 670 SQ. FT. ACCESSIBLE 1BR - MH
C2.2 950 SQ. FT. 2BR - MH
C2.14 880 SQ. FT. 2BR - MH
C2.31 966 SQ. FT. ACCESSIBLE 2BR - MH
A1.5 1BR - MH
A2.24 2BR - MH
A1.26 1BR - MH
A0.3 ST - MH
A0.17 ST - MH
B1.19 624 SF 1BR - MH
B2.12 972 SQ FT 2BR - MH
B2.11 946 SQ. FT. 2BR - MH
B1.18 658 SQ FT 1BR - MH
B1.23 764 SQ FT 1BR - MH
A2.55 1174 SQ. FT. 2BR - MH
A3.11 1133 SQ FT ACCESSIBLE 3BR - MH
B1.20 602 SQ. FT. 1BR - MH
B0.5 433 SQ. FT. ST - MH
B1.21 615 SQ. FT. 1BR - MH
B1.22 619 SQ. FT. 1BR - MH
B3.6 1203 SQ. FT. 3BR - MH
A1.9 A1.10 A1.11 A1.12 A2.13 A2.14 A2.15 A2.22 A2.21 A0.12
STORAGE, ELEC., MECH., ELEVATOR, ELEVATOR LOBBY, STAIR, WASTE, RISER, SHAFT, SOLAR, SOLAR CLOSET, SOLAR CLOSET

A401 SEC A
A402 SEC B
A403 SEC C
SEC D A404
SEC E A405
SEC F A406
SEC G A407
SEC H A408

17'-2" [5230] | 28'-10" [8790] | 28'-10" [8790] | 28'-10" [8790] | 28'-10" [8790] | 28'-10" [8790] | 28'-10" [8790] | 28'-10" [8790] | 28'-10" [8790] | 28'-10" [8790] | 27'-6" [8380] | 28'-10" [8790] | 28'-10" [8790] | 28'-10" [8790] | 28'-10" [8790] | 28'-10" [8790] | 28'-10" [8790] | 17'-2" [5235]
465'-6" [141885]
365'-6" [111356]
28'-10" [8790] | 29'-10" [8790] | 28'-10" [8790] | 29'-10" [8790] | 28'-10" [8790] | 29'-10" [8790] | 28'-10" [8790] | 29'-10" [8790] | 28'-10" [8790] | 29'-10" [8790] | 28'-10" [8790] | 29'-10" [8790] | 28'-10" [8790]
19'-5" [5920]

REGISTERED ARCHITECT
BRIAN FRANCL
BRITISH COLUMBIA
2021-12-17

No.	Date	Description
2.	2021 12 17	ISSUED FOR DP
1.	2021 09 20	ISSUED FOR COORDINATION

Revisions / Issues:

Project Title:

PLAZA OF NATIONS
PHASE 1

750 PACIFIC BOULEVARD

VANCOUVER, BC

Sheet Title:

FLOOR PLAN L13

This drawing as an instrument of service is the property of Francl Architecture Inc. and may not be reproduced without the firm's permission. All information shown on the drawing is for the use in this specific project only and shall not be used otherwise without written permission from this office. Contractors shall verify and be responsible for all dimensions on the job and this office shall be informed of any discrepancies and variations shown on this drawing. Do not scale drawings.

Drawn By: AT
Reviewed by: JK
Plot Date: 2021/12/16

Project North

Graphic Scale 0' 10' 20'

Scale: 1/150
Drawing No. A213
Project No.: 22019
CAD File Name: 22019_PON 1_A213_L13.DWG



FRANCL ARCHITECTURE

970 Homer Street, Vancouver, BC, V6B 2W7, Canada
604.688.3252
franclarchitecture.com

Consultants

Notes:

REGISTERED ARCHITECT
WALTER C. FRANCL
VANCOUVER
BRITISH COLUMBIA
2021-12-17

No.	Date	Description
2.	2021 12 17	ISSUED FOR DP
1.	2021 09 20	ISSUED FOR COORDINATION

Revisions / Issues:

Project Title:

PLAZA OF NATIONS
PHASE 1

750 PACIFIC BOULEVARD

VANCOUVER, BC

Sheet Title:

FLOOR PLAN L14

This drawing as an instrument of service is the property of Francl Architecture Inc. and may not be reproduced without the firm's permission. All information shown on the drawing is for the use in this specific project only and shall not be used otherwise without written permission from this office. Contractors shall verify and be responsible for all dimensions on the job and this office shall be informed of any discrepancies and variations shown on this drawing. Do not scale drawings.

Drawn By: AT

Reviewed by: JK

Plot Date: 2021/12/17

Project North

Graphic Scale 0' 10' 20'

Scale: 1/150

Project No.: 22019

CAD File Name: 22019_PON 1_A214_L14.DWG

Drawing No.

A214