FRANCL ARCHITECTURE
970 Homer Street, Vancouver, BC, V6B 2W7, Canada
604.688.3252
franclarchitecture.com

FAR (SF)	
COMMERCIAL	---
RESIDENTIAL - SOCIAL HOUSING	2043 SQ. FT.
RESIDENTIAL - MARKET HOUSING	4988 SQ. FT.
MECHANICAL SPACE	---

PARKING LEVEL 4
RESIDENTIAL

STANDARD PS	298 (incl. 35 Garages)
SMALL PS	20
ACCESSIBLE PS	10
TOTAL	328

Vehicle parking layout approved, subject to compliance with approved Transportation Demand Management (TDM) Plan

Loading layout approved, subject to compliance with approved Loading Management Plan

Consultants

Notes:

2021-12-17

No.	Date	Description
2.	2021 12 17	ISSUED FOR DP
1.	2021 09 20	ISSUED FOR COORDINATION

Revisions / Issues:

Project Title:

PLAZA OF NATIONS
PHASE 1

750 PACIFIC BOULEVARD

VANCOUVER, BC

Sheet Title:

FSR P4

This drawing as an instrument of service is the property of Francl Architecture Inc. and may not be reproduced without the firm's permission. All information shown on the drawing is for the use in this specific project only and shall not be used otherwise without written permission from this office. Contractors shall verify and be responsible for all dimensions on the job and this office shall be informed of any discrepancies and variations shown on this drawing. Do not scale drawings.

Drawn By: EF
Reviewed by: JK
Plot Date: 2021/12/15

Project North

Graphic Scale 0' 10' 20'

Scale: 1/150

Drawing No. A502

Project No.: 21720

CAD File Name: 2020_POA_1_A001-A008_FSR_P1-P5.DWG

FRANCL ARCHITECTURE
970 Homer Street, Vancouver, BC, V6B 2W7, Canada
604.688.3252
francLarchitecture.com

FAR (SF)	
COMMERCIAL	---
RESIDENTIAL - SOCIAL HOUSING	2043 SQ. FT.
RESIDENTIAL - MARKET HOUSING	4988 SQ. FT.
MECHANICAL SPACE	---

PARKING LEVEL 3
RESIDENTIAL

STANDARD PS	254 (incl. 35 Garages)
SMALL PS	20
ACCESSIBLE PS	11
VISITOR PS	43
TOTAL	328

Vehicle parking layout approved, subject to compliance with approved Transportation Demand Management (TDM) Plan

Loading layout approved, subject to compliance with approved Loading Management Plan

Consultants

Notes:

REGISTERED ARCHITECT
FRANCL ARCHITECTURE INC.
BRITISH COLUMBIA
2021-12-17

No.	Date	Description
2.	2021 12 17	ISSUED FOR DP
1.	2021 09 20	ISSUED FOR COORDINATION

Revisions / Issues:

Project Title:

PLAZA OF NATIONS
PHASE 1

750 PACIFIC BOULEVARD

VANCOUVER, BC

Sheet Title:

FSR P3

This drawing as an instrument of service is the property of Francl Architecture Inc. and may not be reproduced without the firm's permission. All information shown on the drawing is for the use in this specific project only and shall not be used otherwise without written permission from this office. Contractors shall verify and be responsible for all dimensions on the job and this office shall be informed of any discrepancies and variations shown on this drawing. Do not scale drawings.

Drawn By: EF
Reviewed by: JK
Plot Date: 2021/12/15
Project North
Graphic Scale 0' 10' 20'

Scale: 1/150
Drawing No. A503
Project No.: 21720
CAD File Name: 2020_POA_1_A001-A008_FSR_P1-P5.DWG

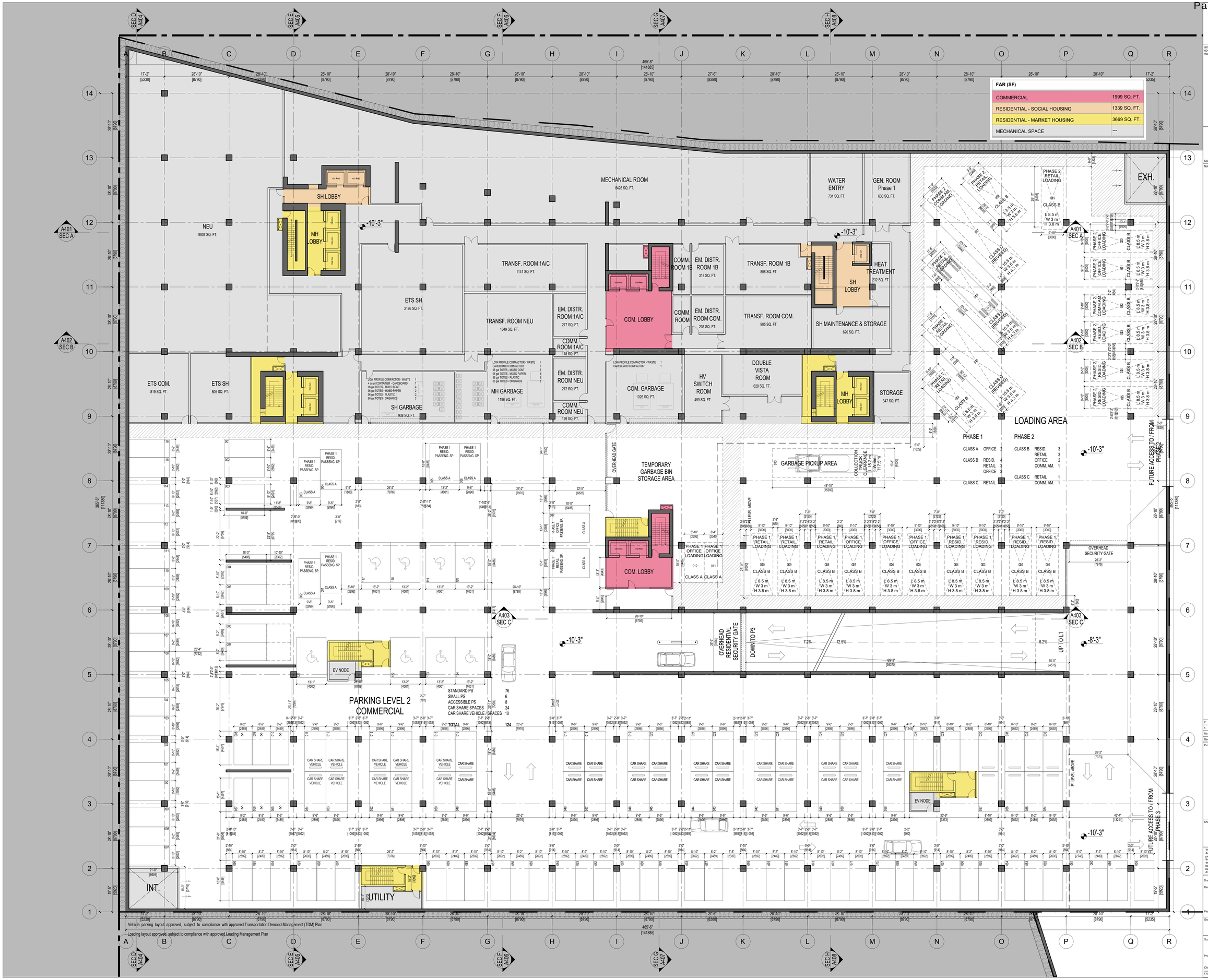

FRANCL ARCHITECTURE

970 Homer Street, Vancouver, BC, V6B 2W7, Canada
604.688.3252
franclarchitecture.com

Consultants

Notes:

REGISTERED ARCHITECT
WALTER C. FRANCL
VANCOUVER
BRITISH COLUMBIA
2021-12-17

No.	Date	Description
2.	2021 12 17	ISSUED FOR DP
1.	2021 09 20	ISSUED FOR COORDINATION

Revisions / Issues:

Project Title:

PLAZA OF NATIONS
PHASE 1

750 PACIFIC BOULEVARD

VANCOUVER, BC

Sheet Title:

FSR P2

This drawing as an instrument of service is the property of Francl Architecture Inc. and may not be reproduced without the firm's permission. All information shown on the drawing is for the use in this specific project only and shall not be used otherwise without written permission from this office. Contractors shall verify and be responsible for all dimensions on the job and this office shall be informed of any discrepancies and variations shown on this drawing. Do not scale drawings.

Drawn By: EF
Reviewed by: JK
Plot Date: 2021/12/17

Project North

Graphic Scale 0' 10' 20'

Scale: 1/150
Project No.: 22020
CAD File Name: 22019_PON_1_A501-A505_FSR_P1-P5.DWG

Drawing No.
A504

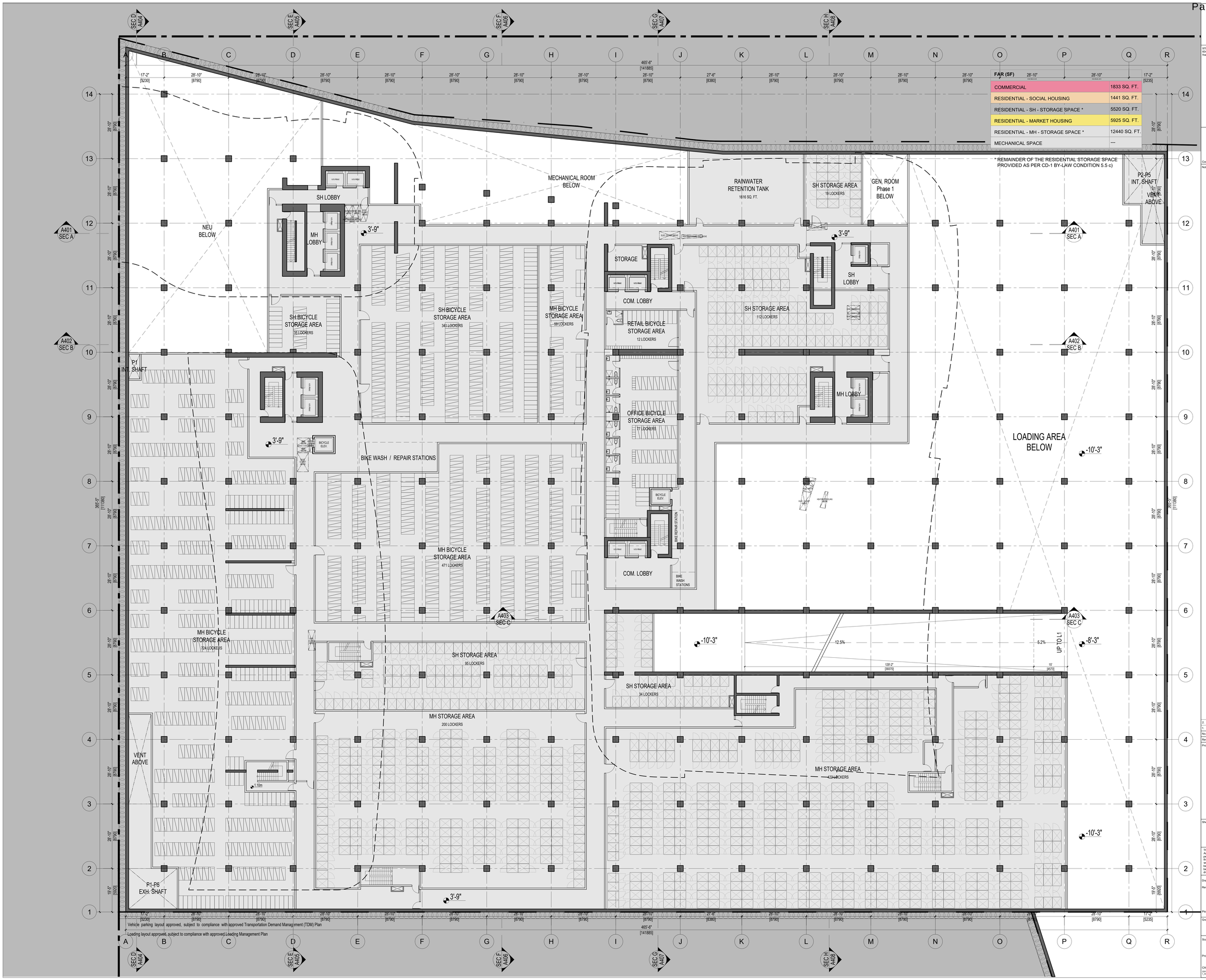

FRANCL ARCHITECTURE
970 Homer Street, Vancouver, BC, V6B 2W7, Canada
604.688.3252
franclarchitecture.com

Consultants

Notes:

REGISTERED ARCHITECT
WALLACE FRANCL CONSULTING
VANCOUVER
BRITISH COLUMBIA
2021-12-17

No.	Date	Description
2.	2021 12 17	ISSUED FOR DP
1.	2021 09 20	ISSUED FOR COORDINATION

Revisions / Issues:

Project Title:

PLAZA OF NATIONS
PHASE 1

750 PACIFIC BOULEVARD

VANCOUVER, BC

Sheet Title:

FSR P1

This drawing as an instrument of service is the property of Francl Architecture Inc. and may not be reproduced without the firm's permission. All information shown on the drawing is for the use in this specific project only and shall not be used otherwise without written permission from this office. Contractors shall verify and be responsible for all dimensions on the job and this office shall be informed of any discrepancies and variations shown on this drawing. Do not scale drawings.

Drawn By: EF
Reviewed by: JK
Plot Date: 2021/12/15
Project North

Graphic Scale 0' 10' 20'

Scale: 1/150
Project No.: 21720
CAD File Name: 2020_PCN_F_A501-A505_FSR_P1-P5.DWG
Drawing No. A505

FRANCL ARCHITECTURE
970 Homer Street, Vancouver, BC, V6B 2W7, Canada
604.688.3252
franclarchitecture.com

Consultants

Notes:

SEC D A404 · SEC E A405 · SEC F A406 · SEC G A407 · SEC H A408

SH RESID. MAIN LOBBY Phase 1A
SH OFFICE
MAIL ROOM
COMMERCIAL Phase 1A
MH RESID. LOBBY Phase 1A
Dog Relief Area 9 m2
PER'S LOOKOUT
A401 SEC A
A402 SEC B
A403 SEC C

MH LOBBY Phase 1C
BICYCLE ELEV.
BICYCLE STORAGE ACCESS
RESID. PASSENG. SP CLASS A
DC FAST CHARGER
PARKADE EXHAUST VENT
PARKADE INTAKE VENT
TH2.1 1,000 SQ.FT. 2BR - MH
TH2.2 2BR - MH
TH3.1 946 SQ. FT. 2BR - MH
TH2.3 818 SQ. FT. 2BR - MH
TH3.2 2BR - MH
TH2.4 811 SQ. FT. 2BR - MH
TH2.5 876 SQ. FT. 2BR - MH
TH2.6 867 SQ. FT. 2BR - MH
TH3.3 2BR - MH
TH3.4 1050 SQ. FT. 3BR - MH
TH2.13 699 SQ. FT. 2BR - MH
TH2.12 790 SQ. FT. 2BR - MH
TH2.11 784 SQ. FT. 2BR - MH
TH1.2 545 SQ. FT. 1BR - MH
TH2.10 772 SQ. FT. 2BR - MH
TH2.9 775 SQ. FT. 2BR - MH
TH2.8 729 SQ. FT. 2BR - MH
TH2.7 767 SQ. FT. 2BR - MH
TH1.1 654 SQ. FT. 1BR - MH
ADJUSTED BIKE LANE

SH RESID. LOBBY 2 Phase 1A
COMMERCIAL Phase 1A
COMM LOBBY Phase 1A
ELECTR ROOM
STORAGE
MH RESID. LOBBY Phase 1B
COMMERCIAL BICYCLE STORAGE ACCESS
COMM. LOBBY Phase 1B
COMMERCIAL Phase 1B
RAMP TO P2
OVERHEAD SECURITY GATE
FIRE TRUCK ACCESS PHASE 1
FIRE TRUCK ACCESS PHASE 2

FAR (SF)

COMMERCIAL	37788 SQ. FT.
RESIDENTIAL - SOCIAL HOUSING	4913 SQ. FT.
RESIDENTIAL - MARKET HOUSING	24353 SQ. FT.
MECHANICAL SPACE	---
BALCONIES	---
PLANTERS	---

PHASE 1 DP

REGISTERED ARCHITECT — ERIC FRANCL — BRITISH COLUMBIA
2021-12-17

No.	Date	Description
2.	2021 12 17	ISSUED FOR DP
1.	2021 09 20	ISSUED FOR COORDINATION

Revisions / Issues:

Project Title:

PLAZA OF NATIONS PHASE 1

750 PACIFIC BOULEVARD

VANCOUVER, BC

Sheet Title: FSR L1

This drawing as an instrument of service is the property of Francl Architecture Inc. and may not be reproduced without the firm's permission. All information shown on the drawing is for the use in this specific project only and shall not be used otherwise without written permission from this office. Contractors shall verify and be responsible for all dimensions on the job and this office shall be informed of any discrepancies and variations shown on this drawing. Do not scale drawings.

Drawn By: EF
Reviewed by: JK
Plot Date: 2021/12/17
Project North
Graphic Scale 0' 10' 20'
Scale: 1/150
Drawing No. A506
Project No.: 22019
CAD File Name: 22019_PON_1_A506-MAIN_FSR_L1-V3.DWG

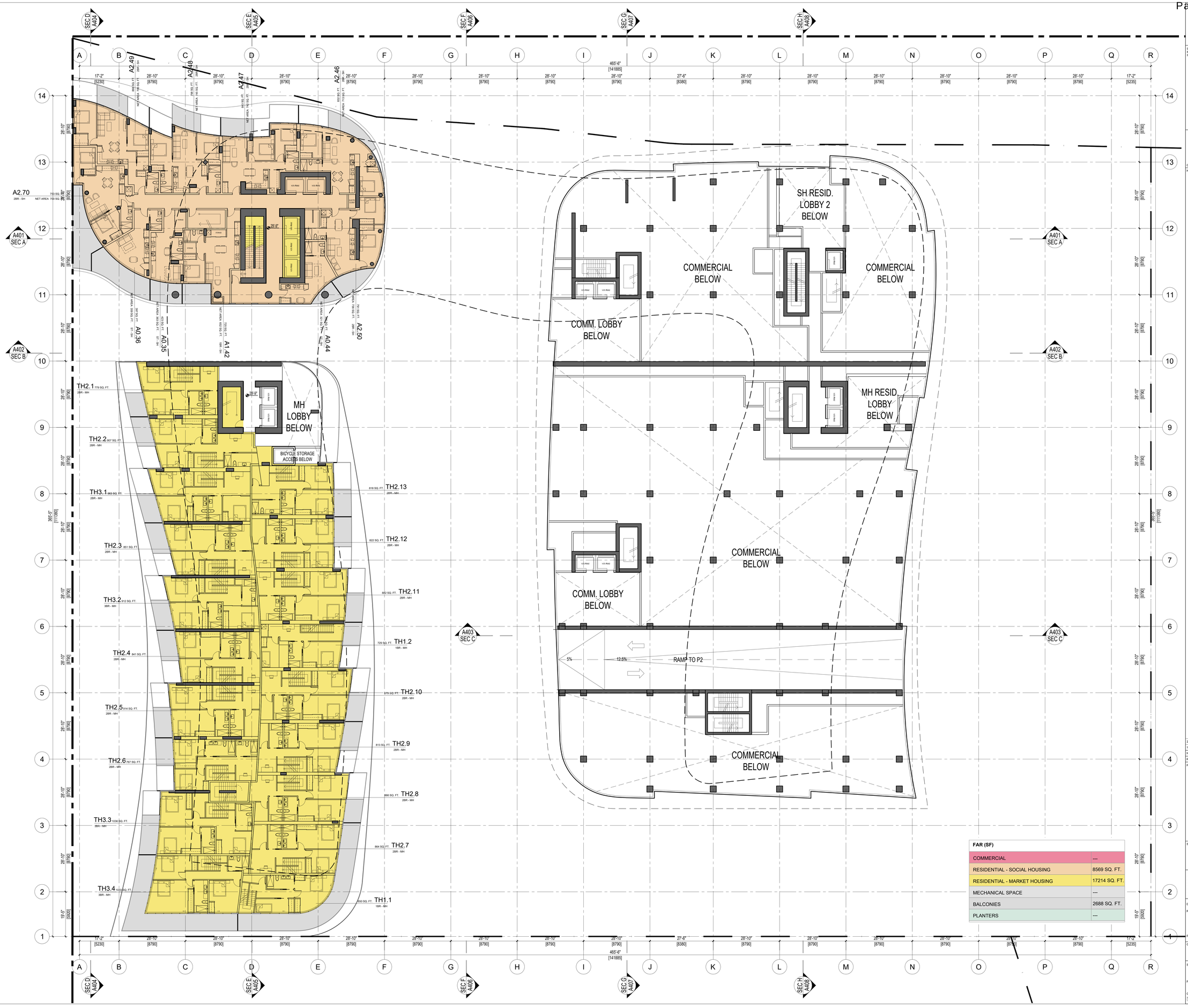

FAR (SF)	
COMMERCIAL	---
RESIDENTIAL - SOCIAL HOUSING	8569 SQ. FT.
RESIDENTIAL - MARKET HOUSING	17214 SQ. FT.
MECHANICAL SPACE	---
BALCONIES	2688 SQ. FT.
PLANTERS	---

FRANCL ARCHITECTURE

970 Homer Street, Vancouver, BC, V6B 2W7, Canada
604.688.3252
franclarchitecture.com

Consultants

Notes:

REGISTERED ARCHITECT
WALTER C. FRANCL JOHNSON
VANCOUVER
BRITISH COLUMBIA
2021-12-17

No.	Date	Description
2.	2021 12 17	ISSUED FOR DP
1.	2021 09 20	ISSUED FOR COORDINATION

Revisions / Issues:

Project Title:

PLAZA OF NATIONS
PHASE 1

750 PACIFIC BOULEVARD

VANCOUVER, BC

Sheet Title:

FSR L2

This drawing as an instrument of service is the property of Francl Architecture Inc. and may not be reproduced without the firm's permission. All information shown on the drawing is for the use in this specific project only and shall not be used otherwise without written permission from this office. Contractors shall verify and be responsible for all dimensions on the job and this office shall be informed of any discrepancies and variations shown on this drawing. Do not scale drawings.

Drawn By: EF
Reviewed by: JK
Plot Date: 2021/12/17

Project North

Graphic Scale
0' 10' 20'

Scale: 1/150
Project No.: 22019
CAD File Name: 22019_PON_1_A508-A510_FSR_L1-L5.DWG

Drawing No.
A507

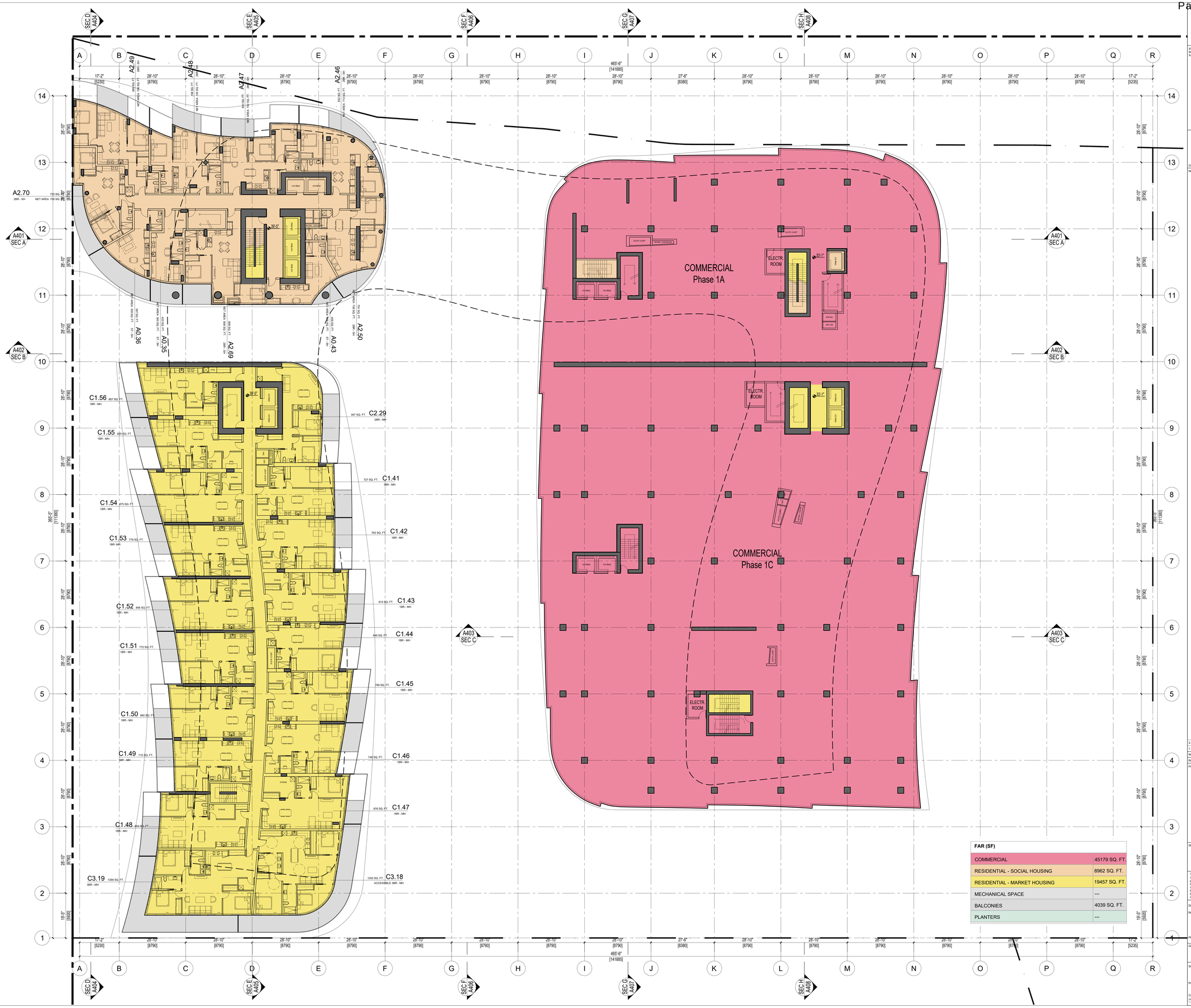

FAR (SF)	
COMMERCIAL	45179 SQ. FT.
RESIDENTIAL - SOCIAL HOUSING	8962 SQ. FT.
RESIDENTIAL - MARKET HOUSING	19457 SQ. FT.
MECHANICAL SPACE	---
BALCONIES	4039 SQ. FT.
PLANTERS	---

FRANCL ARCHITECTURE

970 Homer Street, Vancouver, BC, V6B 2W7, Canada
604.688.3252
franclarchitecture.com

Consultants

Notes:

REGISTERED ARCHITECT
WALLACE FRANCL CHAUDHURY
VANCOUVER
BRITISH COLUMBIA
2021-12-17

No.	Date	Description
2.	2021 12 17	ISSUED FOR DP
1.	2021 09 20	ISSUED FOR COORDINATION

Revisions / Issues:

Project Title:

PLAZA OF NATIONS
PHASE 1

750 PACIFIC BOULEVARD

VANCOUVER, BC

Sheet Title:

FSR L3

This drawing as an instrument of service is the property of Francl Architecture Inc. and may not be reproduced without the firm's permission. All information shown on the drawing is for the use in this specific project only and shall not be used otherwise without written permission from this office. Contractors shall verify and be responsible for all dimensions on the job and this office shall be informed of any discrepancies and variations shown on this drawing. Do not scale drawings.

Drawn By: EF
Reviewed by: JK
Plot Date: 2021/12/17

Project North

Graphic Scale
0' 10' 20'

Scale: 1/150
Project No.: 22019
CAD File Name:
22019_PON
1_A508-A510_FSR_L1-L3.DWG

Drawing No.
A508

FRANCL ARCHITECTURE
970 Homer Street, Vancouver, BC, V6B 2W7, Canada
604.688.3252
franclarchitecture.com

Consultants

Notes:

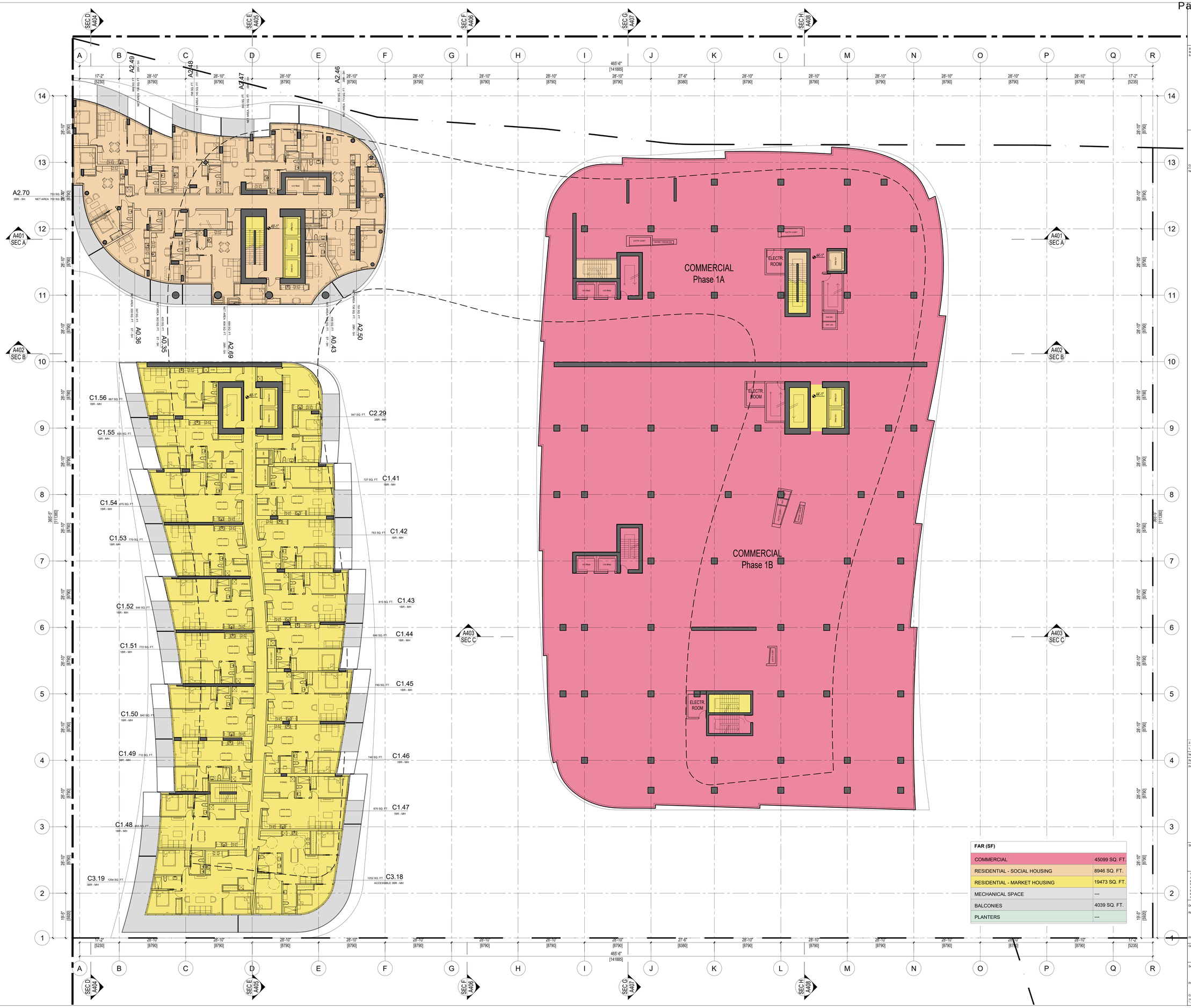
SEC D A404
SEC E A405
SEC F A406
SEC G A407
SEC H A408
A401 SEC A
A402 SEC B
A403 SEC C
A2.70 703 SQ. FT. 28R - SH NET AREA 700 SQ. FT.
A2.49 NET AREA 699 SQ. FT.
A2.48 NET AREA 745 SQ. FT.
A2.47 NET AREA 745 SQ. FT.
A2.46 NET AREA 832 SQ. FT.
A0.36 NET AREA 397 SQ. FT.
A0.35 NET AREA 505 SQ. FT.
A2.69 NET AREA 805 SQ. FT.
A0.43 NET AREA 459 SQ. FT.
A2.50 NET AREA 756 SQ. FT.
COMMERCIAL Phase 1A
COMMERCIAL Phase 1B
ELECTR ROOM
ELECTR CLOSET
HEATING / DISTRIBUTION
VCS #1602
VCS #1602
44'-1"
49'-1"
C1.56 867 SQ. FT. 1BR - MH
C1.55 820 SQ. FT. 1BR - MH
C1.54 875 SQ. FT. 1BR - MH
C1.53 779 SQ. FT. 1BR -MH
C1.52 846 SQ. FT. 1BR - MH
C1.51 772 SQ. FT. 1BR - MH
C1.50 840 SQ. FT. 1BR - MH
C1.49 710 SQ. FT. 1BR - MH
C3.19 1294 SQ. FT. 3BR - MH
C2.29 947 SQ. FT. 2BR - MH
C1.41 727 SQ. FT. 1BR - MH
C1.42 763 SQ. FT. 1BR - MH
C1.43 815 SQ. FT. 1BR - MH
C1.44 666 SQ. FT. 1BR - MH
C1.45 789 SQ. FT. 1BR - MH
C1.46 746 SQ. FT. 1BR - MH
C1.47 876 SQ. FT. 1BR - MH
C3.18 1252 SQ. FT. ACCESSIBLE 3BR - MH
STORAGE
STAIR 001
ELEV 001
ELEV 002
ELEV 003
ELEV 004
ELEV 005
ELEV 006
ELEV 007
ELEV 008
ELEV 009
ELEV 010
ELEV 011
ELEV 012
ELEV 013
ELEV 014
ELEV 015
ELEV 016
ELEV 017
ELEV 018
ELEV 019
ELEV 020
ELEV

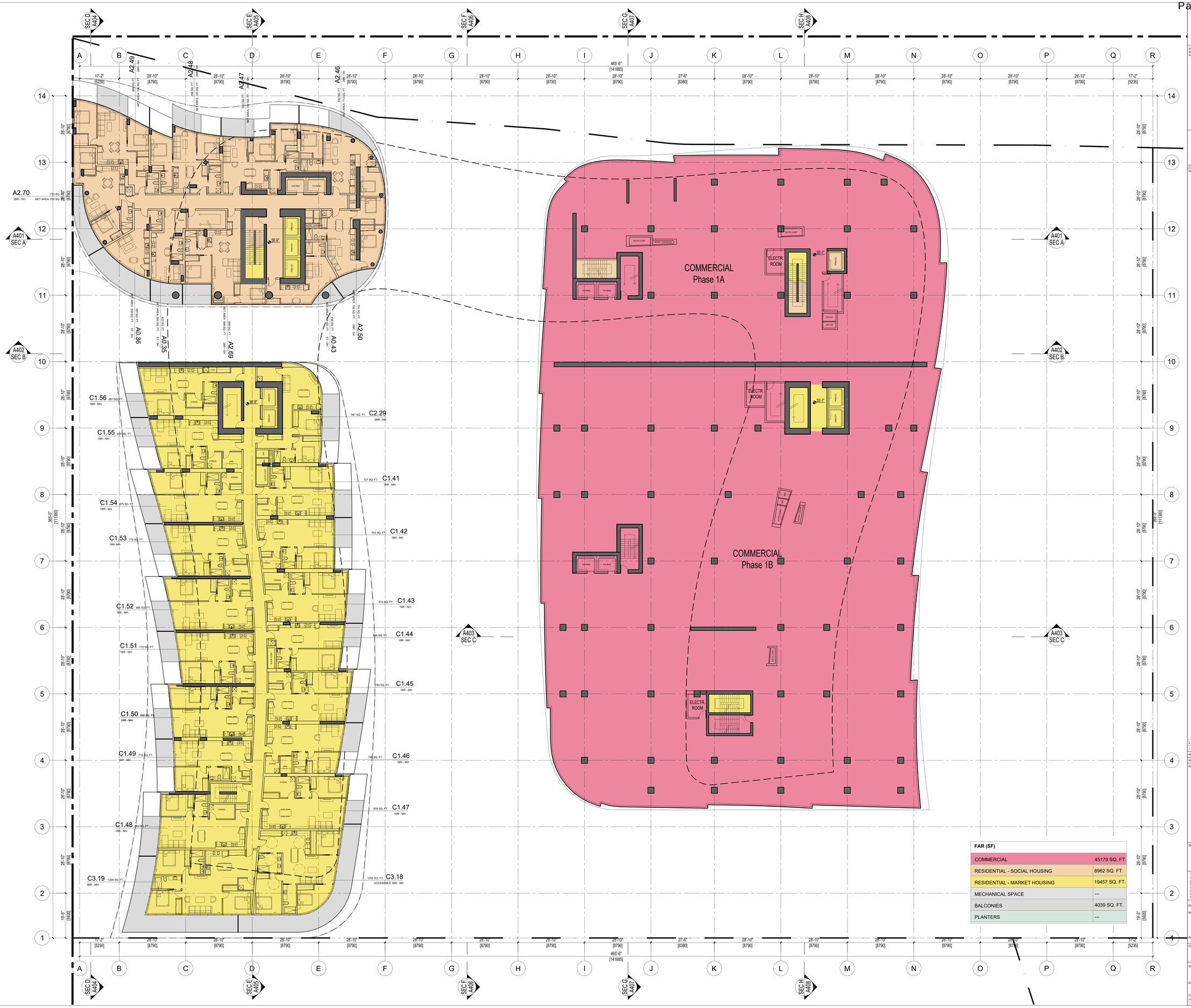

FAR (SF)	
COMMERCIAL	45179 SQ. FT.
RESIDENTIAL - SOCIAL HOUSING	8962 SQ. FT.
RESIDENTIAL - MARKET HOUSING	19457 SQ. FT.
MECHANICAL SPACE	---
BALCONIES	4039 SQ. FT.
PLANTERS	---

FRANCL ARCHITECTURE

970 Homer Street, Vancouver, BC, V6B 2W7, Canada
604.688.3252
franclarchitecture.com

Consultants

Notes:

REGISTERED ARCHITECT
WALLACE FRANCL SOLOMON
VANCOUVER
BRITISH COLUMBIA
2021-12-17

No.	Date	Description
2.	2021 12 17	ISSUED FOR DP
1.	2021 09 20	ISSUED FOR COORDINATION

Revisions / Issues:

Project Title:

PLAZA OF NATIONS
PHASE 1

750 PACIFIC BOULEVARD

VANCOUVER, BC

Sheet Title:

FSR L5

This drawing as an instrument of service is the property of Francl Architecture Inc. and may not be reproduced without the firm's permission. All information shown on the drawing is for the use in this specific project only and shall not be used otherwise without written permission from this office. Contractors shall verify and be responsible for all dimensions on the job and this office shall be informed of any discrepancies and variations shown on this drawing. Do not scale drawings.

Drawn By: EF
Reviewed by: JK
Plot Date: 2021/12/17

Project North

Graphic Scale: 0' 10' 20'

Scale: 1/150
Project No.: 22019
CAD File Name: 22019_PON 1_A508-A510_FSR_L1-L5.DWG

Drawing No.: A510

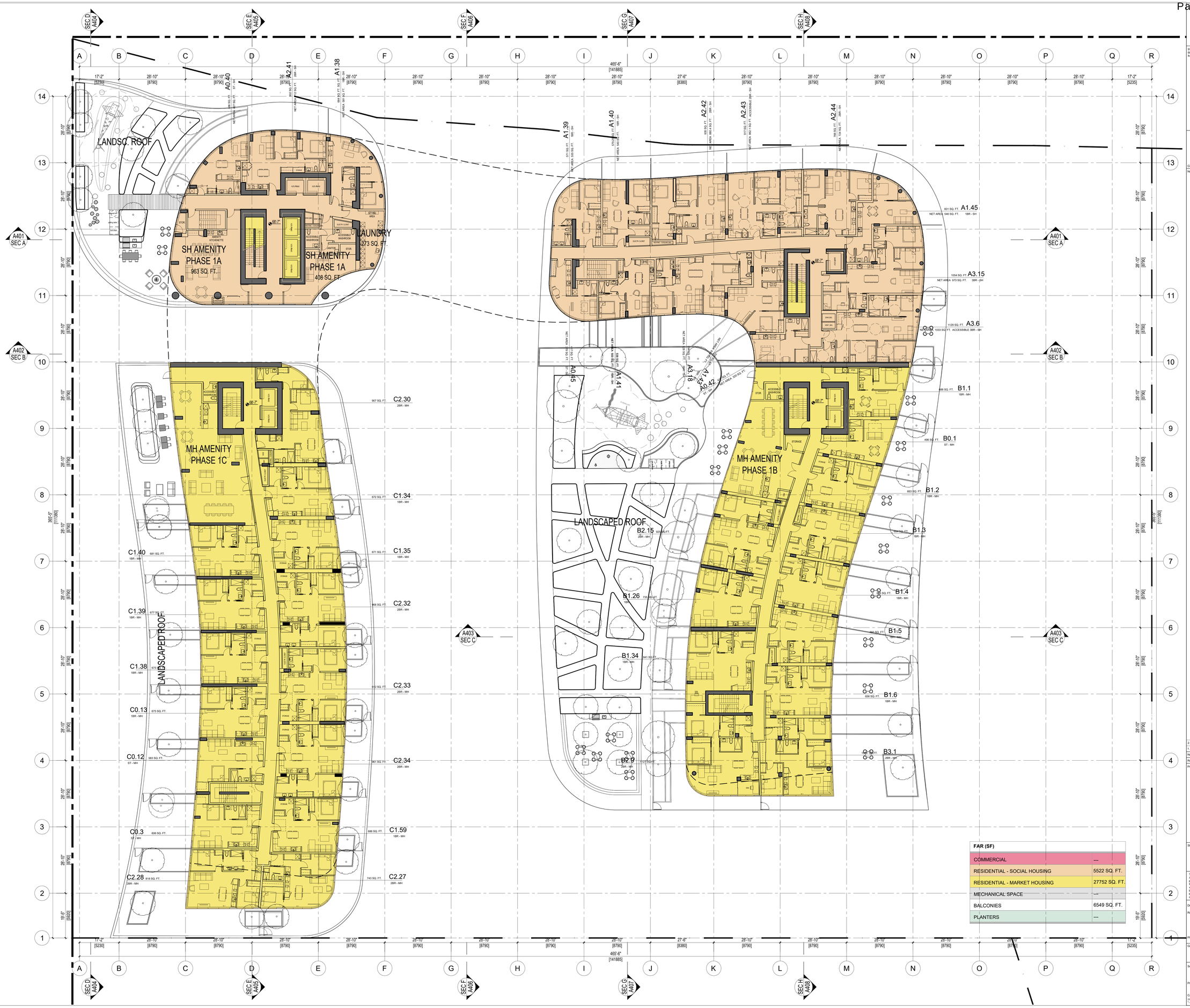

FAR (SF)	
COMMERCIAL	---
RESIDENTIAL - SOCIAL HOUSING	5522 SQ. FT.
RESIDENTIAL - MARKET HOUSING	27752 SQ. FT.
MECHANICAL SPACE	---
BALCONIES	6549 SQ. FT.
PLANTERS	---

FRANCL ARCHITECTURE

970 Homer Street, Vancouver, BC, V6B 2W7, Canada
604.688.3252
franclarchitecture.com

Consultants

Notes:

REGISTERED ARCHITECT
WALTER C. FRANCL-DOUGLAS
VANCOUVER
BRITISH COLUMBIA
2021-12-17

No.	Date	Description
2.	2021 12 17	ISSUED FOR DP
1.	2021 09 20	ISSUED FOR COORDINATION

Revisions / Issues:

Project Title:

PLAZA OF NATIONS
PHASE 1

750 PACIFIC BOULEVARD

VANCOUVER, BC

Sheet Title:

FSR L6

This drawing as an instrument of service is the property of Francl Architecture Inc. and may not be reproduced without the firm's permission. All information shown on the drawing is for the use in this specific project only and shall not be used otherwise without written permission from this office. Contractors shall verify and be responsible for all dimensions on the job and this office shall be informed of any discrepancies and variations shown on this drawing. Do not scale drawings.

Drawn By: EF
Reviewed by: JK
Plot Date: 2021/12/17

Project North

Graphic Scale
0' 10' 20'

Scale: 1/150
Project No.: 22019
CAD File Name: 22019_PON_1_A511-A515_FSR_L6-L10.DWG

Drawing No.
A511

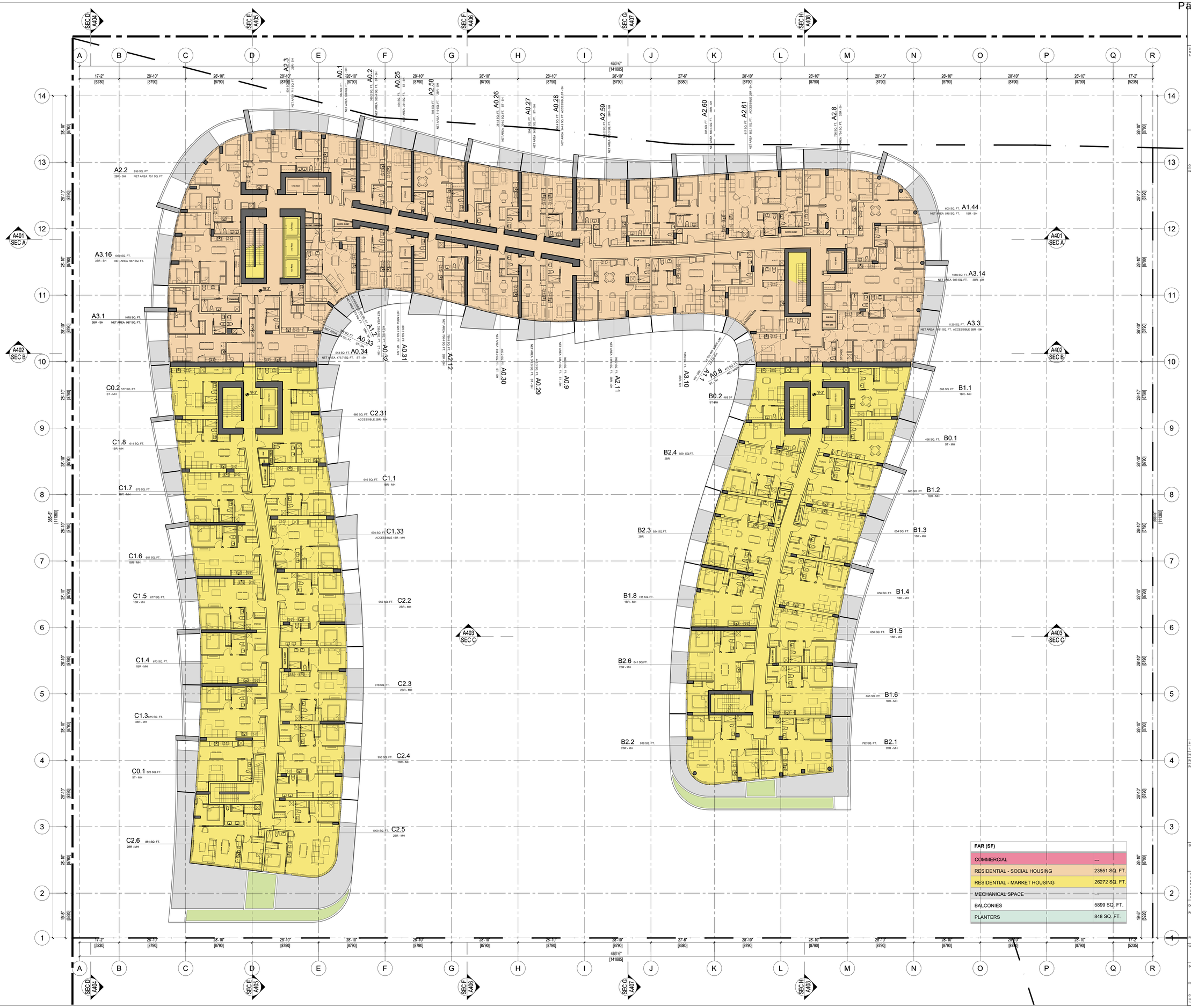

FAR (SF)	
COMMERCIAL	---
RESIDENTIAL - SOCIAL HOUSING	23551 SQ. FT.
RESIDENTIAL - MARKET HOUSING	26272 SQ. FT.
MECHANICAL SPACE	---
BALCONIES	5899 SQ. FT.
PLANTERS	848 SQ. FT.

FRANCL ARCHITECTURE

970 Homer Street, Vancouver, BC, V6B 2W7, Canada
604.688.3252
franclarchitecture.com

Consultants

Notes:

REGISTERED ARCHITECT
WALTER C. FRANCL
VANCOUVER
BRITISH COLUMBIA
2021-12-17

No.	Date	Description
2.	2021 12 17	ISSUED FOR DP
1.	2021 09 20	ISSUED FOR COORDINATION

Revisions / Issues:

Project Title:

PLAZA OF NATIONS
PHASE 1

750 PACIFIC BOULEVARD

VANCOUVER, BC

Sheet Title:

FSR L7

This drawing as an instrument of service is the property of Francl Architecture Inc. and may not be reproduced without the firm's permission. All information shown on the drawing is for the use in this specific project only and shall not be used otherwise without written permission from this office. Contractors shall verify and be responsible for all dimensions on the job and this office shall be informed of any discrepancies and variations shown on this drawing. Do not scale drawings.

Drawn By: EF
Reviewed by: JK
Plot Date: 2021/12/17

Project North

Graphic Scale
0' 10' 20'

Scale: 1/150
Project No.: 22019
CAD File Name: 22019_PON 1_A511-A515_FSR_L6-L10.DWG

Drawing No.
A512

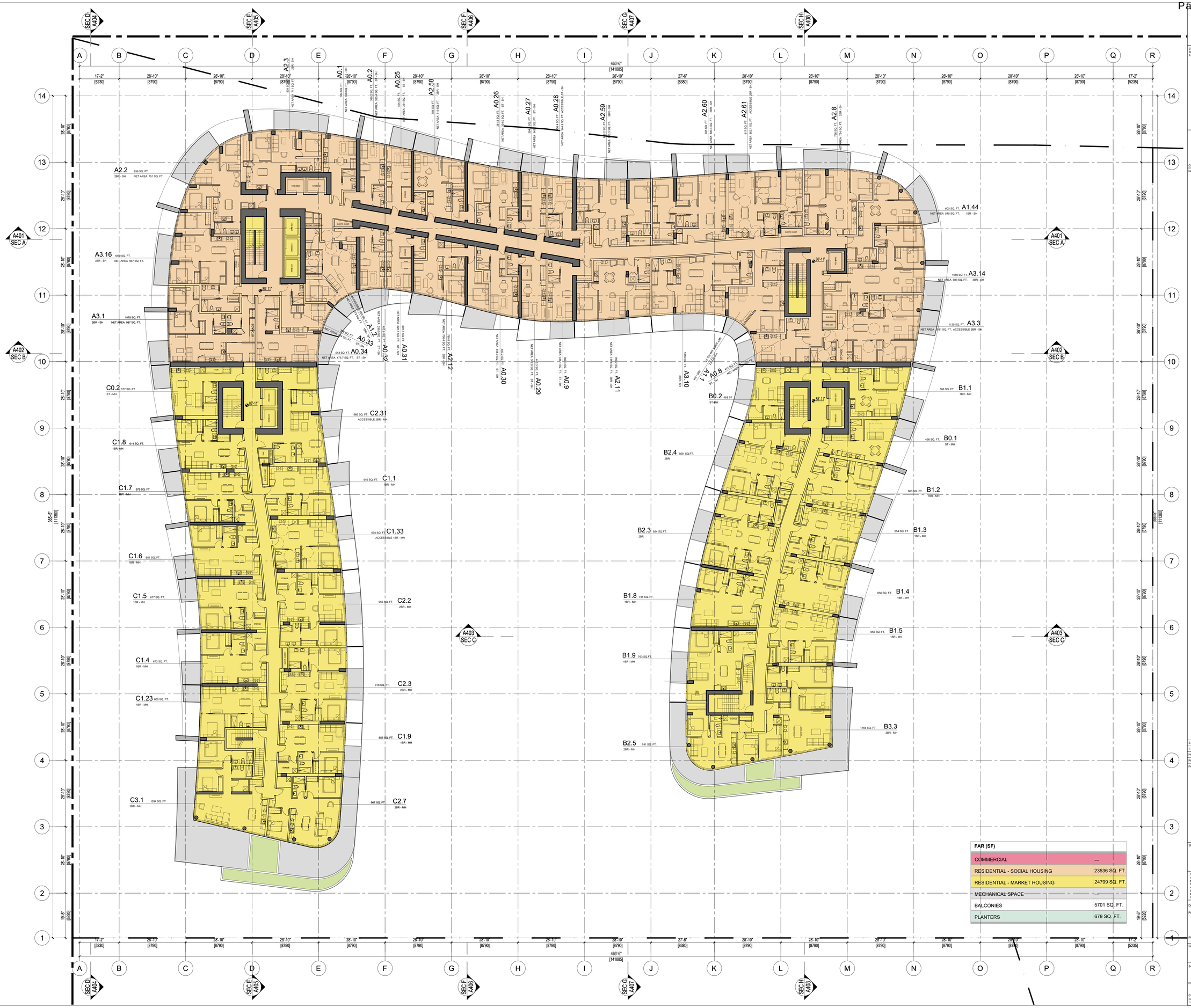

FAR (SF)	
COMMERCIAL	---
RESIDENTIAL - SOCIAL HOUSING	23536 SQ. FT.
RESIDENTIAL - MARKET HOUSING	24799 SQ. FT.
MECHANICAL SPACE	---
BALCONIES	5701 SQ. FT.
PLANTERS	679 SQ. FT.

FRANCL ARCHITECTURE

970 Homer Street, Vancouver, BC, V6B 2W7, Canada
604.688.3252
franclarchitecture.com

Consultants

Notes:

REGISTERED ARCHITECT
WALLACE FRANCO-GOULDING
VANCOUVER
BRITISH COLUMBIA
2021-12-17

No.	Date	Description
2.	2021 12 17	ISSUED FOR DP
1.	2021 09 20	ISSUED FOR COORDINATION

Revisions / Issues:

Project Title:

PLAZA OF NATIONS
PHASE 1

750 PACIFIC BOULEVARD

VANCOUVER, BC

Sheet Title:

FSR L8

This drawing as an instrument of service is the property of Francl Architecture Inc. and may not be reproduced without the firm's permission. All information shown on the drawing is for the use in this specific project only and shall not be used otherwise without written permission from this office. Contractors shall verify and be responsible for all dimensions on the job and this office shall be informed of any discrepancies and variations shown on this drawing. Do not scale drawings.

Drawn By: EF
Reviewed by: JK
Plot Date: 2021/12/17

Project North

Graphic Scale
0' 10' 20'

Scale: 1/150
Project No.: 22019
CAD File Name: 22019_PON 1_A511-A515_FSR_L8-L10.DWG

Drawing No.
A513

FRANCL ARCHITECTURE
970 Homer Street, Vancouver, BC, V6B 2W7, Canada
604.688.3252
franclarchitecture.com

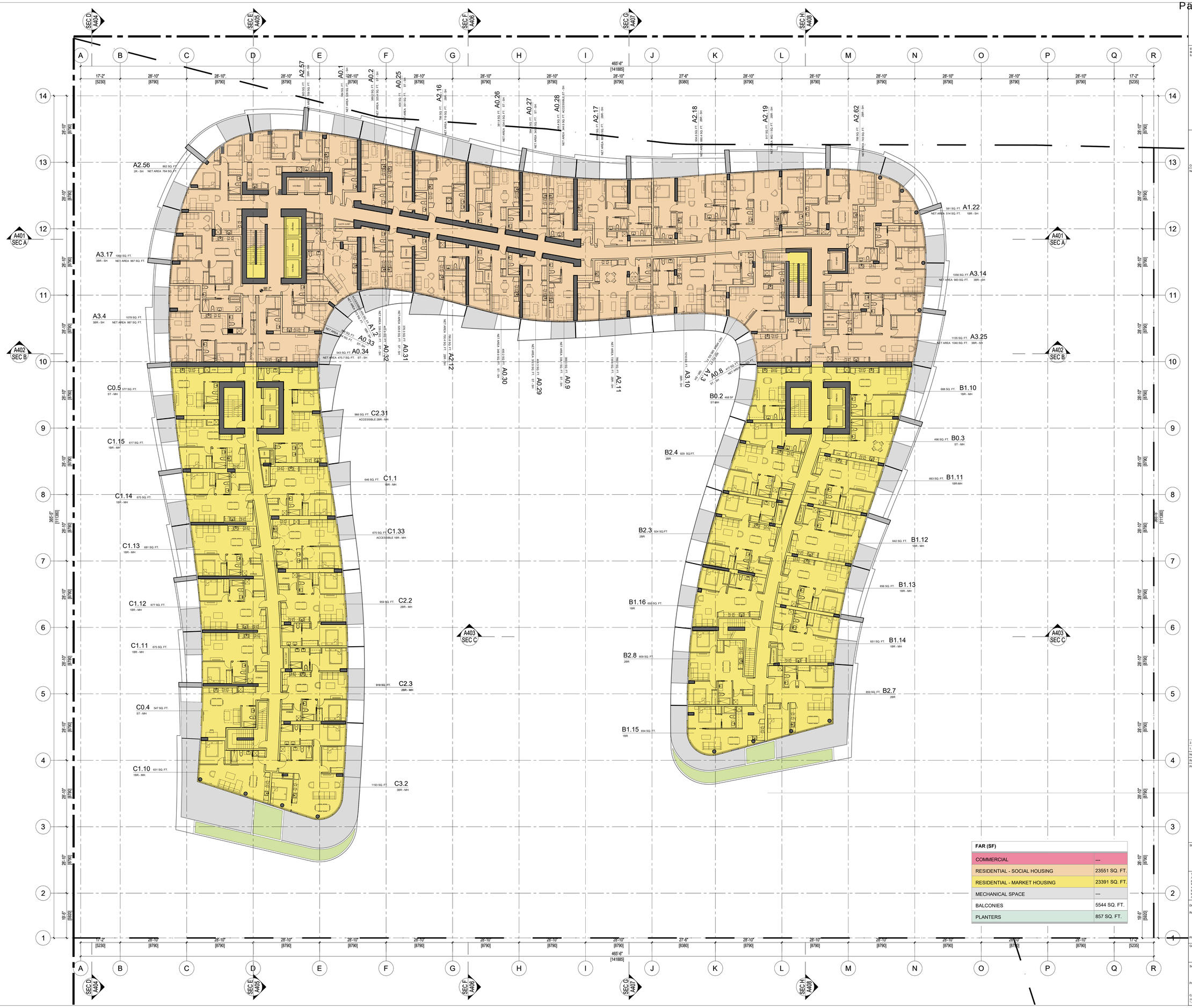

FAR (SF)	
COMMERCIAL	---
RESIDENTIAL - SOCIAL HOUSING	23551 SQ. FT.
RESIDENTIAL - MARKET HOUSING	23391 SQ. FT.
MECHANICAL SPACE	---
BALCONIES	5544 SQ. FT.
PLANTERS	857 SQ. FT.

Consultants

Notes:

REGISTERED ARCHITECT FRANCL, MICHAEL BRIAN ARCHITECT BRITISH COLUMBIA
2021-12-17

No.	Date	Description:
2.	2021 12 17	ISSUED FOR DP
1.	2021 09 20	ISSUED FOR COORDINATION

Revisions / Issues:

Project Title:

PLAZA OF NATIONS
PHASE 1

750 PACIFIC BOULEVARD

VANCOUVER, BC

Sheet Title:

FSR L9

This drawing as an instrument of service is the property of Francl Architecture Inc. and may not be reproduced without the firm's permission and all common law rights are reserved. It is issued in this specific project only and shall not be used otherwise without written permission from this office. Contractors shall verify and be responsible for all dimensions on the job and this office shall be informed of any discrepancies and variations shown on this drawing. Do not scale drawings.

Drawn By: EF
Reviewed by: JK
Plot Date: 2021/12/17
Project North
Graphic Scale 0' 10' 20'
Scale: 1/150
Drawing No. A514
Project No.: 22019
CAD File Name: 22019_PON_1_A01-1A10_FSR_L9-L10.DWG

FRANCL ARCHITECTURE
970 Homer Street, Vancouver, BC, V6B 2W7, Canada
604.688.3252
franclarchitecture.com

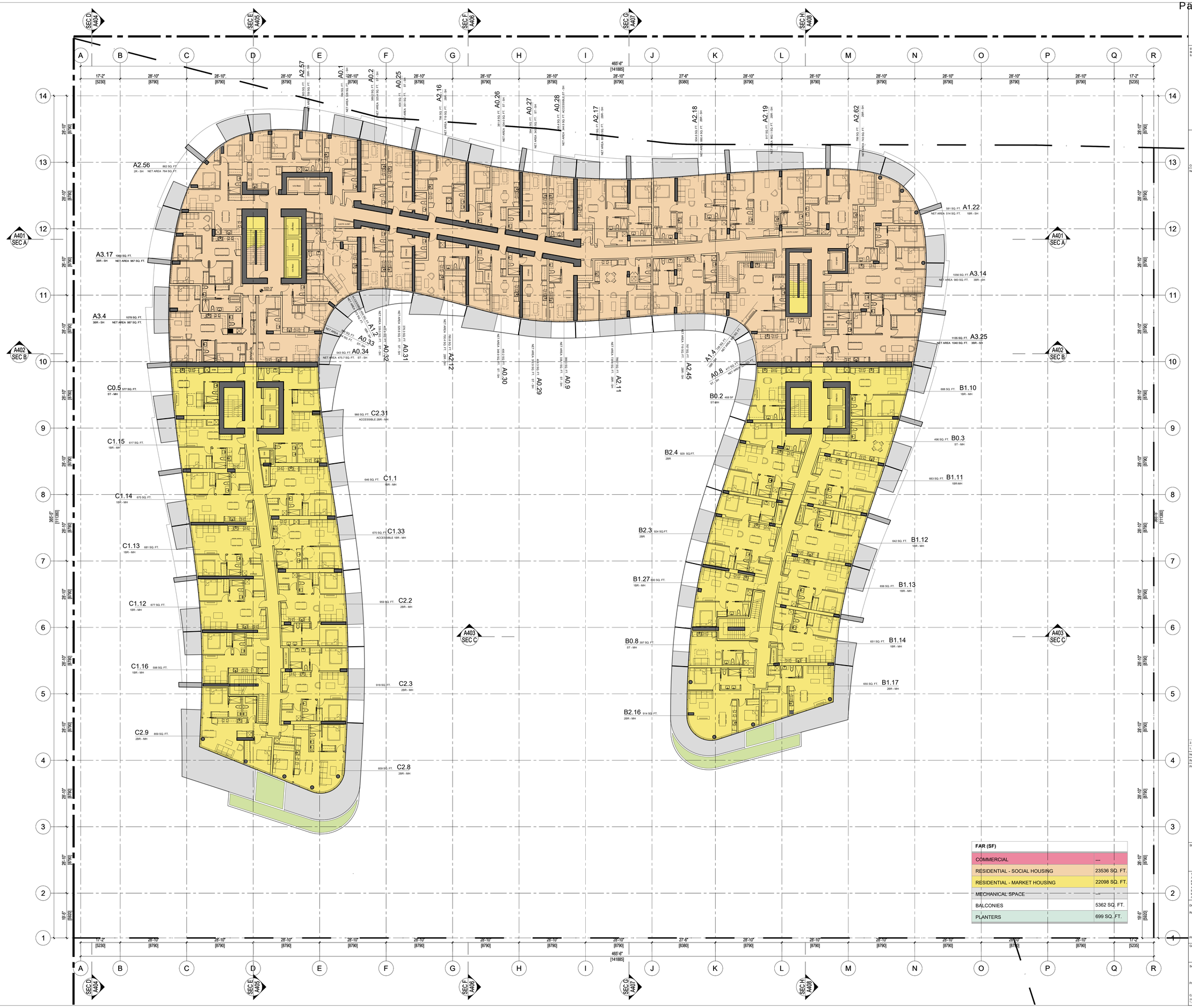

FAR (SF)	
COMMERCIAL	---
RESIDENTIAL - SOCIAL HOUSING	23536 SQ. FT.
RESIDENTIAL - MARKET HOUSING	22098 SQ. FT.
MECHANICAL SPACE	---
BALCONIES	5362 SQ. FT.
PLANTERS	699 SQ. FT.

Consultants

Notes:

REGISTERED ARCHITECT EDWARD FRANCL BRITISH COLUMBIA
2021-12-17

No.	Date	Description:
2.	2021 12 17	ISSUED FOR DP
1.	2021 09 20	ISSUED FOR COORDINATION

Revisions / Issues:

Project Title:

PLAZA OF NATIONS
PHASE 1

750 PACIFIC BOULEVARD

VANCOUVER, BC

Sheet Title:

FSR L10

This drawing as an instrument of service is the property of Francl Architecture Inc. and may not be reproduced without the firm's permission and all common law rights are reserved. It is issued in this specific project only and shall not be used otherwise without written permission from this office. Contractors shall verify and be responsible for all dimensions on the job and this office shall be informed of any discrepancies and variations shown on this drawing. Do not scale drawings.

Drawn By: EF
Reviewed by: JK
Plot Date: 2021/12/17

Project North

Graphic Scale 0' 10' 20'

Scale: 1/150
Project No.: 22019
CAD File Name: 22019_PON_1_A01-1A10_FSR_L9-L10.DWG

Drawing No.

A515

FRANCL ARCHITECTURE
970 Homer Street, Vancouver, BC, V6B 2W7, Canada
604.688.3252
franclarchitecture.com

Consultants

Notes:

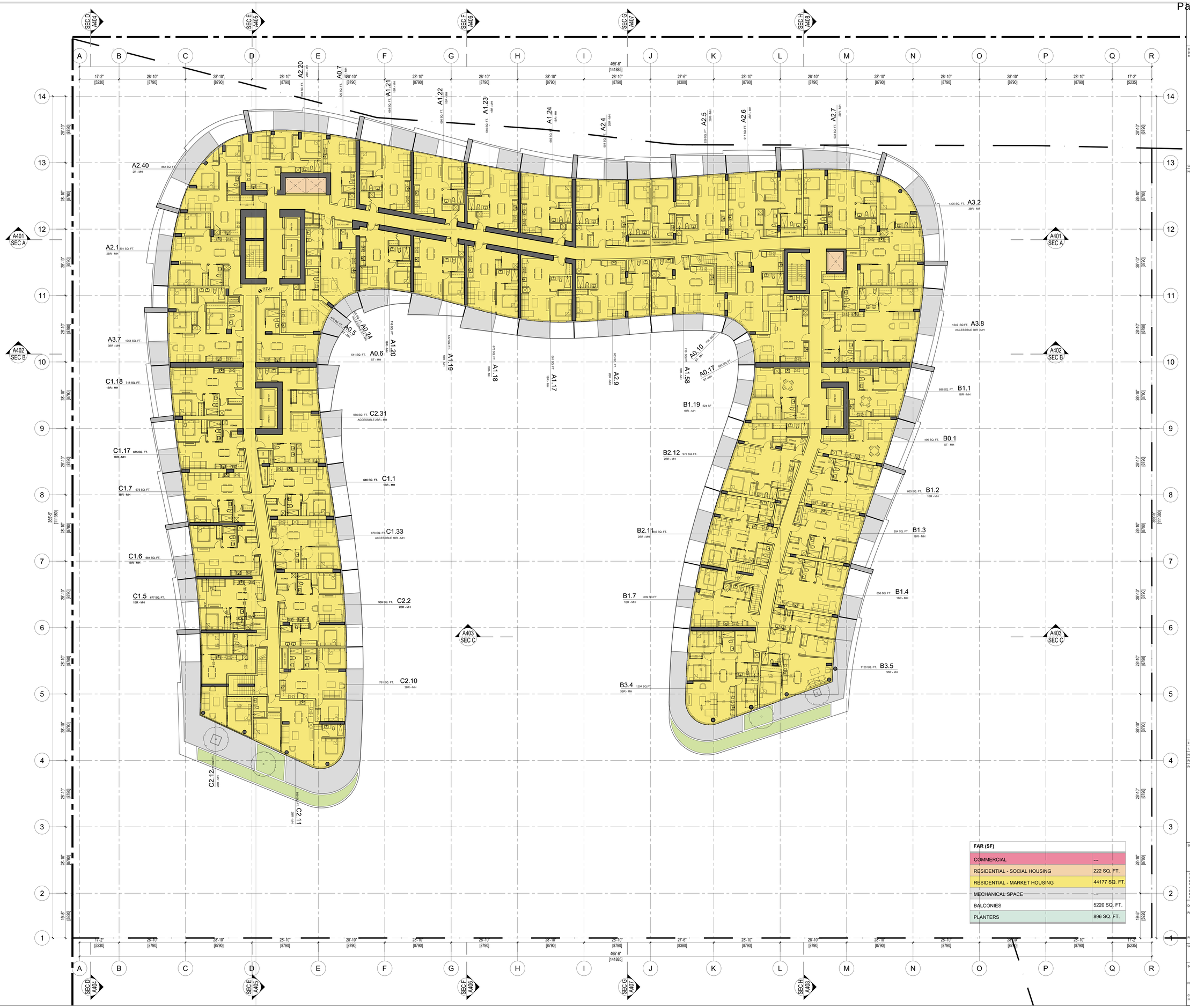
SEC D A404
SEC E A405
SEC F A406
SEC G A407
SEC H A408
A401 SEC A
A402 SEC B
A403 SEC C
A2.40 862 SQ. FT. 2R - MH
A2.1 891 SQ. FT. 2BR - MH
A3.7 1054 SQ. FT. 3BR - MH
C1.18 718 SQ. FT. 1BR - MH
C1.17 675 SQ. FT. 1BR - MH
C1.7 675 SQ. FT. 1BR - MH
C1.6 681 SQ. FT. 1BR - MH
C1.5 677 SQ. FT. 1BR - MH
C1.1 646 SQ. FT. 1BR - MH
C1.33 670 SQ. FT. ACCESSIBLE 1BR - MH
C2.31 966 SQ. FT. ACCESSIBLE 2BR - MH
C2.2 959 SQ. FT. 2BR - MH
C2.10 761 SQ. FT. 2BR - MH
C2.12 2BR - MH
C2.11 2BR - MH
A2.20 2BR - MH
A0.7 1BR - MH
A1.21 1BR - MH
A1.22 1BR - MH
A1.23 1BR - MH
A1.24 1BR - MH
A2.4 2BR - MH
A2.5 2BR - MH
A2.6 2BR - MH
A2.7 2BR - MH
A3.2 1305 SQ. FT. 3BR - MH
A3.8 1249 SQ.FT. ACCESSIBLE 3BR - MH
B1.1 688 SQ. FT. 1BR - MH
B0.1 496 SQ. FT. ST - MH
B1.2 663 SQ. FT. 1BR - MH
B1.3 654 SQ. FT. 1BR - MH
B1.4 656 SQ. FT. 1BR - MH
B3.5 1120 SQ. FT. 3BR - MH
B3.4 1204 SQ.FT. 3BR - MH
B2.12 972 SQ. FT. 2BR - MH
B2.11 946 SQ. FT. 2BR - MH
B1.7 609 SQ.FT. 1BR - MH
B1.19 624 SF 1BR - MH
A1.58 1BR - MH
A0.10 738 SQ.FT. 1BR - MH
A0.17 ST - MH
A0.6 541 SQ. FT. ST - MH
A0.5 ST - MH
A0.24 ST - MH
A1.20 1BR - MH
A1.19 1BR - MH
A1.18 1BR - MH
A1.17 1BR - MH
A2.9 2BR - MH
A1.1 1BR - MH
A1.2 1BR - MH
A1.3 1BR - MH
A1.4 1BR - MH
A1.5 1BR - MH
A1.6 1BR - MH
A1.7 1BR - MH
A1.8 1BR - MH
A1.9 1BR - MH
A1.10 1BR - MH
A1.11 1BR - MH
A1.12 1BR - MH
A1.13 1BR - MH
A1.14 1BR - MH
A1.15 1BR - MH
A1.16 1BR - MH
A2.8 2BR - MH
A2.3 2BR - MH
A2.30 2BR - MH
A2.31 2BR - MH
A2.32 2BR - MH
A2.33 2BR - MH
A2.34 2BR - MH
A2.35 2BR - MH
A2.36 2BR - MH
A2.37 2BR - MH
A2.38 2BR - MH
A2.39 2BR - MH
A2.41 2BR - MH
A2.42 2BR - MH
A2.43 2BR - MH
A2.44 2BR - MH
A2.45 2BR - MH
A2.46 2BR - MH
A2.47 2BR - MH
A2.48 2BR - MH
A2.49 2BR - MH
A2.50 2BR - MH

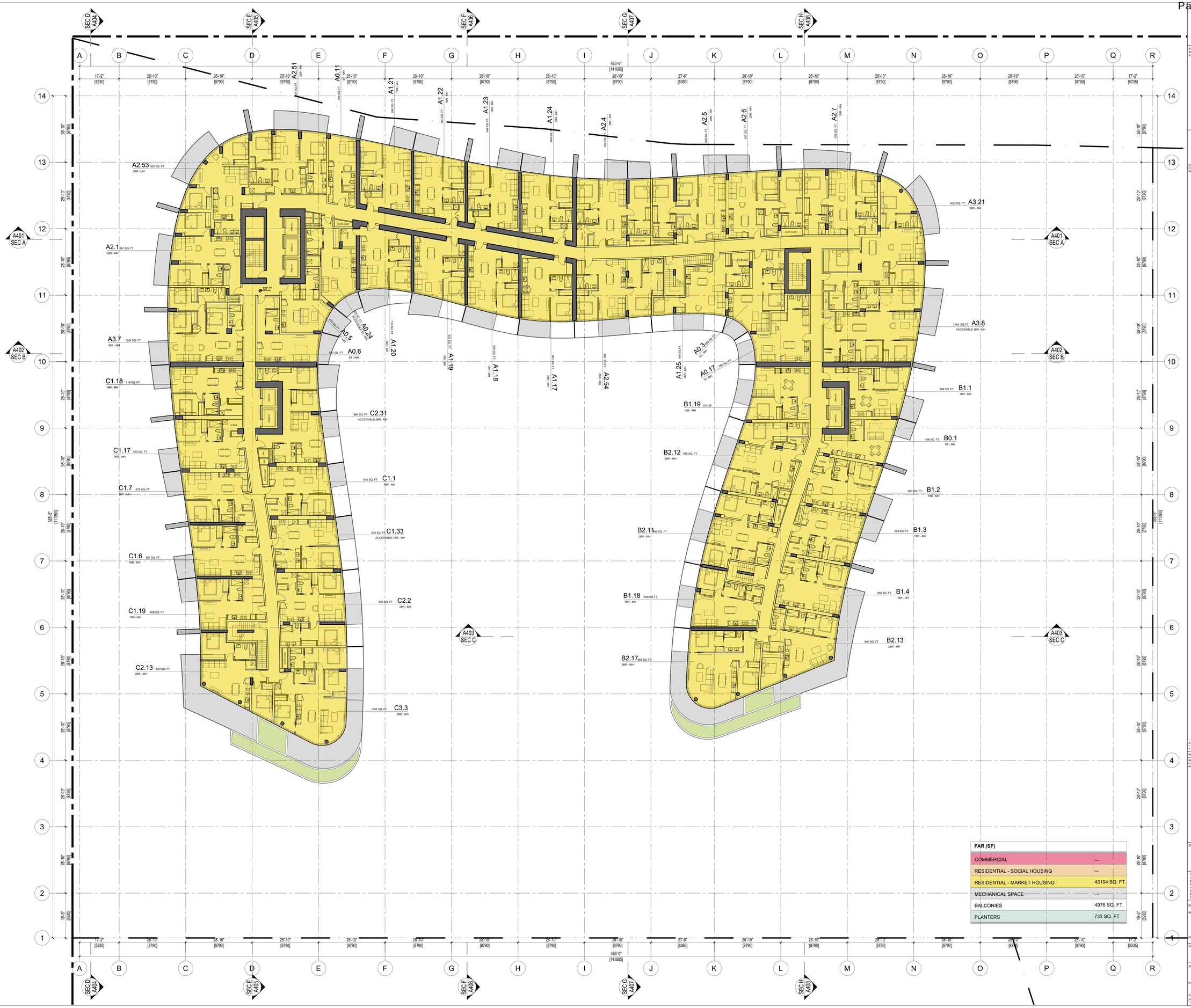

FAR (SF)	
COMMERCIAL	---
RESIDENTIAL - SOCIAL HOUSING	---
RESIDENTIAL - MARKET HOUSING	43194 SQ. FT.
MECHANICAL SPACE	---
BALCONIES	4976 SQ. FT.
PLANTERS	733 SQ. FT.

FRANCL ARCHITECTURE

970 Homer Street, Vancouver, BC, V6B 2W7, Canada
604.688.3252
franclarchitecture.com

Consultants

Notes:

REGISTERED ARCHITECT
WALLACE FRANCL HOUSINGS
VANCOUVER
BRITISH COLUMBIA
2021-12-17

No.	Date	Description
2.	2021 12 17	ISSUED FOR DP
1.	2021 09 20	ISSUED FOR COORDINATION

Revisions / Issues:

Project Title:

PLAZA OF NATIONS
PHASE 1

750 PACIFIC BOULEVARD

VANCOUVER, BC

Sheet Title:

FSR L12

This drawing as an instrument of service is the property of Francl Architecture Inc. and may not be reproduced without the firm's permission. All information shown on the drawing is for the use in this specific project only and shall not be used otherwise without written permission from this office. Contractors shall verify and be responsible for all dimensions on the job and this office shall be informed of any discrepancies and variations shown on this drawing. Do not scale drawings.

Drawn By: EF
Reviewed by: JK
Plot Date: 2021/12/17

Project North

Graphic Scale
0' 10' 20'

Scale: 1/150
Project No.: 22019
CAD File Name: 22019_PON 1_A516-A520_FSR_L11-L15.DWG

Drawing No.
A517

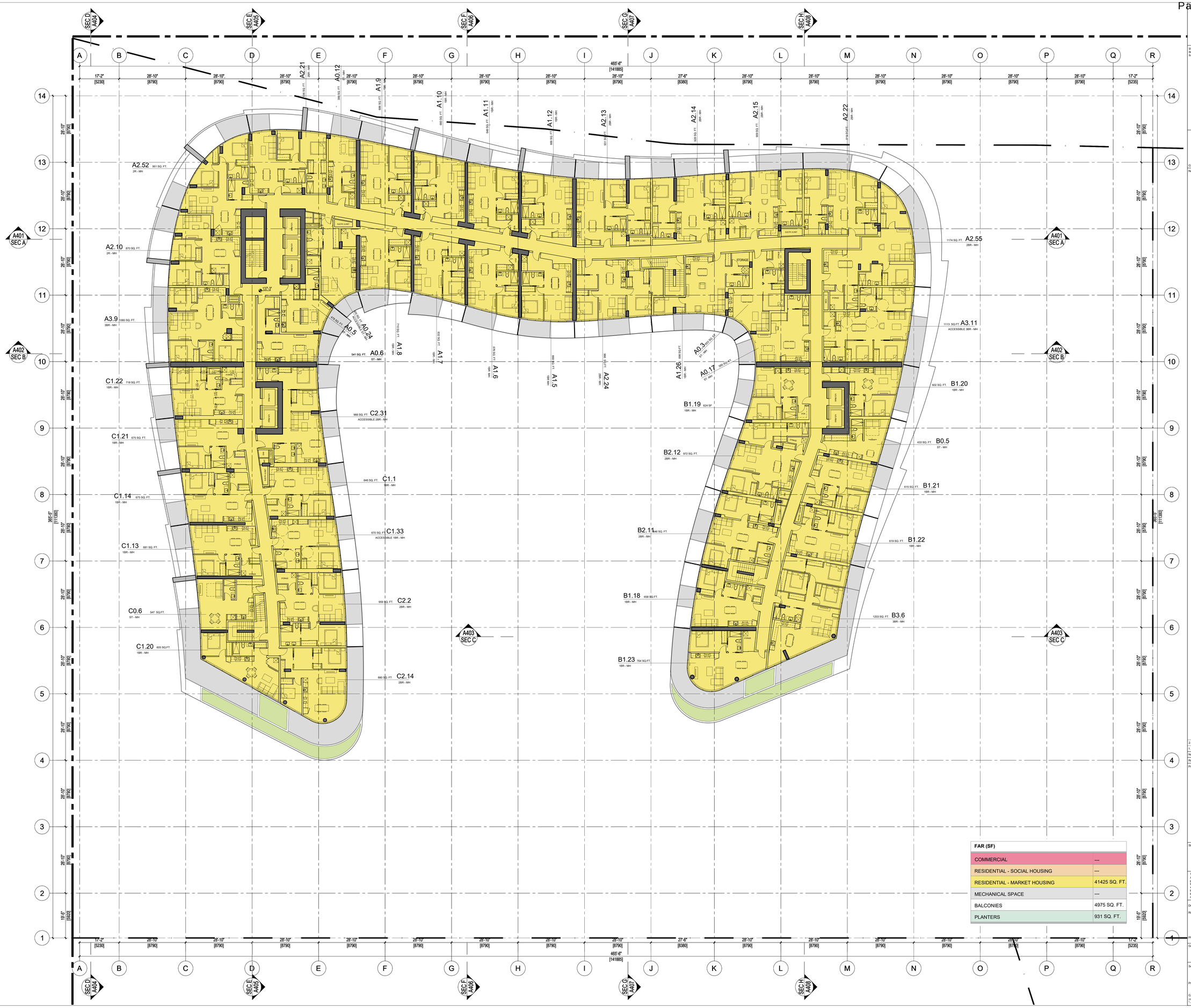

FAR (SF)	
COMMERCIAL	---
RESIDENTIAL - SOCIAL HOUSING	---
RESIDENTIAL - MARKET HOUSING	41425 SQ. FT.
MECHANICAL SPACE	---
BALCONIES	4975 SQ. FT.
PLANTERS	931 SQ. FT.

FRANCL ARCHITECTURE

970 Homer Street, Vancouver, BC, V6B 2W7, Canada
604.688.3252
franclarchitecture.com

Consultants

Notes:

REGISTERED ARCHITECT
WALLACE FRANCL COLUMBIA
VANCOUVER
BRITISH COLUMBIA
2021-12-17

No.	Date	Description
2.	2021 12 17	ISSUED FOR DP
1.	2021 09 20	ISSUED FOR COORDINATION

Revisions / Issues:

Project Title:

PLAZA OF NATIONS
PHASE 1

750 PACIFIC BOULEVARD

VANCOUVER, BC

Sheet Title:

FSR L13

This drawing as an instrument of service is the property of Francl Architecture Inc. and may not be reproduced without the firm's permission. All information shown on the drawing is for the use in this specific project only and shall not be used otherwise without written permission from this office. Contractors shall verify and be responsible for all dimensions on the job and this office shall be informed of any discrepancies and variations shown on this drawing. Do not scale drawings.

Drawn By: EF
Reviewed by: JK
Plot Date: 2021/12/16

Project North

Graphic Scale
0' 10' 20'

Scale: 1/150
Project No.: 22019
CAD File Name: 22019_POA 1_A518-A520_FSR_L11-L15.DWG

Drawing No.
A518

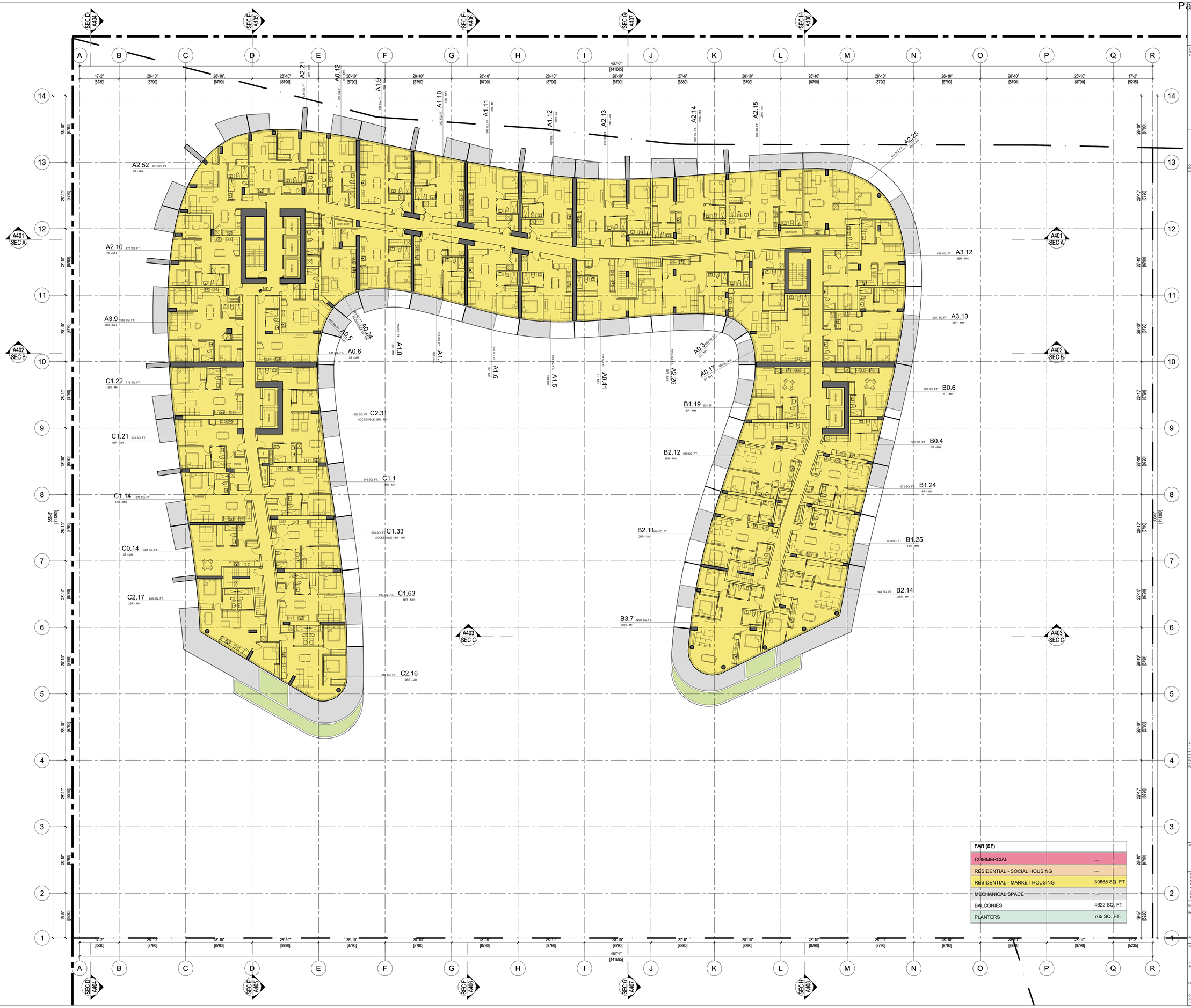

FAR (SF)	
COMMERCIAL	---
RESIDENTIAL - SOCIAL HOUSING	---
RESIDENTIAL - MARKET HOUSING	39668 SQ. FT.
MECHANICAL SPACE	---
BALCONIES	4622 SQ. FT.
PLANTERS	765 SQ. FT.

FRANCL ARCHITECTURE

970 Homer Street, Vancouver, BC, V6B 2W7, Canada
604.688.3252
franclarchitecture.com

Consultants

Notes:

REGISTERED ARCHITECT
WALTER E. FRANCL
VANCOUVER
BRITISH COLUMBIA
2021-12-17

No.	Date	Description
2.	2021 12 17	ISSUED FOR DP
1.	2021 09 20	ISSUED FOR COORDINATION

Revisions / Issues:

Project Title:

PLAZA OF NATIONS
PHASE 1

750 PACIFIC BOULEVARD

VANCOUVER, BC

Sheet Title:

FSR L14

This drawing as an instrument of service is the property of Francl Architecture Inc. and may not be reproduced without the firm's permission. All information shown on this drawing is for the use in this specific project only and shall not be used otherwise without written permission from this office. Contractors shall verify and be responsible for all dimensions on the job and this office shall be informed of any discrepancies and variations shown on this drawing. Do not scale drawings.

Drawn By: EF
Reviewed by: JK
Plot Date: 2021/12/17

Project North

Graphic Scale
0' 10' 20'

Scale: 1/150
Project No.: 22019
CAD File Name:
22019_PON
1_A519-A520_FSR_L114-15.DWG

Drawing No.
A519

FRANCL ARCHITECTURE
970 Homer Street, Vancouver, BC, V6B 2W7, Canada
604.688.3252
franclarchitecture.com

Consultants

Notes:

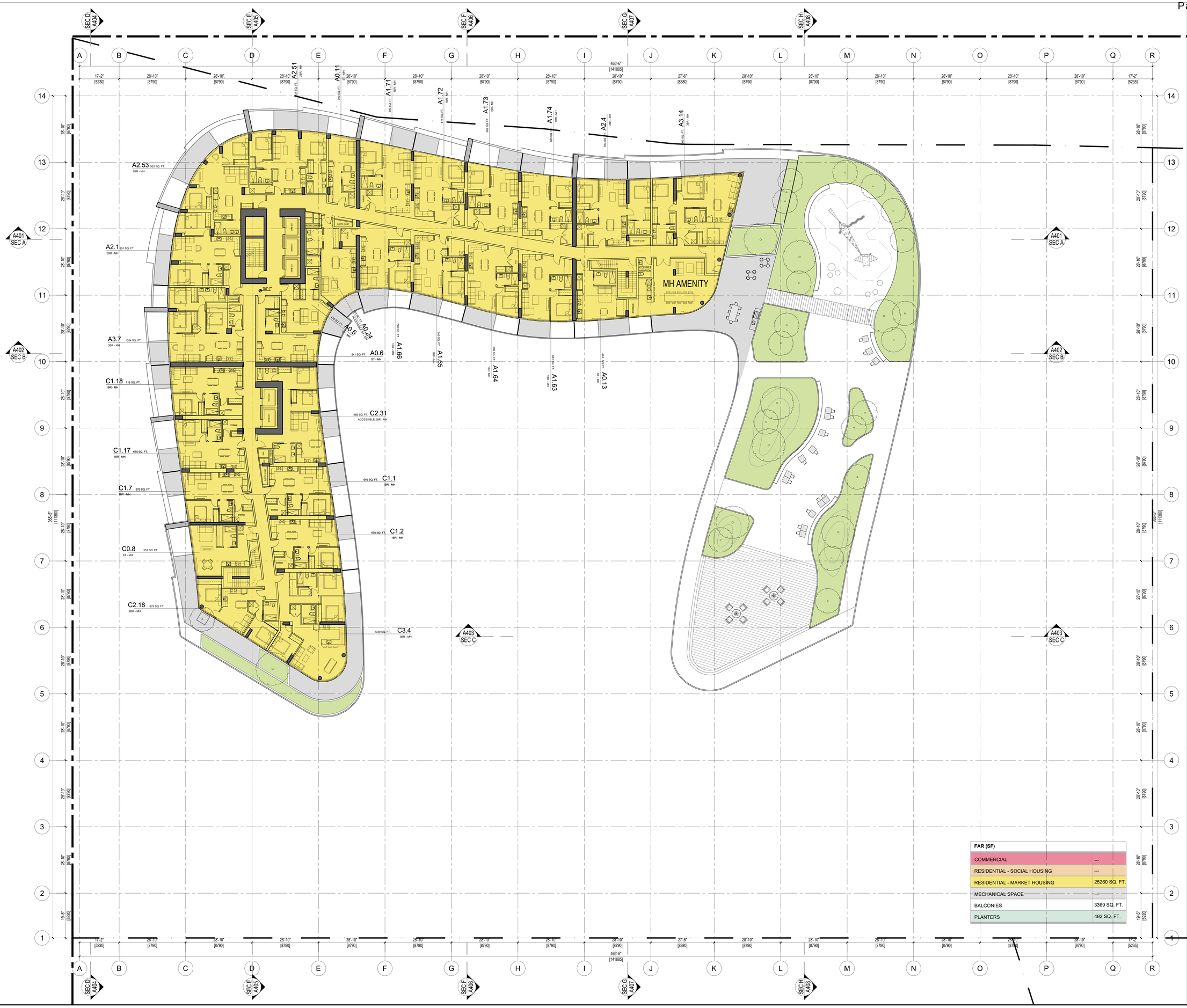

FAR (SF)	
COMMERCIAL	---
RESIDENTIAL - SOCIAL HOUSING	---
RESIDENTIAL - MARKET HOUSING	25260 SQ. FT.
MECHANICAL SPACE	---
BALCONIES	3369 SQ. FT.
PLANTERS	492 SQ. FT.

REGISTERED ARCHITECT
MARGOT FRANCL
COLUMBIA
BRITISH COLUMBIA
2021-12-17

No.	Date	Description
2.	2021 12 17	ISSUED FOR DP
1.	2021 09 20	ISSUED FOR COORDINATION

Revisions / Issues:

Project Title:

PLAZA OF NATIONS
PHASE 1

750 PACIFIC BOULEVARD

VANCOUVER, BC

Sheet Title:

FSR L15

This drawing as an instrument of service is the property of Francl Architecture Inc. and may not be reproduced without the firm's permission. All information shown on the drawing is for the use in this specific project only and shall not be used otherwise without written permission from this office. Contractors shall verify and be responsible for all dimensions on the job and this office shall be informed of any discrepancies and variations shown on this drawing. Do not scale drawings.

Drawn By: EF
Reviewed by: JK
Plot Date: 2021/12/16

Project North

Graphic Scale
0' 10' 20'

Scale: 1/150
Project No.: 22019
CAD File Name: D2019_PON_1-A01A-A020_FSR_L11-L15.DWG

Drawing No.
A520

FRANCL ARCHITECTURE
970 Homer Street, Vancouver, BC, V6B 2W7, Canada
604.688.3252
franclarchitecture.com

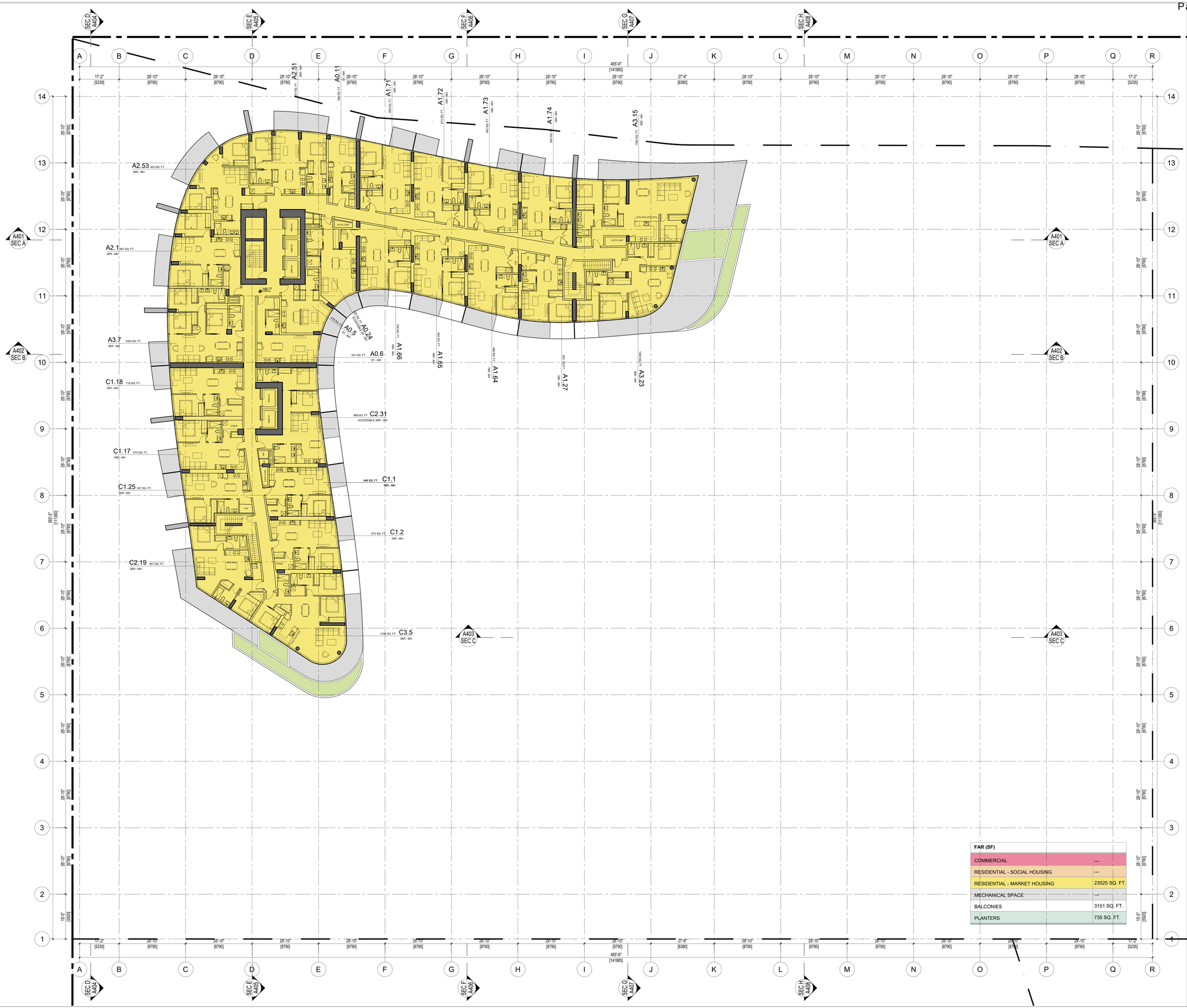

FAR (SF)	
COMMERCIAL	---
RESIDENTIAL - SOCIAL HOUSING	---
RESIDENTIAL - MARKET HOUSING	23525 SQ. FT.
MECHANICAL SPACE	---
BALCONIES	3151 SQ. FT.
PLANTERS	735 SQ. FT.

Consultants

Notes:

REGISTERED ARCHITECT — MARIO FRANCL — BRITISH COLUMBIA

2021-12-17

No.	Date	Description
2.	2021 12 17	ISSUED FOR DP
1.	2021 09 20	ISSUED FOR COORDINATION

Revisions / Issues:

Project Title:

PLAZA OF NATIONS
PHASE 1

750 PACIFIC BOULEVARD

VANCOUVER, BC

Sheet Title:

FSR L16

This drawing as an instrument of service is the property of Francl Architecture Inc. and may not be reproduced without the firm's written permission. The contractor shall use this drawing for the purpose specified and only - and shall not lend this drawing to others without written permission from this office. Contractors shall verify and be responsible for all dimensions on the job and this office shall be informed of any discrepancies and variations shown on this drawing. Do not scale drawings.

Drawn By: EF
Reviewed by: JK
Plot Date: 2021/12/16
Project North
Graphic Scale 0' 10' 20'

Scale: 1/150
Drawing No. A521
Project No.: 22019
CAD File Name: 22019_POA_1_A521-A525_FSR_L16-L25.DWG

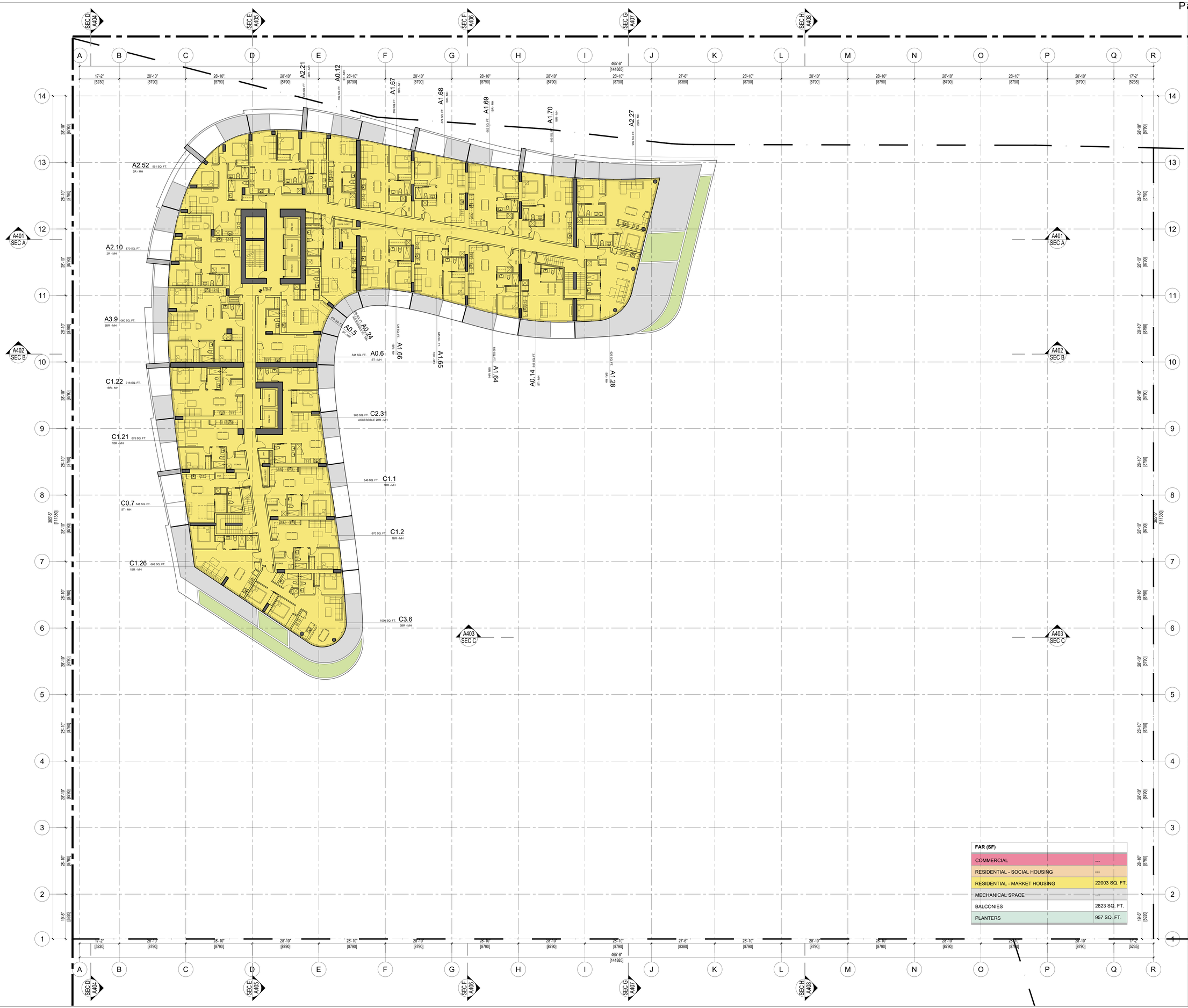

FAR (SF)	
COMMERCIAL	---
RESIDENTIAL - SOCIAL HOUSING	---
RESIDENTIAL - MARKET HOUSING	22003 SQ. FT.
MECHANICAL SPACE	---
BALCONIES	2823 SQ. FT.
PLANTERS	957 SQ. FT.

FRANCL ARCHITECTURE

970 Homer Street, Vancouver, BC, V6B 2W7, Canada
604.688.3252
franclarchitecture.com

Consultants

Notes:

REGISTERED ARCHITECT
WALTER C. FRANCL OCHANDS
VANCOUVER
BRITISH COLUMBIA
2021-12-17

No.	Date	Description
2.	2021 12 17	ISSUED FOR DP
1.	2021 09 20	ISSUED FOR COORDINATION

Revisions / Issues:

Project Title:

PLAZA OF NATIONS
PHASE 1

750 PACIFIC BOULEVARD

VANCOUVER, BC

Sheet Title:

FSR L17

This drawing as an instrument of service is the property of Francl Architecture Inc. and may not be reproduced without the firm's permission. All information shown on the drawing is for the use in this specific project only and shall not be used otherwise without written permission from this office. Contractors shall verify and be responsible for all dimensions on the job and this office shall be informed of any discrepancies and variations shown on this drawing. Do not scale drawings.

Drawn By: EF
Reviewed by: JK
Plot Date: 2021/12/16

Project North

Graphic Scale
0' 10' 20'

Scale: 1/150
Project No.: 22019
CAD File Name: 22019_FOR_1_A521-A525_FSR_L16-L20.DWG

Drawing No.
A522

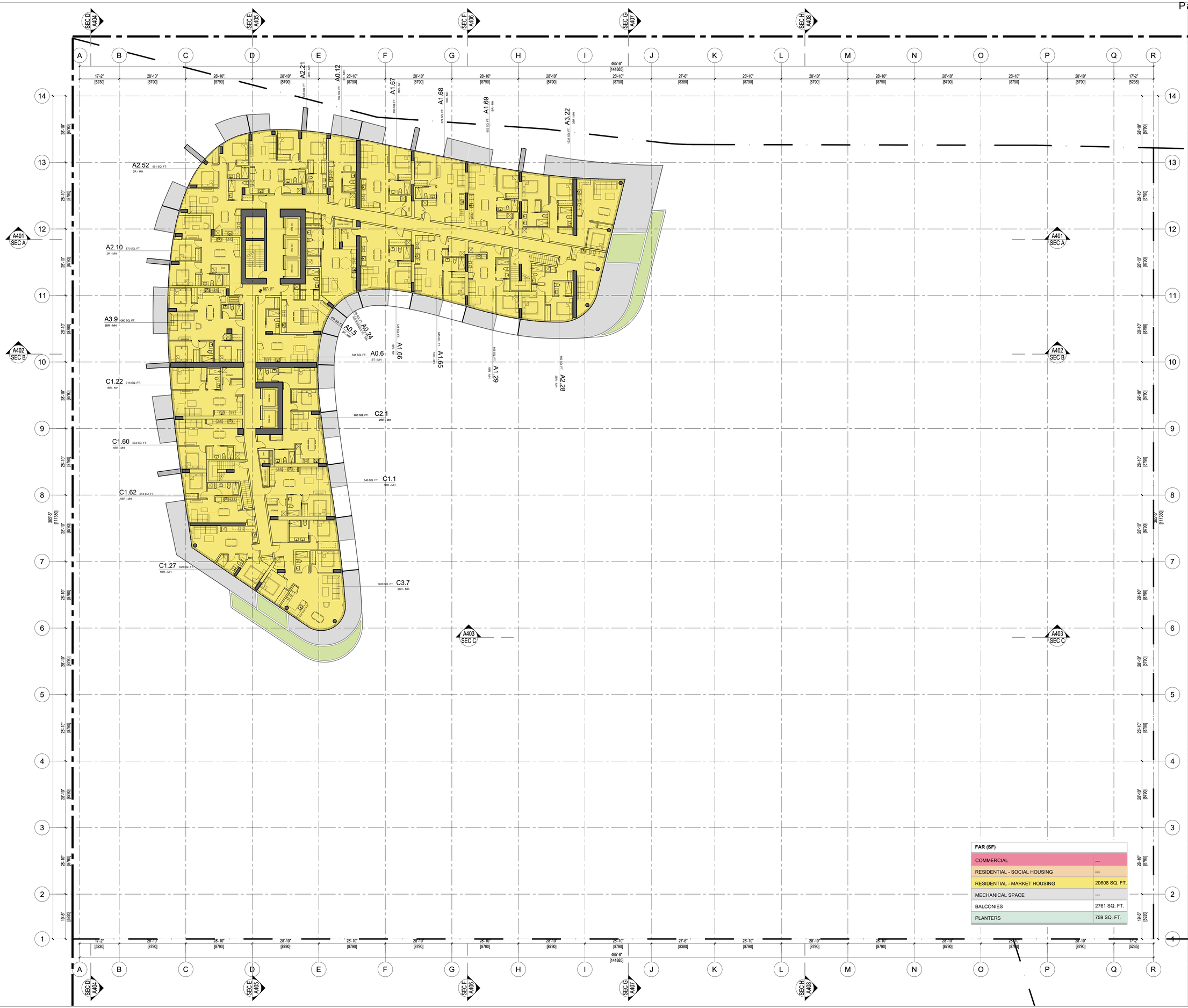

FAR (SF)	
COMMERCIAL	---
RESIDENTIAL - SOCIAL HOUSING	---
RESIDENTIAL - MARKET HOUSING	20608 SQ. FT.
MECHANICAL SPACE	---
BALCONIES	2761 SQ. FT.
PLANTERS	759 SQ. FT.

FRANCL ARCHITECTURE

970 Homer Street, Vancouver, BC, V6B 2W7, Canada
604.688.3252
franclarchitecture.com

Consultants

Notes:

REGISTERED ARCHITECT
WALTER E. FRANCL COLUMBIA
VANCOUVER
BRITISH COLUMBIA
2021-12-17

No.	Date	Description
2.	2021 12 17	ISSUED FOR DP
1.	2021 09 20	ISSUED FOR COORDINATION

Revisions / Issues:

Project Title:

PLAZA OF NATIONS
PHASE 1

750 PACIFIC BOULEVARD

VANCOUVER, BC

Sheet Title:

FSR L18

This drawing as an instrument of service is the property of Francl Architecture Inc. and may not be reproduced without the firm's permission. All information shown on the drawing is for the use in this specific project only and shall not be used otherwise without written permission from this office. Contractors shall verify and be responsible for all dimensions on the job and this office shall be informed of any discrepancies and variations shown on this drawing. Do not scale drawings.

Drawn By: EF
Reviewed by: JK
Plot Date: 2021/12/16

Project North

Graphic Scale
0' 10' 20'

Scale: 1/150
Project No.: 22019
CAD File Name: 22019_PON_1_A523_FSR_L18-L20.DWG

Drawing No.
A523

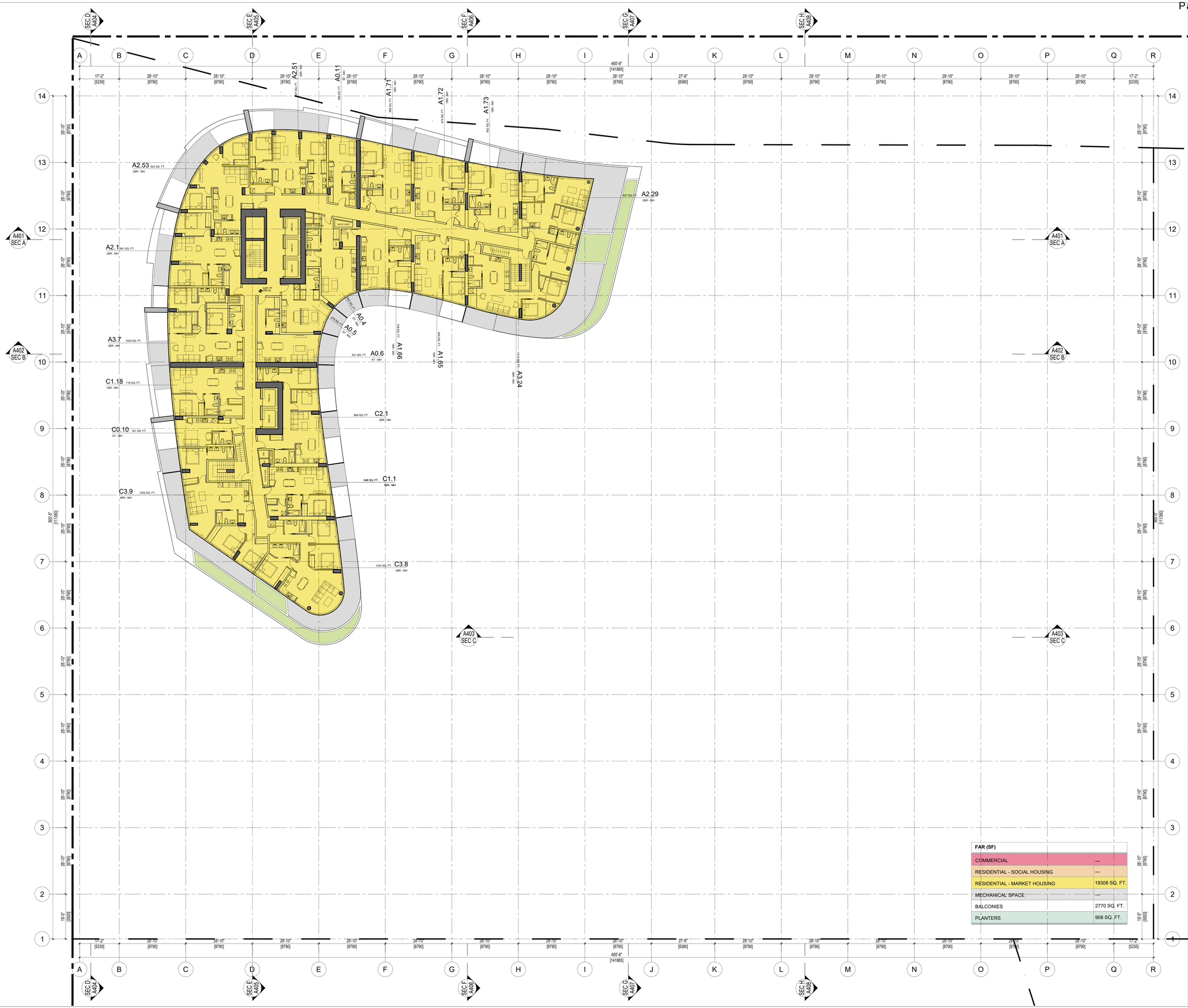

FAR (SF)	
COMMERCIAL	---
RESIDENTIAL - SOCIAL HOUSING	---
RESIDENTIAL - MARKET HOUSING	19308 SQ. FT.
MECHANICAL SPACE	---
BALCONIES	2770 SQ. FT.
PLANTERS	908 SQ. FT.

FRANCL ARCHITECTURE

970 Homer Street, Vancouver, BC, V6B 2W7, Canada
604.688.3252
franclarchitecture.com

Consultants

Notes:

REGISTERED ARCHITECT
WALTER C. FRANCL
VANCOUVER
BRITISH COLUMBIA
2021-12-17

No.	Date	Description
2.	2021 12 17	ISSUED FOR DP
1.	2021 09 20	ISSUED FOR COORDINATION

Revisions / Issues:

Project Title:

PLAZA OF NATIONS
PHASE 1

750 PACIFIC BOULEVARD

VANCOUVER, BC

Sheet Title:

FSR L19

This drawing as an instrument of service is the property of Francl Architecture Inc. and may not be reproduced without the firm's permission. All information shown on the drawing is for the use in this specific project only and shall not be used otherwise without written permission from this office. Contractors shall verify and be responsible for all dimensions on the job and this office shall be informed of any discrepancies and variations shown on this drawing. Do not scale drawings.

Drawn By: EF
Reviewed by: JK
Plot Date: 2021/12/16

Project North

Graphic Scale
0' 10' 20'

Scale: 1/150
Project No.: 22019
CAD File Name: 22019_PON_1_A521-A525_FSR_L16-L20.DWG

Drawing No.
A524

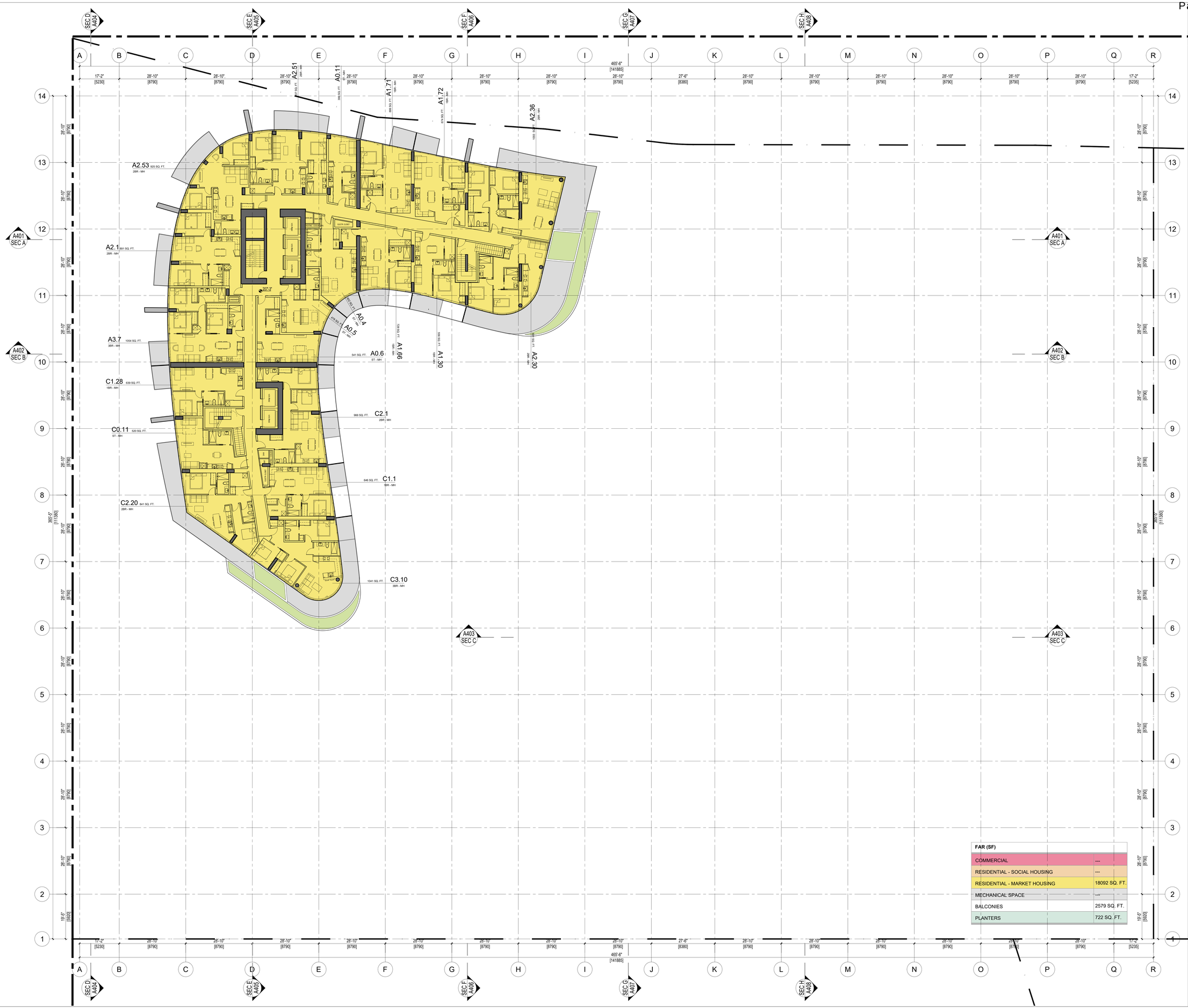

FAR (SF)	
COMMERCIAL	---
RESIDENTIAL - SOCIAL HOUSING	---
RESIDENTIAL - MARKET HOUSING	18092 SQ. FT.
MECHANICAL SPACE	---
BALCONIES	2579 SQ. FT.
PLANTERS	722 SQ. FT.

FRANCL ARCHITECTURE

970 Homer Street, Vancouver, BC, V6B 2W7, Canada
604.688.3252
franclarchitecture.com

Consultants

Notes:

REGISTERED ARCHITECT
WALTER C. FRANCL
VANCOUVER
BRITISH COLUMBIA
2021-12-17

No.	Date	Description
2.	2021 12 17	ISSUED FOR DP
1.	2021 09 20	ISSUED FOR COORDINATION

Revisions / Issues:

Project Title:

PLAZA OF NATIONS
PHASE 1

750 PACIFIC BOULEVARD

VANCOUVER, BC

Sheet Title:

FSR L20

This drawing as an instrument of service is the property of Francl Architecture Inc. and may not be reproduced without the firm's permission. All information shown on the drawing is for the use in this specific project only and shall not be used otherwise without written permission from this office. Contractors shall verify and be responsible for all dimensions on the job and this office shall be informed of any discrepancies and variations shown on this drawing. Do not scale drawings.

Drawn By: EF
Reviewed by: JK
Plot Date: 2021/12/16
Project North

Graphic Scale
0' 10' 20'

Scale: 1/150
Project No.: 22019
CAD File Name: 22019_PON_1_A525_FSR_L16-L20.DWG
Drawing No.
A525

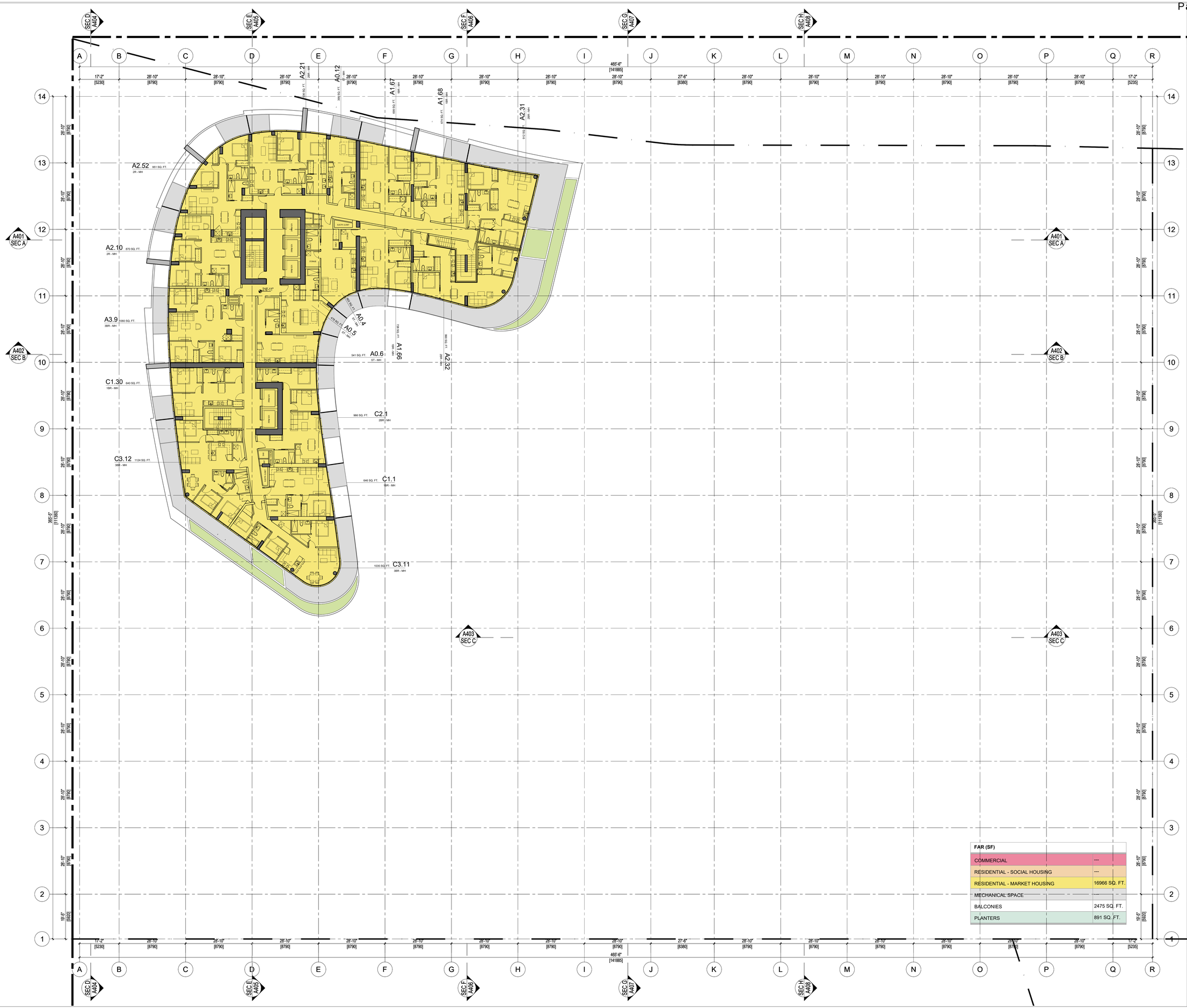

FAR (SF)	
COMMERCIAL	---
RESIDENTIAL - SOCIAL HOUSING	---
RESIDENTIAL - MARKET HOUSING	16966 SQ. FT.
MECHANICAL SPACE	---
BALCONIES	2475 SQ. FT.
PLANTERS	891 SQ. FT.

FRANCL ARCHITECTURE

970 Homer Street, Vancouver, BC, V6B 2W7, Canada
604.688.3252
franclarchitecture.com

Consultants

Notes:

REGISTERED ARCHITECT
WALTER C. FRANCL JOHN MUNN
VANCOUVER
BRITISH COLUMBIA
2021-12-17

No.	Date	Description
2.	2021 12 17	ISSUED FOR DP
1.	2021 09 20	ISSUED FOR COORDINATION

Revisions / Issues:

Project Title:

PLAZA OF NATIONS
PHASE 1

750 PACIFIC BOULEVARD

VANCOUVER, BC

Sheet Title:

FSR L21

This drawing as an instrument of service is the property of Francl Architecture Inc. and may not be reproduced without the firm's permission. All information shown on the drawing is for the use in this specific project only and shall not be used otherwise without written permission from this office. Contractors shall verify and be responsible for all dimensions on the job and this office shall be informed of any discrepancies and variations shown on this drawing. Do not scale drawings.

Drawn By: AT
Reviewed by: JK
Plot Date: 2021/12/16
Project North

Graphic Scale
0' 10' 20'

Scale: 1/150
Project No.: 22019
CAD File Name: 22019_FOR_L_A526-A523_FSR_L21-L26.DWG

Drawing No.
A526

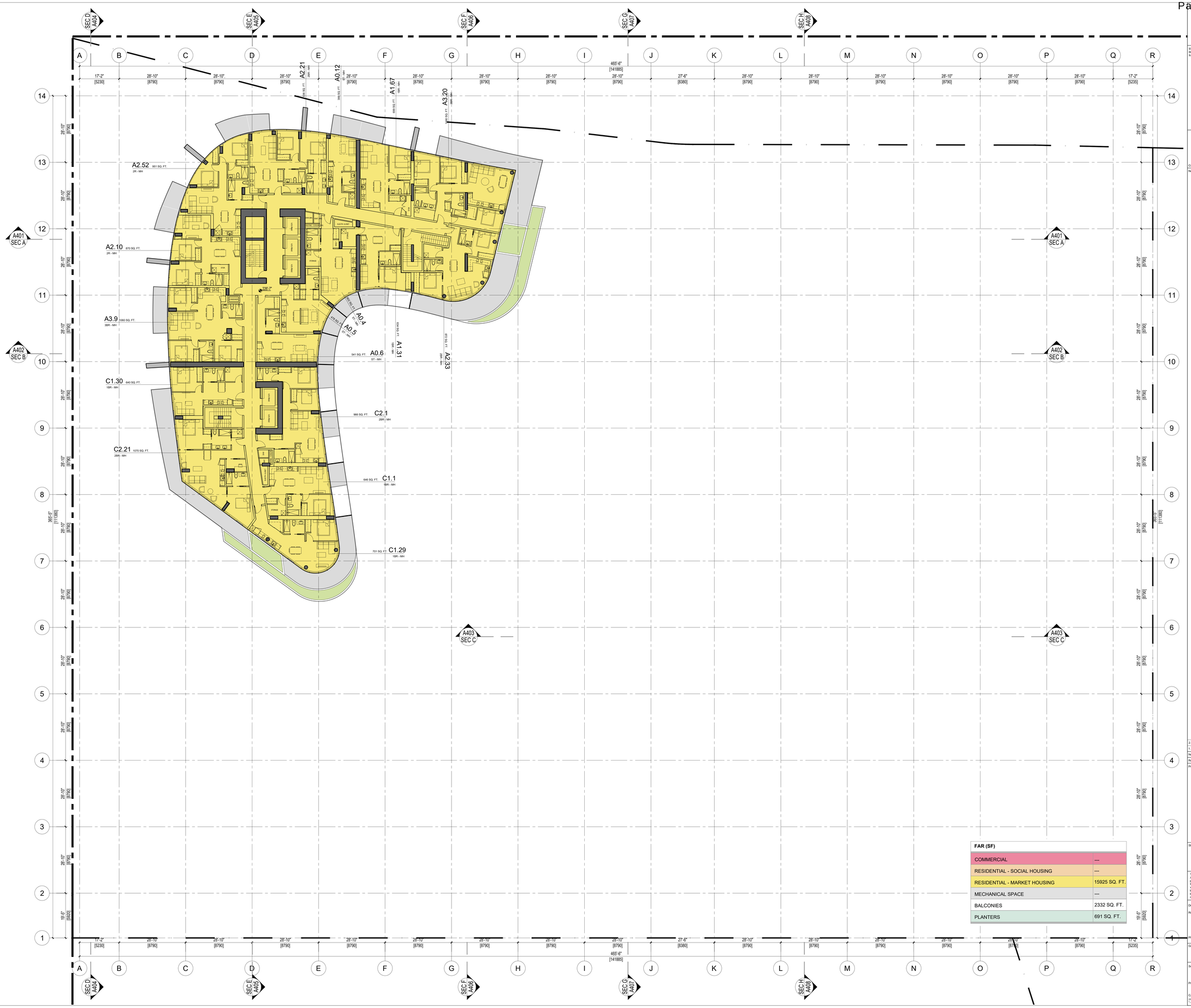

FAR (SF)	
COMMERCIAL	---
RESIDENTIAL - SOCIAL HOUSING	---
RESIDENTIAL - MARKET HOUSING	15925 SQ. FT.
MECHANICAL SPACE	---
BALCONIES	2332 SQ. FT.
PLANTERS	691 SQ. FT.

FRANCL ARCHITECTURE
970 Homer Street, Vancouver, BC, V6B 2W7, Canada
604.688.3252
franclarchitecture.com

Consultants

Notes:

REGISTERED ARCHITECT
WALTER C. FRANCL
VANCOUVER
BRITISH COLUMBIA
2021-12-17

No.	Date	Description
2.	2021 12 17	ISSUED FOR DP
1.	2021 09 20	ISSUED FOR COORDINATION

Revisions / Issues:

Project Title:

PLAZA OF NATIONS
PHASE 1

750 PACIFIC BOULEVARD

VANCOUVER, BC

Sheet Title:

FSR L22

This drawing as an instrument of service is the property of Francl Architecture Inc. and may not be reproduced without the firm's permission. All information shown on the drawing is for the use in this specific project only and shall not be used otherwise without written permission from this office. Contractors shall verify and be responsible for all dimensions on the job and this office shall be informed of any discrepancies and variations shown on this drawing. Do not scale drawings.

Drawn By: AT
Reviewed by: JK
Plot Date: 2021/12/16

Project North

Graphic Scale
0' 10' 20'

Scale: 1/150
Project No.: 22019
CAD File Name: 22019_PON_1_A528-A528_FSR_L21-L26.DWG

Drawing No.
A527

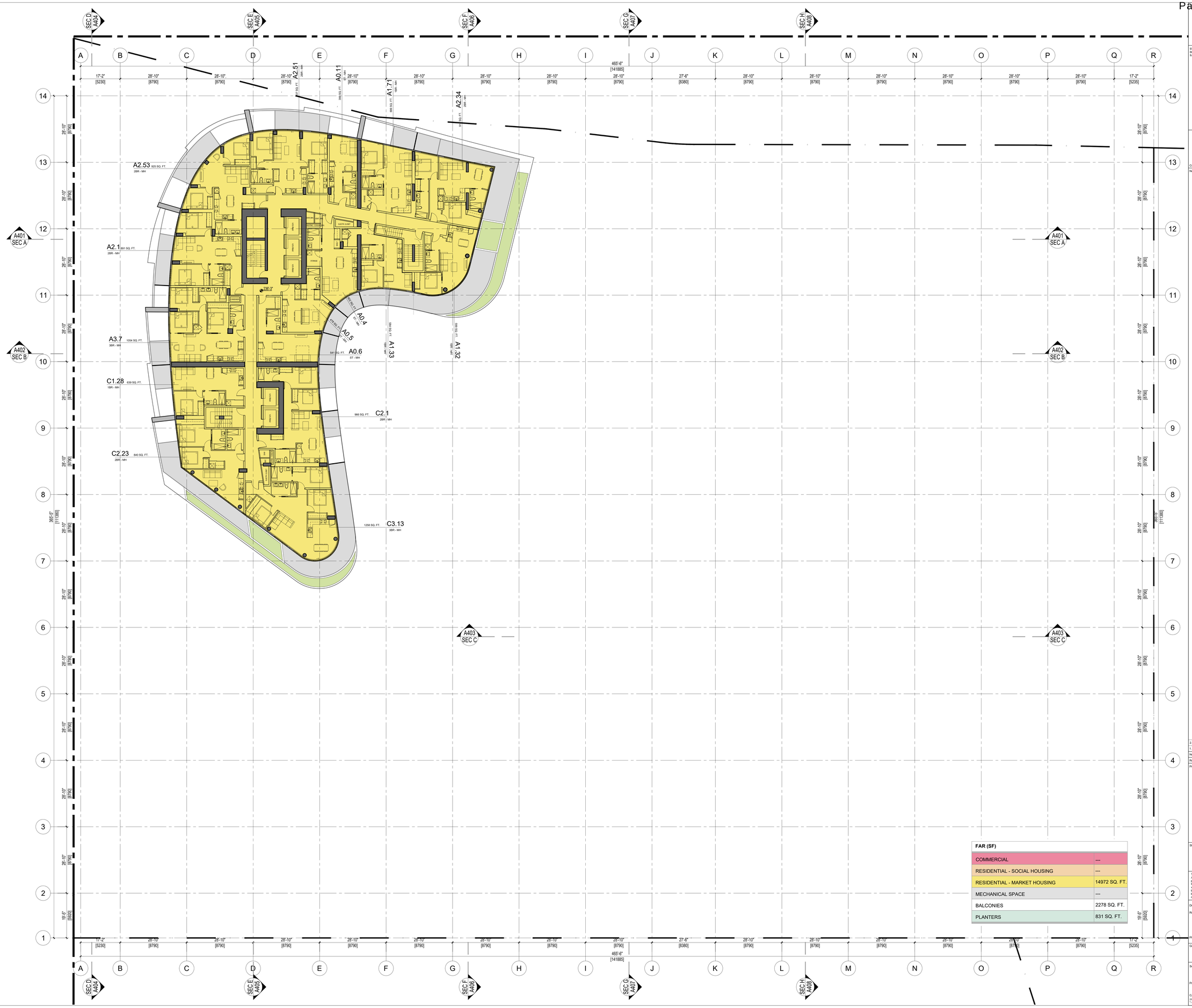

FAR (SF)	
COMMERCIAL	---
RESIDENTIAL - SOCIAL HOUSING	---
RESIDENTIAL - MARKET HOUSING	14972 SQ. FT.
MECHANICAL SPACE	---
BALCONIES	2278 SQ. FT.
PLANTERS	831 SQ. FT.

FRANCL ARCHITECTURE

970 Homer Street, Vancouver, BC, V6B 2W7, Canada
604.688.3252
franclarchitecture.com

Consultants

Notes:

REGISTERED ARCHITECT
WALTER C. FRANCL
VANCOUVER
BRITISH COLUMBIA
2021-12-17

No.	Date	Description
2.	2021 12 17	ISSUED FOR DP
1.	2021 09 20	ISSUED FOR COORDINATION

Revisions / Issues:

Project Title:

PLAZA OF NATIONS
PHASE 1

750 PACIFIC BOULEVARD

VANCOUVER, BC

Sheet Title:

FSR L23

This drawing as an instrument of service is the property of Francl Architecture Inc. and may not be reproduced without the firm's permission. All information shown on the drawing is for the use in this specific project only and shall not be used otherwise without written permission from this office. Contractors shall verify and be responsible for all dimensions on the job and this office shall be informed of any discrepancies and variations shown on this drawing. Do not scale drawings.

Drawn By: AT
Reviewed by: JK
Plot Date: 2021/12/16
Project North

Graphic Scale
0' 10' 20'

Scale: 1/150
Project No.: 22019
CAD File Name: 22019_PON_1_A528-A528_FSR_L21-L26.DWG
Drawing No.
A528

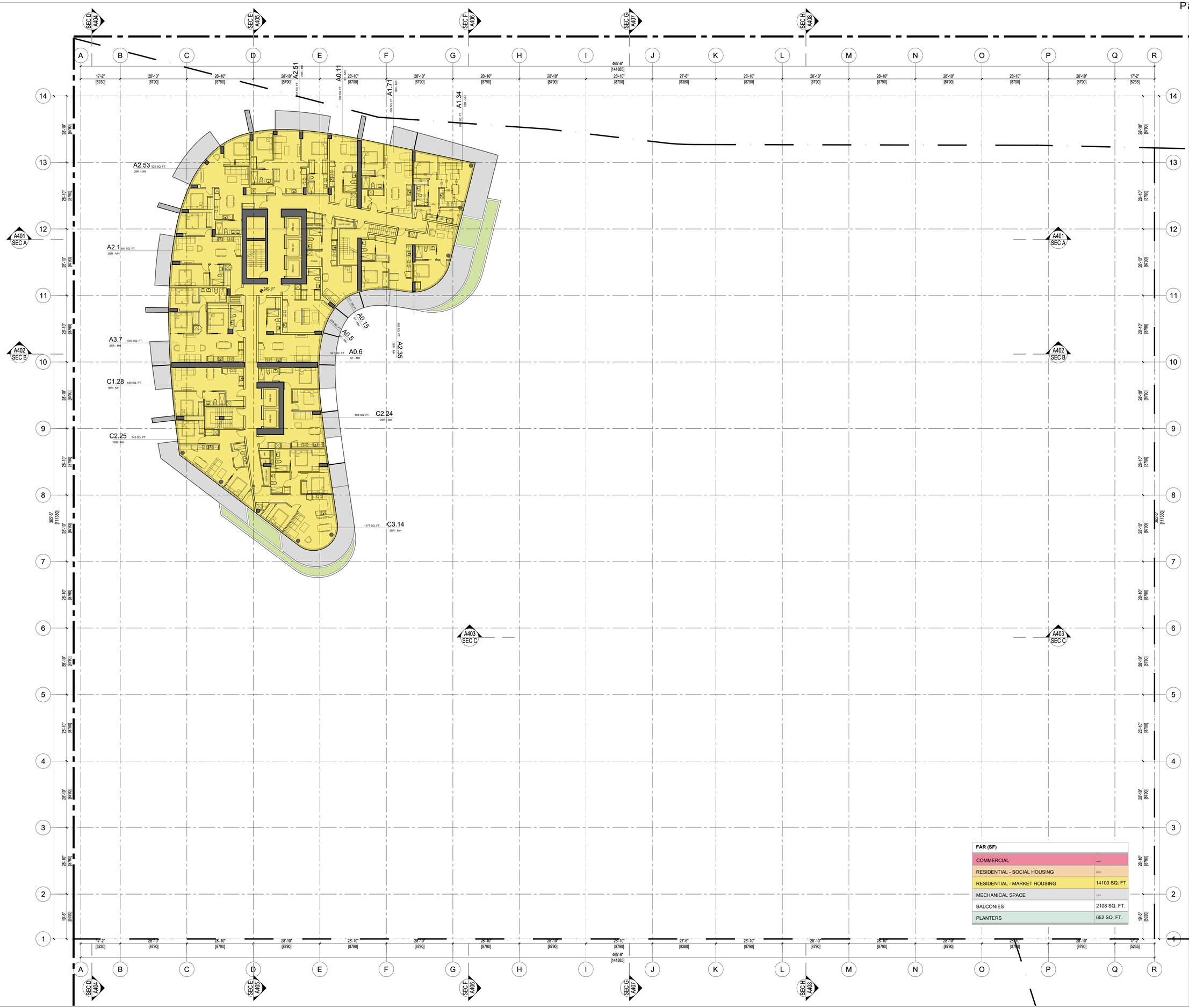

FAR (SF)	
COMMERCIAL	---
RESIDENTIAL - SOCIAL HOUSING	---
RESIDENTIAL - MARKET HOUSING	14100 SQ. FT.
MECHANICAL SPACE	---
BALCONIES	2108 SQ. FT.
PLANTERS	652 SQ. FT.

FRANCL ARCHITECTURE

970 Homer Street, Vancouver, BC, V6B 2W7, Canada
604.688.3252
franclarchitecture.com

Consultants

Notes:

REGISTERED ARCHITECT
WALTER C. FRANCL
VANCOUVER
BRITISH COLUMBIA
2021-12-17

No.	Date	Description
2.	2021 12 17	ISSUED FOR DP
1.	2021 09 20	ISSUED FOR COORDINATION

Revisions / Issues:

Project Title:

PLAZA OF NATIONS
PHASE 1

750 PACIFIC BOULEVARD

VANCOUVER, BC

Sheet Title:

FSR L24

This drawing as an instrument of service is the property of Francl Architecture Inc. and may not be reproduced without the firm's permission. All information shown on the drawing is for the use in this specific project only and shall not be used otherwise without written permission from this office. Contractors shall verify and be responsible for all dimensions on the job and this office shall be informed of any discrepancies and variations shown on this drawing. Do not scale drawings.

Drawn By: EF
Reviewed by: JK
Plot Date: 2021/12/16
Project North

Graphic Scale
0' 10' 20'

Scale: 1/150
Project No.: 22019
CAD File Name: 22019_FOR_L24-L28.DWG
Drawing No.
A529

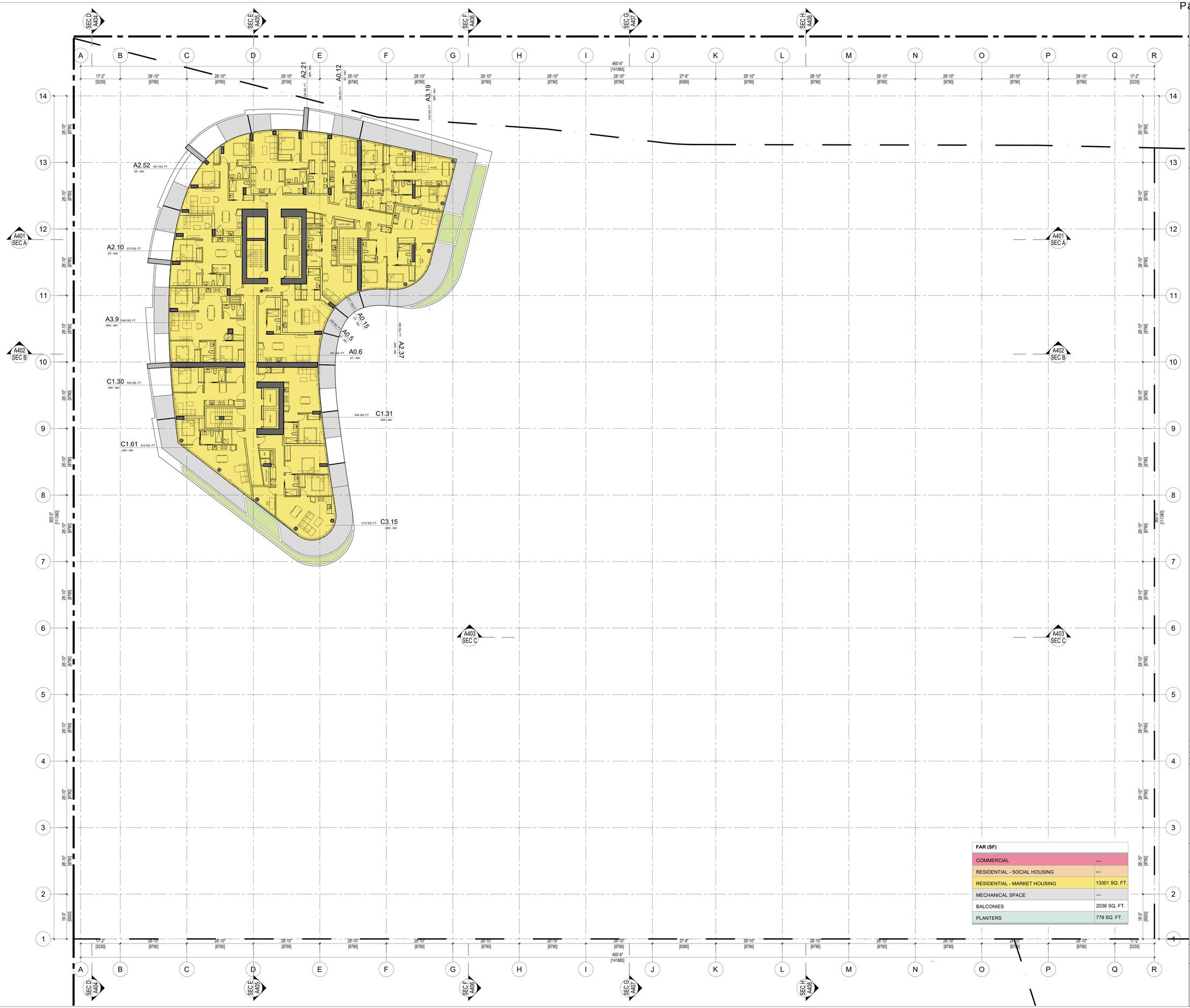

FAR (SF)	
COMMERCIAL	---
RESIDENTIAL - SOCIAL HOUSING	---
RESIDENTIAL - MARKET HOUSING	13301 SQ. FT.
MECHANICAL SPACE	---
BALCONIES	2036 SQ. FT.
PLANTERS	778 SQ. FT.

FRANCL ARCHITECTURE

970 Homer Street, Vancouver, BC, V6B 2W7, Canada
604.688.3252
franclarchitecture.com

Consultants

Notes:

REGISTERED ARCHITECT
WALTER C. FRANCL
VANCOUVER
BRITISH COLUMBIA
2021-12-17

No.	Date	Description
2.	2021 12 17	ISSUED FOR DP
1.	2021 09 20	ISSUED FOR COORDINATION

Revisions / Issues:

Project Title:

PLAZA OF NATIONS
PHASE 1

750 PACIFIC BOULEVARD

VANCOUVER, BC

Sheet Title:

FSR L25

This drawing as an instrument of service is the property of Francl Architecture Inc. and may not be reproduced without the firm's permission. All information shown on the drawing is for the use in this specific project only and shall not be used otherwise without written permission from this office. Contractors shall verify and be responsible for all dimensions on the job and this office shall be informed of any discrepancies and variations shown on this drawing. Do not scale drawings.

Drawn By: AT
Reviewed by: JK
Plot Date: 2021/12/16
Project North

Graphic Scale
0' 10' 20'

Scale: 1/150
Project No.: 22019
CAD File Name: 22019_FOR_L_A530-A533_FSR_L21-L26.DWG
Drawing No.
A530

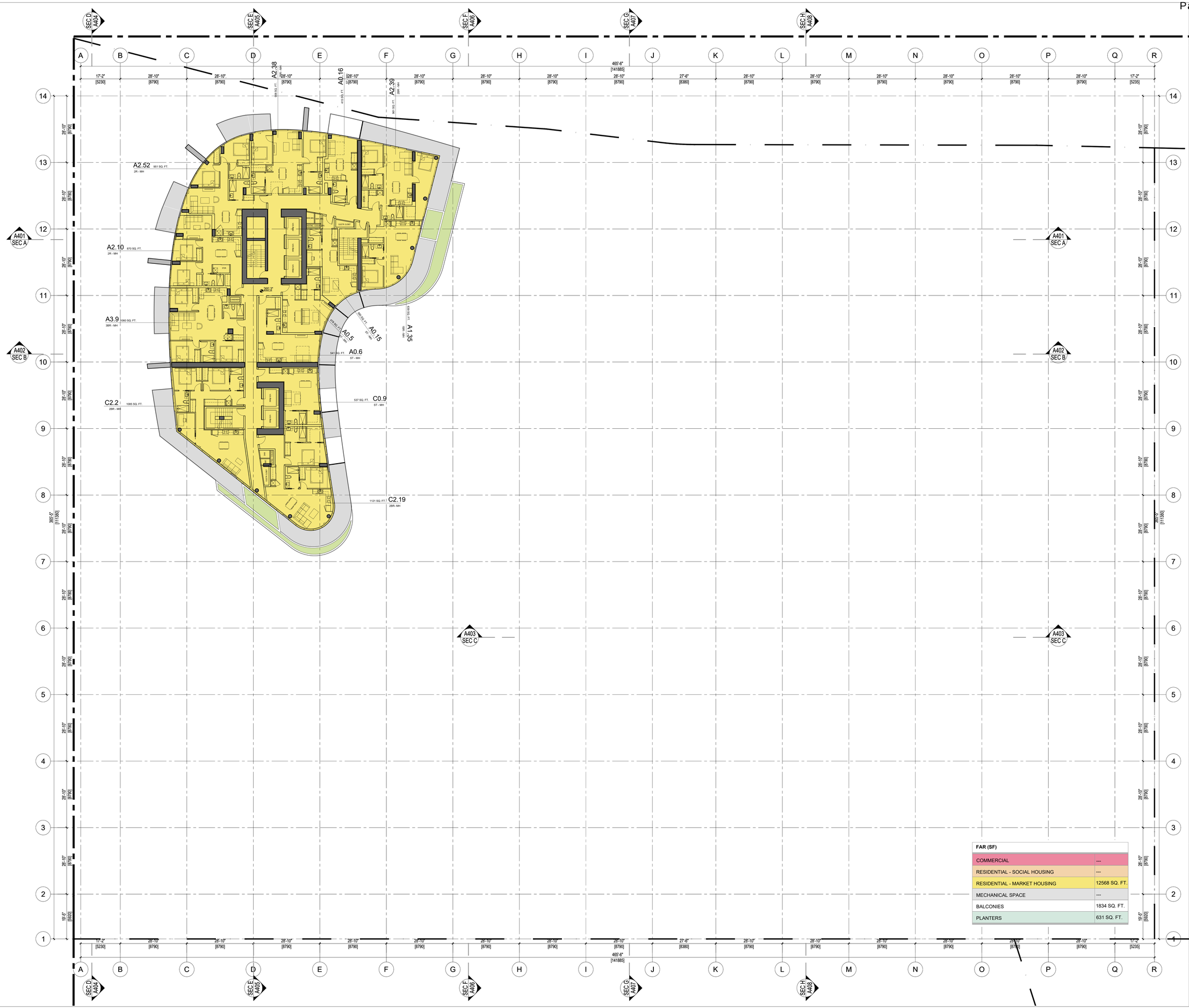

FAR (SF)	
COMMERCIAL	---
RESIDENTIAL - SOCIAL HOUSING	---
RESIDENTIAL - MARKET HOUSING	12568 SQ. FT.
MECHANICAL SPACE	---
BALCONIES	1834 SQ. FT.
PLANTERS	631 SQ. FT.

FRANCL ARCHITECTURE

970 Homer Street, Vancouver, BC, V6B 2W7, Canada
604.688.3252
franclarchitecture.com

Consultants

Notes:

REGISTERED ARCHITECT
WALTER C. FRANCL OAKLANDS
VANCOUVER
BRITISH COLUMBIA
2021-12-17

No.	Date	Description
2.	2021 12 17	ISSUED FOR DP
1.	2021 09 20	ISSUED FOR COORDINATION

Revisions / Issues:

Project Title:

PLAZA OF NATIONS
PHASE 1

750 PACIFIC BOULEVARD

VANCOUVER, BC

Sheet Title:

FSR L26

This drawing as an instrument of service is the property of Francl Architecture Inc. and may not be reproduced without the firm's permission. All information shown on the drawing is for the use in this specific project only and shall not be used otherwise without written permission from this office. Contractors shall verify and be responsible for all dimensions on the job and this office shall be informed of any discrepancies and variations shown on this drawing. Do not scale drawings.

Drawn By: AT
Reviewed by: JK
Plot Date: 2021/12/16

Project North

Graphic Scale
0' 10' 20'

Scale: 1/150
Project No.: 22019
CAD File Name: 22019_FOR 1_A508-A503_FSR_L21-L26.DWG

Drawing No.
A531

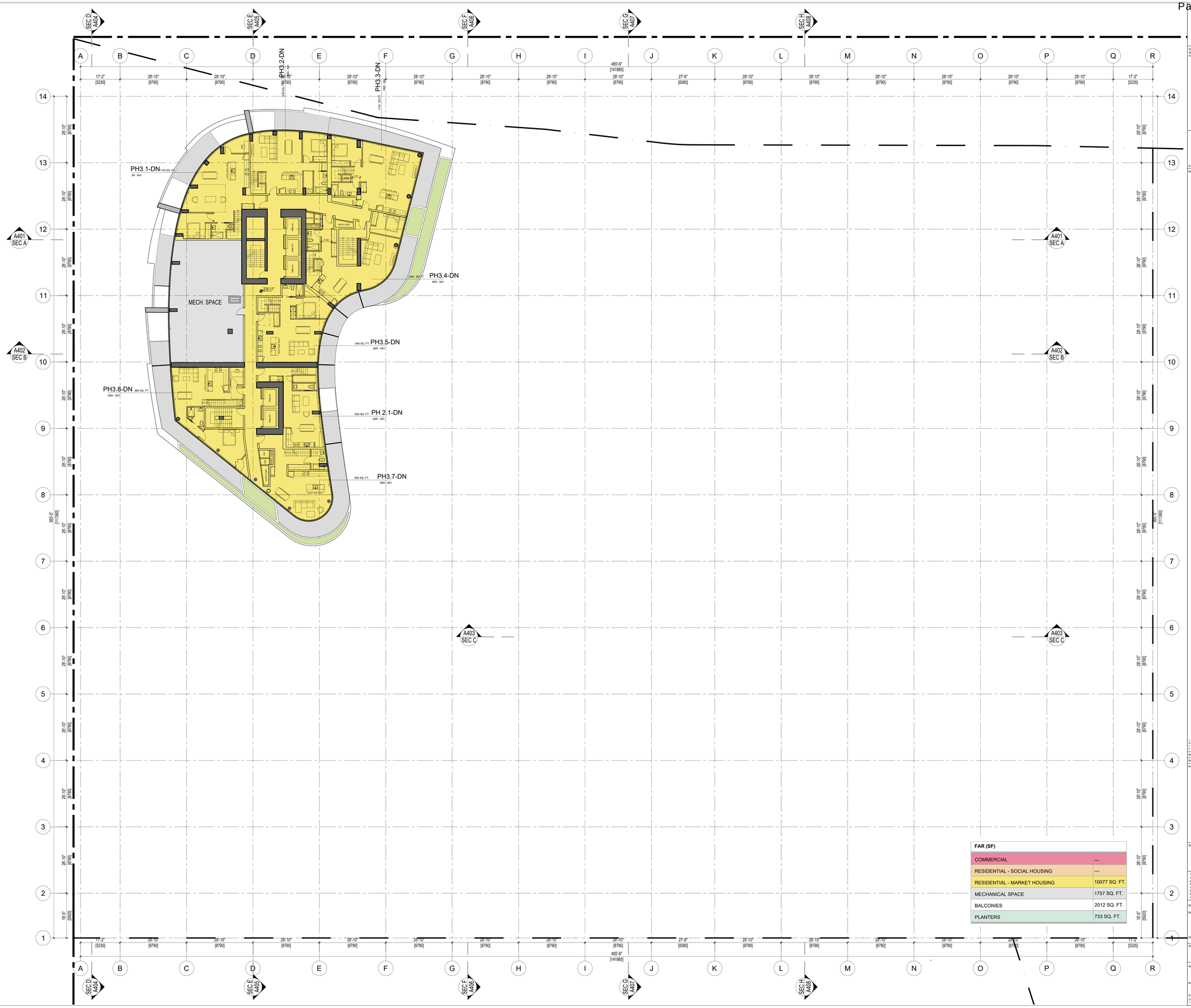

FAR (SF)	
COMMERCIAL	---
RESIDENTIAL - SOCIAL HOUSING	---
RESIDENTIAL - MARKET HOUSING	10077 SQ. FT.
MECHANICAL SPACE	1757 SQ. FT.
BALCONIES	2012 SQ. FT.
PLANTERS	733 SQ. FT.

FRANCL ARCHITECTURE

970 Homer Street, Vancouver, BC, V6B 2W7, Canada
604.688.3252
franclarchitecture.com

Consultants

Notes:

REGISTERED ARCHITECT
WALTER C. FRANCL
VANCOUVER
BRITISH COLUMBIA
2021-12-17

No.	Date	Description
2.	2021 12 17	ISSUED FOR DP
1.	2021 09 20	ISSUED FOR COORDINATION

Revisions / Issues:

Project Title:

PLAZA OF NATIONS
PHASE 1

750 PACIFIC BOULEVARD

VANCOUVER, BC

Sheet Title:

FSR L27

This drawing as an instrument of service is the property of Francl Architecture Inc. and may not be reproduced without the firm's permission. All information shown on the drawing is for the use in this specific project only and shall not be used otherwise without written permission from this office. Contractors shall verify and be responsible for all dimensions on the job and this office shall be informed of any discrepancies and variations shown on this drawing. Do not scale drawings.

Drawn By: AT
Reviewed by: JK
Plot Date: 2021/12/17
Project North

Graphic Scale
0' 10' 20'

Scale: 1/150
Project No.: 22019
CAD File Name: 22019_PON_1_A528-A533_FSR_L21-L26.DWG
Drawing No.
A532

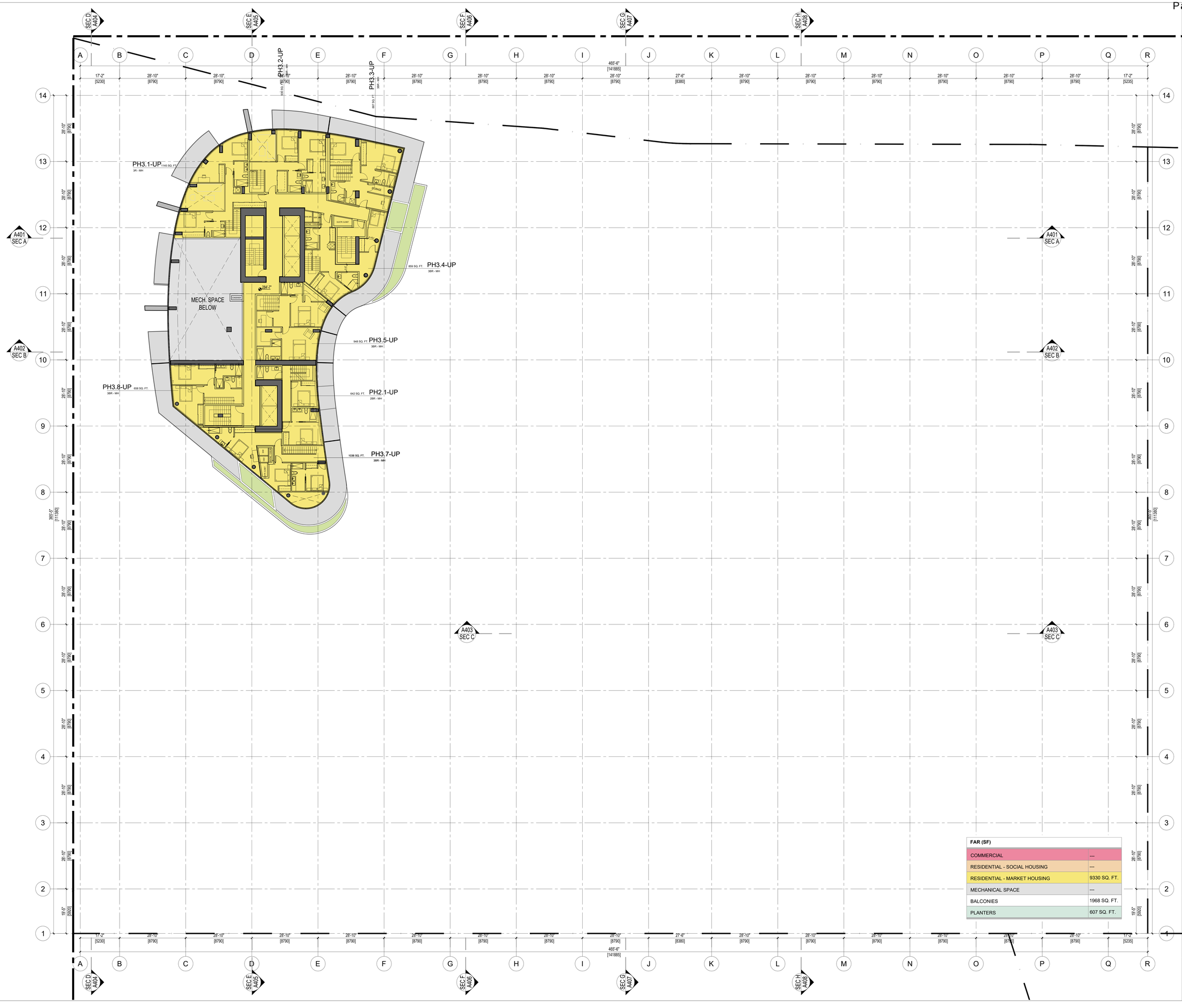

FAR (SF)	
COMMERCIAL	---
RESIDENTIAL - SOCIAL HOUSING	---
RESIDENTIAL - MARKET HOUSING	9330 SQ. FT.
MECHANICAL SPACE	---
BALCONIES	1968 SQ. FT.
PLANTERS	607 SQ. FT.

FRANCL ARCHITECTURE

970 Homer Street, Vancouver, BC, V6B 2W7, Canada
604.688.3252
franclarchitecture.com

Consultants

Notes:

REGISTERED ARCHITECT
WALTER C. FRANCL
VANCOUVER
BRITISH COLUMBIA
2021-12-17

No.	Date	Description
2.	2021 12 17	ISSUED FOR DP
1.	2021 09 20	ISSUED FOR COORDINATION

Revisions / Issues:

Project Title:

PLAZA OF NATIONS
PHASE 1

750 PACIFIC BOULEVARD

VANCOUVER, BC

Sheet Title:

FSR L28

This drawing as an instrument of service is the property of Francl Architecture Inc. and may not be reproduced without the firm's permission. All information shown on the drawing is for the use in this specific project only and shall not be used otherwise without written permission from this office. Contractors shall verify and be responsible for all dimensions on the job and this office shall be informed of any discrepancies and variations shown on this drawing. Do not scale drawings.

Drawn By: AT
Reviewed by: JK
Plot Date: 2021/12/17

Project North

Graphic Scale
0' 10' 20'

Scale: 1/150
Project No.: 22019
CAD File Name: 22019_PON 1_A508-A533_FSR_L21-L28.DWG

Drawing No.
A533

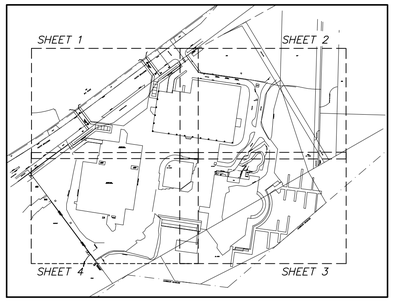

KEY PLAN
NOT TO SCALE

PACIFIC BOULEVARD

347
PLAN EPP31476

346
PLAN EPP31476

Ex. PLAN 18531

PROPERTY LINE

SRW EX. PLAN 18643

SRW EX. PLAN 18645

SRW EX. PLAN 18634

SRW EX. PLAN LMP44055

SRW EX. PLAN 18634 PEDESTRIAN OVERPASS

SRW REFERENCE PLAN LMP44055

ROW OF 3 FLAG POLES

ROW OF 6 FLAG POLES

LINE OF COLUMNS

LINE OF BUILDING

GUTTERLINE

GUTTER LINE

CURB

BACK OF WALK

PROPERTY LINE

RAMP

STAIRS

LANDING

BOOTH

GENERATOR

GAS METER

LOADING DOCK

EXISTING BUILDING

CONCRETE SLAB (BUILDING REMOVED)

BRICK SURFACE

ROCK PLANTER 21.58m²

PLANTER 14.48m²

PLANTER 15.28m²

MONUMENT

MONUMENT

217.986
5316.74

LETDOWN GAS VALVE

MAPLE 150ø

MAPLE 150ø

MAPLE 150ø

MH

CB

EB

FH

LO

PP

SN

TS

WV

SR

N
W E
S

0 5 10 15 20
SCALE 1 : 250 DISTANCES ARE METRIC

LEGEND

- CB — DENOTES CATCH BASIN
- EB — DENOTES ELECTRICAL BOX
- FH — DENOTES FIRE HYDRANT
- LO — DENOTES LAMP POST
- MH — DENOTES MANHOLE
- PP — DENOTES POWER POLE
- SN — DENOTES SIGN
- TS — DENOTES TRAFFIC SIGNAL STANDARD
- WV — DENOTES WATER VALVE
- SR — DENOTES UTILITY SERVICE
- DENOTES DECIDUOUS TREE
- DENOTES CONIFEROUS TREE

CERTIFIED CORRECT
THIS 15th DAY OF SEPTEMBER, 2021

B.C.L.S.
JESSE MORIN

NOTE:
PROPERTY LINES ACCORDING TO FIELD SURVEY COMPLETED FEBRUARY 3, 2011

ELEVATION DERIVATION
ELEVATIONS ARE DERIVED FROM CITY OF VANCOUVER CONTROL MONUMENT No. V-3838 ELEVATION=7.102m NAD 83 (CSRS) (MAY 2005)

PROJECT:
TOPOGRAPHIC PLAN OF PLAZA OF NATIONS VANCOUVER, B.C.

SCALE: 1:250
DRAWING: 3066-T1
REV No.
DESIGNED BY:
DRAWN BY: E.P.
CHECKED BY: J.M.

BUTLER SUNDVICK
PROFESSIONAL LAND SURVEYORS
4, 19089 94th AVENUE
SURREY, B.C. V4N 3S4
tel. 604-513-9611 fax. 604-513-2202

No.	DATE:	REVISION:
1	2019-01-18	UPDATE
2	2019-03-05	HWM SURVEY
3	2021-09-09	SITE INSPECTION, DOCK ADDED

DATE: 2021-09-10

JOB NO: 3066

SHEET 1 OF 4

338
PLAN BCP42676

337
PLAN BCP42676

339
PLAN BCP42676

SRW EX. PLAN 18548

SRW EX. PLAN 18543

SRW REF PLAN LMP42005

PROPERTY LINE 143°53'30" 22.779

PROPERTY LINE 101°44'38" 32.300

98°16'38" 60.306

PROPERTY LINE 100°847 341°52'10"

REM.
D.L. 5790

FENCE
CURB
ASPHALT DRIVE
NO CURB (FOR DRAINAGE)
LETDOWN
STAIRS
GUTTER LINE
LO
CB
PLANTER
ELECTRICAL BOXES
JNF BRICK
KIOSK
EB
TOP OF BANK / FENCE
HIGH WATER MARK
STAND PIPE
SEAWALL ENDS
EDGE OF SEAWALL
BOTTOM OF RAMP
BRICK PATH
BRICK SURFACE
LINE OF COLUMNS
ROOF 21.26m
LINE OF BUILDING
BRICK
STAIRS
VENT
RAMP
LOADING DOCK
CONCRETE SEATING
DRAIN
GUTTERLINE
BACK OF WALK
CURB
PROPERTY LINE
FENCE
ASPHALT DRIVE
LETDOWN
STAIRS
GUTTER LINE
LINE OF BUILDING
RAMP
LOADING DOCK
ROOF 18.28m
PLANTER
JNF BRICK
ELECTRICAL BOXES
KIOSK
TOP OF BANK / FENCE
HIGH WATER MARK
STAND PIPE
SEAWALL ENDS
EDGE OF SEAWALL
BOTTOM OF RAMP
BRICK PATH
BRICK SURFACE
LINE OF COLUMNS
ROOF 21.26m
LINE OF BUILDING
BRICK
STAIRS
VENT
CONCRETE SEATING
DRAIN
PROPERTY LINE
SRW EX. PLAN 18548
SRW EX. PLAN 18543
SRW REF PLAN LMP42005
REM. D.L. 5790

N
W E
S

0 5 10 15 20
SCALE 1 : 250 DISTANCES ARE METRIC

LEGEND

- CB — DENOTES CATCH BASIN
- EB — DENOTES ELECTRICAL BOX
- FH — DENOTES FIRE HYDRANT
- LO — DENOTES LAMP POST
- MH — DENOTES MANHOLE
- PP — DENOTES POWER POLE
- SN — DENOTES SIGN
- TS — DENOTES TRAFFIC SIGNAL STANDARD
- WV — DENOTES WATER VALVE
- SR — DENOTES UTILITY SERVICE
- DENOTES DECIDUOUS TREE
- DENOTES CONIFEROUS TREE

NOTE:
PROPERTY LINES ACCORDING TO FIELD SURVEY COMPLETED FEBRUARY 3, 2011

ELEVATION DERIVATION
ELEVATIONS ARE DERIVED FROM CITY OF VANCOUVER CONTROL MONUMENT No. V-3838 ELEVATION=7.102m NAD 83 (CSRS) (MAY 2005)

PROJECT:
TOPOGRAPHIC PLAN OF PLAZA OF NATIONS VANCOUVER, B.C.

DESIGNED BY:	SCALE: 1:250	DRAWING: 3066-T1	REV No.
DRAWN BY: E.P.			
CHECKED BY: J.M.			

BUTLER SUNDVICK
PROFESSIONAL LAND SURVEYORS
4, 19089 94th AVENUE
SURREY, B.C. V4N 3S4
tel. 604-513-9611 fax. 604-513-2202

No.	DATE:	REVISION:
1	2019-01-18	UPDATE
2	2019-03-05	HWM SURVEY
3	2021-09-09	SITE INSPECTION, DOCK ADDED

DATE: 2021-09-10

JOB NO: 3066

SHEET 2 OF 4

REM.
D.L. 5790

PROPERTY LINE

251.779
240175.13°

HARBOUR HEADLINE

FALSE CREEK

DL 6352

CONCRETE SEATING
STAGE
DRAIN
BRICK SURFACE
3 ELECTRICAL BOXES
5 ELECTRICAL BOXES
VALET KIOSK
KIOSK
RETAINING WALL
OVERHANG
STAIRS
CONCRETE PAD
DECK
LOCK BLOCK WALL
TOP OF BANK
BOTTOM OF BANK
TOP OF SLOPE
LINE OF BUILDING
BRICK SURFACE
WATER
HIGH
BUILDING
WHARF
EDGE OF SEAWALL
MAIN ROOF LINE
RAMP
ACCESS
DOCK
ROW OF 3 FLAG POLES
4 FLAG POLES
SRW EX. PLAN 18849
SRW REF PLAN LMP40606

N
W E
S

0 5 10 15 20
SCALE 1 : 250 DISTANCES ARE METRIC

LEGEND

- CB — DENOTES CATCH BASIN
- EB — DENOTES ELECTRICAL BOX
- FH — DENOTES FIRE HYDRANT
- LO — DENOTES LAMP POST
- MH — DENOTES MANHOLE
- PP — DENOTES POWER POLE
- SN — DENOTES SIGN
- TS — DENOTES TRAFFIC SIGNAL STANDARD
- WV — DENOTES WATER VALVE
- SR — DENOTES UTILITY SERVICE
- DENOTES DECIDUOUS TREE
- DENOTES CONIFEROUS TREE

NOTE:
PROPERTY LINES ACCORDING TO FIELD SURVEY COMPLETED FEBRUARY 3, 2011

ELEVATION DERIVATION
ELEVATIONS ARE DERIVED FROM CITY OF VANCOUVER CONTROL MONUMENT No. V-3838 ELEVATION=7.102m NAD 83 (CSRS) (MAY 2005)

PROJECT:
TOPOGRAPHIC PLAN OF PLAZA OF NATIONS VANCOUVER, B.C.

DESIGNED BY:	SCALE: 1:250	
DRAWN BY: E.P.	DRAWING: 3066-T1	
CHECKED BY: J.M.	REV No.	

BUTLER SUNDVICK
PROFESSIONAL LAND SURVEYORS
4, 19089 94th AVENUE
SURREY, B.C. V4N 3S4
tel. 604-513-9611 fax. 604-513-2202

No.	DATE:	REVISION:
1	2019-01-18	UPDATE
2	2019-03-05	HWM SURVEY
3	2021-09-09	SITE INSPECTION, DOCK ADDED

DATE: 2021-09-10

JOB NO: 3066

SHEET 3 OF 4



LEGEND

- CB — DENOTES CATCH BASIN
- EB — DENOTES ELECTRICAL BOX
- FH — DENOTES FIRE HYDRANT
- LO — DENOTES LAMP POST
- MH — DENOTES MANHOLE
- PP — DENOTES POWER POLE
- SN — DENOTES SIGN
- TS — DENOTES TRAFFIC SIGNAL STANDARD
- WV — DENOTES WATER VALVE
- SR — DENOTES UTILITY SERVICE
- DENOTES DECIDUOUS TREE
- DENOTES CONIFEROUS TREE

NOTE:
PROPERTY LINES ACCORDING TO FIELD SURVEY COMPLETED FEBRUARY 3, 2011

ELEVATION DERIVATION
ELEVATIONS ARE DERIVED FROM CITY OF VANCOUVER CONTROL MONUMENT No. V–3838 ELEVATION=7.102m NAD 83 (CSRS) (MAY 2005)

PROJECT: *TOPOGRAPHIC PLAN OF PLAZA OF NATIONS VANCOUVER, B.C.*

SCALE: 1:250
DRAWING: 3066-T1
REV No.
DESIGNED BY:
DRAWN BY: E.P.
CHECKED BY: J.M.

BUTLER SUNDVICK
PROFESSIONAL LAND SURVEYORS
4, 19089 94th AVENUE
SURREY, B.C. V4N 3S4
tel. 604-513-9611 fax. 604-513-2202

No.	DATE:	REVISION:
1	2019-01-18	UPDATE
2	2019-03-05	HMM SURVEY
3	2021-09-09	SITE INSPECTION, DOCK ADDED

DATE: 2021-09-10

JOB NO: 3066

SHEET 4 OF 4

SUBDIVISION PLAN OF
LOT 155 FALSE CREEK PLAN 21425 AND
DISTRICT LOT 6352 GROUP 1 NEW WESTMINSTER DISTRICT

BCGS 92G.025

0 10 50

SCALE 1 : 750 DISTANCES ARE IN METRES

THE INTENDED PLOT SCALE OF THIS PLAN IS 864 mm IN WIDTH BY 560 mm IN HEIGHT (D SIZE) WHEN PLOTTED AT A SCALE OF 1:750.

INTEGRATED SURVEY AREA No. 31, VANCOUVER
NAD83(CSRS) 4.0.0.BC.1.MVRD

GRID BEARINGS ARE DERIVED FROM OBSERVATIONS BETWEEN GEODETIC CONTROL MONUMENTS V–3864 AND V–3838 AND ARE REFERRED TO CENTRAL MERIDIAN OF UTM ZONE 10.

THE UTM COORDINATES AND ESTIMATED ABSOLUTE ACCURACY ACHIEVED ARE DERIVED FROM THE MASCOT PUBLISHED COORDINATES FOR GEODETIC CONTROL MONUMENTS V–3864 AND V–3838.

THIS PLAN SHOWS HORIZONTAL GROUND–LEVEL DISTANCES, UNLESS OTHERWISE SPECIFIED. TO COMPUTE GRID DISTANCES, MULTIPLY GROUND–LEVEL DISTANCES BY THE AVERAGE COMBINED FACTOR OF 0.99960215 WHICH HAS BEEN DERIVED FROM GEODETIC CONTROL MONUMENTS V–3864 AND V–3838.

LEGEND

FOUND	PLACED	
▲		DENOTES CONTROL MONUMENT
■	□	DENOTES LEAD PLUG
●	○	DENOTES STANDARD IRON POST
Fd		DENOTES FOUND
NF		DENOTES NOTHING FOUND
Wt.		DENOTES WITNESS
m²		DENOTES SQUARE METRES
ha		DENOTES HECTARES
Bk.		DENOTES BLOCK
Ex.		DENOTES EXPLANATORY
T		DENOTES TOTAL

NOTE: THIS PLAN SHOWS ONE OR MORE WITNESS POSTS WHICH ARE NOT SET ON THE TRUE CORNER(S).

NOTE: LEASE PLANS AND ACCOMPANYING EASEMENTS NOT SHOWN

NAD83 (CSRS) 4.0.0.BC.1.MVRD UTM ZONE 10 COORDINATES			
TABLET MARKING	NORTHING	EASTING	ABSOLUTE ACCURACY
V–3838	5458204.039 m	491581.378 m	0.01 m
V–3864	5458332.667 m	491708.476 m	0.01 m

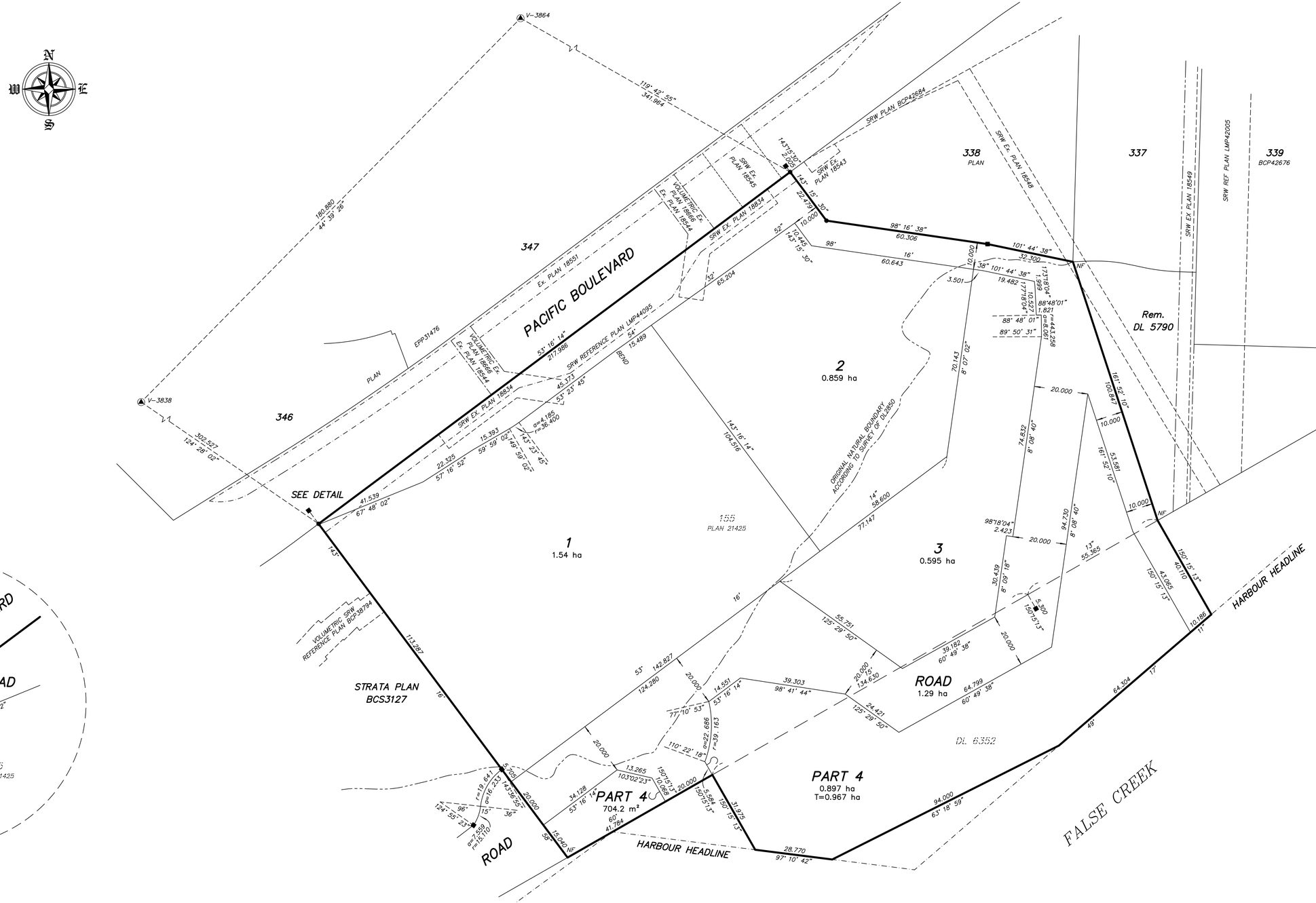

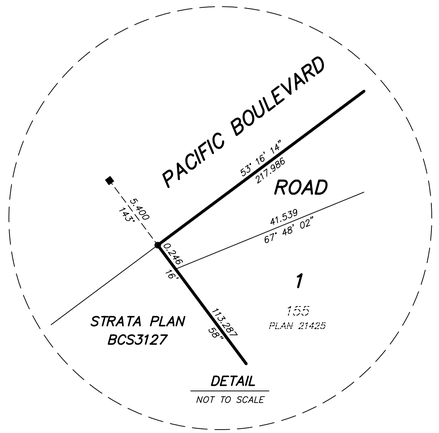

SEPTEMBER 16, 2021

THIS PLAN LIES WITHIN THE JURISDICTION OF THE APPROVING OFFICER FOR THE CITY OF VANCOUVER.

THE FIELD SURVEY REPRESENTED BY THIS PLAN WAS COMPLETED ON THE xx DAY OF xxx, 201X
JESSE D. WILLIAMS (880)
EDMONTON, AB

DRAFT

THIS PLAN LIES WITHIN THE METRO VANCOUVER REGIONAL DISTRICT

BUTLER SUNDVICK
4 – 19089 94th Ave
Surrey, BC V4N 3S4
www.butlersundvick.ca
Tel. 604–513–9611

File: 5245
Dwg: 5245–S1

PLAZA OF NATIONS

CANADIAN METROPOLITAN PROPERTIES CORP.
ATTOLLO MANAGEMENT INC.
JAMES KM CHENG ARCHITECTS
PFS LANDSCAPE
BKL CONSULTANTS LTD.
BUNT ENGINEERING
DIALOG
DILLON CONSULTING
GEOPACIFIC CONSULTANTS LTD.
INTEGRAL GROUP
INTERCAD SERVICES LTD.
NEMETZ & ASSOCIATES LTD.

CD-1 (349) DESIGN GUIDELINES

750 Pacific Boulevard, Plaza of Nations, Area 6b, North East False Creek
February 05, 2020

Canadian Metropolitan Properties Corp. ATTOLLO JAMES KM CHENG | ARCHITECTS PFS STUDIO

GRADING PLAN



Pacific Boulevard grades and Local Street interface based on CoV
90 % Design of Road & Utilities in the Northeast False Creek Project

Canadian Metropolitan Properties Corp. ATTOLLO

FRANCL ARCHITECTURE
970 Homer Street, Vancouver, BC, V6B 2W7, Canada
604.688.3252
franclarchitecture.com

Consultants

Notes:

No.	Date	Description
2.	2021 12 17	ISSUED FOR DP
1.	2021 09 20	ISSUED FOR COORDINATION

Revisions / Issues:

Project Title:

PLAZA OF NATIONS
PHASE 1
750 PACIFIC BOULEVARD
VANCOUVER, BC

Sheet Title:

BUILDING GRADES PLAN

This drawing as an instrument of service is the property of Francl Architecture Inc. and may not be reproduced without the firm's permission. All information shown on the drawing is for the use in this specific project only and shall not be used otherwise without written permission from this office. Contractors shall verify and be responsible for all dimensions on the job and this office shall be informed of any discrepancies and variations shown on this drawing. Do not scale drawings.

Drawn By: EF
Reviewed by: JK
Plot Date: 2021/12/17
Project North
Graphic Scale 0' 10' 20'
Scale: N/A
Project No.: 22019
Drawing No. A603
CAD File Name: 22019_PON_1_A603 BUILDING GRADES PLAN.DWG

Copyright is that of the Architect.
It is an offence to remove this notice from any reproduction or copy of this drawing made by any means whatsoever without the Architect's permission or consent.
The Architect is not liable for any loss or distortion of information resulting from subsequent reproduction of the original drawing.

GENERAL NOTES:

1. Drawings are not to be scaled. Contractor will verify all existing conditions and dimensions required to perform the Work and will report any discrepancies with the Contract Documents to the Architect before commencing work.
2. The Architectural Drawings are to be read in conjunction with all other Contract Documents including the Project Manuals and the Structural, Mechanical and Electrical Drawings. In cases of difference between the Consultants' documents with respect to the quantity, sizes or scope of work, the greater shall apply.
3. Positions of exposed or finished Mechanical or Electrical devices, fittings and fixtures are indicated on the Architectural Drawings. Locations shown on the Architectural Drawings shall govern over Mechanical and Electrical Drawings. Mechanical and Electrical items not clearly located will be located as directed by the Architect.
4. Dimensions indicated are taken between the faces of finished surfaces unless otherwise noted.
5. The architect has not been retained for supervision of construction and assumes no responsibility for means, methods and techniques of construction.
6. These documents are not to be used for construction unless specifically noted for such purpose.

BC PLACE
STADIUM

PACIFIC BOULEVARD

CoV 600 SAN
CoV 1050 STM
CoV 3050x3050
BOX CULVERT
CoV 300 W
CoV 600 SAN
CoV 750 STM
CoV 1050 STM
CoV 750 SAN
CoV 375 STM
CoV 600 SAN
CoV 750 SAN
CoV 300 STM

300mm DIA LOOPED
WATERMAIN
GRAVITY SANITARY
SEWER MAIN
FUTURE STORM OUTFALL
TO FALSE CREEK BY CITY
375mm DIA SANITARY
SERVICE CONNECTION
200mm DIA INTERCONNECTED
WATER SERVICE CONNECTION
375mm DIA STORM
SERVICE CONNECTION
375mm DIA STORM
SERVICE CONNECTION
300mm DIA SANITARY
SERVICE CONNECTION
200mm DIA INTERCONNECTED
WATER SERVICE CONNECTION
375mm DIA STORM
SERVICE CONNECTION
375mm DIA SANITARY
SERVICE CONNECTION
200mm DIA INTERCONNECTED
WATER SERVICE CONNECTION

LOT 1
LOT 2
LOT 3
LOT 4

NEIGHBOURHOOD
ENERGY ROOM

100mm DIA LOT 4 WATER
SERVICE CONNECTION
150mm DIA SANITARY
SERVICE CONNECTION
DEVELOPMENT BOUNDARY

FALSE CREEK

PRELIMINARY

Rev.	Date	Issued
4	21-12-17	UPDATED EASTERN SITE ACCESS
3	21-09-15	ISSUED FOR DP
2	19-10-31	UPDATED BUILDING BACKGROUND
1	19-07-09	ISSUED FOR COORDINATION

KPMB Architects
351 King St E. Suite 1200
Toronto, ON. Canada M5A 0L6
416.977.5104

JAMES KM CHENG | ARCHITECTS
77 West 8th Ave. Suite 200
Vancouver, BC Canada V5Y 1M8
604.873.4333

InterCAD
CONSULTING ENGINEERS
1111 West 8th Ave
Vancouver, BC Canada V6H 1C5
604.739.7707

Project No.	AE15
Scale	1:625
Plot Date	21/12/16

Servicing Concept Plan

AE15-C-001

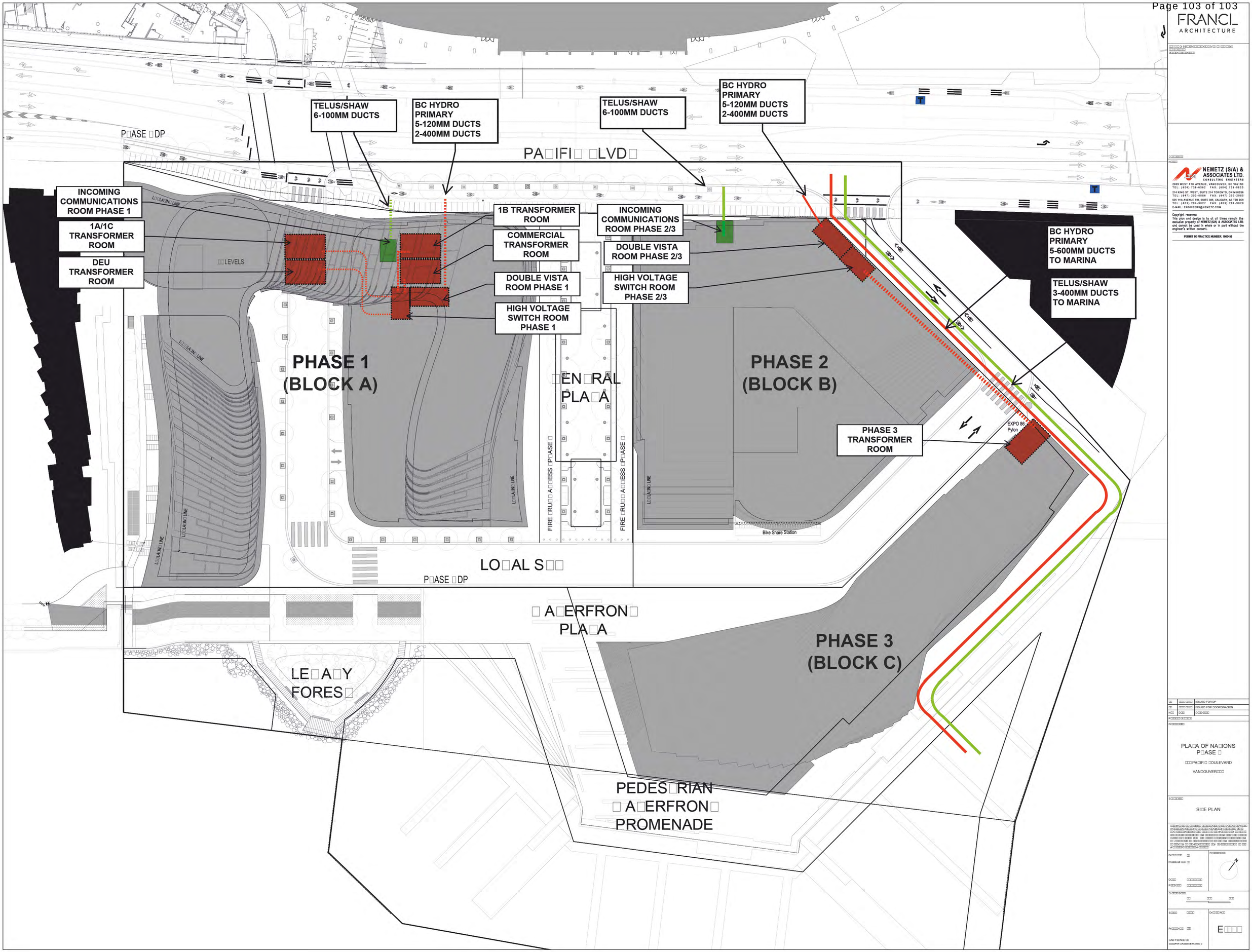
TELUS/SHAW
6-100MM DUCTS
BC HYDRO
PRIMARY
5-120MM DUCTS
2-400MM DUCTS
TELUS/SHAW
6-100MM DUCTS
BC HYDRO
PRIMARY
5-120MM DUCTS
2-400MM DUCTS
PASE DP
PA IFI LVD
INCOMING
COMMUNICATIONS
ROOM PHASE 1
1A/1C
TRANSFORMER
ROOM
DEU
TRANSFORMER
ROOM
LEVELS
1B TRANSFORMER
ROOM
COMMERCIAL
TRANSFORMER
ROOM
DOUBLE VISTA
ROOM PHASE 1
HIGH VOLTAGE
SWITCH ROOM
PHASE 1
INCOMING
COMMUNICATIONS
ROOM PHASE 2/3
DOUBLE VISTA
ROOM PHASE 2/3
HIGH VOLTAGE
SWITCH ROOM
PHASE 2/3
BC HYDRO
PRIMARY
5-600MM DUCTS
TO MARINA
TELUS/SHAW
3-400MM DUCTS
TO MARINA
PHASE 1
(BLOCK A)
EN RAL
PLA A
PHASE 2
(BLOCK B)
PHASE 3
TRANSFORMER
ROOM
EXPO 86
Pylon
FIRE RU ESS PASE
FIRE RU ESS PASE
Bike Share Station
LO AL S
PASE DP
A ERFRON
PLA A
PHASE 3
(BLOCK C)
LE A Y
FORES
PEDES RIAN
A ERFRON
PROMENADE
FRANCL
ARCHITECTURE
NEMETZ (S/A) &
ASSOCIATES LTD.
CONSULTING ENGINEERS
2009 WEST 4TH AVENUE, VANCOUVER, BC V6J1N3
TEL: (604) 736-6592 FAX: (604) 736-9805
214 KING ST. WEST, SUITE 214 TORONTO, ON M5H3S6
TEL: (647) 253-0086 FAX: (647) 253-2085
525 11th AVENUE SW, SUITE 305, CALGARY, AB T2R 0C9
TEL: (403) 294-9027 FAX: (403) 294-9028
E-MAIL: ENGINEERS@NEMETZ.COM
Copyright reserved:
This plan and design is to at all times remain the exclusive property of NEMETZ (S/A) & ASSOCIATES LTD. and cannot be used in whole or in part without the engineer's written consent.
PERMIT TO PRACTICE NUMBER: 1003450
ISSUED FOR DP
ISSUED FOR COORDINATION
PLA A OF NA IONS
P ASE
PA IFI OULEVARD
VAN OUVER
SI E PLAN
E