

MEMORANDUM

September 11, 2020

TO: Mayor and Council

CC: Sadhu Johnston, City Manager
Paul Mochrie, Deputy City Manager
Karen Levitt, Deputy City Manager
Lynda Graves, Administration Services Manager, City Manager's Office
Lon LaClaire, General Manager, Engineering Services
Jessie Adcock, General Manager, Development, Buildings and Licensing
Rena Kendall-Craden, Civic Engagement and Communications Director
Rosemary Hagiwara, Acting City Clerk
Anita Zaenker, Chief of Staff, Mayor's Office
Neil Monckton, Chief of Staff, Mayor's Office
Alvin Singh, Communications Director, Mayor's Office
Chris Robertson, Assistant Director, Planning, Urban Design and Sustainability
Susan Haid, Deputy Director of Long-Range and Strategic Planning

FROM: Gil Kelley
General Manager, Planning, Urban Design and Sustainability

SUBJECT: Economic Impact of COVID-19 - Monthly Labour Force Data: August 2020

Highlights: Monthly Labour Force Survey Data, August 2020

- Employment in the region decreased by 2,300 (-0.17%) between July and August
- The unemployment rate increased by 0.8 percentage points to 12.7% in Metro Vancouver
- Nationally, the unemployment rate decreased by 0.7 percentage points, to 10.2%.
- Cumulatively, employment in the region has decreased by 133,600 (-9.1%) since February

Purpose of this memo

This memo highlights the monthly Labour Force Survey (LFS) data published by Statistics Canada released on September 4th, 2020 for the reference period of August 9th to August 15th. The LFS provides estimates for the unemployment rate and employment totals by industry and occupation on a monthly basis. The information presented in this memo provides a snapshot of the impact COVID-19 has had on Vancouver's labour force and economy in the period of time since the Pandemic began. Staff in Planning, Urban Design and Sustainability will provide an updated monthly memo as new data is released. This information is meant to be viewed in conjunction with other socio-economic and community statistics to form a cohesive picture of the City's current state and assist with recovery and resilience planning. This information will be posted to the City website and shared with the business community.

Important notes about the data

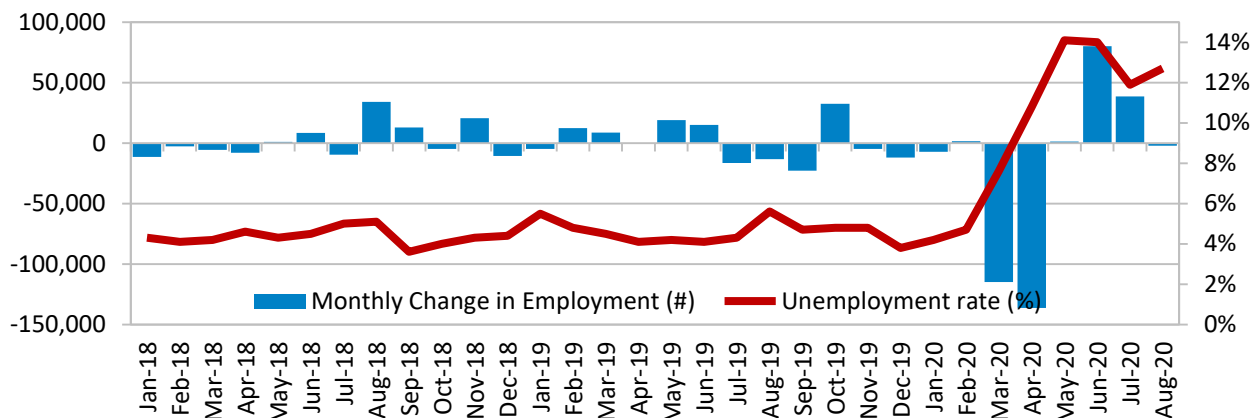
The statistics presented in this memo are for the Metro Vancouver region as the Census Metropolitan Area (CMA) is the smallest geography level available for LFS data tables published by Statistics Canada. LFS data for the city of Vancouver proper is not available. Throughout this memo, the term “Vancouver” refers to the Vancouver CMA. The LFS data used to create the statistics presented in this report are not seasonally adjusted¹.

Changes in employment totals and unemployment rate

Employment in Vancouver decreased slightly from 1,330,100 in July to 1,327,800 in August for a loss of -2,300 (-0.17%) jobs. Since July, the unemployment rate increased by 0.8 percentage points to 12.7% in Metro Vancouver. Since February, the region has seen a loss of 133,600 (-9.1%) employed workers in the region. This is a significant improvement in job losses, which peaked in April where a total loss of 251,200 (-17.2%) employed workers was recorded since February. Nationally, the unemployment rate decreased by 0.7 percentage points between July and August and is now 10.2%.

The overall increase in employed workers from May to July reflects the start of the gradual easing of public health restrictions and other measures, including allowing some non-essential businesses to re-open. A number of major orders related to the COVID-19 pandemic issued by various levels of government were active during this reference week (August 9th to August 15th). Please see Figure 7 for a full list of announcements and orders made since the previous reference period. Appendix A shows all prior announcements and orders starting on March 12th. The next labour force survey release will be on October 9th (for the reference week of September 14th to September 18th).

Figure 1 – Unemployment rate and monthly employment change in Metro Vancouver



Source: Statistics Canada. Table 14-10-0295-01 Labour force characteristics by census metropolitan areas, unadjusted for seasonality.

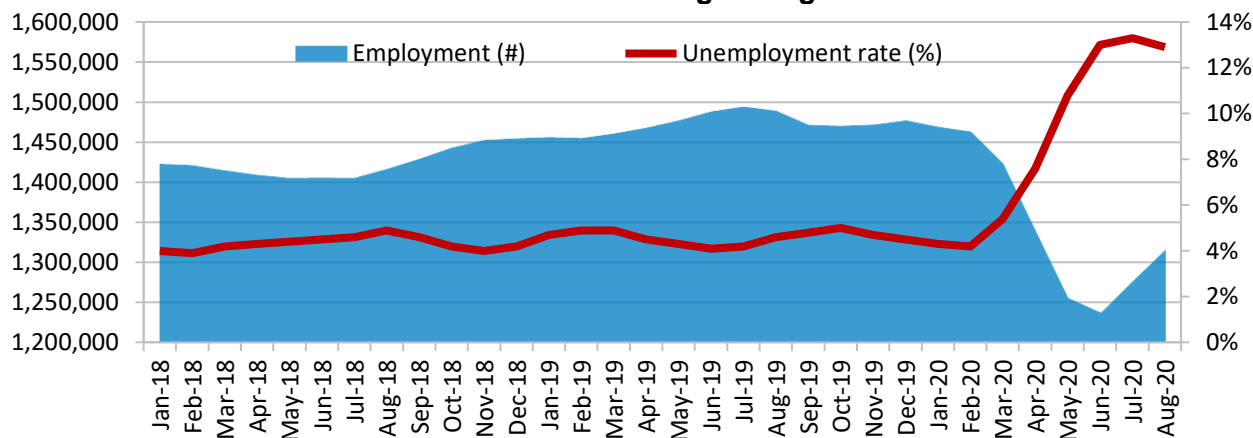
Changes in employment totals and unemployment rate – three-month moving average

The following sections highlight statistics related to employment change by industry and occupation that are published as a three-month moving average for the Vancouver CMA; therefore, data published for August is an average of June, July and August.

¹ Seasonal adjustments to labour force data are done to eliminate the effect of seasonal and calendar influences (e.g. seasonal shopping or agricultural work).

Using this three-month moving average data, employment in August was 1,316,500 and the unemployment rate was 12.9%. The following chart shows the monthly change of employment and the unemployment rate using three-month moving average employment data.

Figure 2 – Unemployment rate and total employment change in Metro Vancouver, three-month moving average

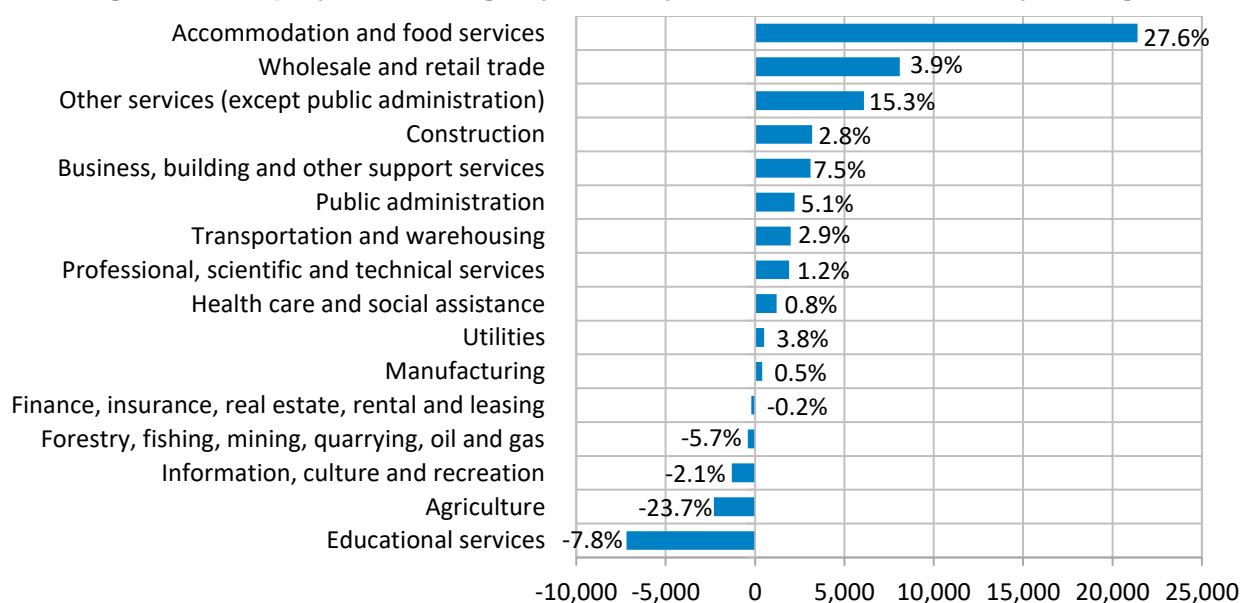


Source: Statistics Canada. Table 14-10-0095-01 Labour force characteristics by census metropolitan area, three-month moving average, unadjusted for seasonality.

Industry overview

Employment in educational services experienced the largest month to month loss over the three-month moving average in Metro Vancouver, declining by 7,200 workers (-7.8%). The second largest sector employment decline was in agriculture, which lost 2,300 workers (-23.7%). The third largest employment loss was in information, culture and recreation, which declined by 1,300 jobs (-2.1%). Between July and August, employment in the accommodation and food services sector grew by 21,400 people, an increase of 27.6% to its workforce. The second most gains were seen in the wholesale and retail trade sector, which increased by 8,100 workers (+3.9%) over the three-month moving average.

Figure 3 – Employment change by industry in Metro Vancouver, July to August

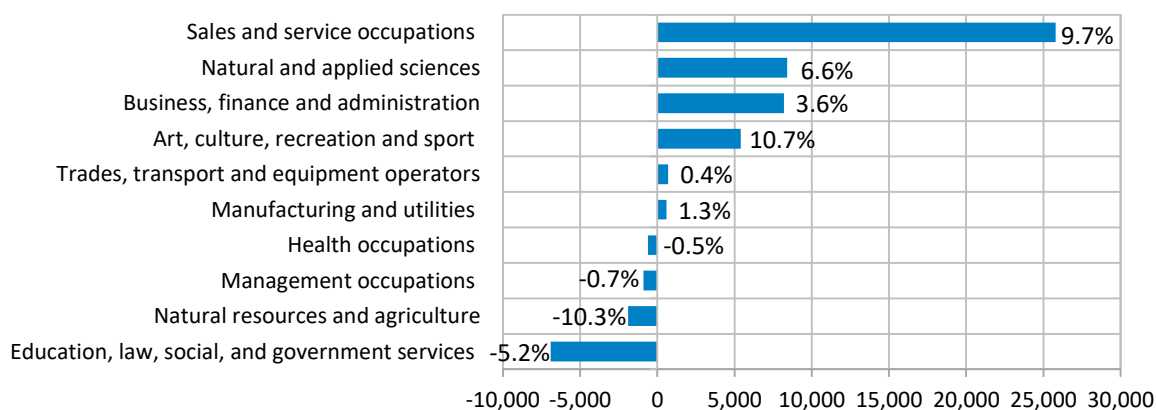


Source: Statistics Canada. Table 14-10-0097-01 Employment by industry, three-month moving average, unadjusted for seasonality, census metropolitan areas.

Occupation overview

Occupation employment data for the Vancouver CMA is published as a three-month moving average; therefore, data published for August is an average of June, July and August. Employment in education, law, social, and government services experienced the largest month to month loss in Metro Vancouver, declining by 6,900 jobs (-5.2%) between July and August. The second largest decline was attributed to natural resources and agriculture occupations, which lost 1,900 workers (-10.3%). The third largest employment losses were in management occupations, which declined by 900 jobs (-0.7%). Between July and August, employment in sales and service occupations had the largest gains with an additional 25,800 workers (+9.7%). The second largest gains were in natural and applied sciences occupations which experienced an increase of 8,400 jobs (+6.6%). Occupations in business, finance and administration grew the third most, with an increase of 8,200 (+3.6%) new workers.

Figure 4 – Employment change by occupations in Metro Vancouver, July to August

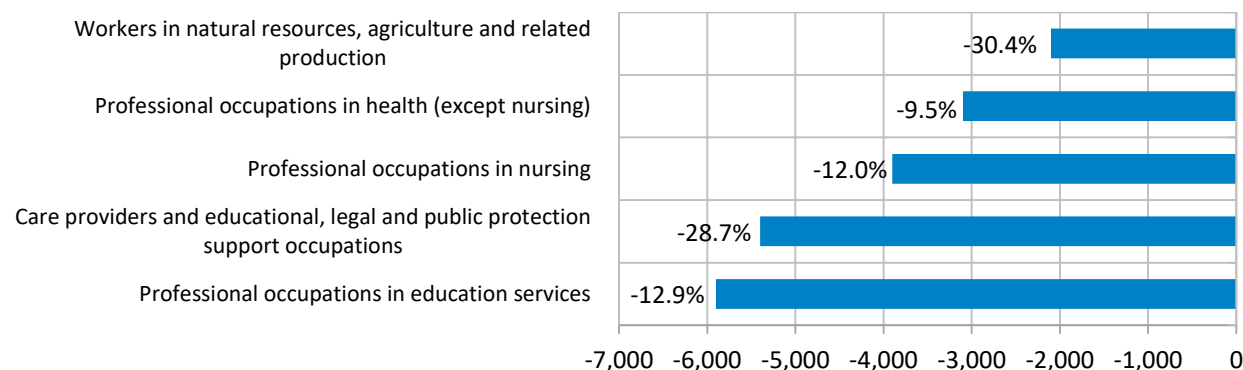


Source: Statistics Canada. Table 14-10-0313-01 Employment by occupation, three-month moving average, unadjusted for seasonality, census metropolitan areas.

The largest decrease in employment by detailed occupations was in professional occupations in education services, which lost 5,900 (-13.9%) workers since the previous month. Other occupations with significant employment losses include:

- Care providers and educational, legal and public protection support (-5,400; -28.7%)
- Professional occupations in nursing (-3,900; -12.0%)
- Professional occupations in health (except nursing) (-3,100; -9.5%)
- Workers in natural resources, agriculture and related production (-2,100; -30.4%)

Figure 5 – Most employment losses by detailed occupation, July to August

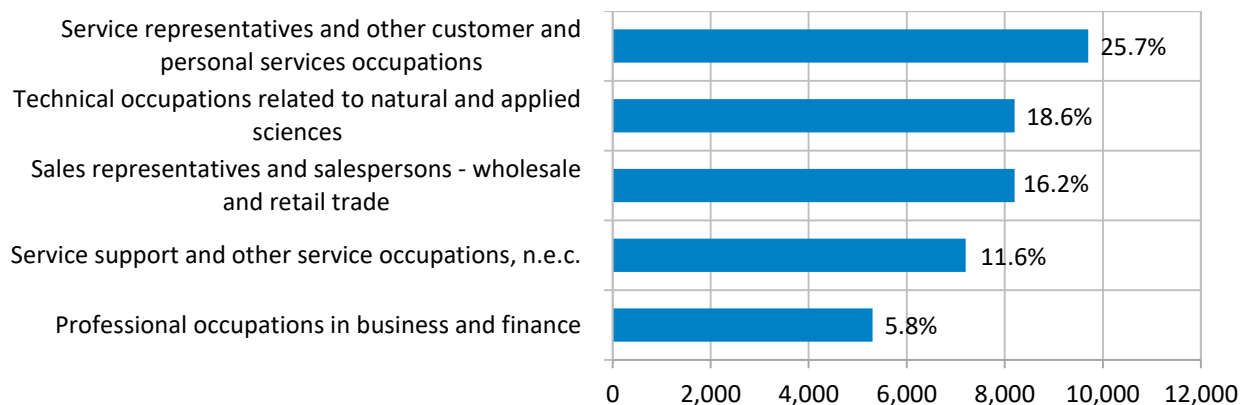


Source: Statistics Canada. Table 14-10-0313-01 Employment by occupation, three-month moving average, unadjusted for seasonality, census metropolitan areas.

The largest increase in employment by detailed occupations was for service representatives and other customer and personal services occupations, which increased by 9,700 (+25.7%) workers since the previous month. Other occupations with employment gains from July to August include:

- Technical occupations related to natural and applied sciences (+8,200; +18.6%)
- Sales representatives and salespersons - wholesale and retail trade (+8,200; +16.2%)
- Service support and other service occupations (+7,200; +11.6%)
- Professional occupations in business and finance (+5,300; +5.8%)

Figure 6 – Most employment gains by detailed occupation, July to August



Source: Statistics Canada. Table 14-10-0313-01 Employment by occupation, three-month moving average, unadjusted for seasonality, census metropolitan areas.

Government orders

A number of major orders related to the COVID-19 pandemic were issued by various levels of government prior to and during this reference week (August 9th to August 15th). Please see Figure 7 for a full list. The next labour force survey release will be on October 9th (for reference week September 14th to September 18th, 2020).

Figure 7 – Labour and business-related Government orders and announcements in place during the August 9th to August 15th reference period

Government	Date declared	Announcements/Orders
SINCE PREVIOUS Reference Week		
City of Vancouver	July 24th	Over 280 temporary patio permits issued
City of Vancouver	July 31st	Community Centres set to open Sept 8th
Canada	July 31st	Canada Emergency Commercial Rent Assistance (CECRA) extended through August.
Province of British Columbia	July 16th	Rental repayment framework protects renters by ensuring they cannot be evicted for a missed or late rent payment from March 18 to Aug. 17, unless a renter defaults on their repayment plan.
Province of British Columbia	August 4th	State of Emergency extended until August 18th
Province of British Columbia	August 5th	Additional \$2 million in funding for the CleanBC Specialty-Use Vehicle Incentive (SUVI) program
City of Vancouver	August 6th	Approves over \$4.85M of grants repurposed to help community organizations recover

Government	Date declared	Announcements/Orders
Canada	August 13th	Additional \$31 million for quick recovery actions in communities through the Canada Healthy Cities Initiative.
City of Vancouver	August 14th	Over 360 temporary patio permits have been issued and expands public space on Robson Street

Upcoming LFS data releases

Statistics Canada is scheduled to release LFS data on a monthly basis. The following table illustrates the upcoming LFS data releases and their reference period.

Figure 8 - Schedule of Labour Force Survey release dates

Release dates	Reference period
Oct 9, 2020	Sept 14 to 18, 2020
Nov 6, 2020	Oct 11 to 17, 2020

Additional Data Sources: Employment Lands and Economy Review


The Employment Lands and Economy Review team has also prepared 30 fact sheets using a variety of data sources detailing the economic structure of the city of Vancouver and the role of the city within the regional economy. These fact sheets are available on the City's website here: <https://vancouver.ca/employment-lands>.

City of Vancouver business support webpage

On Friday, April 3rd, City staff established the COVID-19 Business Communications and Support Office (BCSO) to assist local businesses at this critical time. The office is a single point of contact for Vancouver's local business owners to get information from the City of Vancouver regarding business support programs, to learn what City-run business services are currently available, and to make suggestions to the City concerning business and the economy. The webpage is available here: <https://vancouver.ca/home-property-development/covid-19-coronavirus-support-for-local-businesses.aspx>.

Staff in the City-Wide & Regional Planning division of the Planning, Urban Design and Sustainability department is supporting the BCSO, ensuring that information for business remains current and accessible, responding directly to questions by e-mail as well as assisting with developing resources for responding to concerns raised by local business operators.

If you have any questions or require further information, please contact me or Chris Robertson, Assistant Director, City-Wide & Regional Planning, at 604-873-7684 or chris.robertson@vancouver.ca.



Gil Kelley, FAICP
General Manager, Planning, Urban Design and Sustainability

604.873.7456 | gil.kelley@vancouver.ca

APPENDIX A – All labour and business-related Government orders and announcements up to the end of the previous reference week ending July 18th

PRIOR TO Reference Week		
Province of British Columbia	March 12 th	Gatherings of over 250 people prohibited
Canada	March 13 th	Cruise ships with over 500 people prohibited from docking at any Canadian port
Province of British Columbia	March 16 th	Gatherings of over 50 people prohibited
Canada	March 17 th	Bank of Canada lowered the interest rate by 50 basis points to 0.75%
Canada		Canada closed its border to non-citizens (with some exceptions); inbound travelers must self-isolate
City of Vancouver / Parks Board		All VPL, Civic Theatre, and Park Board facilities closed
Province of British Columbia		State of emergency declared
Province of British Columbia		Those travelling on or after March 12 th must self-isolate
Province of British Columbia		Order to shut down all restaurant and bar dine-in service
Province of British Columbia		Notice to close casinos
Canada		March 18 th
Canada	10% wage subsidy for small employers and non-profits for three months	
City of Vancouver	March 19 th	State of emergency declared
Canada	March 20 th	Canada-U.S. border closed to all non-essential travel starting March 20 th
City of Vancouver		Order to shut down all restaurant table service starting March 20 th
Province of British Columbia	March 21 st	Order to shut down personal service establishments (salons, spas, massage and tattoo parlors)
City of Vancouver	March 23 rd	Order to shut down personal service establishments (salons, spas, massage and tattoo parlors)
Province of British Columbia		BC Emergency Benefit for Workers provides a tax-free \$1,000 payment starting May 1 st
Province of British Columbia	March 24 th	School Tax reduction for businesses in property classes 4, 5, 6
Canada	March 27 th	Deferral of GST and HST tax payment, and taxes and duties owed on imports until June
Canada		Bank of Canada lowered the interest rate by 25 basis points to 0.50%
Canada		Canada Emergency Business Account provides up to \$25 billion to eligible financial institutions so they can offer \$40,000 interest-free loans to small businesses guaranteed and funded by the Government of Canada; up to \$10K forgivable.
Canada		Canada Emergency Wage Subsidy: 75% wage subsidy up to \$847/week if applicant's business revenue has decreased by 30% because of Covid-19

Canada	March 30 th	Small and Medium-sized Enterprise Loan and Guarantee program that will enable up to \$40 billion in lending
Province of British Columbia	April 1 st	BC Hydro announces series of targeted bill relief programs across all customer types
Province of British Columbia	April 2 nd	\$300 monthly top-up for income assistance or disability assistance
City of Vancouver	April 3 rd	COVID-19 Business Communications and Support Office launched to assist local businesses
Province of British Columbia	April 8 th	Emergency Relief Support Fund providing \$225 per month for parents of children with special needs
Province of British Columbia	April 9 th	Temporary rental supplement of \$300 per month for eligible households with no dependents (\$500 with dependents)
Province of British Columbia		Residential rental eviction ban
Province of British Columbia	April 14 th	Requirement for 14-day self-isolation for all temporary foreign workers arriving in BC for seasonal farm work
Province of British Columbia	April 15 th	Provincial state of emergency is extended to April 28 th
Province of British Columbia		Additional services for commercial truck drivers
Province of British Columbia	April 16 th	Further reduction to school property tax rate for commercial properties, enhancement to 50% reduction to provincial school property tax rate that was originally announced for classes 4, 5, and 6
Province of British Columbia		Postponing the date that late payment penalties apply for commercial properties in classes 4,5,6,7 and 8 to Oct. 1, 2020
Canada / Province of British Columbia	April 16 th	The Canada Emergency Commercial Rent Assistance program (CECRA) to provide 75% commercial rent relief to tenants
Canada	April 17 th	\$675 million for small and medium-sized businesses through Canada's Regional Development Agencies
Canada		\$500 million in funding for Culture, Heritage and Sports
Canada	April 18 th	\$306.8 million in funding to help small and medium-sized Indigenous businesses
Translink	April 20 th	TransLink has announced almost 1,500 layoffs and reduced services to save costs.
Canada	April 21 st	\$350 million in emergency funds for community groups and national charities
Canada	April 23 rd	Medical and Research Strategy announced including \$1.1 billion in funding for research into vaccines and treatments, and national testing and modelling.
City of Vancouver	April 29 th	Property tax payment deadline for both residential and commercial delayed from July 3 to September 30, 2020
Province of British Columbia	May 1 st	B.C. Emergency Benefit for Workers provides a one-time, tax-free payment of \$1,000

Canada	May 5 th	\$252 million to support for agricultural-food industry with implementing measures to comply with sanitary requirements and maintain food supply
Province of British Columbia	May 6 th Implemented May 19 th	B.C.'s Restart Plan announced to lift restrictions in phases, gradually allowing for more social and economic activity. Phase 2, which will begin in May 19, includes: opening regulated health services and more non-essential businesses
Canada	May 7 th	Up to \$3 billion in wage top-up for essential workers announced.
Canada	May 11 th	Announced large employer emergency financing facility (LEEFF) providing bridge financing to employers with annual revenues of more than \$300 million
Canada		Expansion of the Business Credit Availability Program (BCAP) to mid-sized companies with larger financing needs. Support for mid-market businesses will include loans of up to \$60 million per company, and guarantees of up to \$80 million
Canada	May 12 th	\$3 billion for infrastructure projects to make facilities more pandemic-resistant and encourage outdoor activities. Projects must be completed in 2021.
Canada	May 14 th	New Regional Relief and Recovery Fund (RRRF) devotes nearly \$962 million to help more businesses and organizations in sectors such as manufacturing, technology, tourism and others that are key regional and local economic drivers.
Canada	May 15 th	Canada Emergency Wage Subsidy (CEWS) will be extended by another 3 months (to end of August) to support businesses in re-opening plans
Canada		\$450 million to help researchers and research institutions impacted by the pandemic
Province of British Columbia	May 19 th	Pandemic pay for front line health and social workers.
Canada	May 19 th	Expansion to the eligibility criteria for the Canada Emergency Business Account (CEBA) to include many owner-operated small businesses
Province of British Columbia	May 22 nd	Authorize expansion of patio service area through simplified licensing process
Canada	May 25 th	Canada Emergency Commercial Rent Assistance (CECRA) opens for applications
Province of British Columbia	May 25 th	\$10M grant for tourism marketing organization
Province of British Columbia	June 1 st	\$7.5M for music industry through Creative BC for Amplify BC.
Province of British Columbia	June 1 st	Commercial eviction ban extended through the month of July

City of Vancouver	June 1st	Launched the Temporary Expedited Patio Program, which permits restaurants and liquor-serving establishments to set up temporary patios using street, on-street parking and sidewalk space in front or next to their business for free.
Province of British Columbia	June 2 nd	In-class instruction re-opens
Province of British Columbia	June 5 th	Closed hospitality businesses allowed to sell stock
Province of British Columbia	June 10 th	State of Emergency extended through the end of the day on June 23, 2020
Canada	June 11 th	\$133M for Indigenous businesses
City of Vancouver	June 12th	City to introduce pop-up plazas, parklets and issues 47 temporary expedited patio permits and expands program to patios on private property to support ongoing recovery efforts
Province of British Columbia	June 12 th	Better access to gaming grants program for non-profits
Province of British Columbia	June 12 th	BC Arts Council second half of operating grants released
Canada	June 16 th	CERB extended from 16 weeks to 24 weeks for workers
Province of British Columbia	June 16 th	Temporary emergency funding program (TEF) for licensed child care centres is being extended until Aug 31, 2020
Province of British Columbia	June 16 th	Approval of temporary wholesale pricing for those with liquor licenses
Canada	June 17 th	\$500M additional R&D funding through Natural Sciences and Engineering Research Council of Canada's (NSERC) Discovery Grant program.
Province of British Columbia	June 19 th	Extended the temporary rental supplement (TRS) until the end of August 2020 to support landlords and tenants
Province of British Columbia	June 20 th	Extension of electricity costs for industries that have been impacted by COVID-19
Province of British Columbia	June 24th	BC enters Phase 3 of the Restart Plan, including the return of travel and tourism within the province.
Province of British Columbia	June 25th	Applications open from local governments, community groups and First Nations for nearly \$160 million in infrastructure grants to help strengthen communities throughout British Columbia.
		Extension of the temporary layoffs provisions to a maximum of 24 weeks expiring on Aug. 30, 2020
Canada	June 25th	Program launched to encourage students to volunteer in the fight against COVID-19. Post-secondary students will be eligible to earn up to \$5,000 this summer through a new volunteer service grant.
Canada	July 2nd	Canada Emergency Commercial Rent Assistance (CECRA) program extended for an additional month, through July

Province of British Columbia	July 2nd	Emergency order protecting eligible businesses from being evicted extended through July in alignment with federal CECRA extension
City of Vancouver	July 3rd	Over 180 temporary patio permits issued
Province of British Columbia	July 7th	Extended State of Emergency to July 21
Canada	July 14th	Travel restrictions at the Canada-U.S. border will be extended into August as the COVID-19 pandemic continues
Canada	July 16th	Announced investment of over \$19 billion (was previously \$14 billion) through the Safe Restart Agreement with provinces and territories to protect health, get Canadians back to work and prep for possible second wave
Province of British Columbia	July 16th	\$2 billion from the Safe Re-Start Agreement will be coming from the federal government to support the province's restart plan
Canada	July 17 th Implemented: August 17 th	Announced changes to the Canada Emergency Wage Subsidy (CEWS) that would extend the program until the end of the year and open it to employers who had any drop in revenue can now qualify.