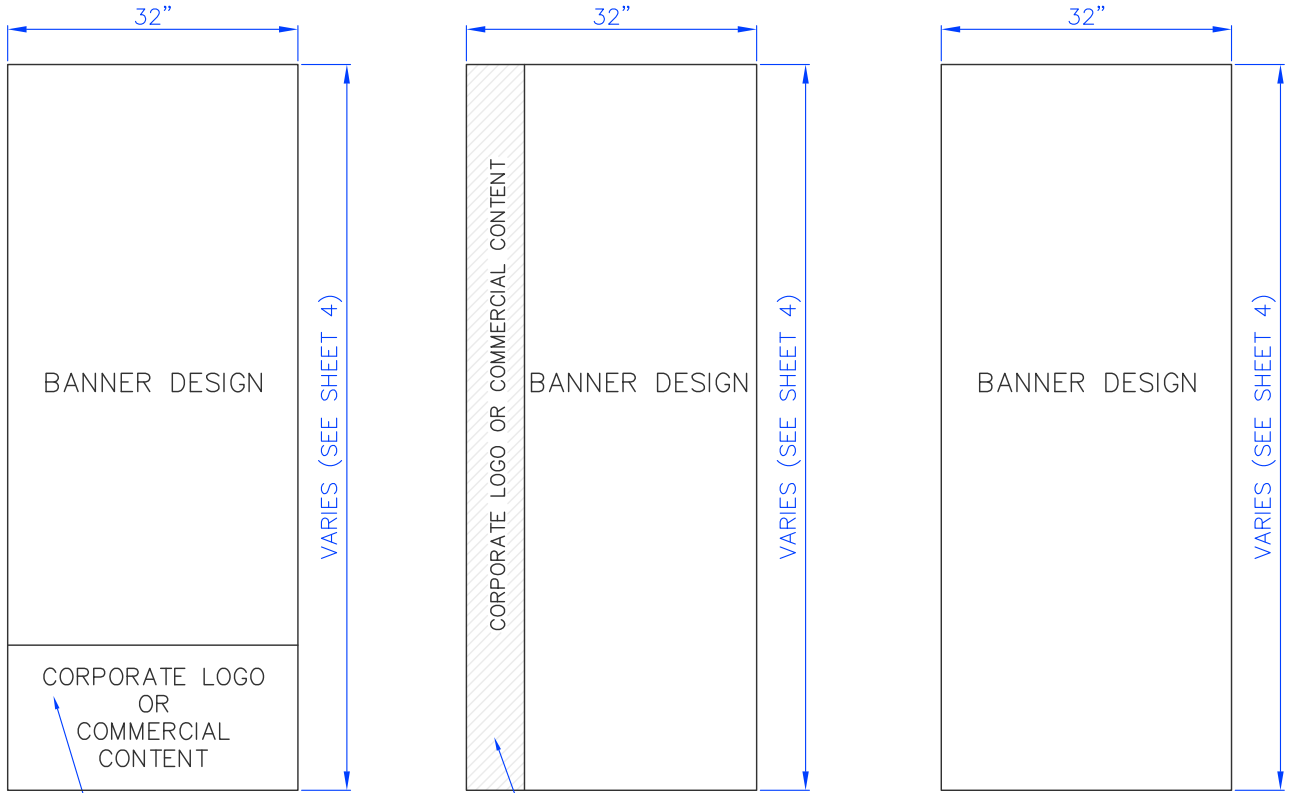


SAMPLE OF CORPORATE RECOGNITION (LOGO) SPECIFICATION ON BANNERS

NOTE: ANY CORPORATE RECOGNITION (LOGO) OR COMMERCIAL CONTENT ON BANNER OR BANNER TAIL SHALL NOT EXCEED 20% OF THE TOTAL BANNER AREA.

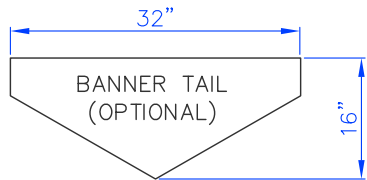
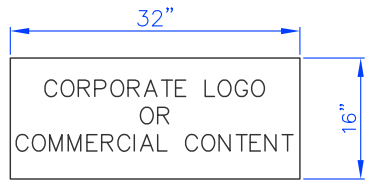


UPPER, MIDDLE OR BOTTOM OF BANNER

LEFT OR RIGHT SIDE OF BANNER

BANNER TAIL (OPTIONAL)

SAMPLE w/ BANNER TAILS:



H:\31LIGHT\ACAD\DWG\BANNERS\BANNER DRAWINGS\B-300-399\B-372 6/2/2015 3:45 PM

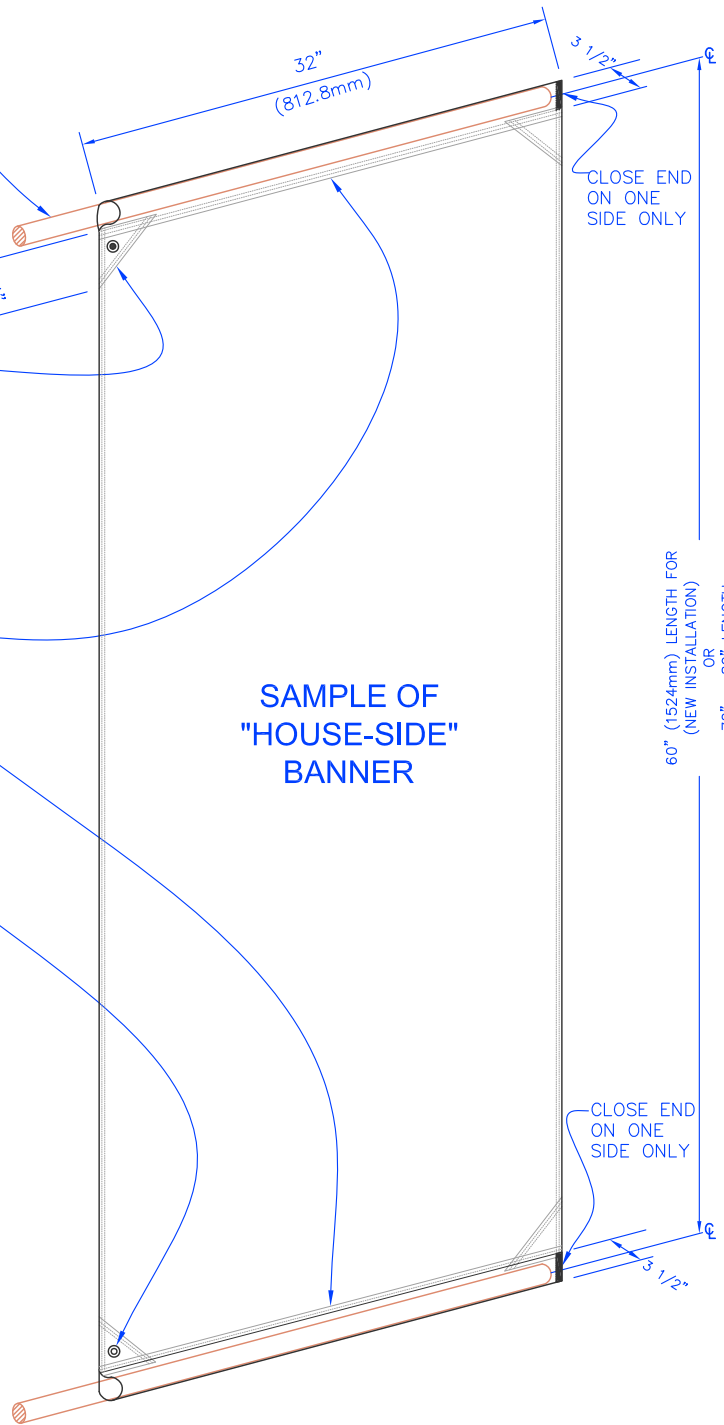
TYPICAL BANNER SPECIFICATION

TWO (1"Ø x 72") LONG GALVANIZED STEEL PIPE BANNER ARMS TO BE INSERTED AT OPEN-END POCKET OF TOP AND BOTTOM BANNER – TO BE SUPPLIED BY COV

- 4" X 4" GUSSET ON 4 CORNERS; AT LEAST TWO LAYERS OF BANNER FABRIC PER COV SPECS
- COLOURED TO MATCH BANNER AT GUSSET LOCATION
- DOUBLE SEWING ON ALL 3 SIDES.

- DOUBLE MATERIAL AROUND ENTIRE SLEEVE
- DOUBLE SEWING ON BOTH ENDS

3/8" GROMMET ON 2 CORNERS ONLY (TOP & BOTTOM) FOR BOTH OPEN END OF SLEEVES.



BANNER SPECIFICATIONS	
BANNER MATERIAL	DUPONT TYPE 66 WHITE NYLON
BANNER THREAD	NOT LESS THAN No.16 EXT. INDUSTRIAL THREAD OR 3/25 IF COTTON-TERYLENE
BANNER THICKNESS	200 TO 210 DENIER (210 PREFERRED)
BANNER INSTALLATION	TYP. 2 BANNERS PER POLE; STREET & HOUSE SIDE (SEE NOTES)

BANNER HARDWARE (SUPPLIED BY COV)	
COTTER PINS	1/4" x 3 PLATED (CP14-3P) BY ACKLANDS
TYRAP	PROD. No. TY27MX 13.4" (340mm) BY T & B
BANNER ARM RODS	2 PIPES PER POLE; 72" LENGTH, TYP.

NOTES:

- SPECIFICATIONS FOR HOUSE-SIDE ONLY IS SHOWN ABOVE.
- STREET-SIDE SHALL BE THE "MIRROR IMAGE" OF THE HOUSE-SIDE BANNER.
- PLEASE NOTE THAT THE OPEN & CLOSED SLEEVES ARE THE OPPOSITE END FOR STREET-SIDE.
- THE CREATIVE DESIGN SHALL BE PRINTED ON THE CORRECT SIDE FOR BOTH STREET AND HOUSE SIDE BANNER.

NO.		DATE	REVISION	DWG	DESIGN NO.	DATE	2	1.06.15	UPDATED SPECIFICATIONS	VBP	VBP
NO.		DATE	REVISION	DWG	DESIGN NO.	DATE	1	6.12.14	UPDATED SPECIFICATIONS	VBP	MCM

CITY OF VANCOUVER - ENGINEERING SERVICES

STREETS & ELECTRICAL DESIGN

DRAWN BY: VBP DESIGN BY: VP/MCM

DRAWING CHECKED: DESIGN CHECKED:

REFERENCES: B-372

CITY OF VANCOUVER

BANNER SPECIFICATIONS & CONFIGURATION

SHEET 2 OF 4

SCALE: NOT TO SCALE

DATE: 1 JUNE 2015

DRAWING NUMBER: JJB-417


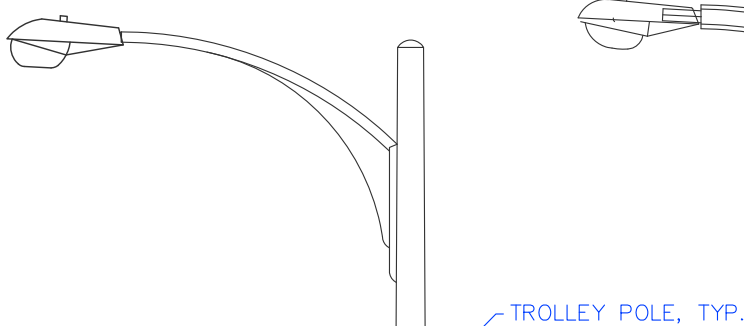
SHEET...2...OF...4 REVISION:.....2..

ATTENTION

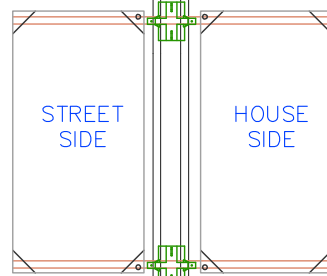
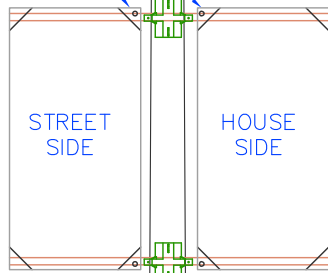
UNITS SHOWN ON THIS PLAN ARE IN METRES

BASED ON GEODETIC DATUM: UTM Zone 10 NAD 83

FILE: \\STLIGHT\ACAD\DWG\BANNERS\BANNER DRAWINGS\B-300-399\B-372 6/27/2015 3:45 PM



GROMMETS WITH THE OPEN END POCKETS; TOP & BOTTOM, (NEAR POLE) SHALL BE NEXT TO THE BRACKETS WHERE THE BANNER PIPES ARE INSERTED; CLOSED END ON THE OPPOSITE SIDE.



POLE AND BLOCK NUMBER IDENTIFICATION STICKER (e.g. 1/0)

MIN. 14'-0" (4.26m)

MIN. 14'-0" (4.26m)

TOP OF SIDEWALK

TOP OF SIDEWALK

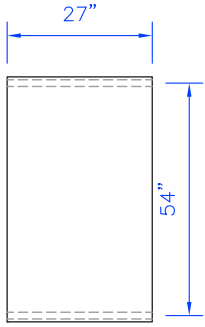
TYP. TROLLEY POLE

TYP. DAVIT POLE

NO.		DATE		REVISION		DWG		DESIGN		NO.		DATE		REVISION		VBP		VBP	
						2		1.06.15		2		1.06.15		UPDATED SPECIFICATIONS		VBP		VBP	
						1		6.12.14		1		6.12.14		UPDATED SPECIFICATIONS		VBP		MCM	
																DWG		DESIGN	
CITY OF VANCOUVER - ENGINEERING SERVICES																			
<p>CITY OF VANCOUVER</p>				<p>ATTENTION UNITS SHOWN ON THIS PLAN ARE IN METRES BASED ON GEODETIC DATUM. UTM Zone 10 NAD 83</p>				STREETS & ELECTRICAL DESIGN				<p>CITY OF VANCOUVER</p> <p>BANNER SPECIFICATIONS & CONFIGURATION</p> <p>SHEET 3 OF 4</p>				SCALE: NOT TO SCALE			
								DRAWN BY: VBP		DESIGN BY: VP/MCM						DATE: 1 JUNE 2015			
								DRAWING CHECKED:		DESIGN CHECKED:						DRAWING NUMBER: JJB-417			
								REFERENCES: B-372								SHEET...3...OF...4 REVISION:.....2...			

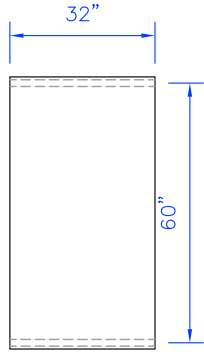
H:\STLIGHT\ACAD\DWG\BANNERS\BANNER DRAWINGS\B-300-399\B-372 6/2/2015 3:45 PM

STANDARD COV BANNER SIZES




e.g. STRATHCONA BIA*
ALBERNI ST (DV BIA)

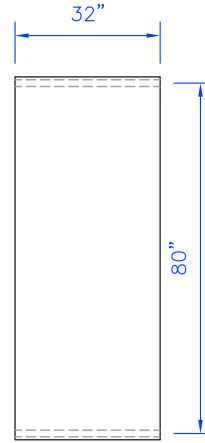
*SPECIAL SIZE ON 25 FT. POLES WHEN THERE ARE SPACE OR WIND LOAD RESTRICTIONS



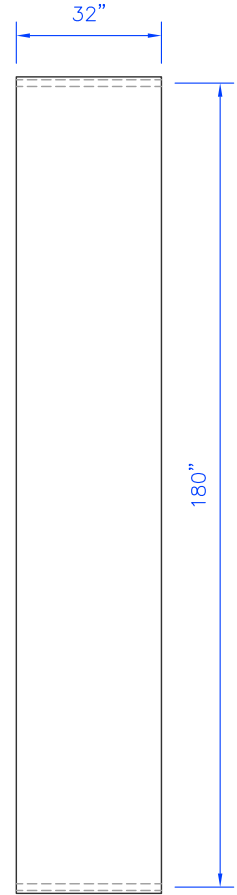
- e.g.
- COMMERCIAL DRIVE BIA
 - DUNBAR BIA
 - DOWNTOWN VANCOUVER BIA (SOME WITH 32 x 80")
 - FRASER BIA
 - HASTINGS NORTH BIA
 - HASTINGS CROSSING BIA
 - KITSILANO BIA
 - MARPOLE BIA
 - POINT GREY BIA
 - SOUTH GRANVILLE BIA
 - VICTORIA DRIVE BIA
 - WEST END BIA
 - WEST BROADWAY BIA
 - CANADA PL. WAY, HOWE TO BURRARD



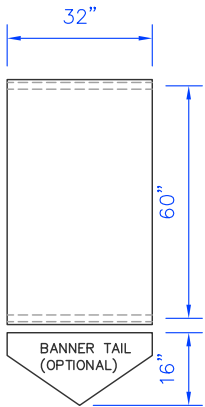
- e.g.
- CHINATOWN BIA
 - COLLINGWOOD BIA
 - KERRISDALE BIA
 - MOUNT PLEASANT BIA
 - ROBSON ST, BEATTY TO BURRARD ST
 - DUNSMUIR ST, BEATTY TO BURRARD ST
 - CARRALL ST, EXPO BLVD TO CORDOVA ST



- e.g.
- CAMBIE VILLAGE BIA
 - DOWNTOWN VANCOUVER BIA (SOME WITH 32 x 60")
 - GASTOWN BIA
 - ROBSON STREET BIA
 - YALETOWN BIA
 - BURRARD ST, HASTINGS TO NELSON ST
 - CANADA PL. WAY, THURLOW TO BURRARD
 - HOWE ST, CORDOVA TO ROBSON
 - HORNBY ST, CORDOVA TO ROBSON
 - PACIFIC BLVD, NEAR STADIUM
 - W. GEORGIA ST, BEATTY TO CHILCO



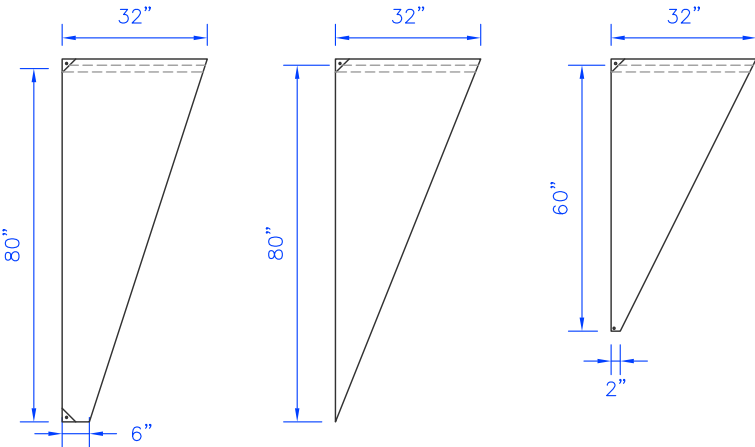
e.g. GRANVILLE MALL (DV BIA)



e.g. HASTINGS NORTH BIA

NOTES:
 1. TWO (2) BANNERS PER POLE - "HOUSE-SIDE & STREET-SIDE" (TYP.)
 2. BANNER SIZE SHALL BE RECOMMENDED AT 32" X 60" or 27 x 54" WITH NEW BRACKET HARDWARE INSTALLATION

ALTERNATE BANNER CONFIGURATION FOR SINGLE TRIANGLE BANNER AT STREET SIDE



e.g. GASTOWN BIA

BANNER ARM POLE TOP SIZE
 FOR FULL BANNERS - 72"L

BANNER ARM POLE BOTTOM SIZE
 FOR HALF BANNERS - 45"L

NO.		DATE		REVISION		DWG		DESIGN NO.		DATE		2		1.06.15		UPDATED SPECIFICATIONS		VBP		VBP			
1		6.12.14		UPDATED SPECIFICATIONS		VBP		MCM		DWG		DESIGN											
CITY OF VANCOUVER - ENGINEERING SERVICES																							
STREETS & ELECTRICAL DESIGN												CITY OF VANCOUVER						BANNER SPECIFICATIONS & CONFIGURATION					
DRAWN BY: VBP						DESIGN BY: VP/MCM						SCALE: NOT TO SCALE											
DRAWING CHECKED:						DESIGN CHECKED:						DATE: 1 JUNE 2015											
REFERENCES: B-372						SHEET 4 OF 4						DRAWING NUMBER: JJB-417											
												SHEET 4 OF 4						REVISION: 2					



H:\STREET\ACAD\DWG\BANNERS\BANNER DRAWINGS\B-300-399\B-372 6/2/2015 3:45 PM