



# Cedar Cottage Park Renewal

Consultation Summary

# Consultation Overview

## Background:

- The Vancouver Park Board is renewing Cedar Cottage Park, located at Clarke Drive and E11th Avenue in the Kensington-Cedar Cottage Neighborhood. Cedar Cottage Park is a small .47 hectare neighbourhood park built in the mid-1970's and currently features an open grass area, large trees, children's playground, two tennis courts and a picnic area.
- In recent years Cedar Cottage park users and Park Board staff have observed: aging playground equipment and safety surfacing in need of updating, uneven tennis court surfacing, a need for a universally accessible pathway to connect park features, and sight lines in of need attention.
- Responding to this, the Park Board wants to renew the playground to meet current CSA standards and replace the tennis courts with more green space or one new multi-purpose sports court.

## Consultation Overview:

- During public consultation, the community was asked to provide feedback on 2 preliminary concept plans for the Cedar Cottage Park Renewal from Nov. 21 – Dec. 5, 2017.
- A total of 126 respondents completed the questionnaire which was available in the following ways:
  - A paper version of the questionnaire, made available at an open house event that took place on Nov. 17, 2017 (see the next page for detailed summary of the event);
  - Open invitation to the general public on the project page for the Cedar Cottage Park Renewal (on [vancouver.ca](http://vancouver.ca))
  - An email invitation to Talk Vancouver members living in the FSAs close to the park –V5N and V5T.

## Who did we hear from?

- More respondents were female (59%) than male (36%).
- We heard from people across the age spectrum, but most respondents were between 30 to 49 years of age (60%) followed by 50 years of age and older (30%).
- Half of respondents had children under the age of 19 living at home.
- The majority of respondents lived on the east side of Vancouver – 42% from the Northeast and 54% from the Southeast.

# Consultation Overview



- There were two opportunities for the public to view the concepts and share their views at in-person events.
- A public open house was held on Nov 21, 2017 at Trout Lake Community, (attended by 40 people). Attendees were encouraged to note their thoughts on yellow sticks, and place dots on concept plans next to the park features they liked/disliked.
- At The Cedar Cottage Block Party on Sept. 23, 2017, there was a Park Board booth where the community could share what they liked about the park and what needed improving.



# Summary of Results



**The park is used most frequently in the spring/summer, but in the fall/winter a third still visited more than once a month. Most respondents walk to the park and frequently enjoy nature, the playground or socializing when they are there.**

- In the spring/ summer months, one third (32%) visited the park at least once a week.
- 35% report visiting the park more than once a month in the fall/winter.
- The majority of respondents travel to the park by walking (71%); the next most popular mode of travel is biking at 21%.
- Respondents are most likely to sit and enjoy nature (53%) play in the playground (49%) or socialize with others in the park (44%).

**Two concepts options were presented, and respondents found a wide variety of the features appealing, with seating and green spaces the most popular.**

- Respondents liked the informal and formal seating of Concept 1 the most (59%), followed by new playground structures and more green space. The removal of the sports courts were least appealing (39%), but 37% also said there weren't any concept features that were unappealing.
- Respondents liked the retained green spaces and trees and the new multi-use sports most in Concept 2 (59%; 53%). The least appealing feature was the location of the new playground structures near the sports courts – identified by 25% of people. An additional 37% said there weren't any concept features that were unappealing.

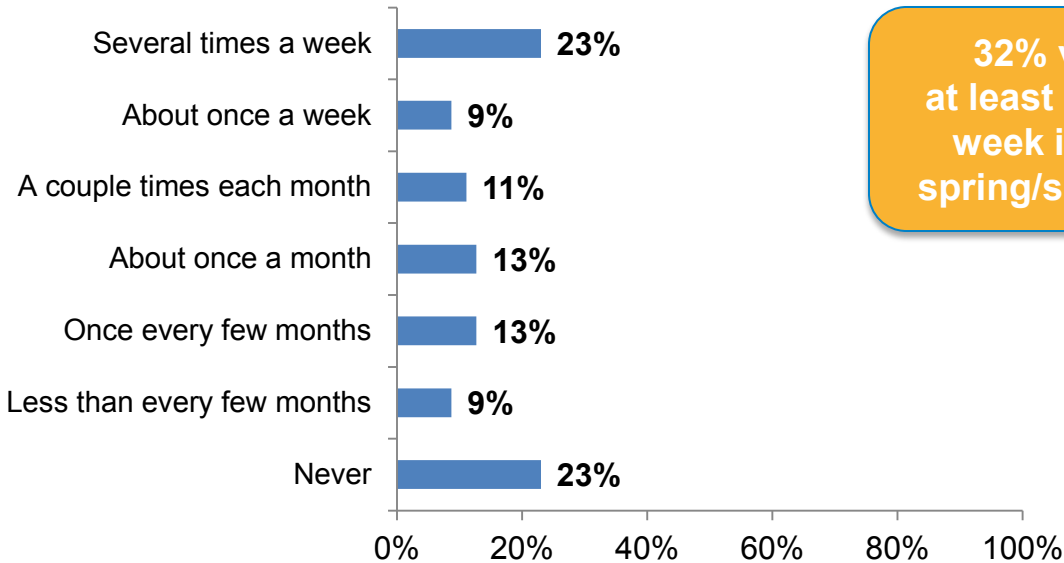
**Both concepts received a similar and positive response – approximately 2/3 of those surveyed liked each. But when they had to make a choice, half preferred Concept 2.**

- Two-thirds of respondents (66%) liked Concept 1 and 61% liked Concept 2.
- But Concept 2 was preferred by 48% and 31% preferred Concept 1.

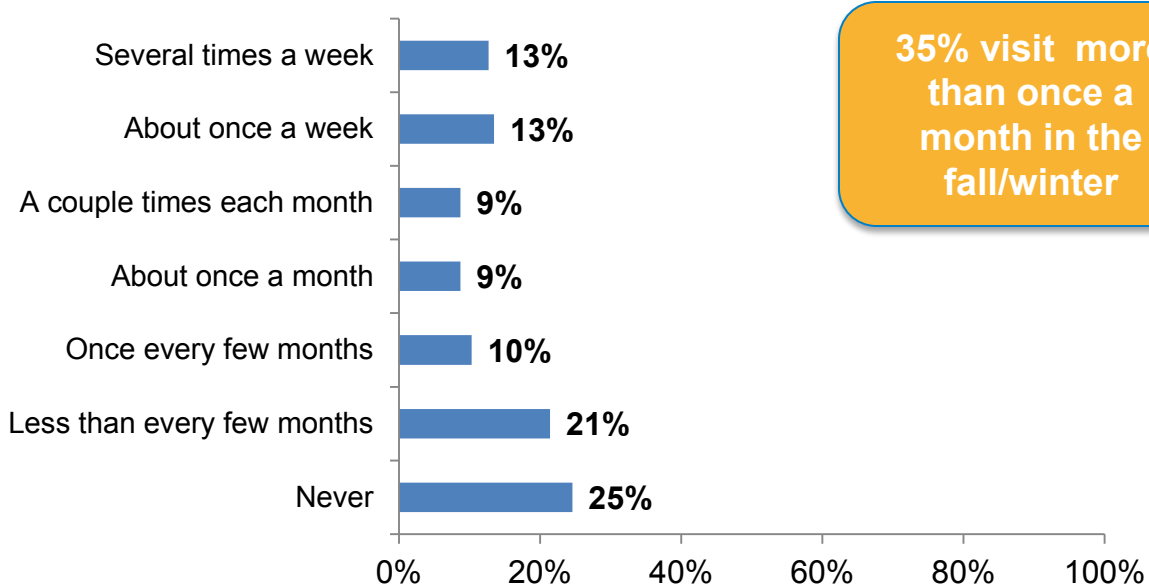
Park visits are most frequent during the spring/ summer months - one third visit the park at least once a week. But, 3 in 10 report visiting the park more than once a month in the fall/winter.



### On average, how often do you visit Cedar Cottage Park in the Spring/Summer?



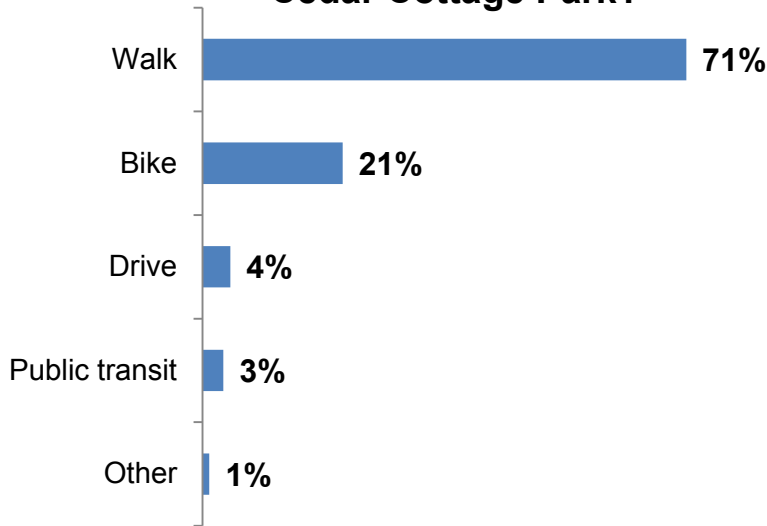
### On average, how often do you visit Cedar Cottage Park in the Fall/Winter?



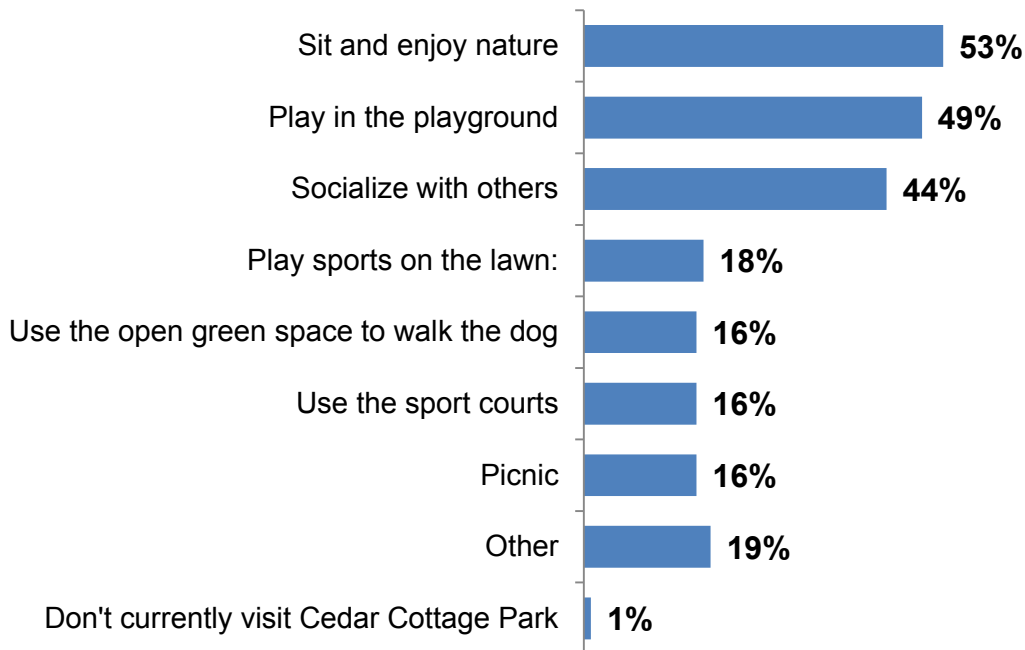
The majority of respondents travel to the park by walking (71%); the next most popular mode of travel is biking at 21%. When they arrive, they are most likely to sit and enjoy nature, play in the playground or socialize with others.



### How do you usually get to Cedar Cottage Park?



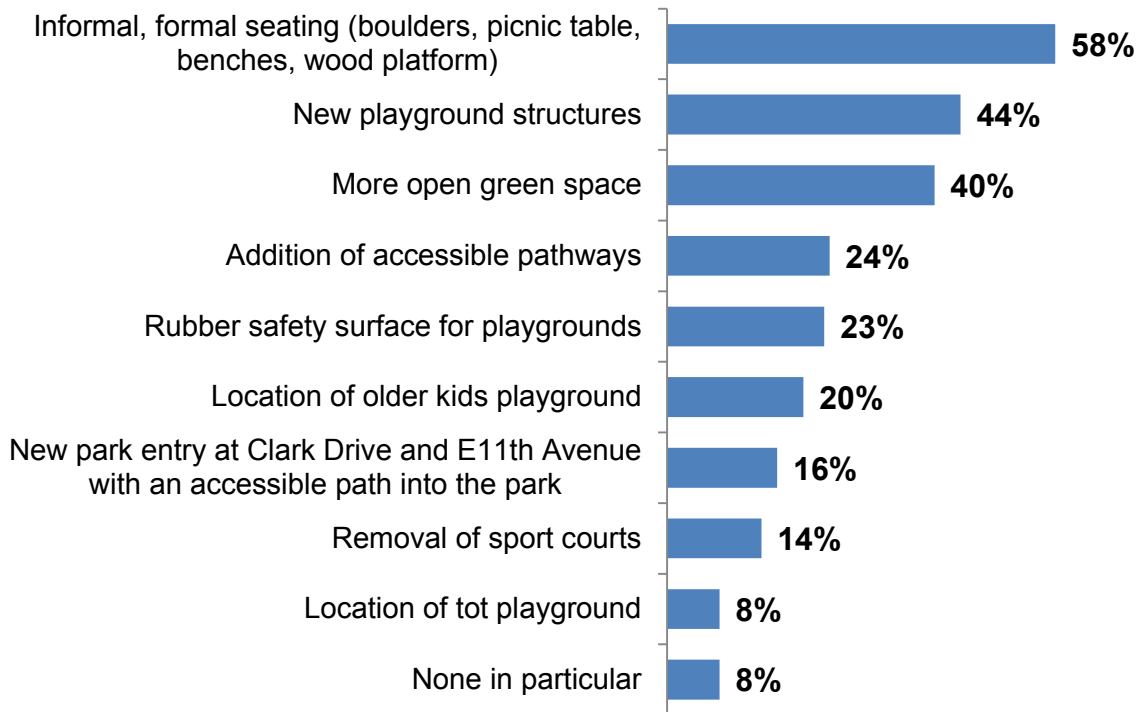
### What do you (and/or your children) do at Cedar Cottage Park?




Respondents liked the informal and formal seating of Concept 1 the most (59%), followed by new playground structures and more green space. The removal of the sports courts were least appealing (39%), but 37% also said there weren't any concept features that were unappealing.



### What features of Concept 1 are MOST appealing to you?



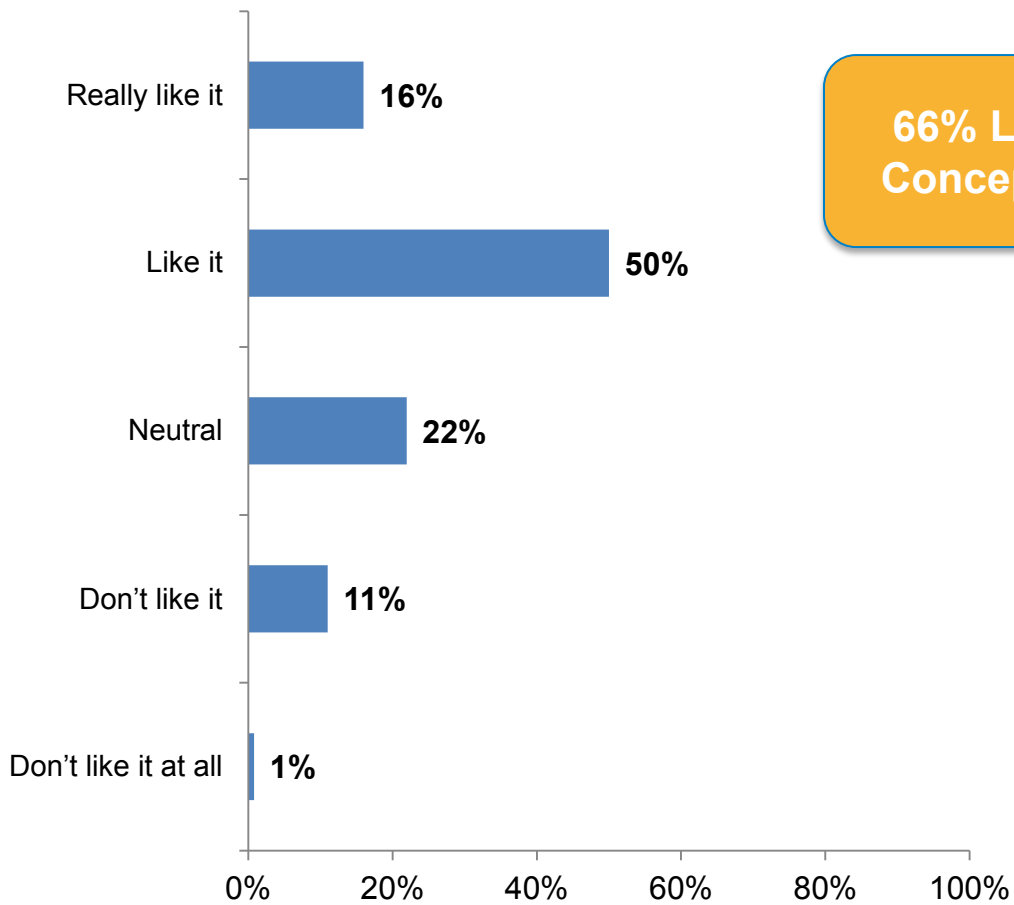
### What features of Concept 1 are LEAST appealing to you?



Overall, two-thirds of respondents (66%) liked Concept 1.



### Overall, what do you think of Concept 1?

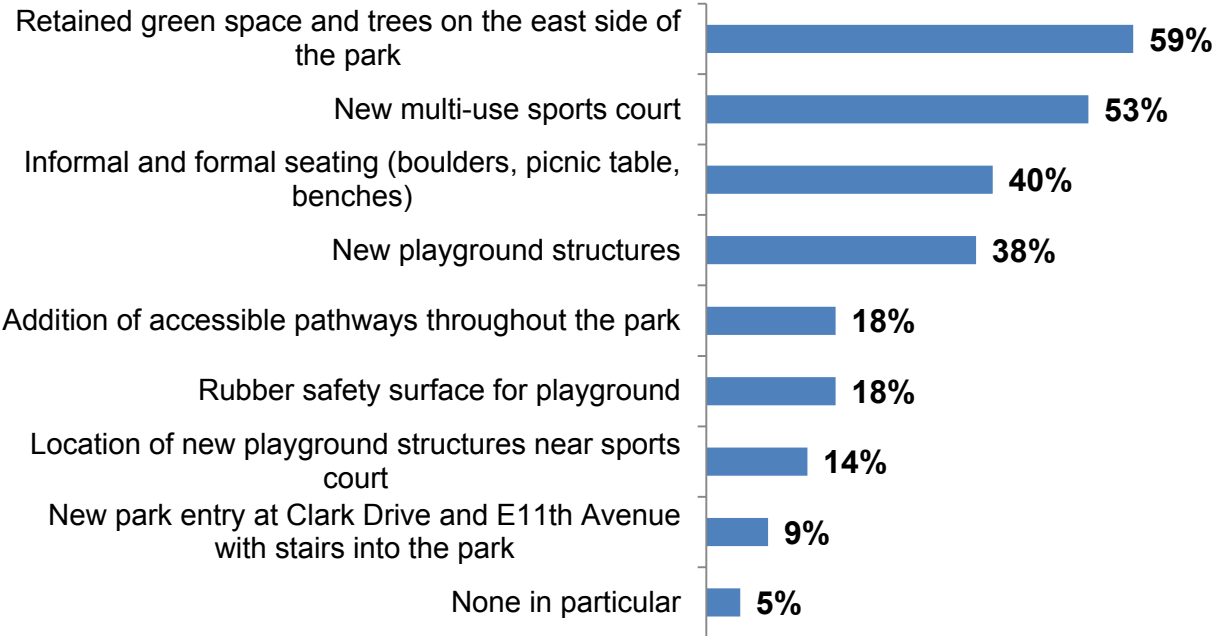




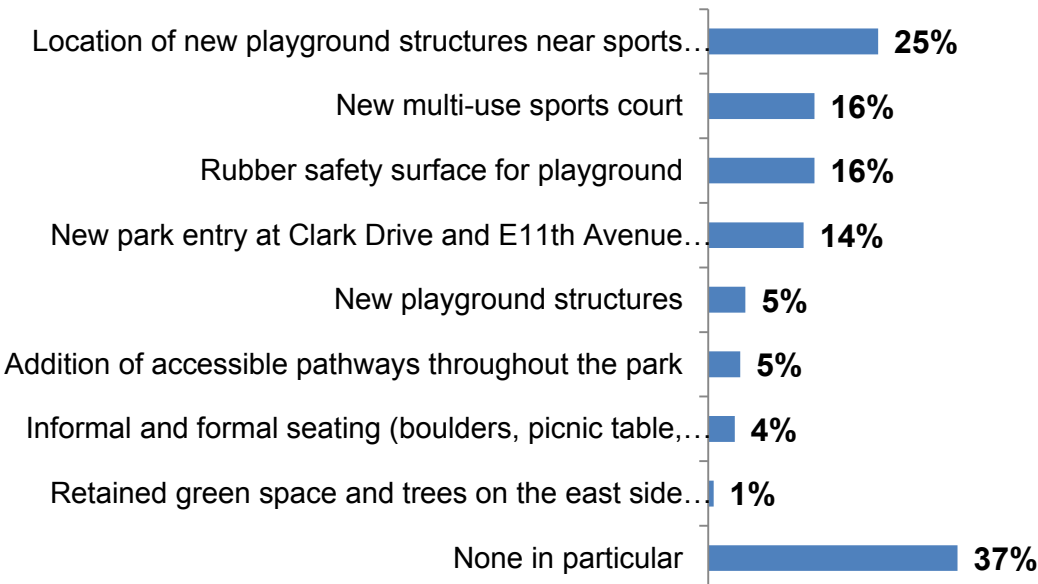
Respondents liked the retained green spaces and trees and the new multi-use sports most in Concept 2 (59%; 53%). The location of the new playground structures was least appealing, identified by 25%. Another 37% said there weren't any concept features that were unappealing.



### What features of Concept 2 are MOST appealing to you?



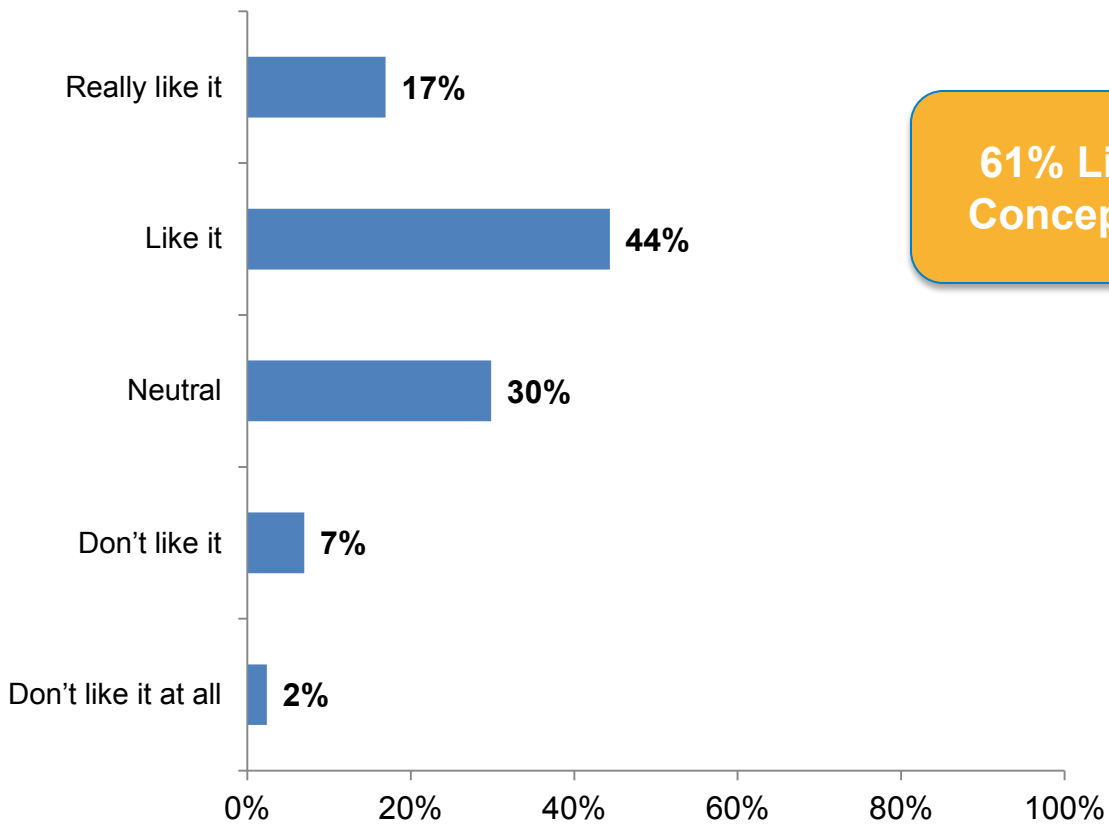
### What features of Concept 2 are MOST appealing to you?



Overall, close to two-thirds of respondents (61%) liked Concept 2.



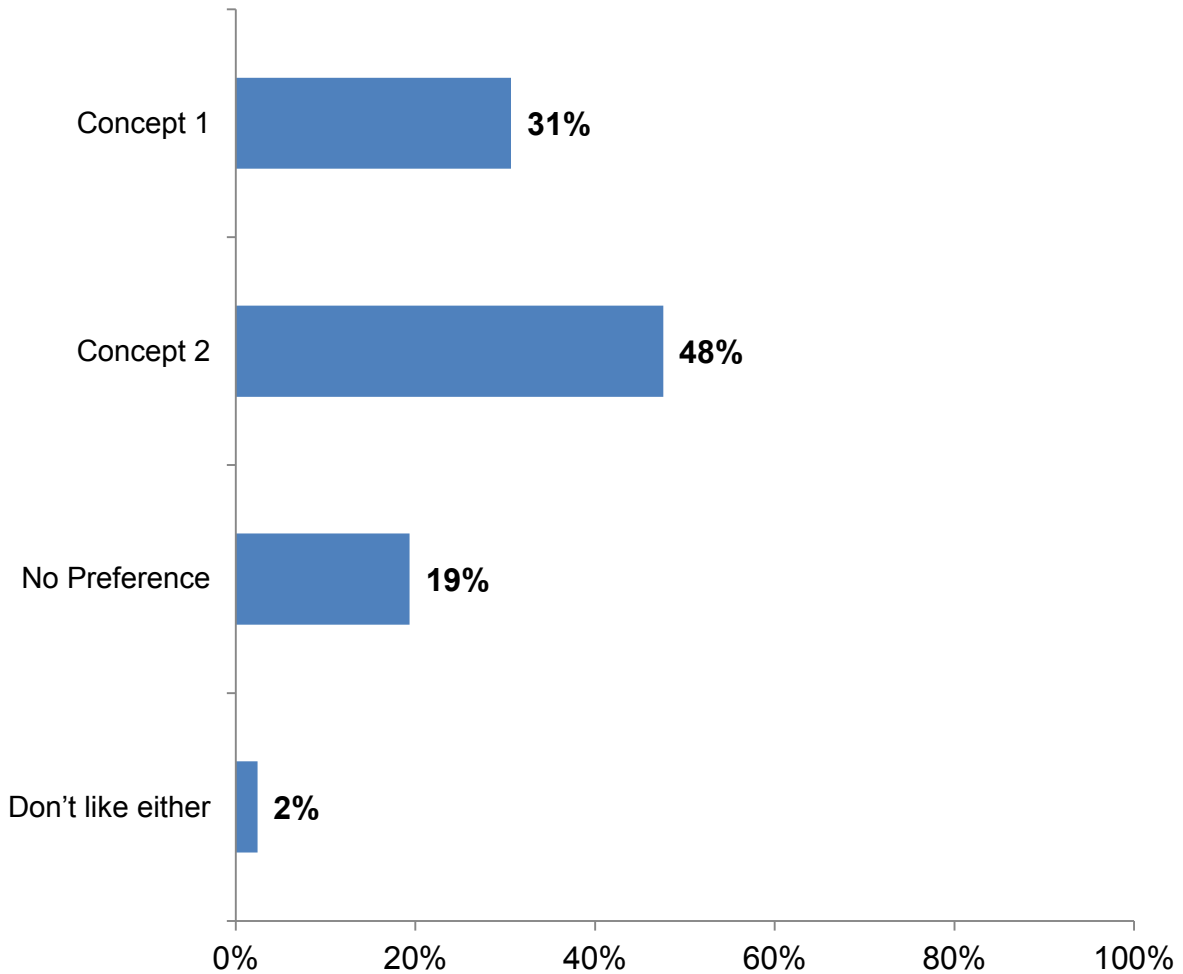
### Overall, what do you think of Concept 2?



Although respondents liked both concepts, Concept 2 was preferred by half.



### Which concept, if any do you prefer?

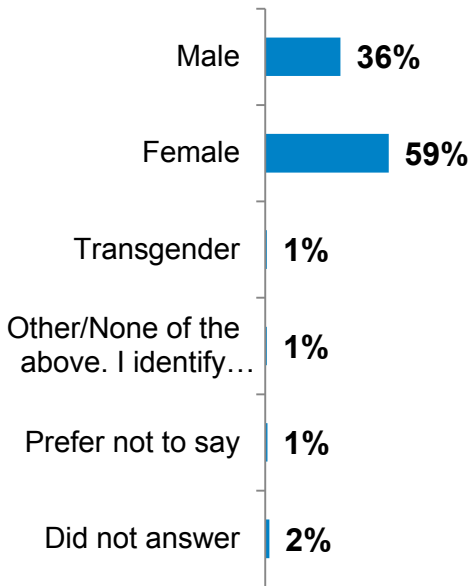




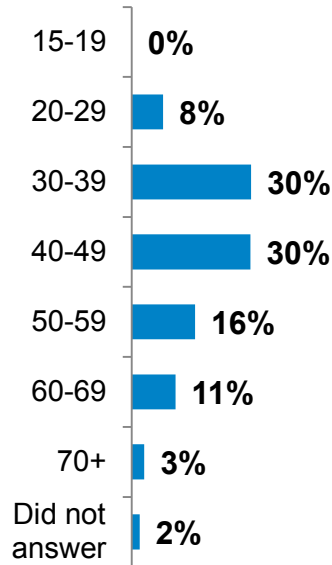
# DEMOGRAPHICS



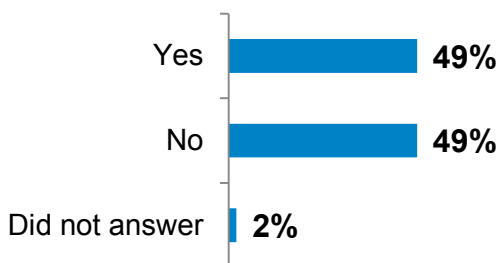
## What is your gender?



## Which of the following age groups do you belong?



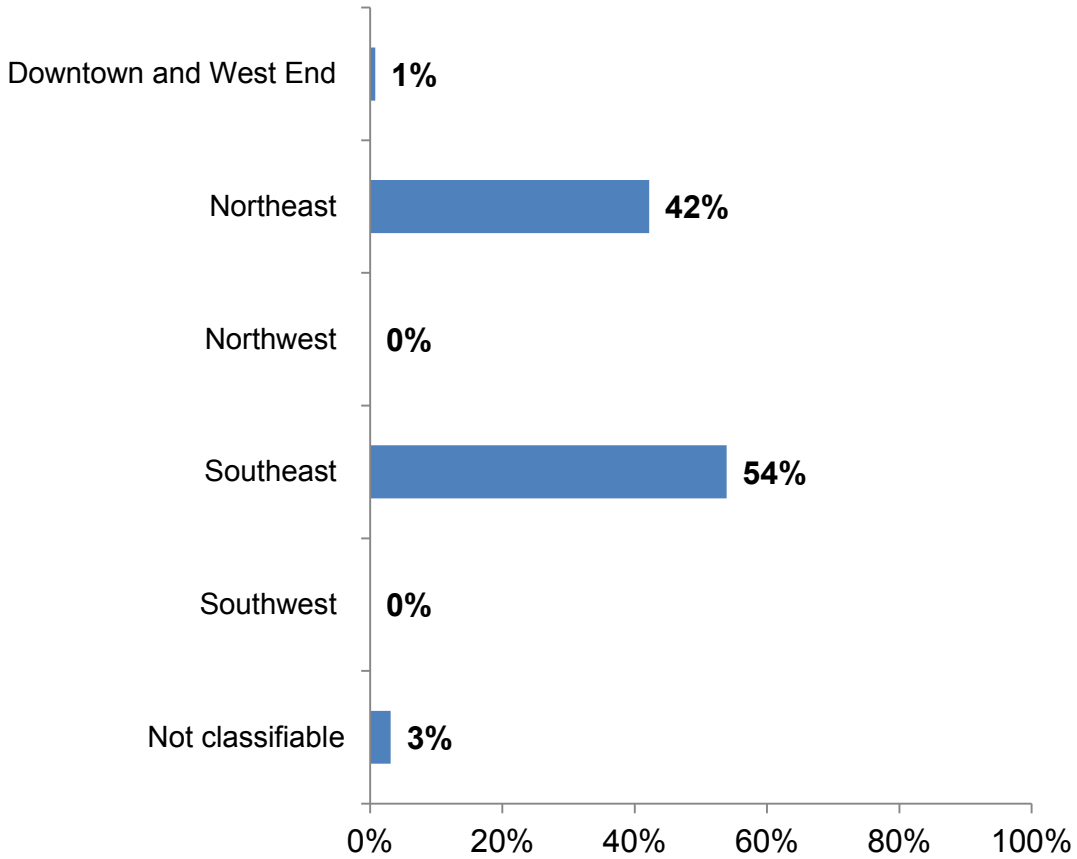
## Do you have children under the age of 19 living in your household?



The majority of respondents lived on the east side of Vancouver (east of 16<sup>th</sup> Avenue).



## Residential Zone in Vancouver



The majority of respondents heard about the survey from a Talk Vancouver email invitation.



## How did you hear about Cedar Cottage Park Upgrades Survey?

