

Curbside Patio Summer | Drawing Requirements

A simple, to-scale, dimensioned drawing of the site where the patio will be is required.

Drawings must show:

- Site plan (top view 2D). No 3D drawings.
- Proposed patio (1.8m width)
- Clearances to elements around the proposed patio such as:
 - Utility access points (minimum 0.5m)
 - Fire department connections (generally minimum 0.5m)
 - Fire hydrants (minimum 5.0m)
 - Signs and type
 - Trees/ Tree wells/ Tree grates
 - Parking meters with numbers/ Parking pay stations with numbers
 - Street lights
 - Bike racks/ Street furniture (e.g. benches, bus shelters, garbage containers, etc.)
- Building including doors
- Property lines
- An accessible seat, access ramp and unobstructed access path from sidewalk if required

See “SAMPLE SUMMER CURBSIDE PATIO SITE PLAN”

Note: Not all of the elements may apply to your site

*ALL SUBMITTED DRAWINGS MUST INCLUDE METRIC MEASUREMENTS



W 12TH AVE

ACCESSIBLE SEAT TO BE PROVIDED

1.0m RAILING

PATIO WIDTH MUST NOT EXCEED 1.8m FROM THE CURB

5.0m

IN-STREET UTILITY
MIN 0.5m

BIKE RACK
PARKING METER

SIDEWALK

ACCESS RAMP

MIN. 1.1m UNOBSTRUCTED ACCESS PATH TO PATIO FROM SIDEWALK

453

ENT
0.5m
FIRE DEPARTMENT CONNECTION

MIN 1.1m

STREET LIGHT

TREE

6.0m

PATIO MUST ALIGN WITH "NO STOPPING ANYTIME" SIGN POST

OR

IF NO SIGN, PATIO MUST PROVIDE 6.0m CLEARANCE FROM THE NEAREST EDGE OF THE SIDEWALK ON THE INTERSECTING STREET



FIRE HYDRANT

5.0m

SIDEWALK

1.0m RAILING

CURB

STORM DRAIN
0.5m

ACCESS RAMP

1.8m

PROPERTY LINE

6.0m

11.0m

0.5m

YUKON ST

PATIO MUST PROVIDE 6.0m CLEARANCE FROM STOP SIGN/ STOP BAR

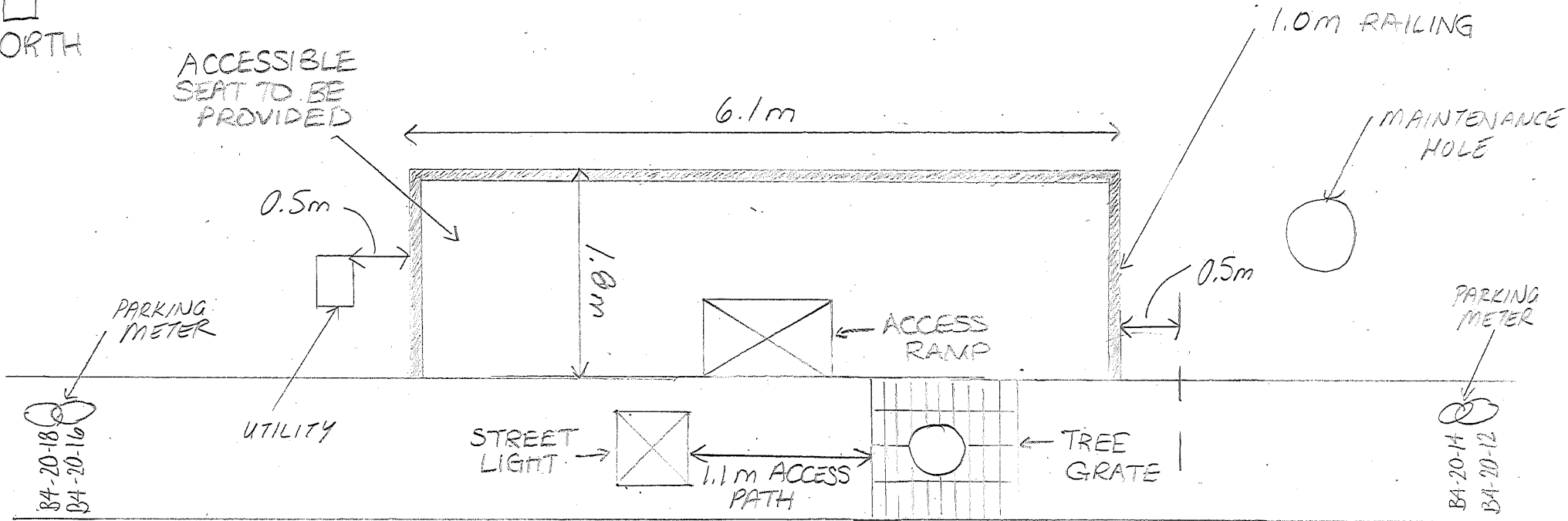
PATIO MUST BE INSTALLED 0.5m FROM PROPERTY LINE

SAMPLE SUMMER CURBSIDE PATIO SITE PLAN

SCALE 1:125

CITY HALL CAFE
ADDRESS: 453 W 12TH AVE

SAMPLE SUMMER CURBSIDE PATIO SITE PLAN



SIDEWALK

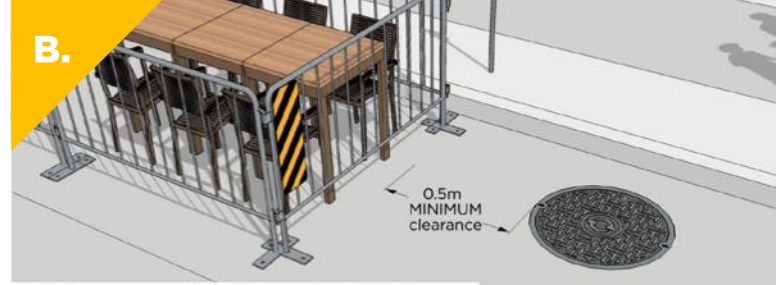

PROPERTY LINE

1234 MAIN ST.

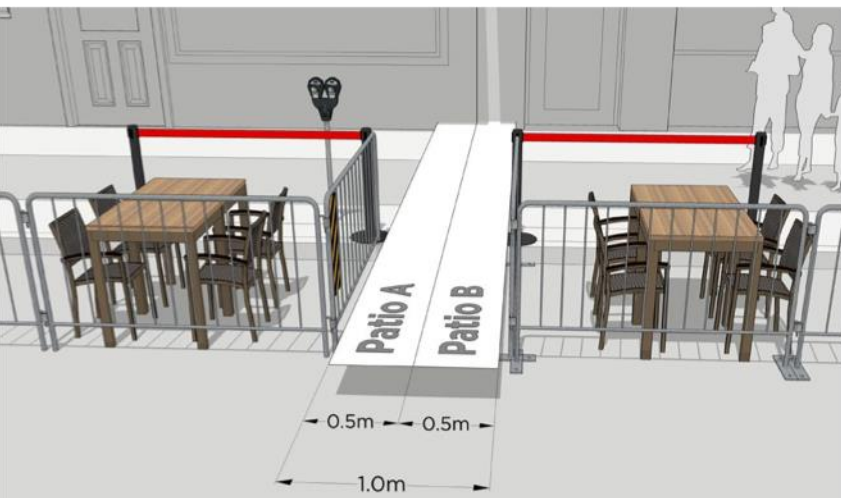
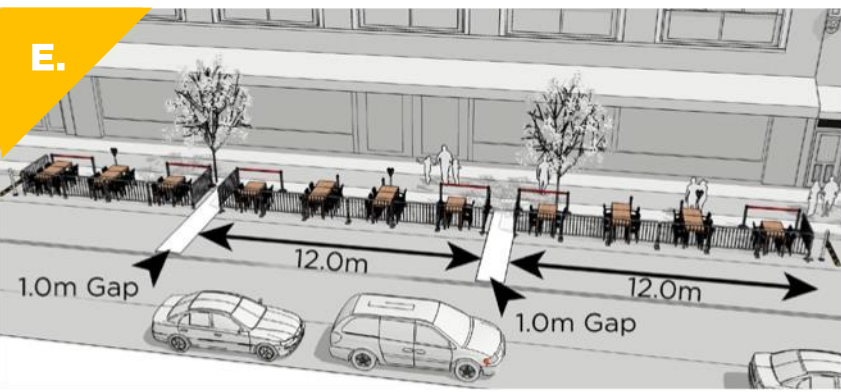
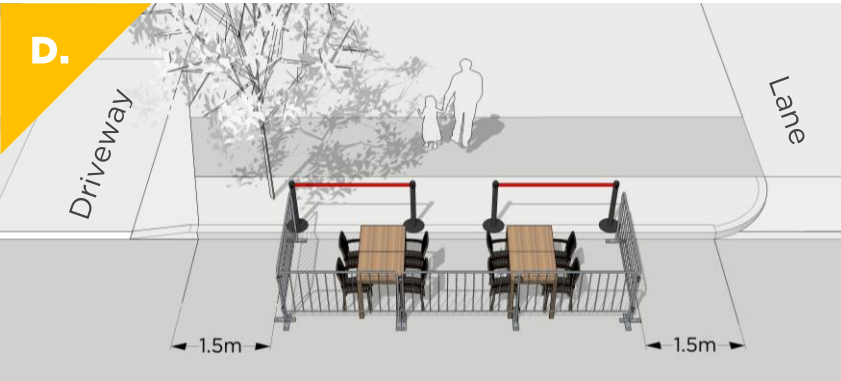
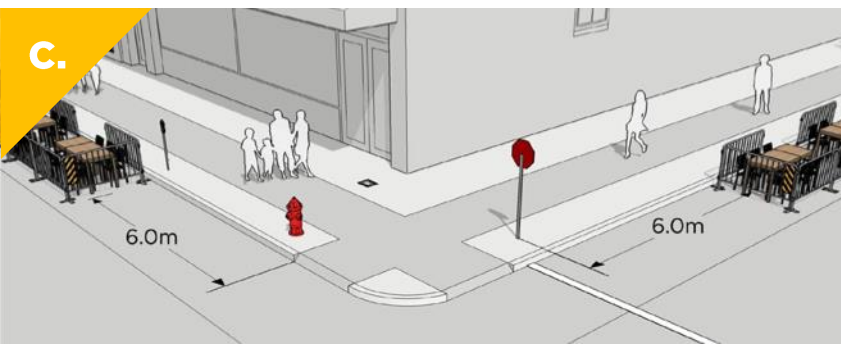
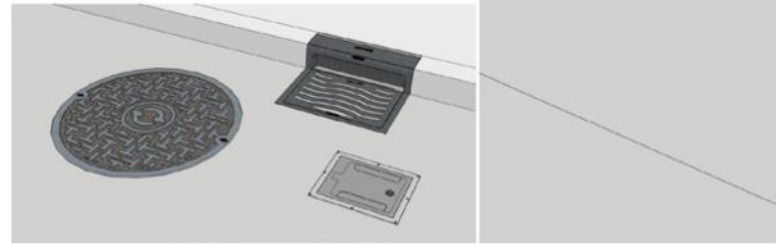
PROPERTY LINE

1236
MAIN ST.

BUSINESS NAME
1234 MAIN ST
SCALE 1:50



Other examples of utilities



Curbside Patio Requirements

See sample drawing for drawing submission requirements

- A. Perimeter of the patio must maintain at minimum 5.0m clearance from fire hydrants and a minimum 0.5m clearance from fire department connections (FDC). There may be situations where a larger clearance is required from the FDC. Staff will advise when application is reviewed.
- B. Perimeter of the patio must maintain at minimum 0.5m clearance from utilities (such as maintenance holes and storm drains).
- C. Curbside patios near corners must maintain at minimum 6.0m clearance from the edge of the sidewalk or stop sign/traffic control.
- D. Lanes, maintain minimum clearance of 1.5m measured from where the curb straightens. Driveways, maintain minimum clearance of 1.5m measured from the edge of the driveway.
- E. Curbside patio must maintain at minimum 1.0m clearance every two parking spaces (approx. 12m). A business with a curbside patio must offset the beginning and end of the patio 0.5m from the property line in order to provide 1.0m total clear space.
- F. Maximum railing height of 1.0m

Businesses must provide accessible seating on one of their patios. If you intend to have liquor service on the patio, accessible seating must be provided on at least one liquor serving patio.