

Annual GHG and Energy Limits By-Law

How to Auto-upload BC Hydro Data

March 18, 2026




Land Acknowledgement



Housekeeping Items

- Audio/Video
 - Please mute your microphone and keep your camera off
- Recording
 - We will be recording this session today and posting it to our [website resources](#)
- Q&A
 - Use **the Q&A function** to ask questions during the presentation

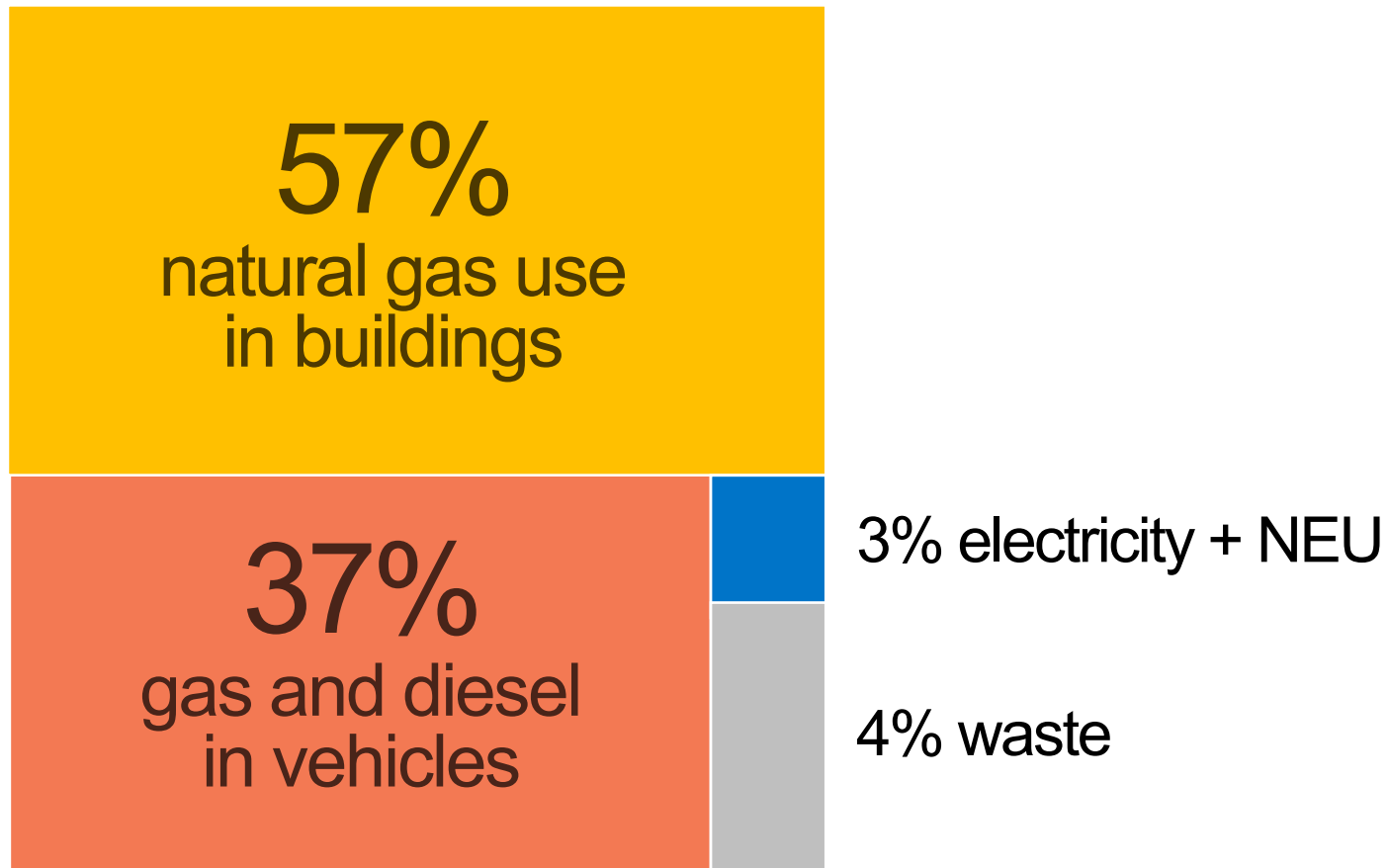


Policy Background



Background

Vancouver's Carbon Pollution



Annual GHG & Energy Limits Bylaw (No. 13472)

Establishes energy benchmarking for large commercial, multi-family, hotel buildings $\geq 50,000$ ft and at least four storeys tall.


Multi-family buildings include:

- Purpose-built rentals
- Stratas
- Non-profit housing
- Others



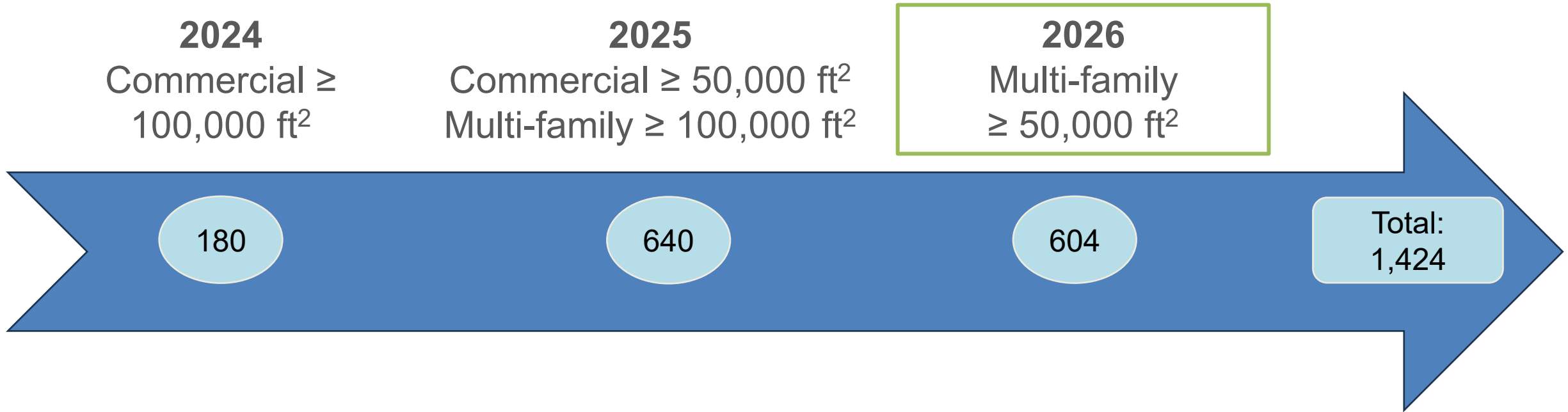
Annual Energy & Carbon Reporting

1. Measure energy use and carbon emissions
2. Compare with:
 - historical performance
 - similar buildings
 - reference standards
3. Identify areas for improvement



***"You can't manage
what you don't measure"***

Energy & Carbon Reporting Timeline



Numbers indicate additional buildings required to report each year.

Over 1,400 buildings will report in 2026.

How to Report

1

DECIDE WHO WILL SUBMIT THE REPORT

This could be the building owner, property management company, a staff member or volunteer owner (for strata buildings), or a hired third-party service provider.

2

ACCESS ENERGY STAR PORTFOLIO MANAGER (ESPM)

Log in to your existing account or create a new ESPM Account:

portfoliomanager.energystar.gov/pm/login



3

UPLOAD DATA IN ESPM

a) Building Data

For first-time reporters only:

- Use the Building Lookup Tool to find your building ID and add it to your property in ESPM:

energycarbonreport.vancouver.ca/building-lookup

- Confirm building's gross floor area using blueprints or other documents.
- Add building use type and weekly operating hours.

Returning reporters: Confirm that building information is accurate and update if needed.

b) Energy Use Data

Upload 12 months of energy use data (both common areas and tenant spaces) from the previous calendar year using utility auto-upload, manual entry, or spreadsheet.



4

CONNECT AND SHARE ESPM PROFILE WITH CITY OF VANCOUVER

For first-time reporters only:

Before **Step 5**, share your building in ESPM with the username **CityofVancouver** to ensure data access and avoid submission issues.



5

ACCESS THE BUILDING PERFORMANCE REPORTING SYSTEM (BPRS)

Log in or register for a new account in BPRS:

vancouver.ca/report-building-performance



6

COMPLETE THE GHG BY-LAW REPORTING FORM IN BPRS

a) Claim your building(s).

b) Complete **Sections 1, 2, and 4**.

Section 3 applies to office and retail buildings $\geq 100,000$ ft² only.



7

REVIEW AND SUBMIT YOUR REPORT

Submit your final report through the BPRS.

Please review compliance notifications carefully and follow up if we request any corrections or additional documents.

Retain your records for at least five years.



How-To Demo: BC Hydro



Getting and Uploading Utility Data

You can upload whole-building energy data three ways:

- Auto-upload
- Manual Entry
- Spreadsheet upload

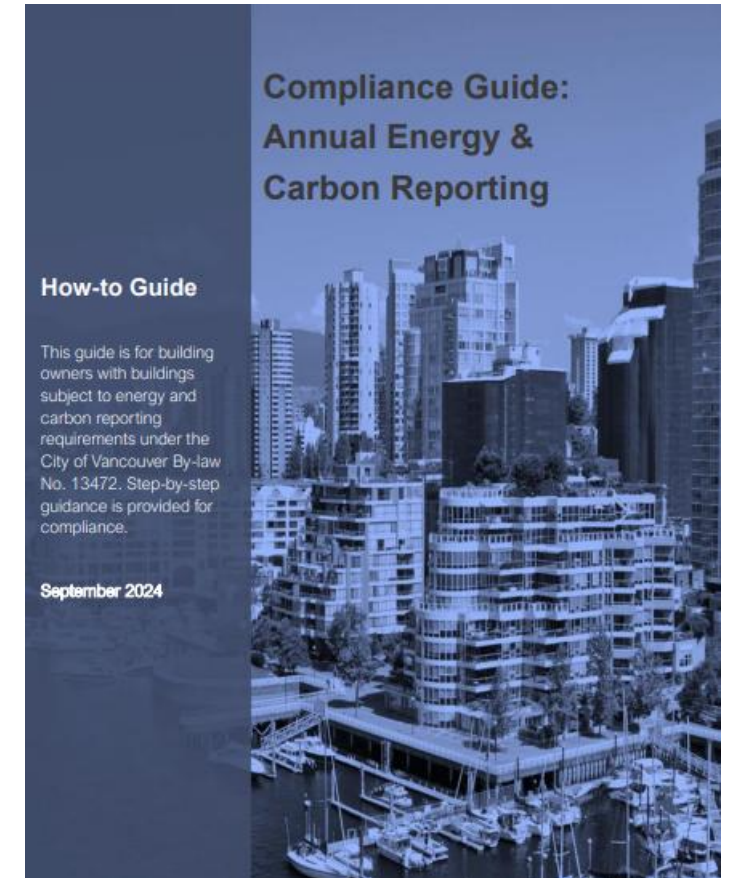
Need help? Contact your utility for auto-upload, tenant energy data acquisition, and troubleshooting questions.

UTILITY	CONTACT
BC Hydro	ecr@bchydro.com
FortisBC	commercial.energy@fortisbc.com
Creative Energy	info@creative.energy
Neighbourhood Energy Utility	neighbourhood.energy@vancouver.ca
River District Energy	service@rdenergy.ca
FortisBC Alternative Energy Services	faes@fortisbc.com

Resources

- Step by Step How-to-Guide
- How-to Videos
- FAQs
- Quick Guides
- Webinar recordings
- And more!

Visit [Energize Vancouver | City of Vancouver](https://www.vancouver.ca/energize-vancouver)



Reports are due June 1 annually

Contact us at the Energy and Carbon Help Centre:

energycarbonreport@vancouver.ca or (604) 330-3797



Scan to visit the
booking page





Q & A Period

Any questions about benchmarking, reporting, or anything else we covered today?