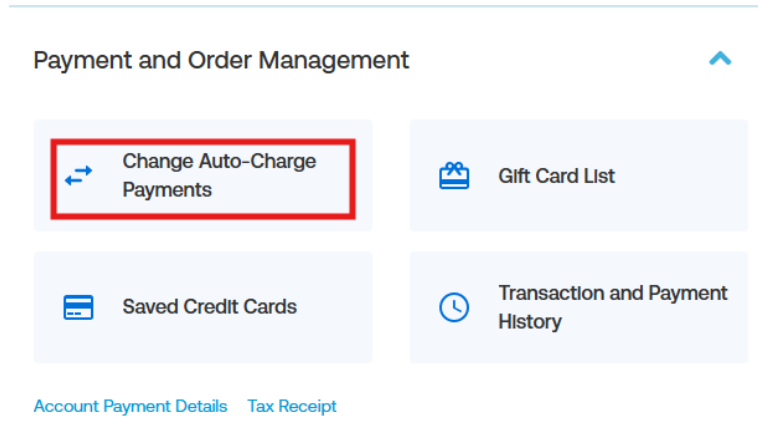



Update Payment Method

1. Log into your Vancouver Recreation online account
2. Under “Payment and Order Management” go into “Change Auto-Charge Payment”



3. Select the Auto Charge you would like to make edits to payment card



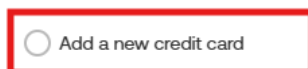
4. Click on “add a new card”

Payment information

Automatic charge method

* Required fields

Please choose a credit card.



5. Follow prompts to complete adding a new card then hit “save”

If you need assistance cancelling the auto renewal on your pass, please contact the membership team at membership@vandusen.org or call the VBGA Membership Office at 604-257-8675.