



FIELDS, COURTS & PLAYGROUNDS

Courts & Fields

Playing fields and courts in John Hendry Park are well used by a variety of groups. However, boggy sub-surface conditions contribute to instability and drainage issues at some fields, there are some conflicts with adjacent uses, and community input suggests there may be opportunities to upgrade, relocate, or change some facilities to improve function.

Play

The existing playground near the Community Centre is well used, but the play area near the South Beach is nearing its end-of-life, presenting an opportunity to re-imagine play in this area. We've also heard that play could be better integrated throughout John Hendry Park.

We've heard ideas for enhancing play in John Hendry Park and now we'd like to explore emerging directions with you to identify viable opportunities and understand issues we'll need to consider as we move forward.

John Hendry Park is a place for play! What big moves should we consider to make it even better!





EXISTING FIELDS, COURTS, AND PLAY AREAS

1A NORTHWEST SOFTBALL FIELD

Typical Users: recreational softball

Frequency of Use: Moderate (spring - summer)

Previously Identified Issues:

- » Uneven field surface
- » Size is limited by adjacent trees and lane

1B NORTHWEST MINI SOCCER FIELD

Typical Users: soccer, ultimate frisbee, yoga, quidditch, kids camps, events, casual sports

Frequency of Use: High (fall) Moderate (spring)

Previously Identified Issues:

- » Wet conditions at certain times
- » Uneven field surface
- » Trees limit the field size and level of play
- » Damage from dogs (e.g., holes, dog waste)

2 ALL WEATHER FIELD

Typical Users: soccer, rugby, softball, events

Frequency of Use: High (year-round except summer)

Previously Identified Issues:

- » Conflict with balls entering the parking lot
- » Conflict with proximity to walking path
- » Dusty in summer
- » Lack of shade
- » Uneven and sloping surface
- » Small size

3 SOUTHWEST SOFTBALL FIELD

Typical Users: recreational softball

Frequency of Use: Low (spring - summer)

Previously Identified Issues:

- » Overall poor condition
- » Uneven field surface
- » Insufficient size (too short, small backstop)

4 LITTLE LEAGUE BASEBALL FIELDS

Typical Users: baseball (Trout Lake Little League)

Frequency of Use: High (spring - summer)

Previously Identified Issues:

- » Some uneven field surfaces
- » South field in lesser condition than others
- » Some deteriorating fencing / backstops

5 NORTHEAST FIELD

Typical Users: rugby, ultimate frisbee, grass volleyball, gaelic football, soccer

Frequency of Use: Moderate (year-round)

Previously Identified Issues:

- » Poor drainage makes the field unusable during certain times
- » Uneven field surface

6 SPORTS COURTS (TENNIS & MULTI-SPORT)

Typical Users: tennis, basketball, community centre programming

Frequency of Use: Moderate (year-round)

Previously Identified Issues:

- » Courts are frequently used and in good condition
- » Some concerns about lack of eyes on the area

7A COMMUNITY CENTRE PLAYGROUND

Typical Users: Families, children (range of ages)

Frequency of Use: High (year-round)

Previously Identified Issues:

- » Playground is a high use area, especially on weekends. Potential to expand play opportunities in other park areas
- » Water play element is well-used but can present a maintenance concern

7B SOUTH BEACH PLAYGROUND

Typical Users: Families, children (range of ages)

Frequency of Use: Moderate (year-round)

Previously Identified Issues:

- » Play structures are reaching end-of-life, contributing to safety concerns
- » Access to play in close proximity to the picnic shelter and South Beach area is desirable

JOHN HENDRY PARK MASTER PLAN

WORKSHOP

LET'S PLAY!





WHAT WE HAVE HEARD SO FAR

FIELDS

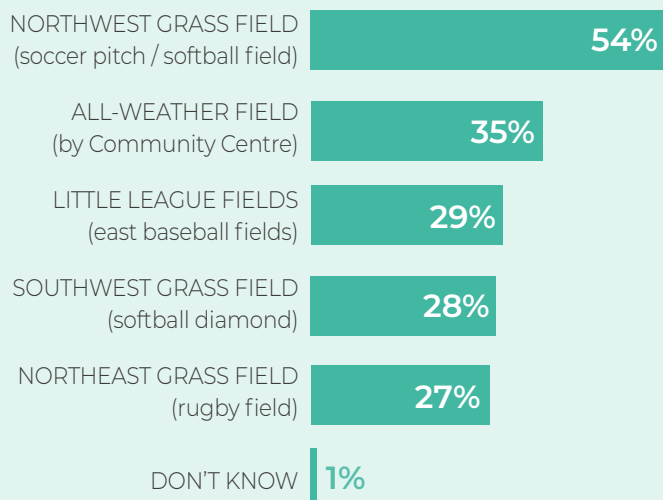
During the Open House on October 5th, participants were asked to provide what was “top of mind” regarding playing field improvements in the park. The following ideas were commonly mentioned:

- » Organized field sports bring a positive community atmosphere to the park and benefit participants of all ages.
- » Field upgrades are warranted in several locations, and should prioritize drainage improvements and providing more even surfaces to support use in all seasons.
- » General support to upgrade / provide more washroom and changeroom facilities.



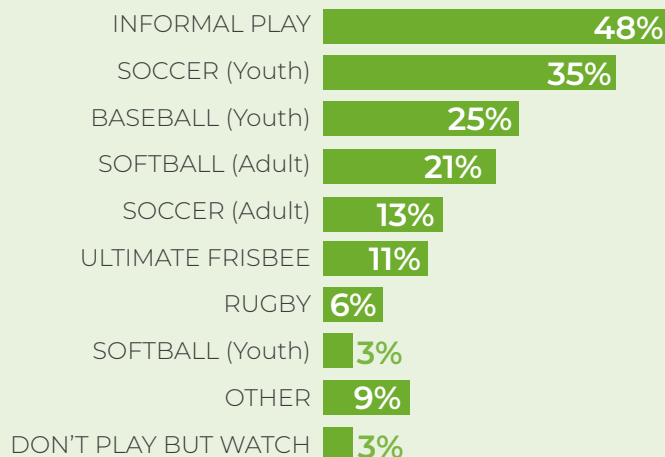
FIELD USE

In the survey, field users described using the following fields most frequently in John Hendry Park:



FIELD ACTIVITIES

In the survey, field users described engaging in the following field activities most frequently in John Hendry Park:



JOHN HENDRY PARK MASTER PLAN

WORKSHOP

LET'S PLAY!



PLAY

During the Open House on October 5th, participants were asked about how the playground and surrounding area at the South Beach Area could be improved:

- » There was support for upgrades to the South Beach Area, including new play opportunities.
- » People liked the idea of incorporating water play elements for kids (in addition to swimming access in Trout Lake).
- » An enhanced South Beach Area that includes an upgraded washroom and concession building, improved beach area, and upgraded play is supported.



PLAY AREAS

There was community support for improving the South Beach play area both at the Open House and in the online survey. When asked to rank a list of possible elements for the play area in terms of importance from most (1) to least (4), survey participants ranked elements as follows:

- 1 Nature play elements (e.g. boulders, logs, forts, etc.)
- 2 Smaller hands-on water play elements (e.g. small river channel, interactive water pump)
- 3 Conventional playground equipment and structures (e.g. climbers, swings, slides etc.)
- 4 Spray Park

PLAY AREA CHARACTER

The top 3 images selected by participants when asked what inspired them most for the South Beach play area. Participants exhibited a strong preference for integration of nature-play or play areas that are natural in character.





DESIGN GROUND RULES

Setting ground rules helps to provide a framework for considering improvements so that they are grounded in reality and responsive to the overall vision for John Hendry Park. Please reflect on the following ground rules when imagining improvements for fields, courts, and play.



RESPECT & COMPLEMENT ADJACENT PARK USES

We have heard from the community that there are many things people love about John Hendry Park. When considering field, court, and play improvements, locations must complement and respect existing and future park uses.



PREPARE FOR GROWING DEMAND

As neighbourhoods around John Hendry Park continue to grow and densify, field and play spaces should evolve to support increasing demand without compromising quality.



CONSIDER PARKING

Changes to fields, courts, and play can affect where and how people park. If improvements are planned or amenities are added, complementary parking changes will also need to be considered.



PRIORITIZE ACCESSIBILITY

When planning for field or play upgrades, consideration should be given to prioritize solutions that provide universal accessibility and spaces for all to enjoy.



ENCOURAGE MULTI-PURPOSE PROGRAMMING

From baseball, to gaelic football, to special events, the groups that use fields and courts in John Hendry Park are diverse. Improvements that support multi-use functions are a priority.



THINK NATURAL

Natural areas are highly valued within John Hendry Park. The public has shown a desire to maintain the park's character by protecting existing natural areas and integrating play that supports a more nature-based experience.



CONSIDER TERRAIN & EXISTING FEATURES

Fields are flat! This means some of the hillier parts of the park may not work as well for field uses. There are also existing trails, trees, and amenities to factor in when considering big changes.



DISCUSSION QUESTIONS

The following questions will be used to help guide discussions. Consider your responses and listen to others to understand their values.

1. What do you value most about sports and play features in John Hendry Park?
2. What are the main issues or challenges you currently experience when using existing fields, courts, or play areas in John Hendry Park?
3. What would you most like to see when it comes to improving fields, courts and play areas within the park?
4. Where do you think fields, courts, or play amenities would best fit in the park? Are there opportunities to relocate some elements to improve park layout?
5. There has been mixed feedback about the existing all-weather field next to the community centre. It is valued for providing all-season access for sports and activities, but people also have identified concerns about location (proximity to parking and trails) and function (small size and dust). Do you have suggestions related to:
 - » The location of the field?
 - » Consideration for future conversion to another surface or use?

OPTIONAL QUESTIONS AS TIME ALLOWS:

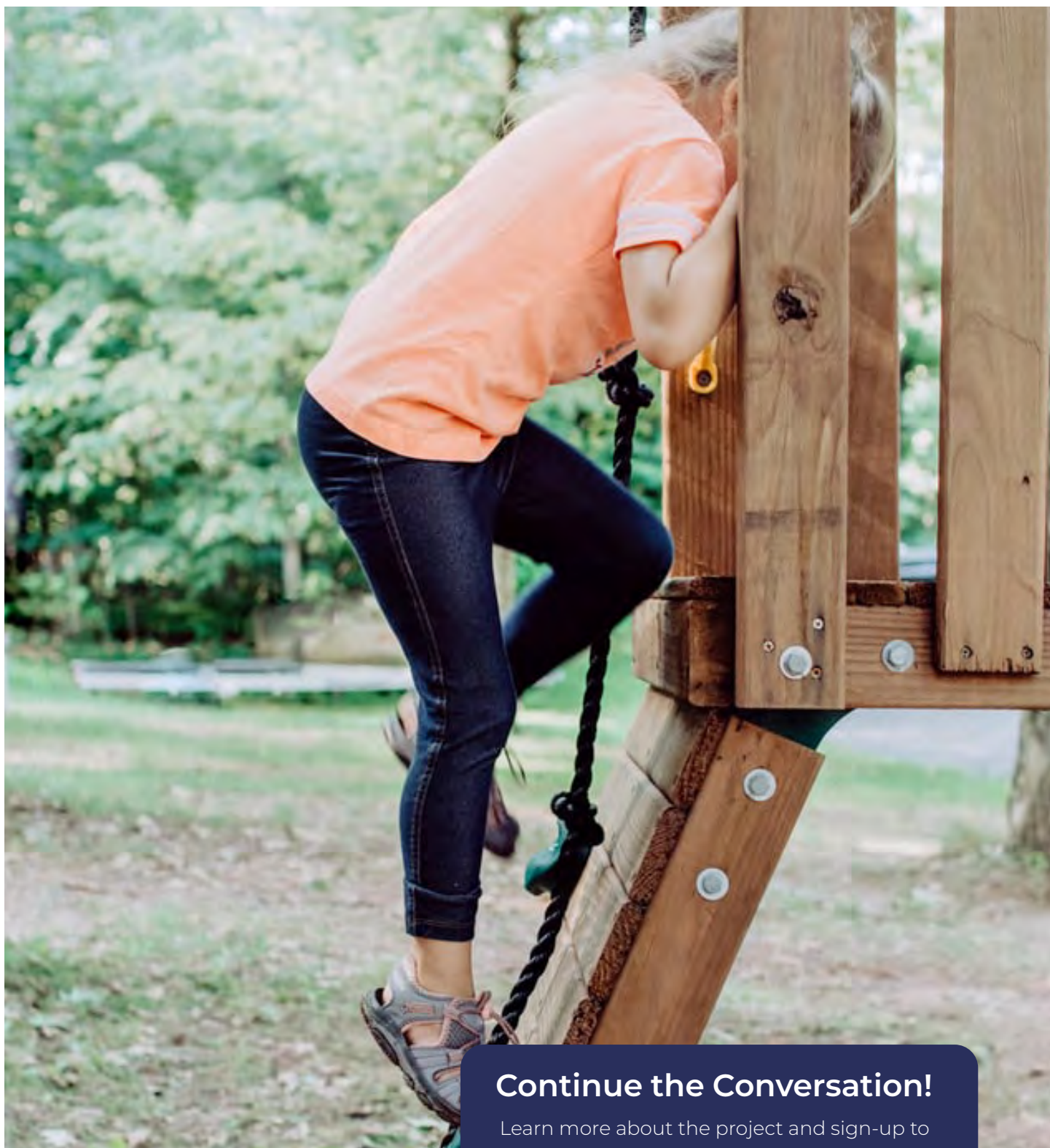
6. Recognizing that the neighbourhoods around John Hendry Park will grow over the coming years and space in the park is limited, do you have ideas for accommodating additional users within the existing fields, courts and play? For example, adding lighting to key fields to extend playing time, transitioning some fields to some type of synthetic turf for year-round play, adjusting field play areas to incorporate more uses, or other ideas?
7. We heard strong support in the survey and open house for adding nature play elements in the park, such as boulders, logs, forts, and more. Would you support this direction, and is there anything specific along these lines you'd like to see?
8. A key priority going forward will be development of a new structure to replace the aging concession stand and washroom building. Do you have any suggestions for this new facility?



JOHN HENDRY PARK MASTER PLAN

WORKSHOP

LET'S PLAY!



Continue the Conversation!

Learn more about the project and sign-up to
receive notifications about next steps at:

vancouver.ca/johnhendry