



# Pandora Park and Sports Court Upgrades

Consultation Summary – Fall 2017

# Consultation Overview

## Background:

- The Vancouver Park Board is renewing the west side of Pandora Park, located in Grandview Woodlands. Over the past several years the Park Board has been engaging with the community and prioritizing needed upgrades to the park.
- The Park Board is focusing now on sports court upgrades and improvements needed on the west side of the park. Three preliminary concept plans were prepared for public review. The park improvements ensure the retention of existing trees and propose removal of 2 of the 4 existing tennis courts to: increase green space, improve pedestrian circulation in the park, and replace the basketball court.

## Consultation Overview:

- From September 24 - October 9, 2017, the community was asked to provide feedback on the 3 preliminary concept plans for the Pandora Park and Sports Court Upgrades
- A total of 199 respondents completed the questionnaire which was available in the following ways:
  - A paper version of the questionnaire was made available at an open house event that took place on Sept. 24, 2017 (see the next page for detailed summary of the event);
  - Open invitation to the general public on the project page for the Pandora Park and Sports Court Upgrade (on [vancouver.ca](http://vancouver.ca))
  - An email invitation to Talk Vancouver members living in the FSAs close to the park – V5L and V5K.


## Who did we hear from?

- More respondents were female (62%) than male (35%).
- We heard from people across the age spectrum, but most respondents were between 30 to 49 years of age (67%) and a quarter were 50 years of age and older (25%).
- 42% of respondents have children under the age of 18 living at home.
- The vast majority of respondents live in the northeast region of Vancouver (92%).

# Consultation Overview



- There were two opportunities for the public to view the concepts and participate at in-person events.
- A public open house was held on Sept. 24, 2017 at the Pandora Park Fall Fair in the park – 120 people attended the open house.
- On January 18, 2018, 12 youth participated in a park design workshop at the Raycam Community Centre.
- At all events attendees were encouraged to share their thoughts on yellow sticky notes, and place sticky dots on concept plans next to the park features they liked/disliked.



# Summary of Results



**The park is used most frequently in the spring/summer, but in the fall/winter park use is still significant. Most respondents walk to the park and frequently walk through the park to reach other places, sit and enjoy nature or socialize.**

- Almost 70% of respondents visit the park once a week or more in the spring/summer. In the fall/winter just over half (55%) visit the park once a week or more.
- The vast majority of respondents travel to the park by walking (79%);
- The most popular activities people at the park: walking through the park to reach other places (63%), sitting and enjoying nature (59%) and socializing with others (51%).

**On average, two-thirds of respondents liked the key changes proposed for the park related to: a designated off leash dog area, expansion of the community garden and removal of tennis courts.**

- A designated off-leash area on the west side of the park was liked by 61%
- A expansion of the community garden was liked by 62%
- Removing 2 of the 4 tennis courts (for more park functionality) was liked by 73%

**Three concepts options were presented, and respondents found a wide variety of the features appealing, with seating and green spaces the most popular.**

- **For Concept 1:** Respondents found the seating area and picnic tables the most appealing feature (45%), followed by the preserved green space (40%), the location of the sports courts (39%) and the location of the off leash dog area (37%).
- **For Concept 2:** Respondents found the seating area and picnic tables in Concept 2 the most appealing feature (42%), followed closely by the new green space (40%), and location of the off leash dog area (39%).
- **For Concept 3:** The seating area and picnic tables and preserved green space were seen as the most appealing features (32% each). Next were the new pedestrian paths (26%), new green space (24%), and the location of the sports court (23%).

# Summary of Results cont'd.



**Similar positive reactions were received to the proposed location of a designated off-leash dog area shown in Concept 1 (southwest side of park) and Concept 2 (northwest side of park).**

- 59% liked Concept 1's location in the southwest portion of the park near the community garden
- 50% liked Concept 2's location in the northwest portion of the park.
- Between 22% and 32% did not like the locations proposed in Concept 1 and Concept 2; but it is not clear if this was dislike of the locations specifically, vs. dislike of an off-leash dog area in general.

**Overall reactions to the concepts were most positive for Concept 1, followed by more mixed reactions to Concepts 2 and 3.**

- Close to three-quarters (72%) of respondents liked Concept 1
- 50% of respondents liked Concept 2 and 29% disliked it
- 40% of respondents liked Concept 3 and 39% disliked it

**Similarly, when asked to consider all 3 concepts together, and choose the one they preferred, respondents were relatively more likely to prefer Concept 1.**

- 38% preferred Concept 1
- 27% preferred Concept 2
- 25% preferred Concept 3
- 5% had no preference, and 5% did not like any of the concepts

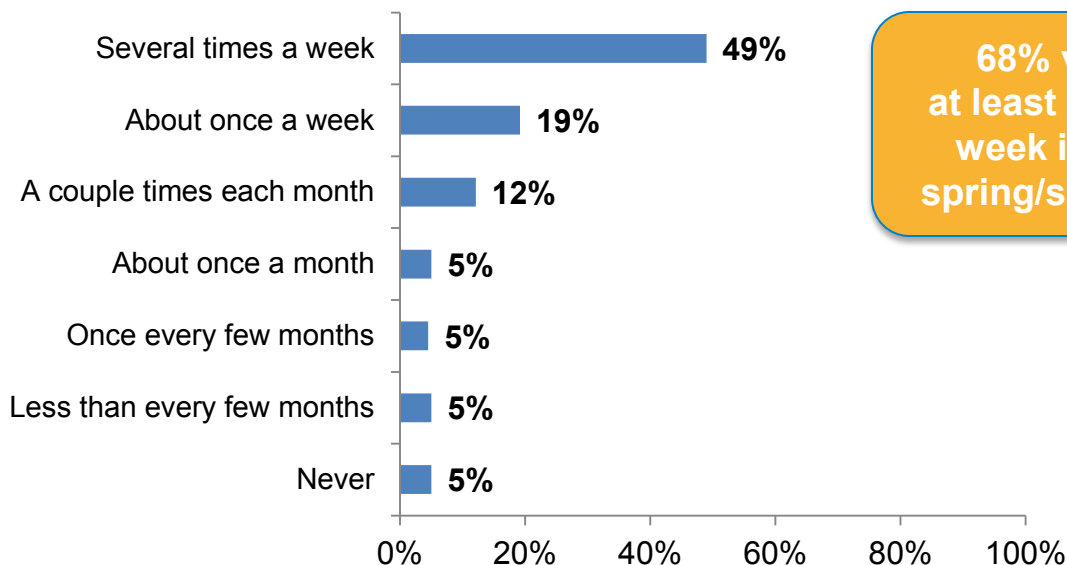
**All together, the concept results suggest:**

- Features related to seating and green space are particularly important to respondents;
- The location of the dog off-leash area could be acceptable either in the northwest or south-west portion of the park, but a small minority may be opposed to those locations or dog-off leash areas in general.
- All concepts had features that appealed to respondents. The design of Concept 1 was generally well-liked while Concept 3's design received the most mixed response.

Park visits are most frequent during the spring/ summer months – almost 70% of respondents used the park once a week or more. In the fall/winter use is still high, with just over half visiting the park once a week or more.

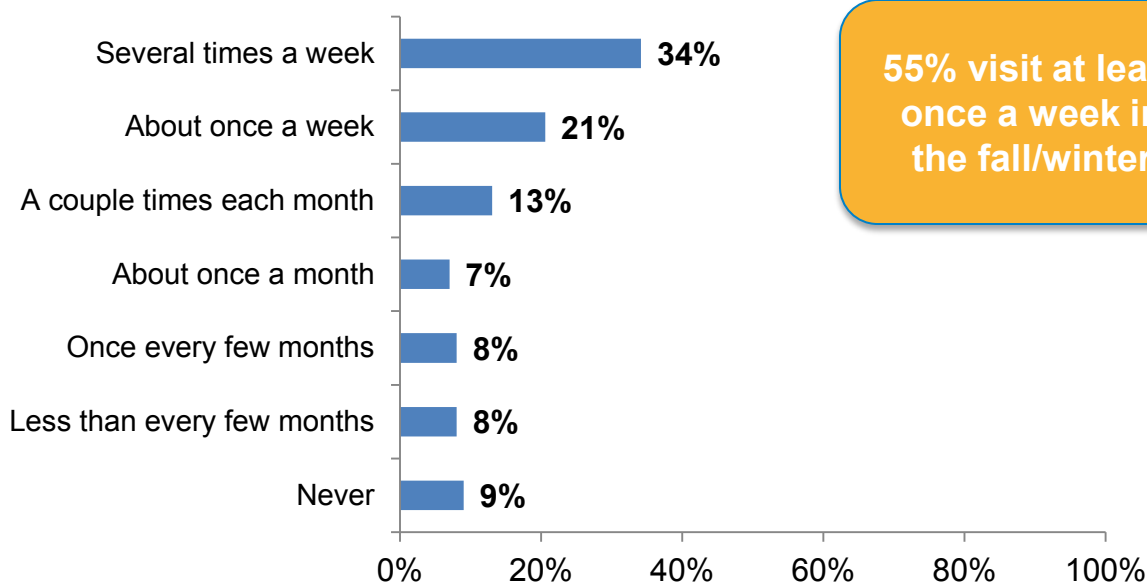


**On average, how often do you visit Pandora Park in the Spring/Summer?**



**68% visit at least once a week in the spring/summer**

**On average, how often do you visit Pandora Park in the Fall/Winter?**



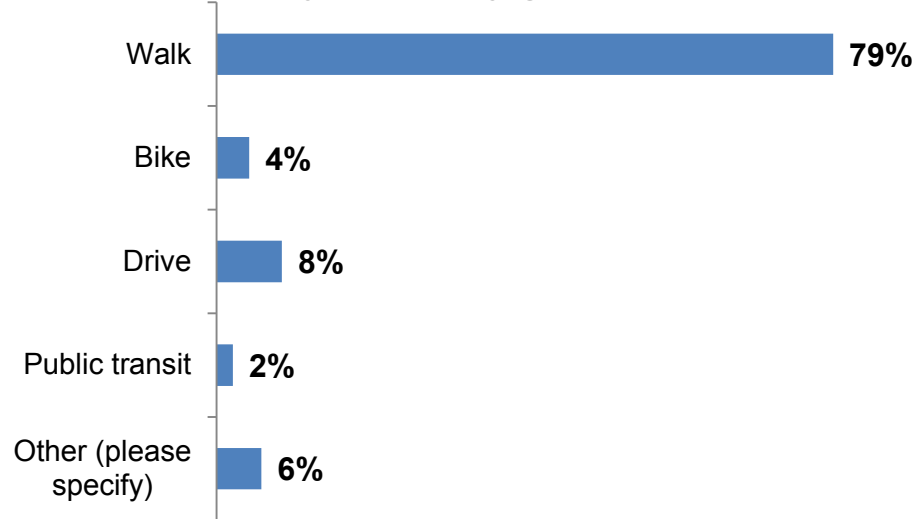
**55% visit at least once a week in the fall/winter**



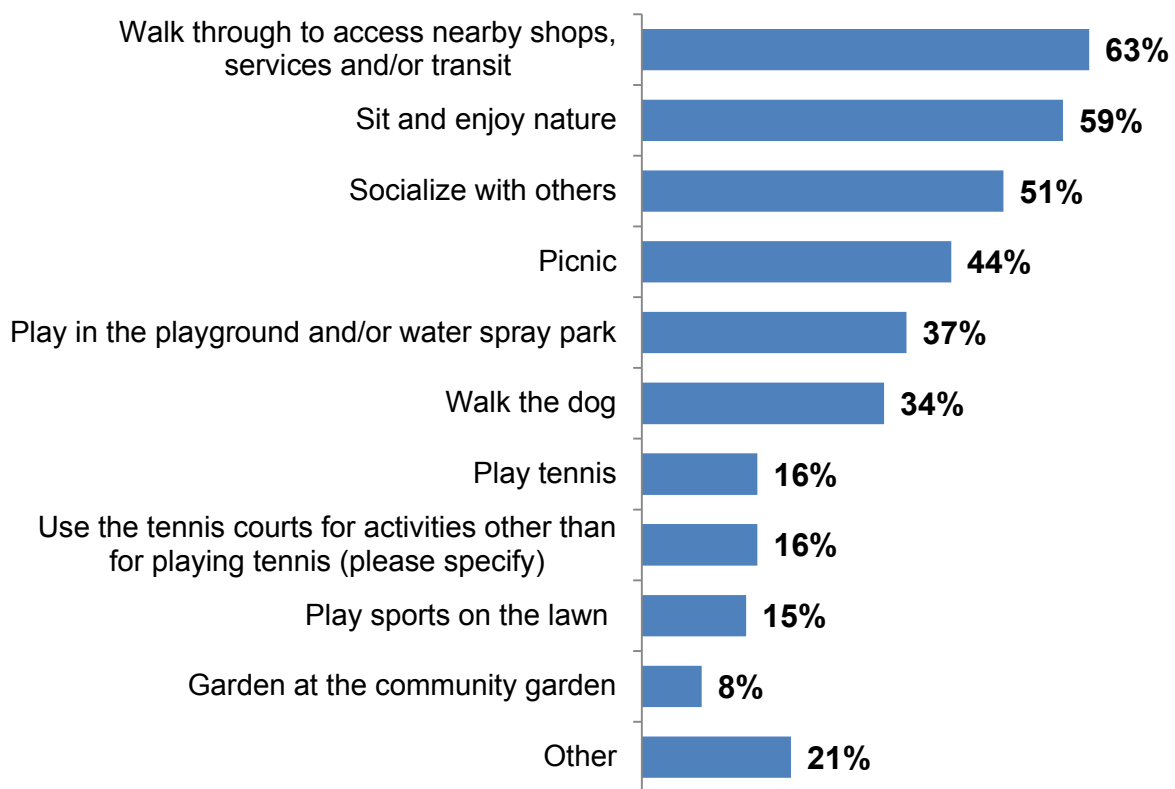
The vast majority of respondents travel to the park by walking (79%); Respondents most commonly walk through the park to reach other places, sit and enjoy nature or socialize with others.



**How do you usually get to Pandora Park?**



**What do you (and/or your children) do at Pandora Park?**

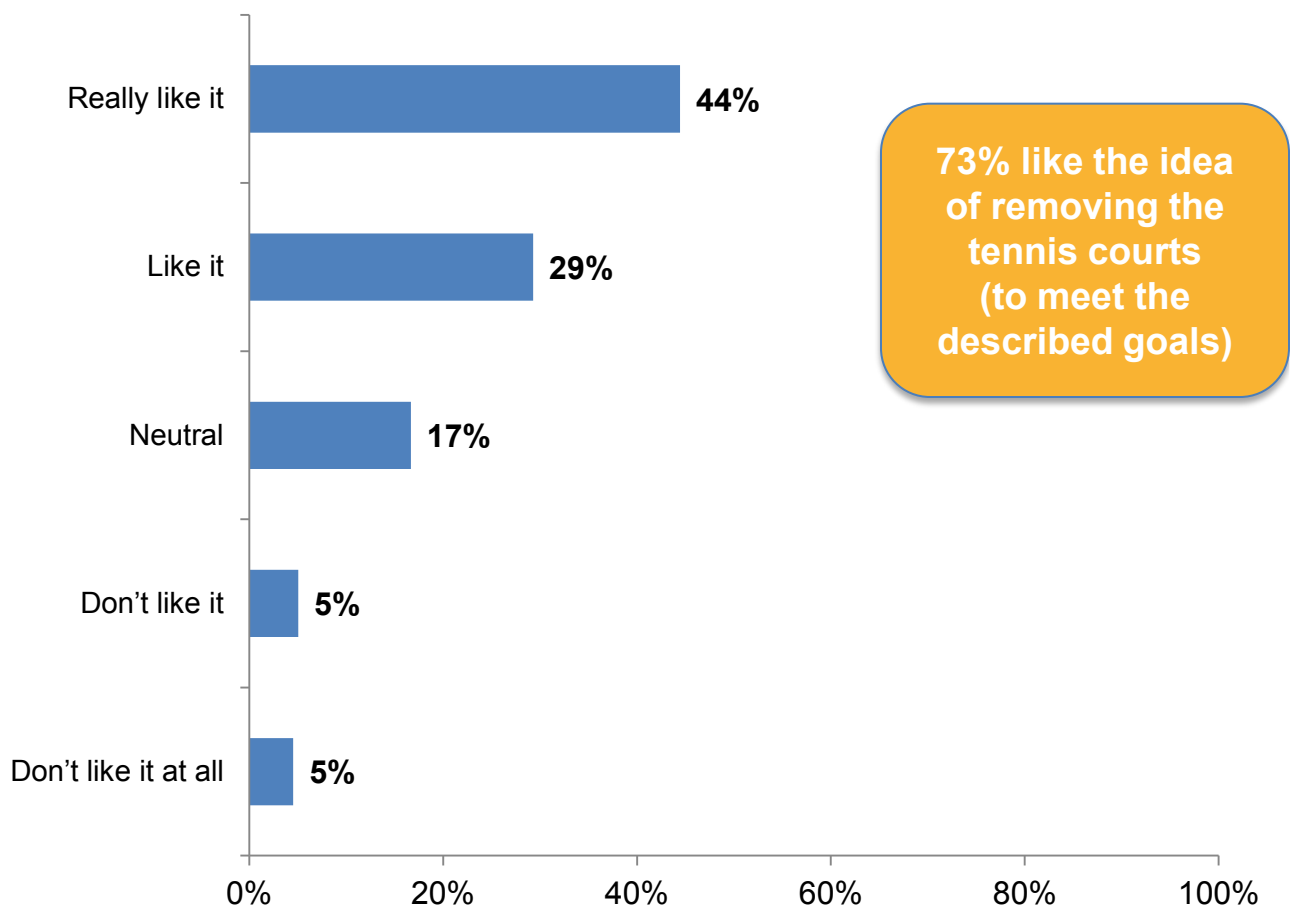


**Almost three-quarters of respondents like the idea of removing 2 of the 4 tennis courts from the park .**



**...The change being considered is removing two of the four tennis courts which allows for: increased green space, improved pedestrian circulation in the park, and replacement of the basketball court.**

**What do you think of this idea?**

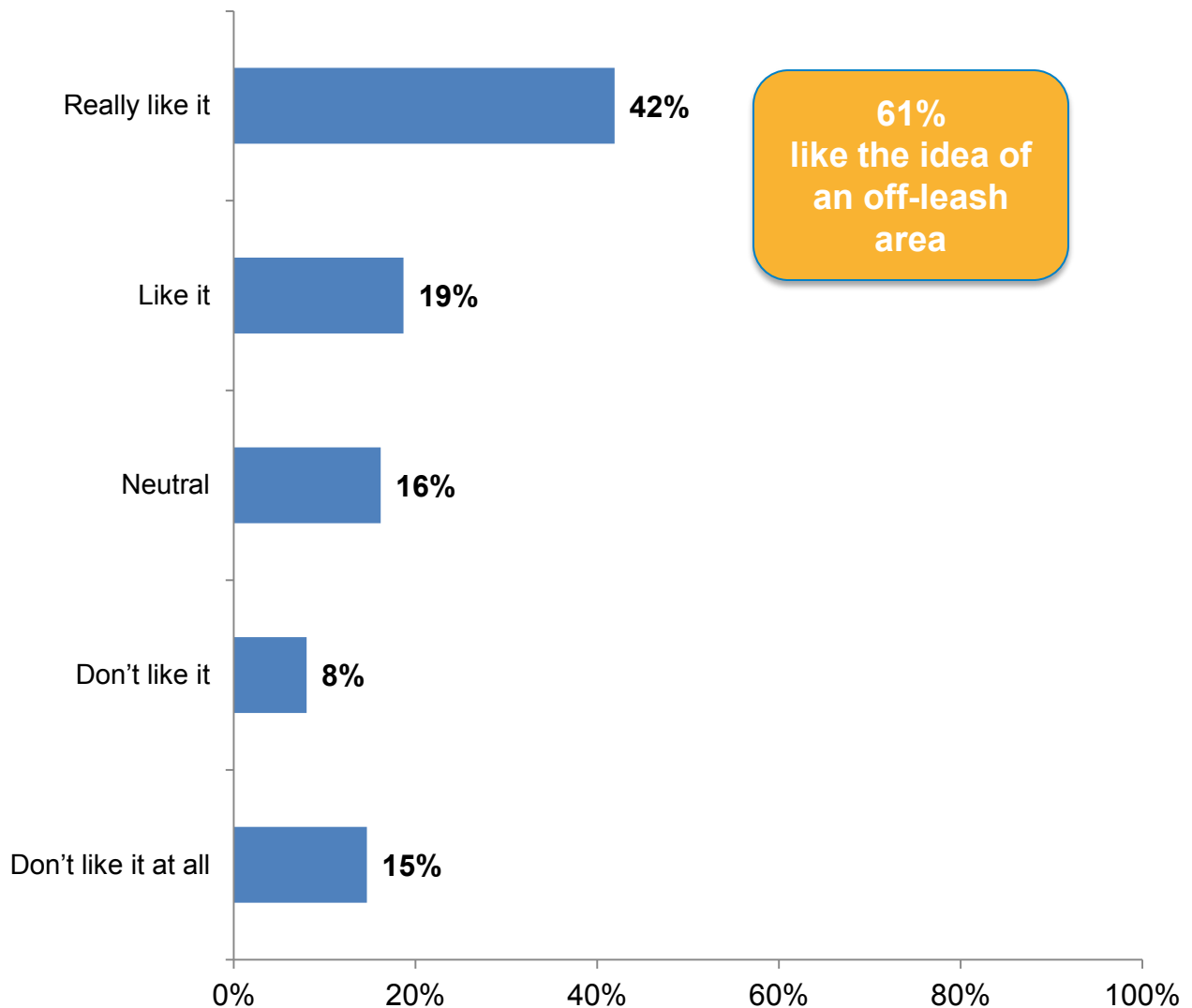




The majority of respondents (61%) like the idea of a designated off-leash area on the west side of the park; 23% did not.



**Another key proposal is to designate an off-leash dog area on the west side of Pandora Park. What do you think of this idea?**

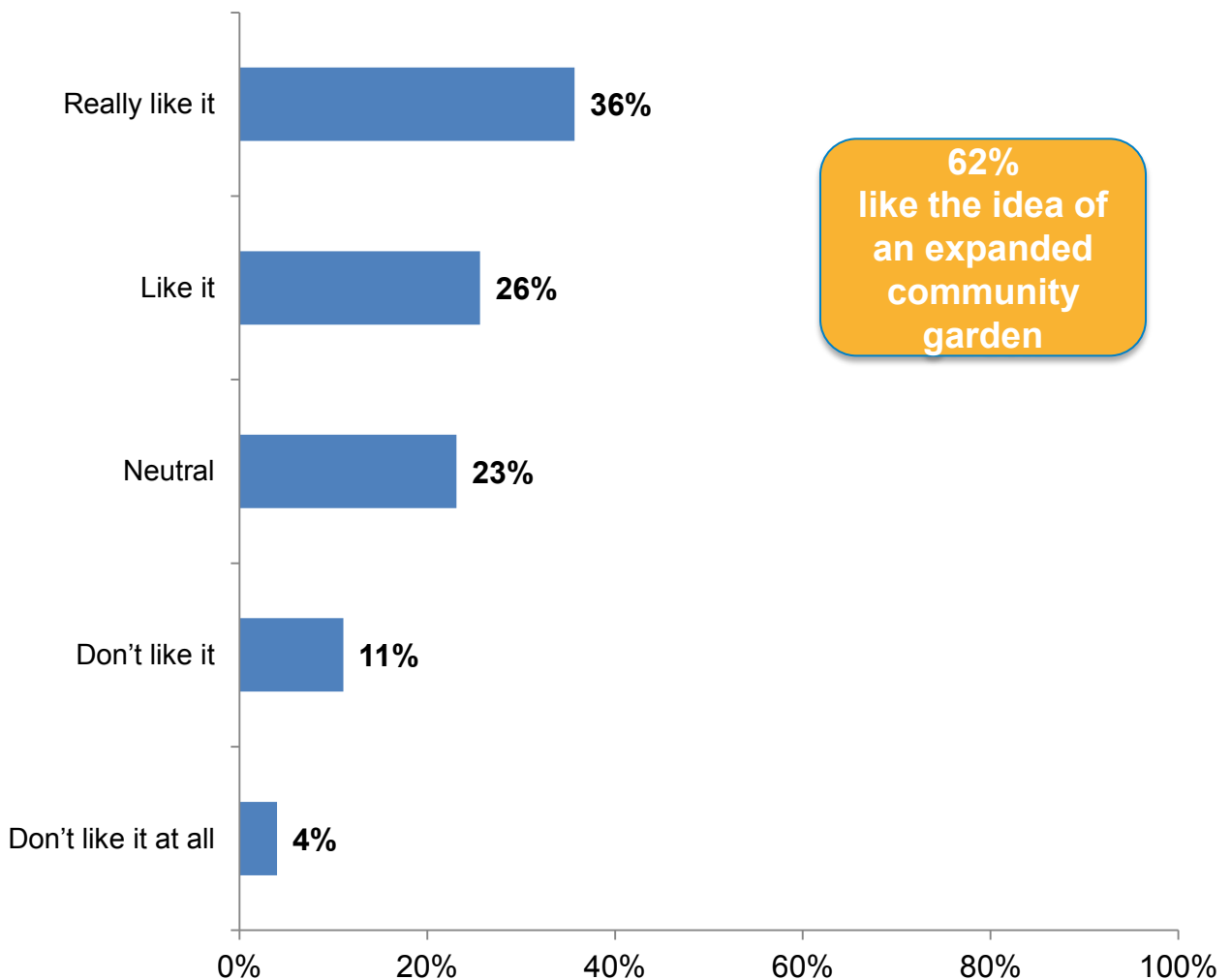


The majority of respondents (close to two-thirds), liked the idea of expanding the park's community garden.



The Park Board is exploring the potential to expand the Pandora Park Community Garden to allow for more gardening area and a communal growing space.

What do you think of a possible expansion?  
(size and location shown on all concepts)





# PRELIMINARY CONCEPT OPTIONS



# Concept 1

## Concept 1

Replaces the basketball/multi-use sports court north of the resurfaced tennis courts and proposes an off-leash dog area next to the community garden



### FEATURES:

- 1 Proposed community garden expansion
- 2 Path upgrade to Franklin Street
- 3 New park entrance at Franklin Street
- 4 Seating/picnic area
- 5 Open green space
- 6 New path to playground
- 7 Two resurfaced tennis courts
- 8 Basketball/multi-use sports court
- 9 Seat wall
- 10 Off-leash dog area



View of path between sports court and tennis courts

### Examples



10 Off-leash dog area



9 Seat Wall

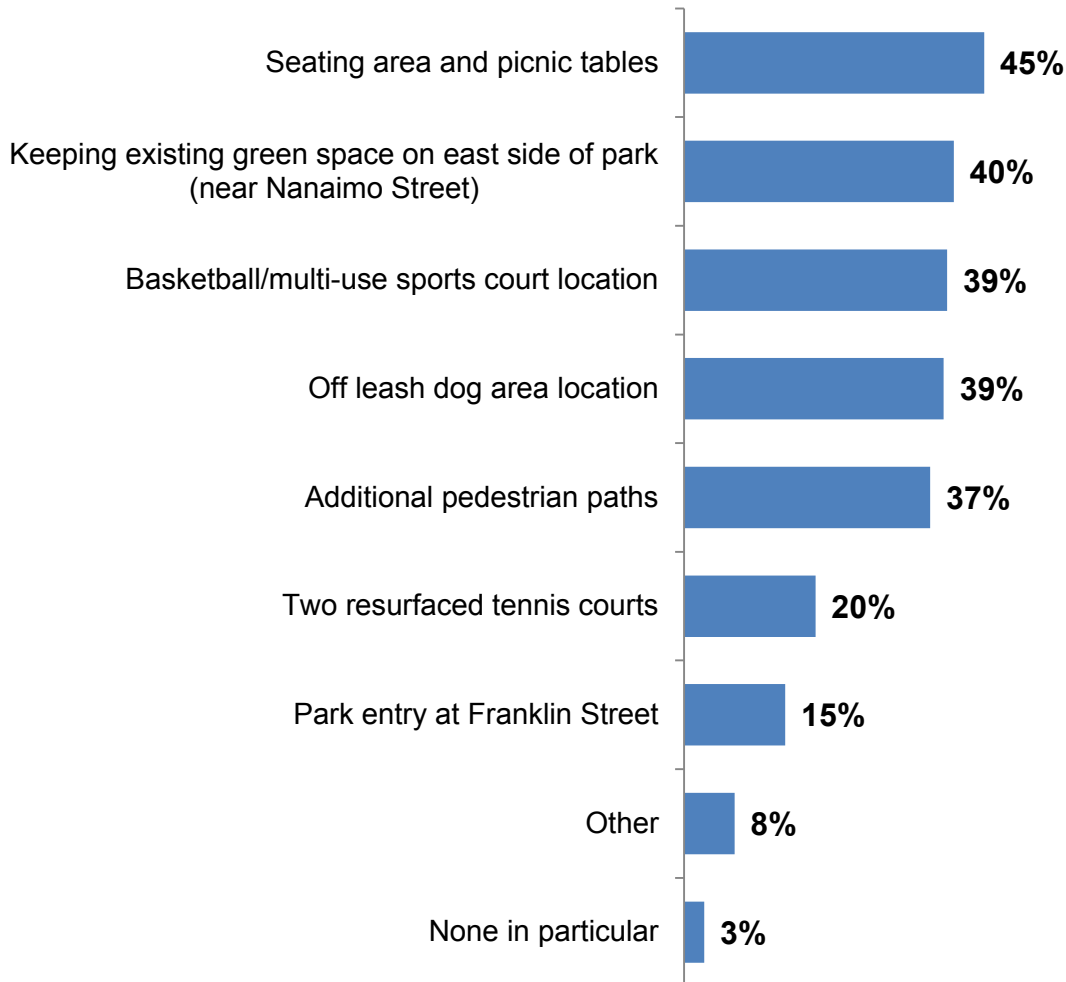


8 Sports Court

**Respondents found the seating area and picnic tables in Concept 1 the most appealing feature (45%), followed closely by the preserved green space, the location of the sports courts and the location of the off leash dog area.**



### **What features of Concept 1 are MOST appealing to you?**

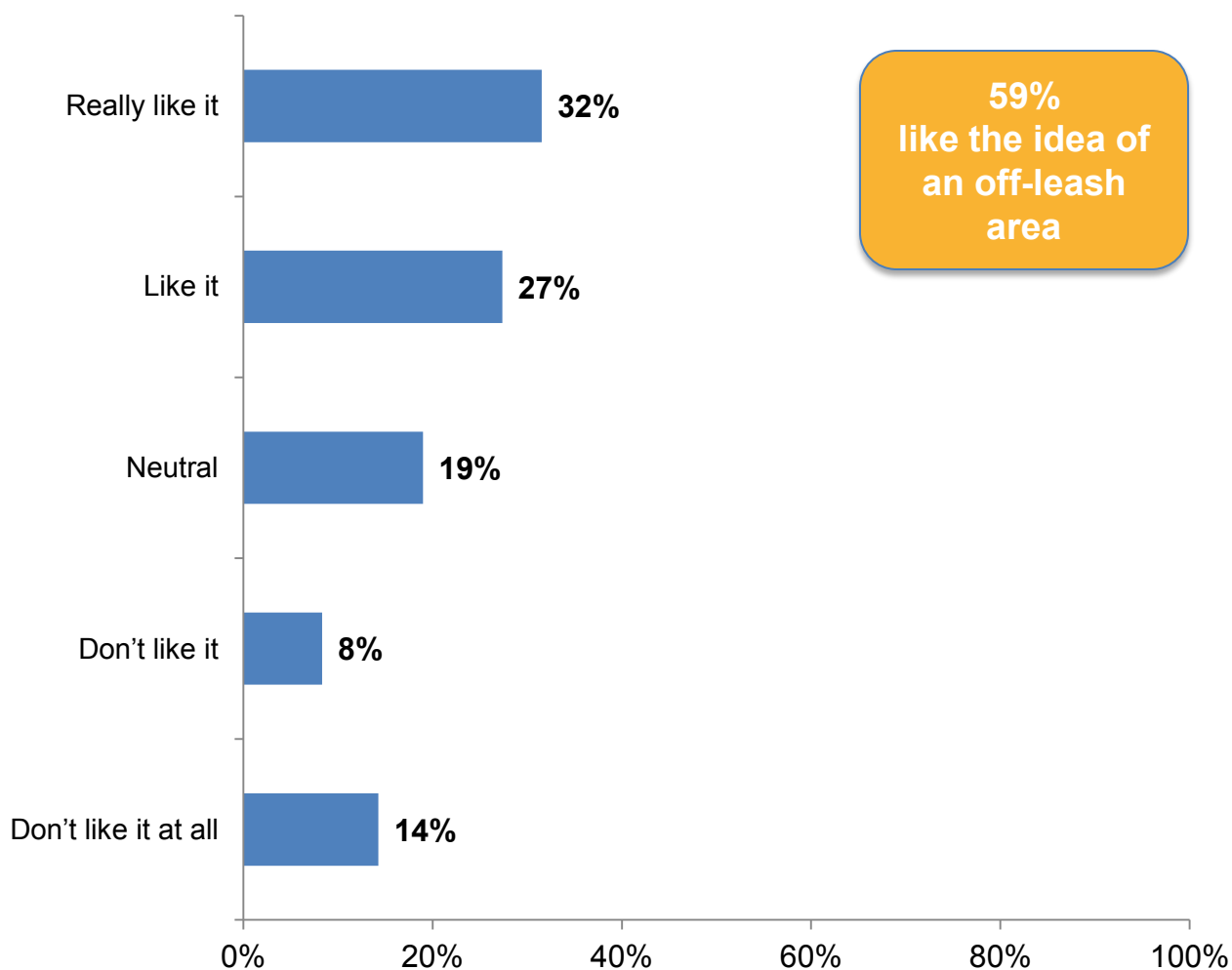


Considering the proposed location of the dog off-leash area in Concept 1 on its own, the majority of respondents (59%) liked the proposed location, but 22% do not.



**An additional feature of Concept 1 is a proposed dog off-leash area near the Community Garden.**

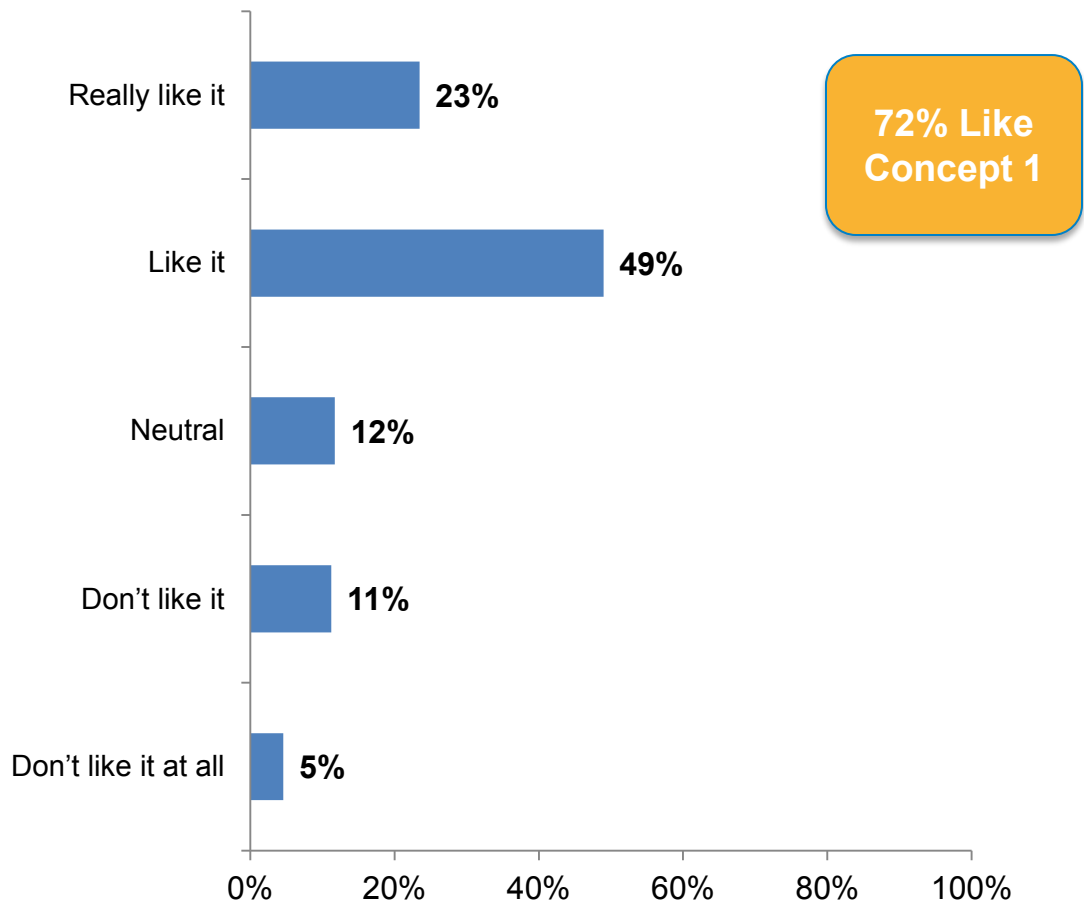
**What do you think of a dog off-leash area in this location?**



Overall, most respondents, close to three-quarters, liked Concept 1.



### Overall, what do you think of Concept 1?







# Concept 2

**Concept 2** Replaces the basketball/multi-use sports court close to its former location on the east side of the park and proposes an off-leash dog area on the north west side of the park



## FEATURES:

- 1 Proposed community garden expansion
- 2 Path upgrade to Franklin Street
- 3 New park entrance at Franklin Street
- 4 Seating/picnic area
- 5 Open green space
- 6 New path to playground
- 7 Two resurfaced tennis courts
- 8 Basketball/multi-use sports court
- 9 Seat wall
- 10 Off-leash dog area

## Examples




10 Off-leash dog area



8 Sports Court



5 Open Space



4 Benches



View of new path from playground

## Pandora Park and Sports Court Upgrades



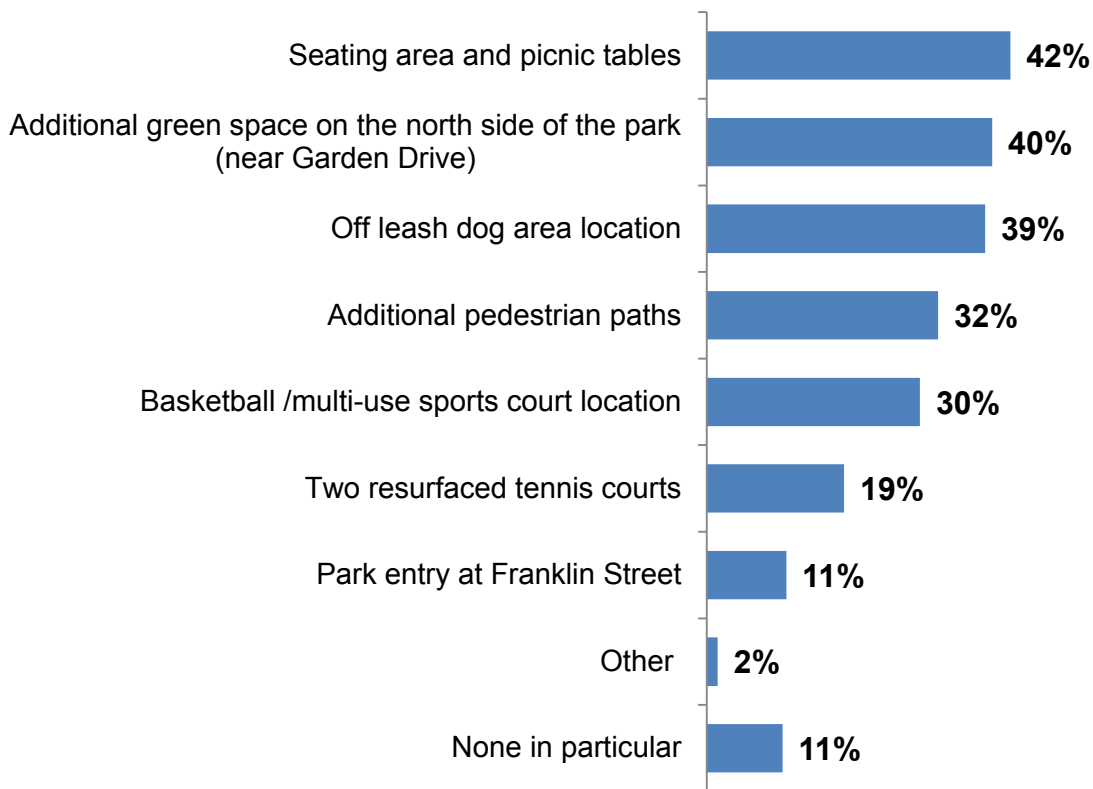
September 2017

3

**Respondents found the seating area and picnic tables in Concept 2 the most appealing feature (42%), followed closely by the new green space, and location of the off leash dog area.**



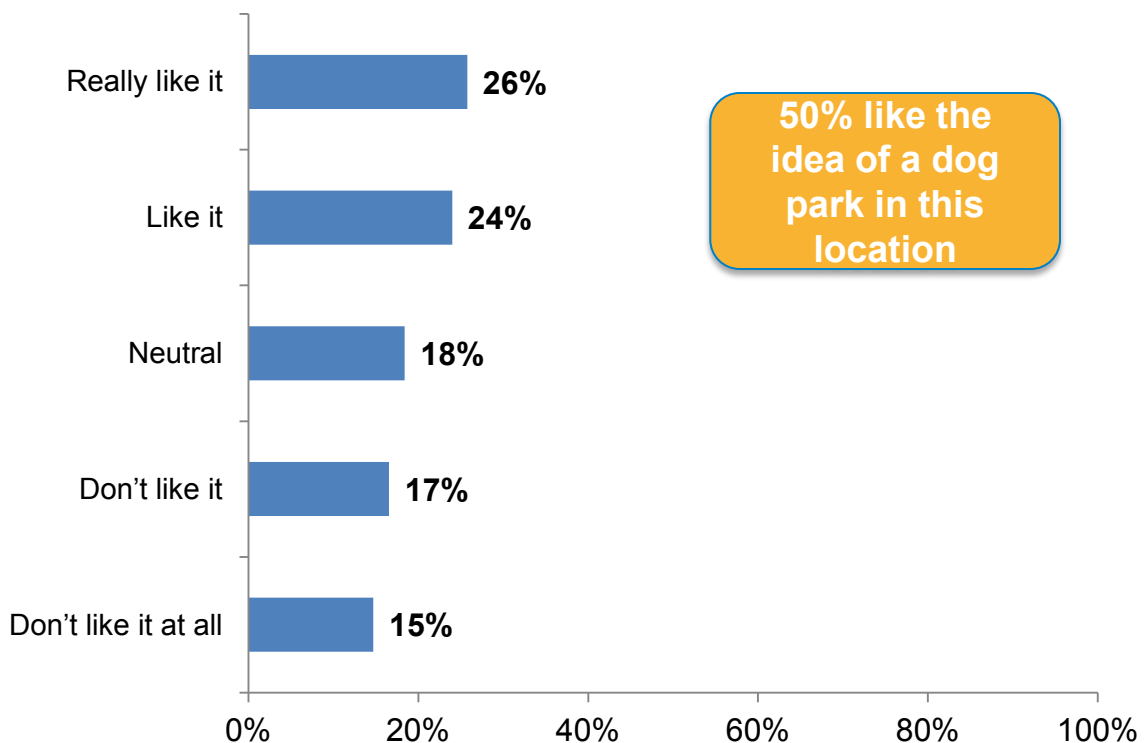
### **What features of Concept 2 are MOST appealing to you?**



Considering the proposed location of the dog off-leash area in Concept 2 on it's own, half of respondents like the proposed location and 32% do not.



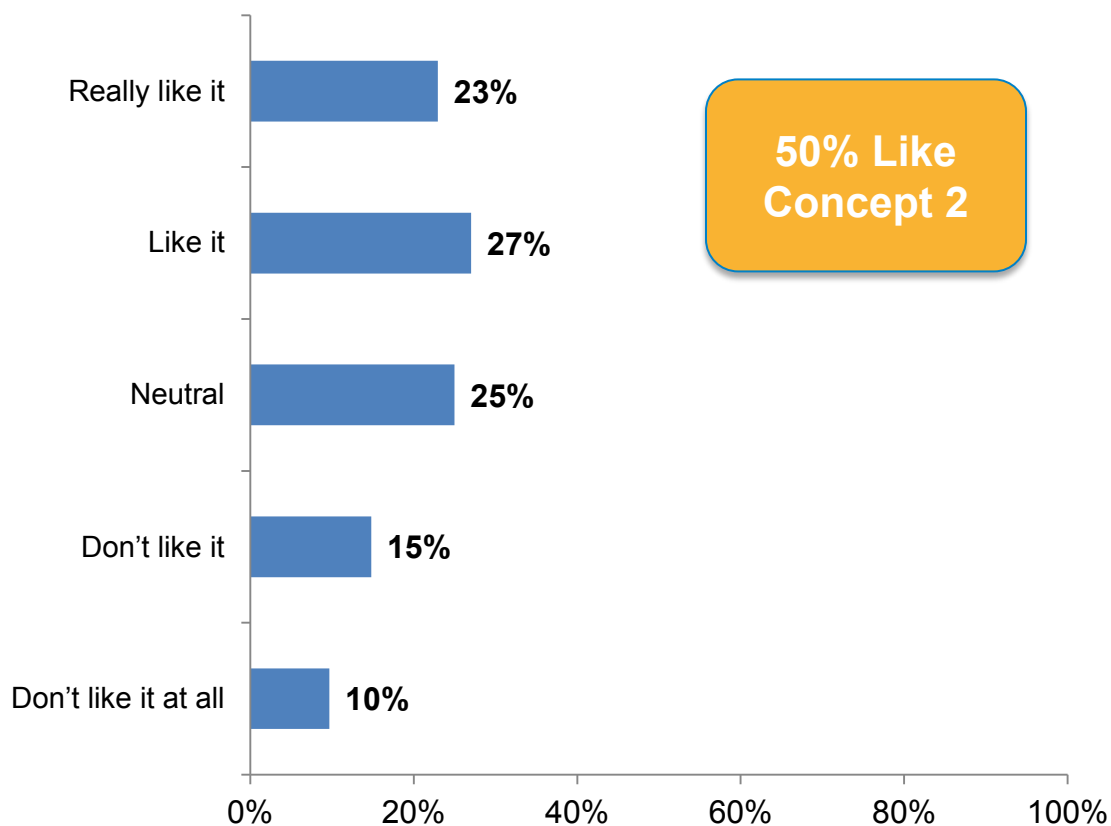
**An additional feature of Concept 2 is a proposed dog off-leash area in the northwest area of the park. What do you think of a dog off-leash area in this location?**



Overall, half of respondents liked Concept 2, and 25% did not.



### Overall, what do you think of Concept 2?





# Concept 3

## Concept 3

Replaces the basketball/multi-use sports court south of resurfaced tennis court, creating more open green space near Franklin Street



### FEATURES:

- ① Proposed community garden expansion
- ② Path upgrade to Franklin Street
- ③ New park entrance at Franklin Street
- ④ Seating/picnic area
- ⑤ Open green space
- ⑥ New path to playground
- ⑦ Two resurfaced tennis courts
- ⑧ Basketball/multi-use sports court



View looking east of improved path to Franklin Street and children's playground

### Examples



⑧ Sports Court



④ Picnic Tables



⑤ Open Space

## Pandora Park and Sports Court Upgrades



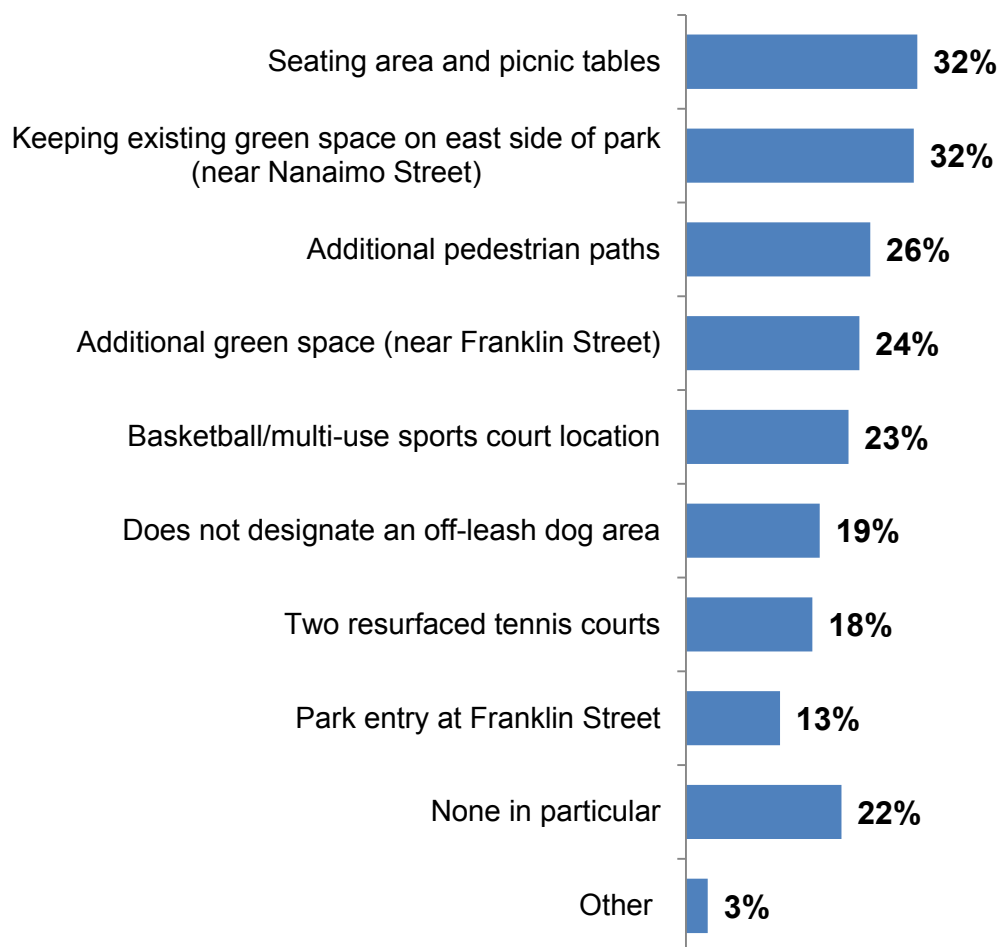
September 2017

4

The seating area and picnic tables and preserved green space in Concept 3 were seen as the most appealing features (32% each). Next were the new pedestrian paths, green space, and the location of the sports court.



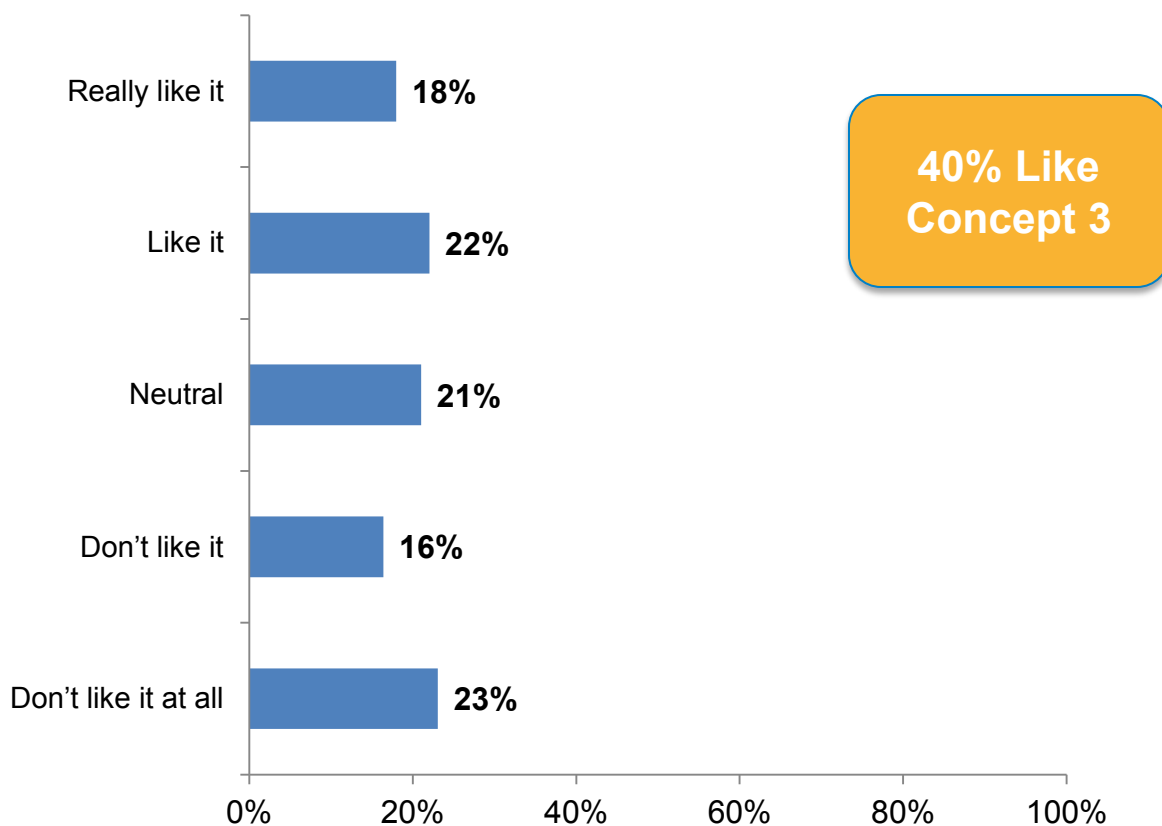
### What features of Concept 3 are MOST appealing to you?



Respondents had mixed reactions to Concept 3 – 40% liked the concept and 39% disliked it.



### Overall, what do you think of Concept 3?

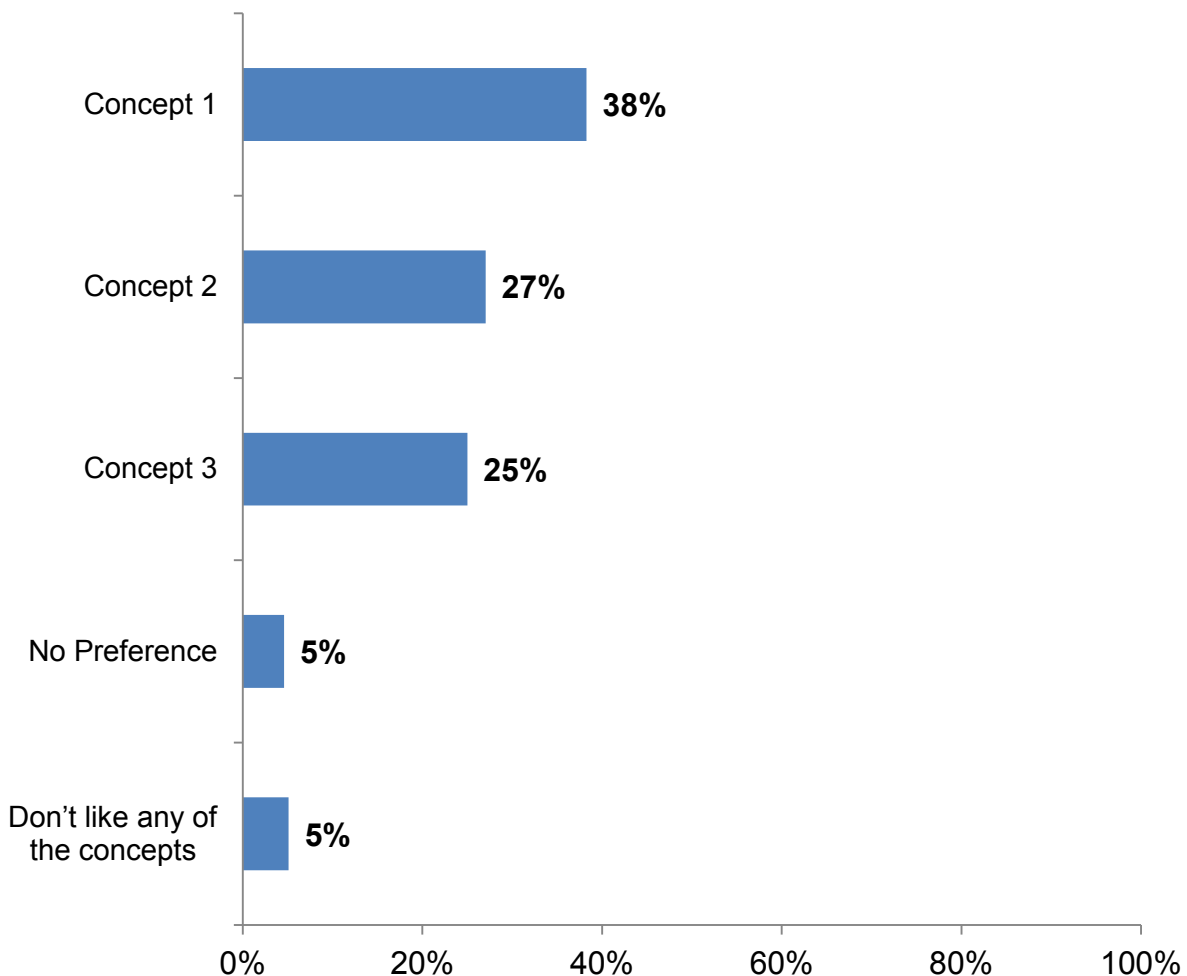




All 3 concepts had some respondents who preferred them, but Concept 1 came out relatively more popular – it was preferred by just over a third of those surveyed.



**Now, thinking about all 3 concepts, which concept do you prefer?**



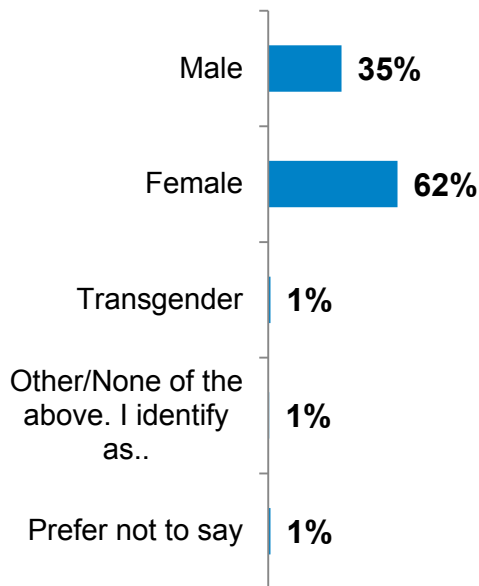


# DEMOGRAPHICS

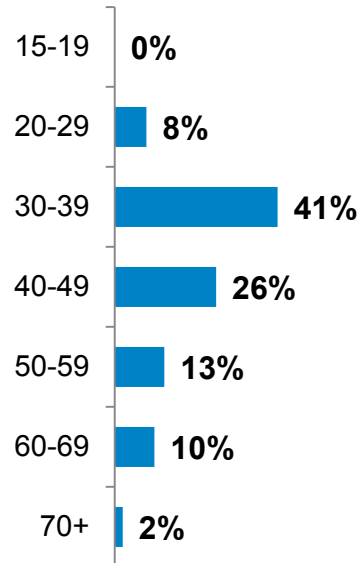
The majority of respondents were female (62%), the majority of respondents were between 30 to 49 years of age (67%), and similar numbers did have children under 18 at home compared to those that did not.



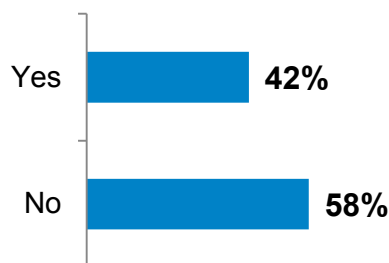
### What is your gender?



### Which of the following age groups do you belong?



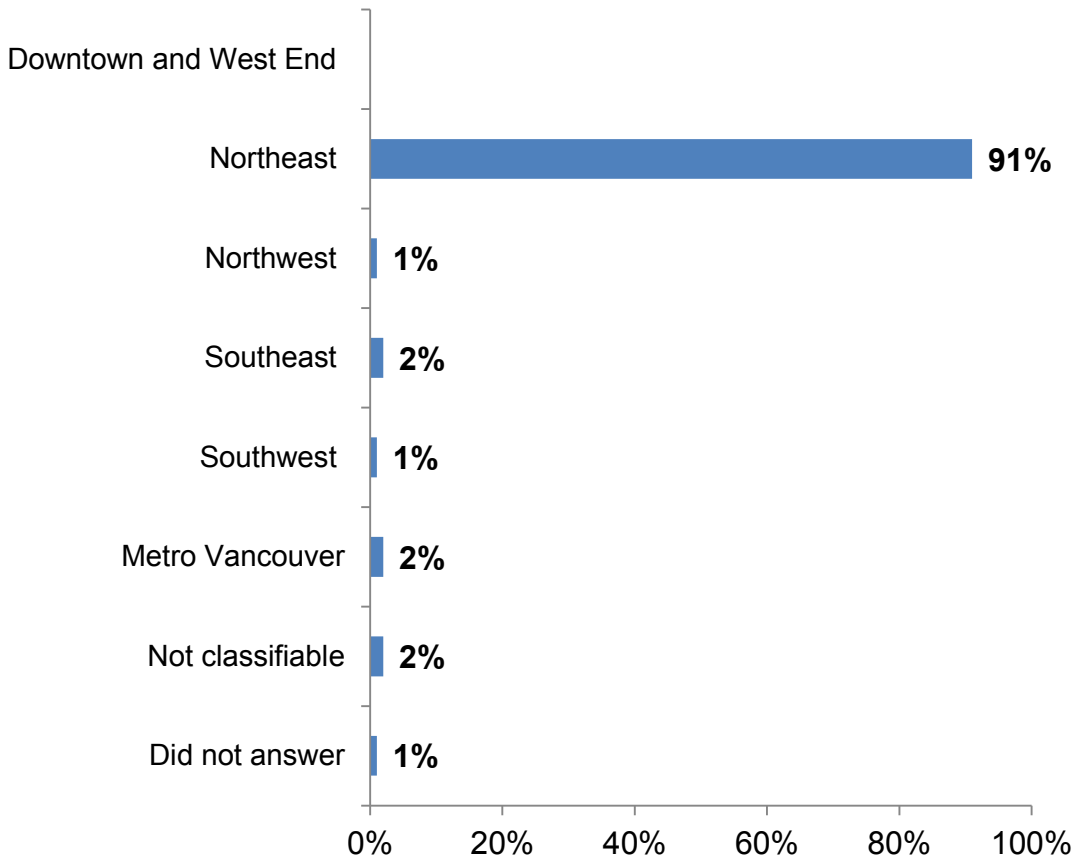
### Do you have children under the age of 18 living in your household?



# The vast majority of respondents live in Northeast Vancouver (north of 16<sup>th</sup> and east of Main St.)



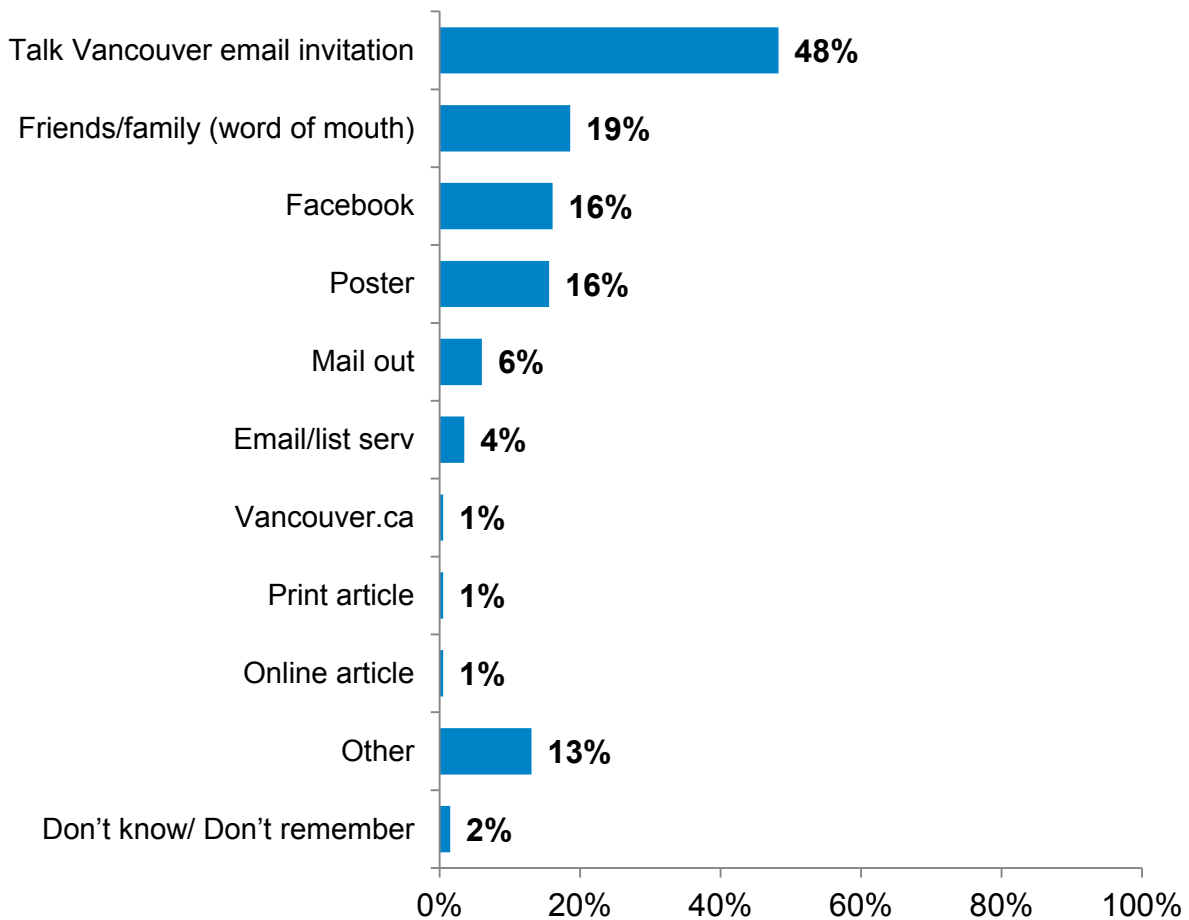
## Residential Zone



Half of respondents heard about the survey through a Talk Vancouver email invitation.



## How did you hear about Pandora Park Survey?



## Are there any features you would like to see in the park that are not currently shown?



- The following are some examples of the comments respondents provided to this question.

Skateboard park

Bike pump track

Would like more of a path loop for kids

Family Place/Resource Centre

Adult exercise equipment around the playground

## Do you have any other comments or suggestions about the proposed Pandora Park upgrades? Or, comments about the park in general?



- The following are some examples of the comments respondents provided to this question.

Park really needs a fence along Nanaimo Street

People bring their dogs to the park, a designated space is needed to keep all park goers happy.

More garbage cans, shady areas, benches and picnic tables

Washrooms need an upgrade!

It's a good idea to separate the "adult park" (courts) and "the kids park" (playground, etc.)