


Temporary Expedited Private Patio - Application Sketch (EXAMPLE - DO NOT USE)

KEY PLAN

The following details **MUST** be included on your drawing:

- Clearly indicated municipal streets, property lines and sidewalks
- Location of business within the building/property, including address
- Location of patio relative to business
- Location of Fire Department Connections ('Siamese Connection', and sprinkler connection) and annunciator/fire alarm panels - See photos below for examples
- If any portion of the proposed patio is on **public property**, show clearances from utilities as shown on [these drawings](#)

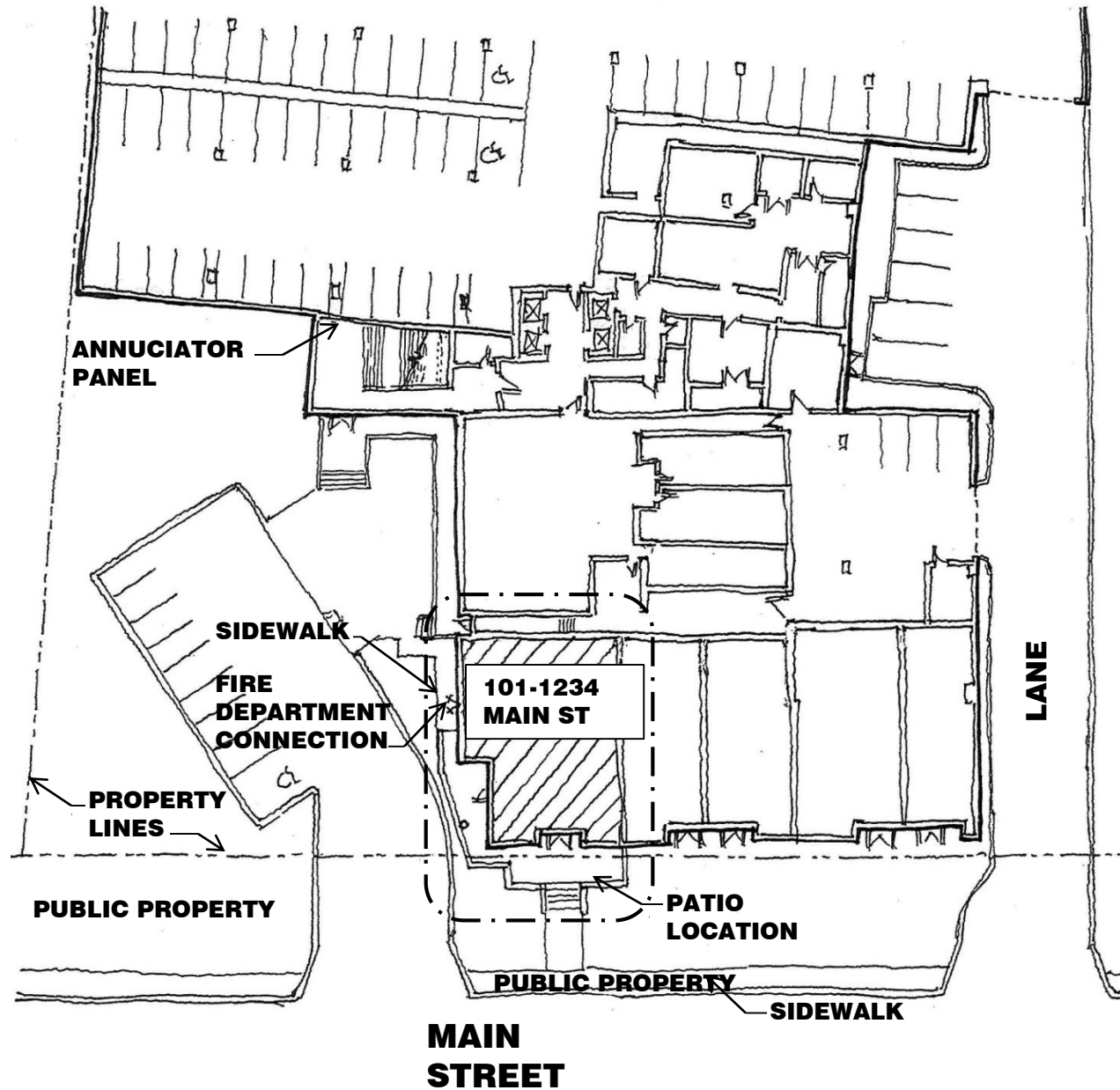
Failure to include ANY of these details may delay processing time



Examples of Fire Dept. Connections



Examples of Annunciator Panels



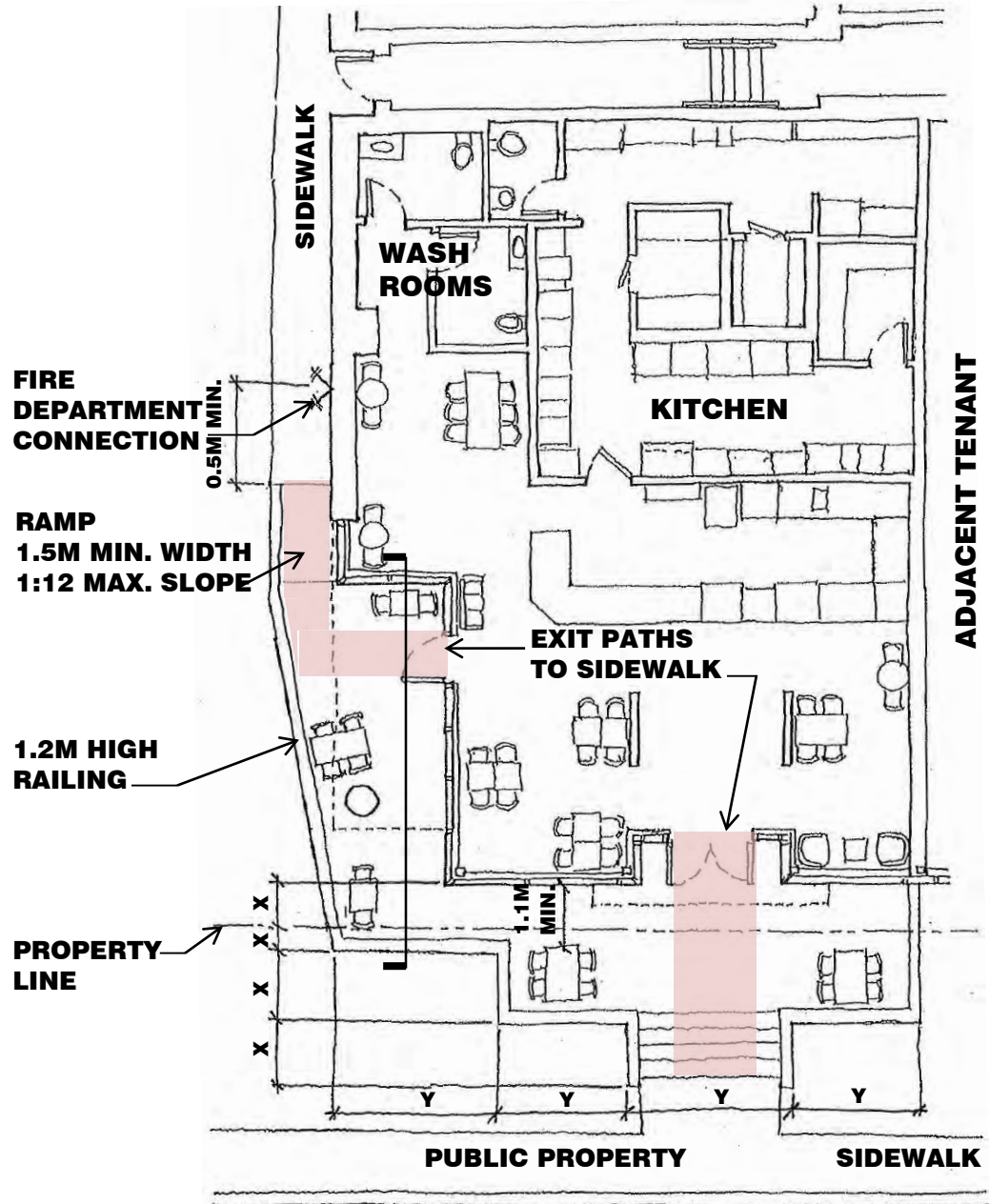
Temporary Expedited Private Patio - Application Sketch (EXAMPLE - DO NOT USE)

PATIO PLAN

The following details **MUST** be included on your drawing:

- Entrance(s) and exit(s) to the patio from both the business and the sidewalk as applicable
- Location of patio relative to business entrance, property lines, other suites in building
- Clear path of travel from building exit(s) to sidewalk(s)
- Furniture layout showing 1.1m aisle clearance for wheelchair access
- Location of Fire Department Connection near patio and distance to patio
- Kitchen and washroom locations, especially if patrons must access patio through the business
- Location, height and type of railings
- If any portion of the proposed patio is on **public property**, show clearances from utilities as shown on [these drawings](#)

Failure to include ANY of these details may delay processing time

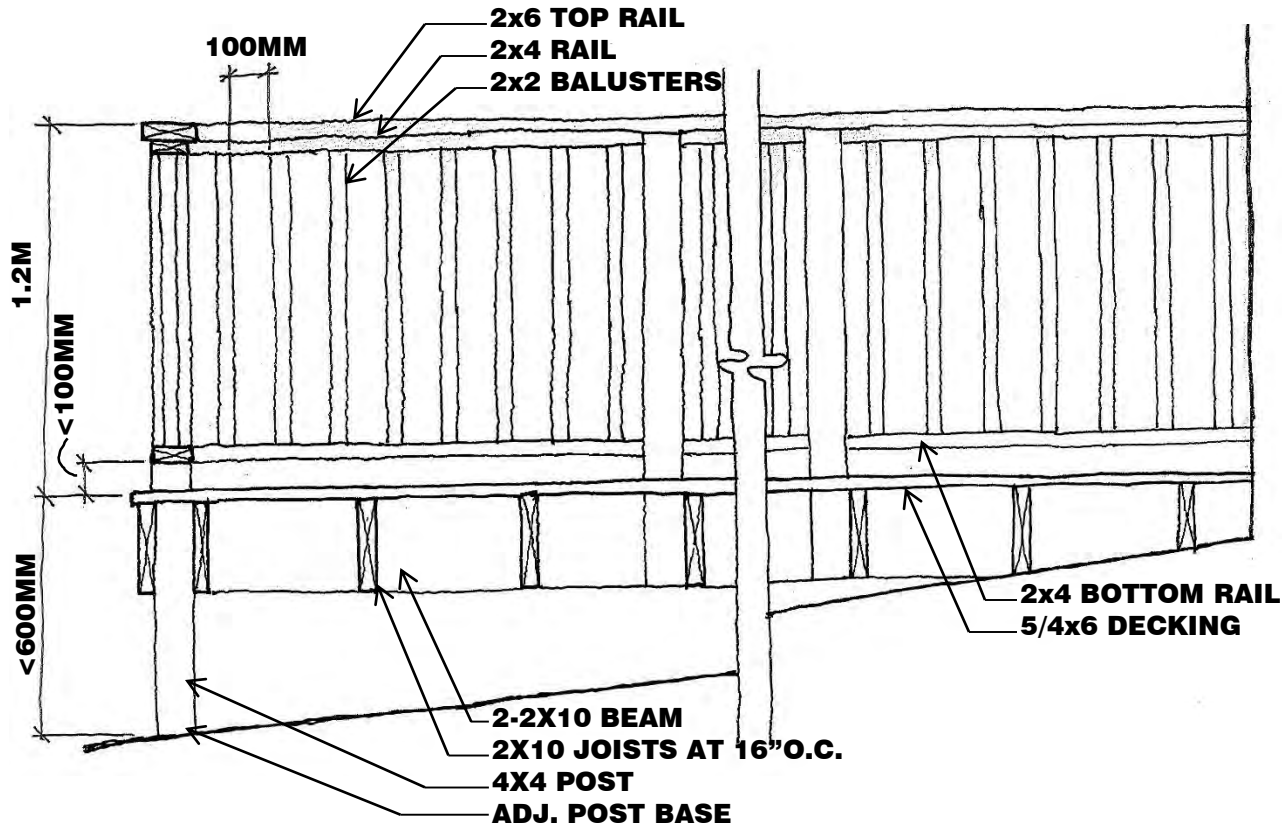


Temporary Expedited Private Patio – Application Sketch (EXAMPLE – DO NOT USE)

PATIO SECTION

The following details **MUST** be included on your drawing:

- Height of patio above grade – must be less than 600mm (0.6m or 2ft)
- Height of guard - 1.2m minimum height required for liquor service
- Sizes and spacing of framing members if not shown on plans (joists, decking, posts, etc.)
- Distance between balusters, if applicable
- Means of fastening posts to grade
- Distance of deck to bottom guard less than 100mm or provide kick plate or sill to prevent chair legs from sliding off edge
- If any portion of the proposed patio is on **public property**, show clearances from utilities as shown on [these drawings](#)



Failure to include ANY of these details may delay processing time