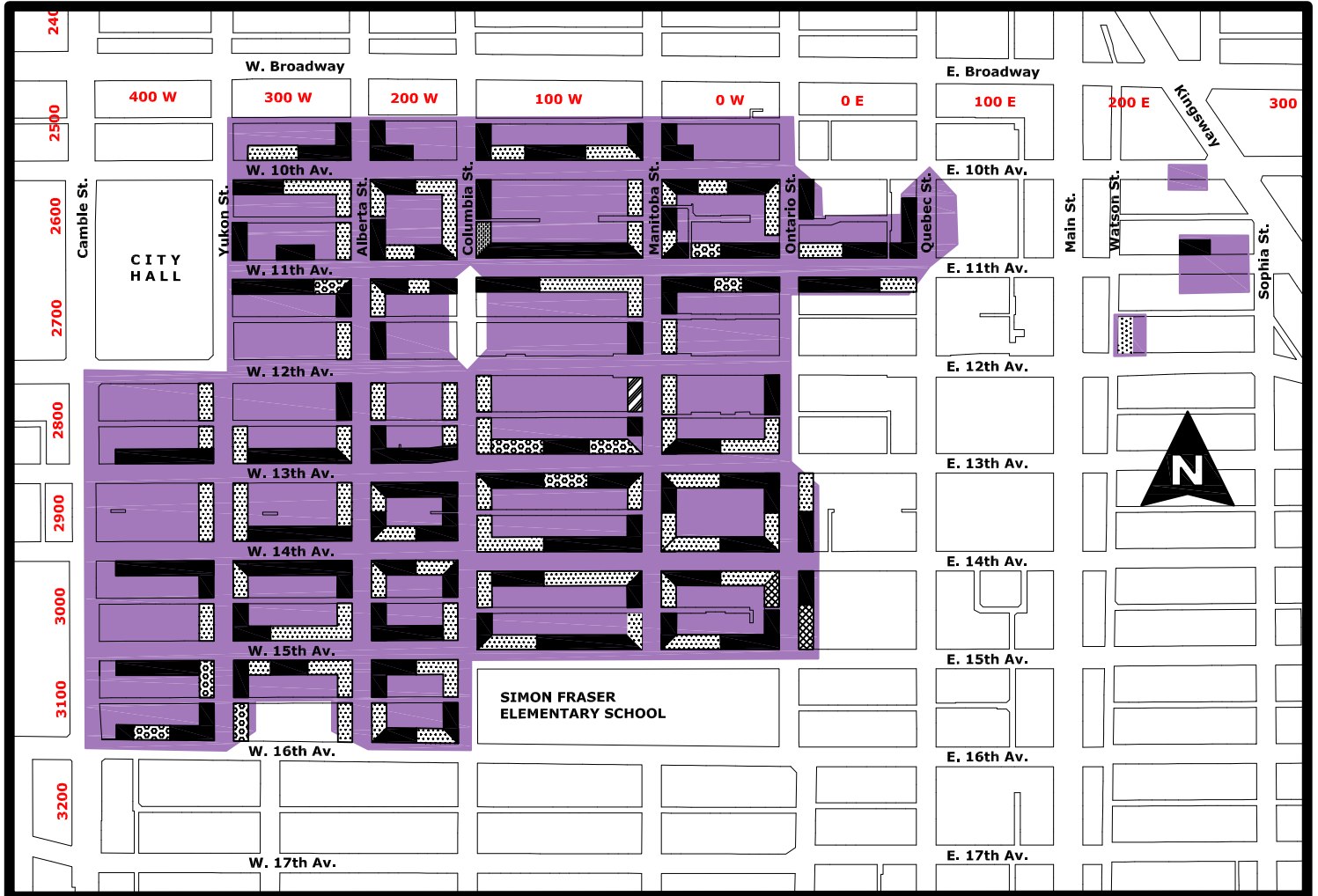










# MOUNT PLEASANT RESIDENTIAL PERMIT ZONE



	<b>Full time permit parking</b>
	<b>Resident Permit Parking (8am-6pm Mon-Fri)</b>
	<b>2 HR 8am-6pm Mon-Fri, Except with Permit</b>
	<b>2 HR 9am-6pm Mon-Fri, Except with Permit</b>
	<b>2 HR 8am-6pm Mon-Sat, Except with Permit</b>
	<b>2 HR 8am-6pm Mon-Fri</b>
	<b>Residents of this shaded area are eligible to apply for a parking decal</b>



*\*\* This map is provided as a guide only. Please refer to the posted street signs when parking. \*\**