

BACKHOE/EXCAVATOR HAND SIGNALS


Hand Signals Are More Visible Without Gloves

| | | | | |
|---|-------------------------|--|--|---|
| | | | | |
| Load Up Slow | Load Down Slow | Swing Left | Swing Right | Travel |
| | | | | |
| Emergency Stop | Stop | Stop Engine | Boom Up | Boom Down |
| | | | | |
| Telescope In | Telescope Out | Dipper In | Dipper Out | This Far To Go |
| | | | | <p>NO RESPONSE SHOULD BE MADE TO UNCLEAR SIGNALS</p> |
| Open Bucket | Curl Bucket | Counter Rotate | Counter Rotate | |
| | | | | |
| Open Clam on Front End | Close Clam on Front End | Curl Out Front Bucket | Curl In Front Bucket | |
| | | <p>Assume a stationary position in a safe area and ensure eye contact with operator when using front end.</p> | <p>Assume a stationary position in a safe area and ensure eye contact with operator when using front end.</p> | |
| <p>Top View</p> <p>Right Side Front End Loader</p> | | | | <p>Top View</p> <p>Left Side Front End Loader</p> |


See other side for Truck Hand Signals

TRUCK HAND SIGNALS

Hand Signals Are More Visible Without Gloves




Box Up



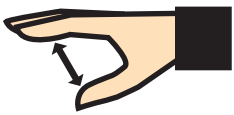
Box Down



Box Up Slow



Box Down Slow



Open Dogs on Tailgate



Close Dogs on Tailgate



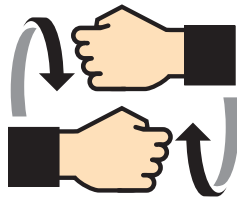
Drive Left



Drive Right



This Far To Go



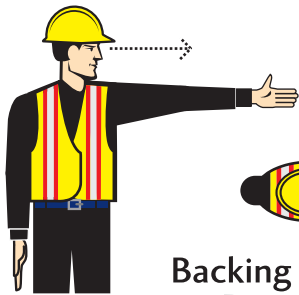
Travel



Stop



Stop Engine



Backing Up Truck Driver Side

Assume a stationary position in safe area and **ensure eye contact** with driver when backing up truck.

Top View

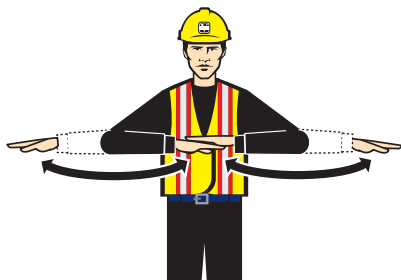


Assume a stationary position in safe area and **ensure eye contact** with driver when backing up truck.

Top View



Backing Up Truck Passenger Side



Emergency Stop

NO RESPONSE SHOULD BE MADE TO UNCLEAR SIGNALS