












Tillicum Annex ~ Active Travel Infrastructure Map



Legend

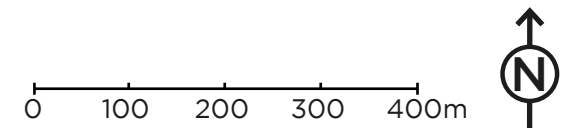
-  Traffic Signal
-  Pedestrian/Bike Signal
-  Marked Crosswalk
-  Traffic Circle
-  Bus Stop
-  School
-  Landmark/Destination
-  Arterial Street (busy)
-  Local Street (less busy)
-  Bike Route
-  School Catchment

Safety Tips

Safe places to cross the street are at the corner of the street with a stop sign, traffic or pedestrian signals or at a marked crosswalk.

Always make eye contact with others before crossing the street.

Traffic Circles - Cars or bikes should yield to the right and stop for people walking.



Disclaimer: This map is produced as a public resource for general information purposes only. The City, it's employees, officers, directors and representatives do not guarantee the accuracy of the information contained therein nor warrant the safety of any route, highway, road, street, designated cycling route or other shown in the map information.

Active School Travel

Walking, cycling, and rolling benefits students, the community, and the environment.



Environment

Reduces car travel to school, in turn decreasing traffic congestion, greenhouse gas emissions, and air pollution.



Community

Creates opportunities to engage with neighbours and socialize on the way to and from school.



Student

Leads to healthier, happier and more alert learners through increased physical activity.



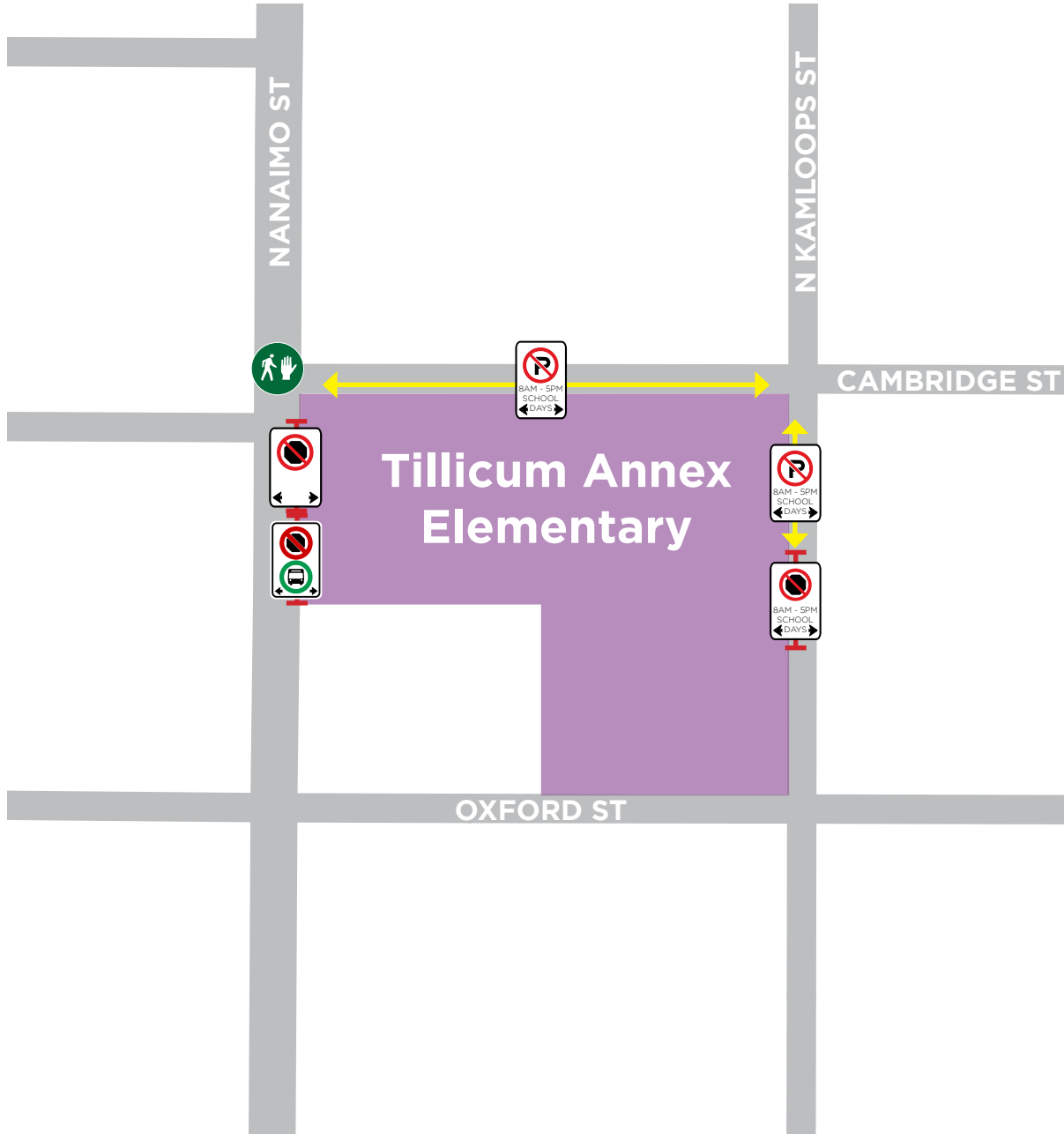
Health

Inspires active travel habits early in life that carry into adulthood.




Walk+Bike+Roll
Getting Around the
Vancouver Way

Tillicum Annex Elementary Parking Map



LEGEND



No Stopping (School Days)

Vehicles cannot stop in a No Stopping zone for any reason, or any length of time. This gives emergency vehicles somewhere to park during school hours.



No Stopping (Anytime)

Vehicles cannot stop in a No Stopping zone for any reason, or any length of time. No Stopping signs without time limits are in effect at *all* times.



No Parking (School Days)

Drivers may stop for no more than 5 mins to drop-off and pick-up. A legal parking spot should be found to wait longer or enter the school.



Bus Stop

Only buses may park here.



School Drop Off/Pick Up Zone



Pedestrian/Bike Signal

Support Active Transportation

Keep the area around your school a safe place to walk, cycle and roll by following the posted signs. If you are driving, consider the “Drive to Five” initiative. Park five minutes away and walk to school. It is an active way to start and end the day.



Walk+Bike+Roll Safety Tips

Keep the area around your school a safe place to walk, cycle and roll by following the posted signs. If you are driving, consider parking several blocks away and walking to the school. It's an active way to start and end the day.



School Crosswalk

Drivers must yield to pedestrians and remain stopped at every marked and unmarked intersection until they reach the other curb.



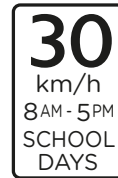
School Zone

This sign reminds drivers they are entering a school zone and they should be alert.



Speed Humps

Speed humps are installed to reduce the speed of traffic and calm the street. Slow down around the school.



School Zone Speed Limit

On local streets in the school zone, drivers need to slow down to 30 km/hr between 8 AM to 5 PM.



No Stopping (School days)

No vehicles are allowed here between 8 AM - 5 PM. This keeps sightlines clear and gives emergency vehicles somewhere to park.



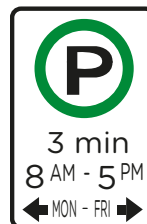
Bus Zone

Only buses may park here.



No Parking (School days)

Drivers may stop for no more than five minutes to drop-off and pick-up. A legal parking spot should be found to wait longer or enter the school.



3 Minute Parking (School days)

These spots are for quick pick-ups and drop-offs. Park and collect your child quickly to create a spot for another vehicle.



Safety Patrols

Patrols direct and help students at intersections near the school. Please respect all safety patrols around schools in Vancouver. Children are still learning the rules of the road and may not do as directed or expected. Be prepared to react.

Be mindful about how you travel on our city streets, sidewalks, paths and bike facilities.

Learn more: vancouver.ca/streets-transportation/school-active-travel-planning.aspx

