

DOWNTOWN EASTSIDE PLAN

THREE YEAR SUMMARY OF
IMPLEMENTATION (2017-2019)

September 2020



TABLE OF CONTENTS

1.0 Summary	3
2.0 Background and Context	5
2.1 Downtown Eastside Plan Overview	5
2.2 Highlights of Demographic Trends	6
2.3 Evolving Community Challenges	6
2.4 Major Infrastructure Changes in the area.....	9
3.0 Public Consultation	10
3.1 Community Engagement Activities	10
3.2 Key Comments from Community Engagement.....	11
4.0 Monitoring and Evaluation	14
4.1 DTES Plan Targets	14
4.2 Social Impact Indicators	18
4.3 DTES Plan Three-year (2017-2019) Action Plan	21
5.0 City-wide Initiatives	42
6.0 Implementation Highlights	43
6.1 Social Capital Achievements	43
6.2 Well-being.....	45
6.3 Housing	46
6.4 Local Economy.....	47
6.5 Parks and Open Spaces	47
7.0 Emerging Three-year Priorities	49
8.0 DTES Plan Funding	52
8.1 Implementation Funding	52
8.2 Public Benefits Strategy Implementation	53
Appendix A - City of Vancouver and Park Board Initiatives	
Appendix B - DTES Plan Capital Grant Summary	
Appendix C - DTES Plan Community Engagement Summary	

1.0 SUMMARY

The overarching goal of the 2014 Downtown Eastside (DTES) Plan is for the area to be a more livable, safe, and supportive place for all of its diverse residents, in particular recognising that supporting the high proportion of residents who face systemic barriers creates a more equitable neighbourhood for all.

The DTES Plan sets out the policies, strategies, targets and an action plan needed to achieve the long term vision that:

“the neighbourhood will be made up of mixed-income communities with a range of affordable housing options (including social housing) for all residents, local serving commerce, social services and cultural activities where all feel welcome, valued and at home.”

As part of the implementation of the 30-year plan, Council directed staff to monitor implementation initiatives and report back every three years on the social impact indicators to monitor the pace and impact of neighbourhood change in the DTES. The first three-year implementation report was previously completed in [2017](#) (RTS 11853).

This document provides a three-year (2017-2019) summary of implementation six years on from the Plan approval by Council in March 2014. Findings from the broad engagement completed between Q3 2019 and Q1 2020, which gathered community feedback on plan implementation, are also highlighted.

Key points from the three-year implementation process include:

- Implementation of the Plan has depended on the significant contributions of senior governments, partner organisations and many local non-profit organisations, co-operatives and residents. This has involved building social capital through empowerment of local leaders and representatives of various groups during the initial planning process and thereafter, drawn on those who have continued to volunteer in areas of service and advocate for their communities.
- A collective response to the overdose crisis has been established with participation of those who are most impacted, which includes support and guidance from the Mayor’s Overdose Emergency Task Force.
- New social, supportive and rental housing have been built in several parts of the DTES, including the recently delivered Temporary Modular Supportive Housing as part of the BC Government Rapid Response to Homelessness. This demonstrates the impact senior government partnership can have on addressing homelessness.
- Renovations/replacement of Single Room Occupancy (SRO) hotels with self-contained social housing units continues to be challenging without significant senior government investment. At the end of 2019 over 1,000 SRO replacement units (shelter-rate units for singles) have been approved and are currently at various stages of development. Additionally, the City has recently invested in the purchase of Ross/Aoki House and is in the process of expropriating the Regent and Balmoral Hotels to enable the delivery of critical social housing in the 100 Block of Hastings. While

progress is being made, the need for shelter rate, social and supportive housing for homeless and precariously housed residents is intensified by the affordability crisis and Covid-19 pandemic;

- There were small signs of improved employment opportunities and increased general economic well-being, prior to the Coronavirus pandemic, with a decrease in unemployment by 9.2% and an increase in labour force participation from 55.3% to 57.2%. Also there was an increase in total number of jobs by 5.3% and median household income by 6%¹.
- Partnerships with the Strathcona Business Improvement Association and Vancouver Economic Commission have supported, and enabled non-profits, social enterprises, cultural/heritage businesses, and arts & culture groups to access affordable spaces.
- The deployment of DTES capital grants of just under \$7.0 million has enabled community economic development, asset upgrades, neighbourhood improvements and strategic interventions to create jobs and opportunities for local residents and organisations.
- Approximately \$4.6 million in cultural grants from the Arts, Culture, and Community Services (ACCS) department was provided to support arts and culture spaces and non-profit community groups, leveraging valuable funding partnership with philanthropic foundations and support from other levels of government.

While monitoring and evaluating the implementation of the Plan, community members and organisations provided insight into several areas where priorities need to be altered and interventions are urgently needed to meet the needs of the residents in the area. In addition to much needed housing, health and social services, communities emphasised the need for basic amenities, safe and welcoming spaces with infrastructure, safe vending opportunities and access to affordable space for local livelihoods and community serving enterprise. It is important to recognise many of these challenges are systemic and multijurisdictional, and require integrated collaborative efforts and continued partnerships with regional, provincial, and federal governments to be addressed.

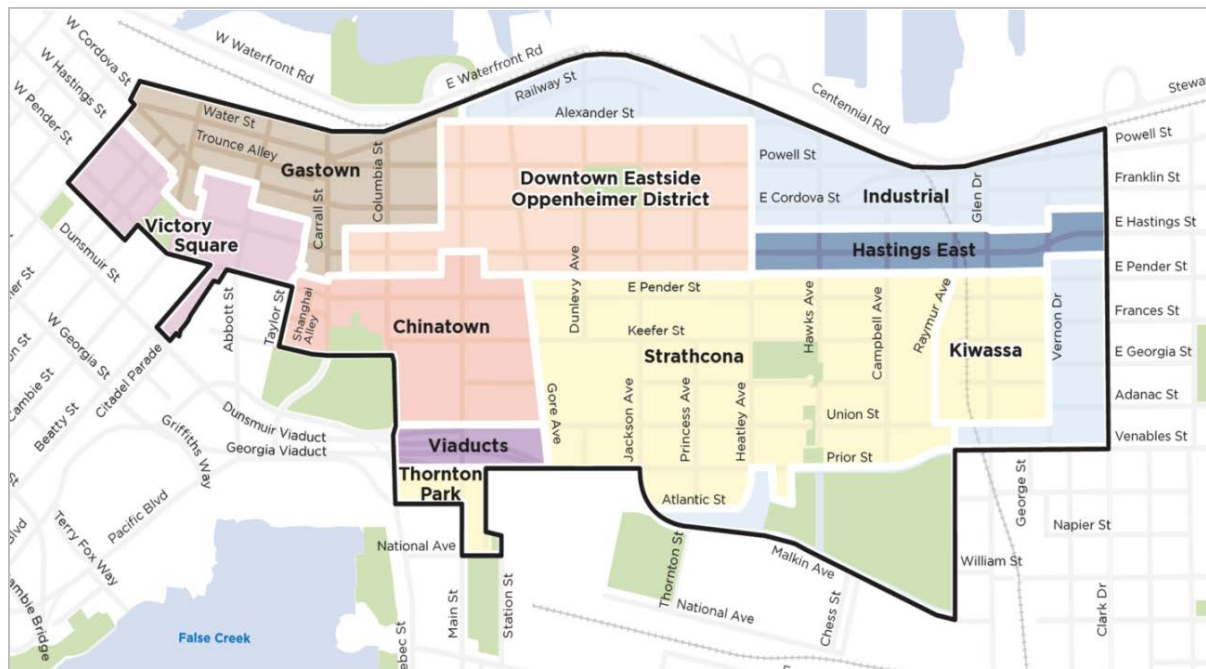
¹ Unless otherwise noted, employment data is based on the Canadian Census and include employees with a regular place of work or who worked at home. It does not include workers with no fixed place of work. Distribution of income over this period shows there are fewer people in the lowest income bracket (below \$20,000) and a rise in higher earners, which suggests increased displacement of the lower-income residents from the area and an influx of higher income residents over time.

2.0 BACKGROUND AND CONTEXT

2.1 Downtown Eastside Plan Overview

The Downtown Eastside is located on the traditional, unceded territories of the x̣ẉməθḳẉəỵ əm (Musqueam), Ṣḳẉx̣ẉú7mesh (Squamish) and səḷ ilẉətaʔḷ (Tseil-Waututh) Nations, and has incredibly diverse communities, comprising seven mixed-income neighbourhoods of Chinatown, Gastown, Oppenheimer District, Thornton Park, Strathcona, Victory Square, and the Industrial Lands (refer to Figure 1).

Figure 1: DTES Plan sub-areas



The planning policies, management of change and development priorities/strategies for the area were shaped by the outcomes of the Social Impact Assessment undertaken by Social Policy from ACCS prior to the drafting of the Plan. Through this study, places and assets important to the health and well-being of residents who face structural barriers were identified. Consequently, the objectives, policies and strategies of the Plan aim to, as far as possible, maintain these community assets while creating opportunities for individuals and families to flourish in the context of a healthy community, as guided by the 2014 Healthy City Strategy.

The nine focus areas for action in the Plan are:

1. Improved well-being for all
2. Healthy homes for all
3. Vibrant and inclusive local economy
4. Improved transportation, infrastructure and safety
5. Arts and culture opportunities
6. Celebration of heritage
7. Improved, safe, accessible parks and open space
8. Community place-making
9. Well-managed built form

2.2 Highlights of Demographic Trends

From 2011 to 2016 the total population grew by 8% from 18,500 to 19,950 residents, compared to 5% growth city-wide. Much of this growth can be related to an increase in middle to upper income residents since median income grew from \$13,691 to \$23,359 per annum (NHS 2011, Census 2016). The DTES continues to be home for people in many diverse Indigenous, racial and cultural groups. A high proportion (almost 10%) of residents identify as Indigenous² compared to 2% city-wide. Another 39% of DTES residents are members of a racialised group, including a proportionally large Black population. As well 39% of DTES residents were born outside of Canada, and many people who arrived in Canada as refugees make the area home.

Census 2016 data show that the median household income at \$23,359. This has increased by 6% since 2011, but continues to be much lower than median income across the city (at \$65,423 for Vancouver). Distribution of income over this period shows there are fewer people in the lowest income bracket (below \$20,000) and a rise in higher earners, which suggests increased displacement of the lower-income residents from the area and an influx of higher income residents over time.

Prior to plan approval, unemployment among DTES residents was 12% (2011), which was almost double the citywide unemployment rate of 7.1% (2011). Over time this has decreased to 9% (2016) in the DTES while citywide unemployment decreased to 5.6% (2016). This has coincided with a 5% increase in the number of jobs with over 21,000 people working in the DTES by 2016.

2.3 Evolving Community Challenges

Since the plan was approved in March 2014, there have been several unforeseen challenges in the neighbourhood that have and will continue to greatly impact the well-being of those who live, work and visit the DTES. These challenges are pressing, systemic and multijurisdictional, requiring continued efforts by city, provincial and federal governments, Vancouver Coastal Health, non-profit sector and communities to work collaboratively toward an integrated vision of health and well-being in the neighbourhood, and to shift from a place of survival – and in some situations, including illicit drug users, a struggle to survive – to that of thriving. Refer to Appendix A for details of City of Vancouver and Vancouver Park Board Initiatives in the Downtown Eastside. These challenges include the following:

Overdose crisis and Coronavirus public health emergencies

Following a significant increase in opioid-related overdose deaths from drug poisoning, a public health emergency was declared in BC in April 2016. Since then, over 5,300 people have lost their lives to overdoses across BC, with nearly 1,500 of

² As Indigenous populations are systemically undercounted in the census program, this number should be considered an undercount. In the particular context of the DTES, populations living in ‘collective dwellings’— including many SROs—are not included in the long-form census indicators in this section. The 2011 National Household Survey was administered on a voluntary basis in lieu of the long-form census, and was subject to non-response bias.

these deaths within the City of Vancouver.³ Within the city, staff estimate that about half of lives lost have been in the DTES communities.

Since March 2020, a provincial health emergency has been declared around the COVID-19 pandemic. While public health ordered measures towards safer supply, the impact of COVID-19 has had significant negative consequences for people who use illicit drugs. Levels of deaths due to overdose have reverted back to 2018 levels, with more than one death per day city wide. The number of overdose deaths in the DTES, and across the rest of Canada, have rapidly spiked since March when public health measures were first put in place to prevent the spread of COVID-19.⁴ While there has not been a major community outbreak amongst residents of the DTES, physical distancing and other health measures to prevent COVID-19 transmission are not possible for many DTES residents and conflict with measures to reduce risks of drug use.

A high proportion of DTES residents are disproportionately affected by pre-existing health and social inequities and structural violence, including people experiencing poverty, unemployment, lack of adequate housing, discrimination, homophobia, transphobia, and racism. See Social Impact Indicators (Section 4.2 below) for further discussion on these social inequities using the most recent data sources. This also includes isolated seniors, low income parents, children and youth, people who use drugs, and those with mental/physical health issues.

There is concern for the development of children and youth living in the DTES. The most recent Early Development Instrument survey from 2017-2019 demonstrated high rates multiple vulnerabilities present for children in the neighbourhood, with the highest rates found on the social, physical and emotional scales of development. In addition to efforts to 'flatten the curve' to reduce transmission of COVID-19, it is also important to address these existing inequities. There are ongoing emergencies that affect populations at an epidemic scale, such as missing and murdered Indigenous women and girls, gendered and racialised violence, and ongoing harm and loss of life for DTES residents.

The situation has also brought out remarkable volunteerism and social cohesion as the residents come together to support one another through the crisis, including peer workers who save lives by reversing overdoses.

Increasing street homelessness and urgent need for supportive and shelter rate homes

The 2019 Homeless Count identified 2,223 people as experiencing homelessness in Vancouver on March 13, 2019. This is the highest it has been since counts began in 2005 and represents an approximately 23% increase compared to the 1,803 people experiencing homelessness in 2014 – the year of Plan approval. Of those counted as homeless across the city in 2019, 614 were unsheltered, with the majority (62%) found to be in the DTES, despite the provision of social housing units.

³ BC Coroners Service, Illicit Drug Toxicity Deaths in BC through August 31, 2020.

⁴ A combination of factors may be leading to this spike in overdose deaths. Most notably there is speculation that border closures have led to a more inconsistent and toxic drug supply, and measures used to prevent COVID-19 (such as guest bans in SROS) are leading to more people using alone.

The affordability crisis and speculative investment continue to put pressure on the private SRO stock and the renters for whom this stock is often a last option before homelessness. Since 2015 there have been further losses in affordability, with average rents increasing by 16%, and disinvestment in the remaining affordable stock, culminating at the extreme in unsafe conditions that led to the closure of the Regent and Balmoral Hotels in 2018. The opioid crisis and the City's DTES focussed emergency response to COVID-19 raise the urgency for significant government investment in social and supportive housing delivery, and SRO replacement and revitalisation to meet the housing, healing and community needs of very low-income residents.

Access to places and spaces for low-income residents

Although there have been significant investments in housing since the adoption of the Plan, efforts to deliver community-designed and community-led social and cultural infrastructure have been delayed by lack of investments from senior governments. Impacts include delays for mixed-use housing and social infrastructure projects that envision a more comprehensive approach to access to basic human needs, including access to culture and cultural communities, Indigenous healing and wellness, safe spaces for women, 2SLGBTQQIA and gender diverse folk, access to laundry, showers and washrooms, a diversity of income-generating options and community economic development opportunities, peer wellness spaces, maker spaces for artists, and opportunities for gathering, learning and supporting each other. A more streamlined and formalized government partnership approach to investing in a diverse range of spaces and places for people in the Downtown Eastside is needed to ensure people continue to have access to what they need in body, mind, emotion and spirit to feel at home in the neighbourhood. Nonetheless, the DTES capital grants (approximately \$7.0 million disbursed since 2014) has supported community economic development, asset upgrades, neighbourhood improvements and strategic interventions to increase access to spaces as well as create jobs and opportunities for local residents and organisations. Refer to Appendix B for a summary of DTES capital grants.

Retail and commercial space affordability

Despite their importance and contributions to the city, small local businesses are being impacted by rising rents and property costs, the high cost of upgrading buildings, and high vacancy rates in retail areas, among others. Data collected in 2017 shows that the vacancy rate in some retail/commercial streets was between 23%-37%, with an increase in vacancy along Hastings St. by 5%. A recent study on commercial/retail activities show that before the pandemic, vacancy rates in six shopping districts outside the DTES were between 4%-12%. The full economic impacts of the pandemic are still unknown, and could have far-reaching implications on the retail vitality and high street vibrancy.

The affordability crisis is spreading from housing units to retail and industrial space across Vancouver, driving businesses, including cultural organisations and artists, out of the city. The spaces available in the market are older industrial spaces that don't meet the needs of modern retail and industrial users or are priced at a level that users are unable to pay. According to a 2019 report from the Vancouver Economic Commission (VEC), approximately 55 organisations and non-profits in the DTES are currently looking for space but are facing barriers to finding suitable, affordable spaces.

2.4 Major infrastructure changes in the area

In addition to the compounding challenges of public health emergencies, homelessness, and housing affordability crisis, and increasing affordability pressure on retail commercial and industrial spaces, there are major changes taking place; including:

New St. Paul's Hospital and Health Campus

Immediately adjacent to the DTES within the False Creek Flats is the home of the future St. Paul's Hospital and Health Campus, which will include research, office, hotel, and workforce housing buildings. The hospital is anticipated to be completed by 2026 followed by the other office and hotel components of the health campus. This will bring acute care and integrated health services closer to residents and opportunities for increased investment/spending in the local economy. There are concerns that residents may be squeezed out of the area due to development and gentrification pressures.

Prior Street downgrade and new underpass

As part of the second phase of the False Creek Flats Rail Corridor Strategy, Council endorsed grade-separating the Burrard Inlet Rail Line (BI Line) with an underpass along Prior/Venables Street and downgrading Prior Street to a collector with reduced vehicle speeds near Strathcona Park, improved walking and cycling connections and enhanced public realm. These measures will provide a safe, accessible and reliable connection across the rail line, better connect residents with park space and improve access to the new St. Paul's Hospital and surrounding industrial businesses.

Centerm expansion project

Construction is underway for the Port of Vancouver's initiative to expand capacity of the terminal immediately north of DTES in support of Canada's growing trade demand for goods shipped in containers. A Centerm community fund has been initiated by the Port towards community centres, improvements to CRAB Park and community proposals. The expansion project will also include removal of the Heatley Road overpass, which presents the opportunity to initiate a planning, design, and engagement process to determine the mobility and public space needs to better serve the adjacent businesses and local community.

Rail safety improvements and rail capacity increases

The City is working with CN Rail to upgrade rail crossings to meet new federal safety standards along the BI Line. These upgrades will address safety for walking, cycling and vehicles at crossings along the corridor including at Raymur Avenue, Glen Drive, and Union, Prior, and Parker Streets. CN Rail has received federal funding to add a second track to the BI Line through Strathcona, False Creek Flats and the Grandview Cut. The City is working with CN to mitigate potential impacts related to noise, vibration, air pollution and safety risks including advancing plans to grade-separate the crossing of the BI Line.

3.0 Public Consultation

3.1 Community Engagement activities

In the same spirit of intensive community engagement process that took place throughout the two years to develop the plan, over 700 participants (note: this number includes those who may have attended multiple events) were engaged on the implementation of the plan over the course of a year (Jan 2019 to Jan 2020). The public consultation process was multi-faceted, providing the community with a variety of ways to get involved ranging from responding to a questionnaire to participating in the co-creation of the DTES Plan Community Fair. Refer to Appendix C for details of consultation and engagement activities.

Notification

- E-mails were shared to the DTES list-serv with 535 registrants
- A social media campaign: 16 facebook, instagram, and twitter posts
- Posters were displayed in DTES library branches, community centres, and provided to the four BIAs for their members
- A local non-profit social enterprise was employed to provide posters to all SRO hotels and neighbourhood bulletin boards in the DTES

DTES Plan Community Fair (June 2019)

A free public event co-created with local residents, non-profit organisations, and business groups. The DTES Plan community fair was held in the Vancouver Japanese Language School and Hall and included information displays summarizing plan achievements to date; panel discussions on housing and homelessness, healing and wellness, local economy, and grants; and exhibition space for over 30 participating local organisations, including community groups, Indigenous groups, non-profit housing and social service organisations. With the assistance of ACCS, Indigenous health and wellness supports for participants were made available, including an Elder and wellness counsellors throughout the day. Participants were asked for feedback on gaps and priorities for implementation as well as funding for the next three years.

Online Questionnaire (June – July 2019)

Broad public engagement was undertaken over six weeks through an online questionnaire on the City's website, Talk Vancouver panel, and DTES list-serv, which drew over 200 responses. Paper copies were also distributed during the fair and at the DTES planning team office.

Focused meetings/workshops

Multiple conversations were held with local groups and residents, including representatives from the former Local Area Planning Process (LAPP) committee, seniors, women's groups, cultural organisations, business improvement associations, and representatives from the Carnegie Community Action Project, and Building Community Society as co-chairs.

3.2 Key comments from community engagement

The main findings of the engagement with the community regarding priorities, gaps, and implementation include the following:

Achievements

Although there is a perception that things are worse in the DTES, there are positive stories to share and successes to note:

- In particular, the Temporary Modular Housing program was noted as a major success.
- Acknowledgement the City is undertaking a lot of work as part of plan implementation, although the average person in Vancouver does not know/see this (correlates to public questionnaire findings with over half of respondents who believe progress on achieving the vision was mostly or somewhat off-track).
- Grant programs supporting and enhancing the incredible work non-profits undertake in the community does make a difference to recipients lives.

Healing and Wellness

- There is widespread trauma and inter-generational impacts on Indigenous people resulting from colonisation and residential schools and ongoing systemic racism, sexism, discrimination, physical and cultural genocide, mental health and substance use, gentrification and displacement.
- Many don't realise the DTES is located on unceded Indigenous land that has with a rich history, and inter-connected communities with a strong culture and identity who care for each other.
- Healing and wellness spaces in the DTES need to be culturally safe and meaningful for Indigenous residents. This means having healing and wellness spaces designed by and for Indigenous Peoples, allow for ceremony, include Elders, are trauma-informed, and welcoming and non-judgemental spaces for Indigenous community members to feel safe. Indigenous healing and wellness spaces are essential for making a difference to the health and wellbeing of Indigenous Peoples in the DTES.
- Community voiced concerns about the consolidation of health care services, saying the Vancouver Coastal Health's Second Generation Strategy does not work for everyone, are too high barrier, and felt more diverse models are needed.
- Community well-being (and housing) was identified by the majority of questionnaire respondents as a priority focus area for the next five years.

Space, amenities and core operating funding for people's health and wellbeing:

- COVID-19 has deepened our understanding of the ongoing and urgent need for access to basic human needs and public amenities, such as safe access to washrooms, hygiene and drinking water, wifi/information and charging stations, and harm reduction supplies. For residents who experience the compounding structural barriers including poverty, unemployment, lack of adequate housing, discrimination and racism, these amenities would greatly improve people's health and well-being

- Safe spaces and supports are needed for women, in particular Indigenous women, trans and two-spirit people who experience gendered and racialised violence at both interpersonal and structural levels. Current spaces are often unsafe, unwelcoming, inaccessible, and inadequate (e.g. too small, lack amenities) to sustain current and growing need. The Plan implementation does not focus enough on safety, for people who experience sexual gender-based, and colonial violence, namely, Indigenous and racialised women, and two spirit, lesbian, gay, transgender, queer, questioning, intersex and asexual (2SLGBTQQIA) and gender diverse people.
- Seniors and youth are also in need of dedicated spaces, including culturally safe places to socialize and gather. Lack of youth programs/amenities are leading to more homeless youth, especially those that age out of care.
- Spaces for children and families are also needed, such as expanded drop in and gathering spaces, family and children's programming, and licensed child care including Indigenous-led programs and services.
- The call for Indigenous healing and wellness space has been made for decades. Together with Indigenous community members, the City identified space at 312 Main; however this space is not suitable due to seismic issues. Staff continue to search for space opportunities with government and community partners.

Affordability crisis for businesses and non-profits:

- The lack of affordable commercial retail spaces is leading to a loss of community-serving retail (e.g. small grocers, laundromats, etc.) and there are vacant storefronts in many areas. Existing businesses suffer due to the street disorder and lack of safety, security and cleanliness in the area, which sometimes result in damage to properties or inability to retain staff (especially female employees). BIA's are also struggling to attract new businesses to the area for the same reasons.
- The non-profit sector is also challenged with increasing rent and property taxes, in particular, social service providers, social-enterprises and the arts community. The arts community has additionally faced the introduction of higher value land uses in industrial areas threatening their viability and increasing their vulnerability to displacement. There is growing interest from businesses and non-profits to co-locate or co-share space/ resources; however, many find the City's building/business permit processes a barrier.
- In 2019, the Eastside Culture Crawl Society inventoried artist production spaces in the city's industrial areas, and found that over 400,000 square feet of visual arts studio space has been lost in East Vancouver over the past 10 years, with the median rental rate increasing by 65% over the past eight years. There is little ownership in the sector and 2/3 of cultural spaces have leases of five years or less. Of all cultural spaces, artist studios are the most vulnerable to displacement, given low income for artists, insecurity of tenure, rising rental and property tax rates, and competitive land value uses.
- The Downtown Eastside Oppenheimer District Official Development Plan (DEOD ODP) maintains the outright floor space ratio at 1.0 FSR and requires that any additional development would be conditional on providing 60% social housing and 40% market rental housing. Expansion of existing rental, commercial or industrial premises (with the exception of corner sites in sub-area 1) is limited to 0.5 additional FSR. Some property owners have

indicated they strongly oppose this policy, arguing it severely limits development potential and employment creation. There are also concerns about the concentration of social challenges and services in the DEOD.

Informal economy:

- Ongoing stigma faced by residents engaged in the survival and informal economy (e.g. binning, street vending) presents an opportunity to continue diversifying and expanding options for income generation in the DTES and across the city.

Housing and homelessness:

- Temporary Modular Housing (TMH) is seen as a success in rapidly responding to homelessness, but permanent housing solutions are also needed. Seniors, families, Indigenous people, transgendered people, women and those with health and mobility challenges should be prioritised.
- Some community advocates suggest the proportion of social housing requirements for the DEOD should be increased from 60% social housing and 40% market rental, to 65% social housing and 35% market rental. There is also interest to expand the '60-40' requirement into other areas.
- A counter view is offered from other community advocates who are concerned that the expansion of the 60%-40% policy would negatively impact business investment and reduce jobs.
- There isn't enough shelter rate housing; at the same time, welfare shelter rates need to increase to address growing homelessness and the cost of maintaining and managing housing.
- Systemic barriers in shelter rules prevent many from accessing shelters, e.g. operating hours and entrance cut-off times prevent sex trade workers from accessing afterhours.
- Colonial heritage building preservation requirements in predominantly colonial historic neighbourhoods with aging building stock and deteriorating housing conditions make it challenging to redevelop for social housing. Understanding the relationship to this prioritisation of heritage on the unceded territories of the Musqueam, Squamish and Tseil-waututh territories is important to address through the City's commitments as a City of Reconciliation, as well as the Equity Framework and decolonizing practices.

Model for neighbourhood governance

- Resident groups in several neighbourhoods (including Strathcona, Chinatown, Hogan's Alley and Powell Street groups) are proposing exploring opportunities for partnerships and neighbourhood governance to manage change and protect the character of their areas in a different way.

4.0 Monitoring and Evaluation

4.1 DTES Plan Targets

The Plan sets out the policies, strategies, quick starts and actions needed to achieve the long-term vision that:

“the neighbourhood will be made up of mixed-income communities with a range of affordable housing options (including social housing) for all residents, local serving commerce, social services and cultural activities where all feel welcome, valued and at home”

Since the adoption of the plan six years ago, substantial and steady progress has been made towards achieving the 30-year targets (some also have 10-year interim targets), particularly in the delivery of social housing both inside and outside of the DTES. This is due to considerable efforts of government, institutions, non-profit agencies, social enterprises, groups and individuals. It is also in part thanks to the implementation of the Temporary Modular Housing program (130 units across three sites within the DTES). However, the need for social housing remains high and may be due in part to pressure from on-going speculative investment in private SRO buildings, resulting in a continued loss of affordability and displacement of low-income renters. Refer to Section 8.2 for Public benefit strategy delivery.

Table 1: DTES Plan Target Monitoring (DTES Plan Chapter 18)

Area	Targets		Total*	% of Target		
	10-yr (by 2024)	30-yr (by 2043)		10-yr (by 2024)	30-yr (by 2043)	
Housing	1,650	3,000	Secured market rental units [†]	729	44%	24%
	1,400	4,400	New social housing in the DTES* (units renting at shelter rate)	1,763 (1,070)	Met target	40%
	1,900	2,200	Upgrades to SRO units	1,108	58%	50%
	--	1,650	Rent subsidies	702 [‡]	--	43%
Local Economy	--	2,800	Retention of existing businesses [‡]	-516	--	-20%
	--	3-5%	Growth in business [§]	6.1%		Met target
	--	--	Reduction in empty storefronts	Stable		n/a
	--	3,500	Employment opportunities (jobs)	3,185		91%
Well-being	--	148	Age 0-4 childcare spaces	111	--	75%
	--	44	age 5-12 childcare spaces	0		0%

* As of Dec 31, 2019. Housing data includes 130 temporary modular housing units

[†] BC Housing, Current rent subsidies in the DTES (not cumulative).

[‡] City of Vancouver, Business License data, total number of business licenses issued in 2014 and renewed by the same business within the reporting period.

[§] City of Vancouver, Business License data, change in total number of business licenses within the reporting period.

| Dun & Bradstreet, Business Establishment data (estimated) 2019, current total (not cumulative).

KEY PROJECTS AND WORK RELATED TO TARGETS

The following highlight key projects/work relating to the targets:

Housing and Homelessness

While the challenges of homelessness and inadequate housing for low-income residents persists, the recent period has seen significant alignment, shared prioritisation and renewed collaboration between the City and senior government partners.

- **Homelessness** – The Homelessness Services Outreach Team connects directly with individuals in need of housing, income, and other support services at their office, as well as out in neighbourhoods throughout the city and particularly in the DTES. In 2019, the Outreach Team supported 5,469 individual clients to access a range of services and housing, including 2,548 new clients. Over the course of the year, the Outreach Team housed 938 individuals (this does not include the number of people that the Team supported to remain housed). The Outreach Team also operates an ID Bank funded by BC Housing which enables the safe storage of important documents. Lost and stolen ID pose a significant barrier in accessing income, housing and other important services. During 2019, the Team has applied for over 1,700 unique identification documents for clients, including birth certificates, Citizenship Certificates, Permanent Resident Cards and Photo Services Cards. There are currently over 2,000 clients with IDs stored with the Outreach Team. These efforts are made possible through building a number of partnerships with provincial and federal government agencies to break down barriers to accessing services. The Outreach Team also played an important supporting role during the province-led decampment of Oppenheimer Park in April/May 2020. The Team matched individuals with the accommodation that best met their unique needs. As of May 20th, 261 people have been moved from the encampment into temporary accommodations.
- **Temporary Modular Support Housing** – Highlight overall partnership creating supportive housing, housing first model, city-wide housing options, and specific projects in and adjacent to the DTES. Since 2017, the City partnered with BC Housing to rapidly deliver over 650 new homes of temporary modular supportive housing (TMH) specifically for people experiencing homelessness. There are three sites with a total of 130 new homes with 24/7 staff onsite to support tenants: Aneki Housing for Women, Chartrand Place and Nora Hendrix Place. The TMH initiative applied the Housing First model which enables individuals or households who face significant barriers, to access affordable and stable housing and ultimately improve their health and social connections and supports⁵. The benefits from the Housing First approach include a positive impact on residents' well-being and social connections, decreased use of ambulance services and hospital stays and therefore offer cost savings.
- **SRO Revitalisation and Replacement** – The DTES Plan identified the long-term replacement of SROs while improving the condition and affordability of the existing stock as key priorities. Through the Plan, SRO replacement is being achieved through the provision of new, permanent social housing

⁵ https://www.mentalhealthcommission.ca/sites/default/files/At%252520Home%252520Report%252520Vancouver%252520ENG_0.pdf

units citywide that are designated for single individuals and rent at the shelter component of income assistance. Between 2017 and 2019, 653 units of SRO replacement housing were approved citywide, bringing the total of SRO replacement units to 1,152 since the Plan's inception. This includes the on-site replacement of three ageing SROs, Roddan Lodge, Stanley Fountain Hotel, and 616 E Cordova, which together will deliver a total of 240 improved and affordable new homes for the neighbourhood's very low-income residents. Other new housing projects at 58 W Hastings and 177 W Pender will provide SRO replacement options inside the DTES, while inclusionary projects will deliver an additional 200 units of shelter rate housing outside the DTES.

In 2017 and 2018, the Regent and Balmoral SRO hotels were closed under City order after years of neglect by the private owners, leading the City to begin a process of expropriation. In November 2019, Council made the unanimous decision in to expropriate the two buildings for the delivery of much needed social housing.

The City's SRA grant program has provided over \$1.1 towards improving 260 non-profit SRO rooms, and has allocated an additional \$1.6 M in funding to improve Chinese Benevolent Society-owned SROs. The City continues to work collaboratively with senior levels of government to pursue an aggressive acquisition and revitalisation strategy for the privately-owned SRO stock.

- **Secured Market Rental** – The Downtown Eastside Plan encourages new development of a wide range of housing types including-market rental housing. This housing will be secured as rental tenure for 60 years or the life of the building. The plan prioritizes rental housing through an updated zoning density bonus mechanism, and a mixed income development model; this development model, in the Downtown Eastside Oppenheimer District (DEOD), is aimed at building and supporting sustainable social housing units (60% of units) and market rental development (up to 40% of units) rather than strata-ownership housing. Other market rental projects may include 100% market rental buildings under the Rental 100 policy in Victory Square, and SROs upgraded to include bathrooms and kitchens and secured as rental through a housing agreement.

Projects approved from 2017-2019 which include secured market rental units are 95 E Hastings (132 units), and 33 W Cordova (62 units). 95 E Hastings is a 10 storey secured market rental building, and 33 W Cordova is a 10 storey mixed-use building in Gastown that includes 80 social housing SRO replacement units, and 62 secured market rental units.

Local Economy

- **Chinatown Legacy Stewardship Group** – The Chinatown Transformation Team has been working with the Chinatown Legacy Stewardship Group to build a common vision that helps to protect Chinatown's cultural heritage, take care of the community assets and showcase it on a local, national and global level. Recognising Chinatown's small businesses are important cultural assets, the Legacy Stewardship Group formed a working group to focus on small businesses and economic development. The Legacy Stewardship Group and its working groups are tasked to recommend priority actions and policies to be included in the long-term plan of Chinatown.

- **Retail-Commercial District Small Business study** – A study on the viability of small independent businesses in six BIA’s outside the Downtown Peninsula was completed in 2019. The City plans to inventory businesses in all 22 BIA areas, and possibly other business districts and clusters, to provide baseline data to monitor business change city-wide annually.
- **Activate DTES pilot** – Accessible affordable space is lacking in Vancouver’s DTES and this pilot project is a partnership between the City and the VEC that aims to provide non-profits, social enterprises, cultural/heritage businesses, and arts & culture groups, with supports to access and share affordable spaces. The next phase will focus on the retail continuity zone of the Downtown Eastside/Oppenheimer District (DEOD).
- **Community-serving retail** – Funding through the DTES Capital Grants is currently allocated to support a program led by the Strathcona BIA that promotes tenancies in vacant store fronts in Chinese Society Buildings. The goal is to secure and repurpose underutilized commercial spaces for affordable, community-serving retail. In 2019, the project successfully retained a space for the family-owned Kam Wai Dim Sum at the Kong Chow Society building. The next phase will explore the support for two new initiatives in the Strathcona and Chinatown BIA catchment areas.
- **Local employment** – There are several ongoing local employment initiatives in the DTES, notably peer employment programs, informal economy supports, and the Community Benefit Agreement Policy. In the last three years, the City (led by ACCS) and community groups (notably the City-funded Eastside Works) have worked collaboratively to develop peer employment programs that provide flexible, low barrier job opportunities for local people based on their unique skills and experiences from living in the DTES. This peer workforce was invaluable in carrying out public health support during the COVID-19 pandemic.
- For individuals involved in the survival economy, the City has worked with and supported a number of programs (such as Binners’ Project, DTES Market, Downtown Eastside Women’s Market and the Street Vendors Collective) to provide safer, more dignified income generation opportunities, support local suppliers and social enterprise. The benefits from these initiatives go far beyond income provision, with individuals reporting a greater sense of inclusion, well-being and access to other services.
- **Property Assessment Values and Development** – Despite plan policies that favour social housing over market strata development, since plan approval the change in total property assessment values in all but one DTES sub-area have exceeded that of the city as a whole. Prior to plan approval, the total assessment value of the DTES was approximately \$4.3 billion in 2013, compared to \$9.7 billion in 2019. This was an increase of 128% compared to a slower increase of 91% city-wide. This may be due to the higher proportion of employment land in the area, whereas much of the city as a whole is comprised of lower density residential use. The highest increase in assessment value occurring in the Industrial lands with a change of 242%. The Oppenheimer District saw the lowest increase in assessment value at 89%, similar to the city-wide increase. A comparison of total assessment values in by sub-area is shown in Table 2.

Table 2: Total Property Assessment Values in DTES sub-areas vs City of Vancouver, 2013 & 2019

Area	Total Assessment Value 2013 (\$ Billion)	Total Assessment Value 2019 (\$ Billion)	Percentage Change
Downtown Eastside	4.3	9.7	128%
Industrial	0.5	1.6	242%
Strathcona	1.0	2.2	131%
Chinatown	0.5	1.2	129%
Victory Square	0.5	1.0	129%
Gastown	1.2	2.3	100%
Thornton Park	0.1	0.3	98%
Oppenheimer	0.5	1.0	89%
City of Vancouver	222.0	424.0	91%

Data source: BC Assessment Authority, 2013 and 2019

4.2 Social Impact Indicators

Indicators for housing, development and well-being were identified in the 2014 Downtown Eastside Social Impact Assessment report. Data has been collected for each indicator, with some revisions and additions following data changes. Table 3 compares the 2013/2014 baseline indicators with the most-up-to-date data available.

Table 3: Social Impact Indicators

Theme	Social Indicator	Baseline	Current	Units	Geography	Source
Housing Affordability	Homelessness	1,600 (2013)	2,223 (2019)	People who are homeless	City of Vancouver	Homeless Count
	Poverty (Canada's official poverty line) <i>(New indicator)</i>	49% (2011)	48% (2016)	% of individuals with family income below the market basket measure	DTES	Census Program, Community Data Program
Housing Affordability	Income assistance cases (including Disability Benefits, pensions)	38% (2013)	31% (2017)	% of tax families that report income assistance	V6A Postal Codes ⁶	Income Tax Returns, Community Data Program
	Individuals earning over \$50K <i>(New indicator)</i>	17% (2013)	25% (2017)	% of people that report individual income	V6A Postal Codes	Income Tax Returns, Community Data Program

⁶ Income tax data are available at the level of forward sortation areas (FSAs), the first three characters of postal codes. The V6A FSA covers an area from Carrall Street to Clark Drive in the DTES, as well as Citygate and much of the False Creek Flats between Main Street and Vernon Drive and south to Great Northern Way.

Theme	Social Indicator	Baseline	Current	Units	Geography	Source
Housing Affordability	Average market rent in purpose-built market rental (zero-bedroom unit) <i>(New indicator)</i>	\$870 (fall 2014)	\$1,294 (2019)	Dollars per month	CMHC East Hastings Zone	CMHC Rental Market Survey
	SROs at or below \$375 monthly rent (shelter component of income assistance)	24% (2013)	26% (2019)	% of private SRO units open and surveyed	DTES	City of Vancouver Housing
	Rent subsidies	283 (2014)	702 (2019)	Number of subsidies	DTES	City of Vancouver Housing
Housing Conditions	Rental buildings with unresolved by-law issues <i>(New indicator)</i>	Unknown	91 (2019)	Number of buildings	DTES	Vancouver Open Data
	Total number of unresolved bylaw issues in rental buildings <i>(New indicator)</i>	Unknown	561 (2019)	Number of bylaw issues	DTES	Vancouver Open Data
Housing Supports	Supportive housing	2,777 (2013)	3,241 (2019)	Number of units	DTES	City of Vancouver Housing
Development	Change in assessed DTES land value	Baseline (2013)	112% increase (2019)	% increase since 2013 baseline	DTES	Vancouver Open Data
Well-being	Average life expectancy at birth ⁸	71.21 (2013)	65.43 (2019)	Years	DTES CHSA ⁹	BC Stats
	Total crime	7,699 (2013)	9,763 (2019)	Reported incidents	DTES	VPD Data Request
	Property crime	3,556 (2013)	6,294 (2019)	Reported incidents	DTES	VPD Data Request

7 Canada Mortgage and Housing Corporation (CMHC) define zones and neighbourhoods to report results from their surveys. The East Hastings Zone includes the Downtown Eastside/Strathcona, Grandview-Woodland and Hastings-Sunrise neighbourhoods. More specific data for DTES is not available for the entire SIA monitoring period, but recent data suggest that the DTES may have higher rents than other neighbourhoods in this zone.

8 Life expectancy estimates are now available at the Community Health Service Area (CHSA) level, which closely matches the DTES plan area and replaces Local Health Area (LHA) data published in previous DTES Plan updates. The current and historical figures included in this table and discussed below are not comparable to LHA data.

9 The DTES CHSA is similar to the DTES planning area but extends south to Terminal/East 1st Avenue.

Theme	Social Indicator	Baseline	Current	Units	Geography	Source
	Violent crime	1,797 (2013)	1,668 (2019)	Reported incidents	DTES	VPD Data Request
	Early Development Instrument ¹⁰	52% (2011-2013)	68% (2017-2019)	% of kindergarten children considered vulnerable	Strathcona Local Area ¹¹	UBC Human Early Learning Partnership
	Sense of belonging, connectedness, feeling accepted at 'home'	58% (2013-2014)	<i>Next survey expected 2020-2021</i>	% reporting strong or somewhat strong sense of belonging	Strathcona Local Area	My Health My Community

These indicators illustrate how the neighbourhood has changed since 2013. Additional social indicators relating to population demographics and Healthy City Strategy indicators are also tracked to understand trends in the area.

Social, economic and health inequities visible in the Downtown Eastside reflect broader systemic challenges to achieving a healthy, sustainable, resilient and equitable city for all residents of Vancouver. Half of residents live below Canada's newly-adopted poverty line, which measures the income needed for a basic standard of living, and even more residents struggle with modest incomes that do not keep pace with the cost of living in the city. These economic inequities intersect with systemic experiences of colonisation, racism, stigmatisation and marginalisation. The most recent Early Development Instrument survey conducted in 2017-2019 showed multiple vulnerabilities present for children in the neighbourhood, with the highest rates found on the social, physical and emotional scales of development.

Some indicators that appear to show improvement in economic conditions may actually reflect an increasing dynamic of gentrification and displacement. For example, there has been a decline in the number of people reporting income assistance, from 38% of tax filers in 2013 down to 31% in 2017, but there has been an increase in the number of high and medium income earners moving into the area since 2013. The number of people earning over \$50,000 increased by 72%, while those earning over \$100,000 increased by 96% from 2013 to 2017. The existing rental stock is increasingly inadequate and unaffordable for most Downtown Eastside residents. In 2014, the average studio rented for \$870, which increased by 33% to \$1,156 in 2019. In both years, these average rents were not affordable for over three quarters of residents.

The overdose crisis is having a significant impact on local life expectancy, which decreased from 71.21 in 2013 to 65.43 in 2019. These are both significantly lower than

¹⁰ Vulnerability is assessed by assessing children against developmental benchmarks on five scales: physical health and well-being; social competence; emotional maturity; language and cognitive development; and communication skills. The reported indicator is children who are considered vulnerable on any one of these scales.

¹¹ The Strathcona local area extends from Main Street to Clark Drive and from Burrard Inlet to East 2nd Avenue/Great Northern Way/East 6th Avenue.

the life expectancy for Vancouver overall, which decreased from 84.90 in 2013 to 84.42 in 2019. An increasingly poisoned drug supply has created a spike in overdoses and overdoses deaths across the City, and the Downtown Eastside has been specifically impacted by this drug poisoning crisis. However, these metrics fail to illustrate the impact of the peer-based overdose response. Internal overdose data has shown that, although the Downtown Eastside is the location of a disproportionate number of overdoses, the ratio of deaths to overdoses is among the lowest in the city. The drug supply remains poisoned, putting people at extreme risk, but the community-based overdose response has saved an enormous number of lives by acting swiftly, administering naloxone and ensuring that peers can support each other.

4.3 DTES Plan Three-year (2017-2019) Action Plan





A vital element of implementing the [Downtown Eastside Plan](#) is the thirty-year (2013-2043) action plan, found in Chapter 18. There are a total of 81 action items, almost all of which are in progress, or completed. Since 2017, an additional 33 projects have been completed. Only four projects have not yet started. Table 4 includes a three-year summary of work completed, organised by the nine areas of focus.







Table 4: Implementation of the Action Plan (2017 - 2019)







Time Frames: QS=Quick starts (within 3 yrs) | S=Short-term (within 10 yrs) | M/L=Med/Long-term (within 30 yrs)


Project Status

-  Completed
-  Not yet started (to be initiated)
-  Ongoing (continuous work with no defined end)
-  On hold (paused)
-  In progress (in the process of completing)
-  Cancelled (no longer pursuing)

 COMMUNITY PLACE-MAKING		 WELL-MANAGED GROWTH AND DEVELOPMENT		
#	ACTION	TIME FRAME	3 YEAR PROGRESS (2017-2019)	STATUS
1	Amend land use and development policies and by-laws to support plan implementation.	Q S	<ul style="list-style-type: none"> DEOD ODP amended Sept 2017. Chinatown Rezoning policy rescinded. Chinatown HA-1 and HA-1A by laws amended. DTES Liquor Policy restricting new liquor primary licenses approved by Council on June 14, 2017. 	Ongoing 
2	Develop a Powell Street (Paueru Gai) Revitalisation program and public realm plan.	S	<ul style="list-style-type: none"> Staff is assisting community representatives to prepare an action plan. Japanese Language School and Hall declared a National 	In progress 






			Historic Site by federal government in month 2019.		
3	Implement the Social Impact Management Framework to protect and enhance identified community assets, and manage neighbourhood change to provide benefits and opportunities for local residents.	Q S	<ul style="list-style-type: none"> This evaluation tool is being considered for use in other neighbourhoods in the DTES. 	Completed	
4	Encourage the revitalisation of laneways through temporary installations and development opportunities.	Q S	<ul style="list-style-type: none"> Two new murals in Chinatown. A student project in Chinatown identified opportunities for activation. Hastings Crossing BIA investigating lane activation in Market Alley. \$50,000 DTES Capital grant to activate lanes in Gastown BIA. 	Completed Ongoing	 
5	Work with the community to prepare a “Hastings Street Urban Design Framework”, including developing Urban Design Guidelines (for Gore to Clark Avenues) and a public realm plan (Richards Street to Clark Avenue).	Q S	<ul style="list-style-type: none"> Project on hold due to lack of staff resources. 	On hold	
6	Work with the community to prepare a “Kiwassa Urban Design Framework”, including developing Urban Design Guidelines and a Public Realm Plan.	Q S	<ul style="list-style-type: none"> Project on hold due to lack of staff resources. 	On hold	
7	Support strategic public realm improvements to enhance and improve public realm safety, quality, and amenity, particularly for populations that face structural barriers.	S	<ul style="list-style-type: none"> 336 Chinatown dragon lights upgraded for energy efficiency 2017. DTES capital grant to support Strathcona and Hastings Business Improvement Associations Urban Tree Nursery- providing tree coverage and local artist painted planters in the DTES. 	Completed	
8	Undertake improvements to Water Street and Maple Tree Square, including the public realm, pedestrian, cyclist, and traffic safety, and introduce amenities for community programming and celebrations.	S	<ul style="list-style-type: none"> Gastown Complete Streets project (launched in 2017) is focusing on the role of Water Street as a place and opportunities for pedestrian spaces. 	In progress	


			<ul style="list-style-type: none"> other funders. DTES Capital funding to support Downtown Eastside Women's Centre relocation feasibility study. 		
11	Expand access to affordable, nutritious, and culturally-appropriate foods.	S	<ul style="list-style-type: none"> Developed a Food Services Vulnerability and Resilience Assessment Framework, and assessed the City's three low-cost meal programs. Served an average of 1,567 low-cost meals per day, 365 days per year through Carnegie and Evelyne Saller community centres. DTES Capital funding to support kitchen renovations at DTES neighbourhood house; Hives for Humanity's Bee Space; HAVE Cafe; Downtown Eastside Women's Centre; Atira's Sisele's Kitchen. 	Ongoing Completed	 
12	Prioritize the safety of women, children, seniors, and culturally-diverse groups through well-designed spaces and inclusive programs.	M / L	<ul style="list-style-type: none"> The City joined UN Safe Cities Safe Public Spaces which focuses on gender based violence, scoping study to commence soon. Provided 19 organisational and capacity-building grants. Developing a Social Infrastructure Framework to improve the equitable distribution of social resources and amenities 	Ongoing	
13	Decrease child vulnerability from 50% to 15%.	M / L	<ul style="list-style-type: none"> Early childhood vulnerability increased to 68% of children in 2017-2019 with vulnerability increasing on 4 of 5 development scales. 	Not yet started	
14	Attract and retain food-related non-profit organisations and small businesses to be viable within the DTES.	M / L	<ul style="list-style-type: none"> Provided \$1 million in grants to DTES organisations to address community food priorities. DTES Capital funding to support kitchen renovations at HAVE Cafe. 	Ongoing	
15	Create 292 new childcare spaces for children aged 0-12 years of age.	M / L	<ul style="list-style-type: none"> Two childcare centres (total of 74 spaces) are scheduled to open in 2020. 	In progress	



HEALTHY HOMES FOR ALL



#	ACTION	TIME FRAME	3 YEAR PROGRESS (2017 - 2019)	STATUS	
16	Create 850 new social housing units in first 5 years (400+450).	Q S	<ul style="list-style-type: none"> 898 social housing units completed and occupied since the Plan was approved (including 130 units of TMH) 	Completed	
17	Increase affordable housing options for all residents in the DTES, including social housing (1,400 in the first 10 years), income supplements (1,650 in the first 10 years), secured market rental housing (1,650) and affordable home ownership options.	S	<ul style="list-style-type: none"> Between 2017 and 2019, 974 units of social housing and 194 units of secured market rental were approved inside the DTES 705 residents currently receiving rent subsidies in the DTES 	In progress	
18	Leverage an expanded and targeted DTES rent subsidy program linked to the scattered site initiative.	Q S	<ul style="list-style-type: none"> In 2017, BC Housing implemented Homeless Individuals Families Information System (HIFIS) a new case management system. We are working with BC Housing to obtain metrics on rent supplements provided both within and outside the DTES using their new system (rent sup program, \$ amount, # of people assisted, time period of subsidy) to assess how subsidies are addressing DTES targets/need. 	Ongoing	
19	Offer grants to non-profits to upgrade SROs while maintaining affordability.	Q S	<ul style="list-style-type: none"> \$1.1 million provided by the City for SRO upgrade grants from 2015 to 2019. DTES Capital funding of \$96,500 to support bathrooms renovation at the May Wah Hotel. 	In progress Completed	
20	Work with the Residential Tenancy Branch to improve tenant/landlord relations.	Q S	<ul style="list-style-type: none"> In June 2019 Council approved the creation of the Renter Services Grants, a new funding stream to support Vancouver renters, including renters in the DTES. Many recipient organisations awarded grants in early 2020 provide services to DTES residents. The grant to the SRO Collaborative in particular is 	Completed	





			enabling critical outreach to SRO tenants in privately owned buildings.		
21	Amend the SRA By-law and clarify the fee Council can attach to an SRA permit.	Q S	<ul style="list-style-type: none"> No updates 	Completed	
22	Explore creative financing using a 'cost-benefit' approach for scattered supportive housing sites.	Q S	<ul style="list-style-type: none"> Three temporary modular housing (TMH) buildings totalling 130 units of shelter-rate housing were opened in partnership with BC Housing, the City, Vancouver Coastal Health and non-profit housing partners. <ul style="list-style-type: none"> Aneki Housing for Women (39 units) - Atira Chartrand Place (39 units) - PHS Nora Hendrix Place (52 units) - PHS 	In progress	
23	Increase affordable housing options in neighbourhoods outside the DTES (including social housing, supportive housing/scattered sites, income supplements and market rental and homeownership units).	S	<ul style="list-style-type: none"> 3,489 units of social and supportive housing approved outside the DTES (2017-2019) of which 892 are at shelter rate 	Completed	
24	Improve condition and quality of 1,900 SROs including upgrades to buildings and units.	S	<ul style="list-style-type: none"> Single Room Accommodation By-law amendments were adopted in 2015 to further discourage conversion or demolition of SRO units and prevent the loss of affordable SRO units. In 2019, \$200,000 was granted to the Jubilee Rooms to renovate 80 SRO rooms. An amount of \$1.6 million has been allocated to upgrade housing units in SROs owned by Chinese Benevolent Societies. 	In progress	
25	Improve housing and service options for people with mental health and addictions issues (1,300 scattered sites, 1,100 enhanced supports in BC Housing SROs, and 150 new residential beds in first 10 years).	S	<ul style="list-style-type: none"> Through the Housing Vancouver Strategy (2017) implementation, the City is working with BC Housing, Vancouver Coastal Health, non-profit partners and CMHC to identify opportunities for coordinated government support for new housing and health-related developments to advance the DTES housing plan principles 	In progress	



			<ul style="list-style-type: none"> • To date the “Supporting Tenants Enabling Pathways” (STEP) Pilot program has supported over 39 tenants to transition from supportive housing into independent social housing options in and outside the DTES. In turn, the vacated supportive homes were re-occupied by people experiencing homelessness that require housing with support services • Zoning amendments to the DEOD ODP provide options for projects on certain sites that deliver affordable housing in conjunction with DEOD priority uses: community health and well-being, local economic development, and social housing. 	Completed	
--	--	--	--	-----------	---













VIBRANT INCLUSIVE LOCAL ECONOMY

#	ACTION	TIME FRAME	3 YEAR PROGRESS (2017 - 2019)	STATUS	
26	Achieve a 50% reduction in vacant storefronts through retail strategies	S	<ul style="list-style-type: none"> • Vacant storefronts have remained stable • The City has invested in a range of research looking into policy responses in other cities to retain independent small businesses. Small business research is currently underway to examine city-wide retail trends. • DTES Capital funding provided to support a feasibility study to explore tenancies in vacant storefronts in Chinese Society Buildings, as well as for renovations of an existing retail unit in Chinatown to enable the shop to remain. 	In progress	
27	Increase local employment (a target of at least 1,500 jobs over 10 years) encouraging inclusive local hiring opportunities	S	<ul style="list-style-type: none"> • There is an estimated increase of 3,185 people working in the DTES since 2017 (Dun & Bradstreet, 2019). • Community Benefit Agreement Policy (approved 	Ongoing	

			<p>2018) standardizes local hiring and social procurement for large-scale developments.</p> <ul style="list-style-type: none"> • DTES Capital funding to support social enterprise expansion, space upgrades and renovations 		
28	Assist BIAs to enhance the local business environment and attract new businesses at a ten-year target rate of 3 to 5% growth.	S	<ul style="list-style-type: none"> • Increase of 1.4% in businesses since 2017, an overall increase of 6.1% in the last 6 years • Close to \$500,000 from the DTES Capital Grants to Gastown, Hastings Crossing, Strathcona and Chinatown BIAs to improve public realm, business environment, and to explore opportunities for business retention and attraction. 	In progress	
29	Work with developers to allocate affordable space for important community assets and social enterprises (especially in CBDA)	S	<ul style="list-style-type: none"> • Staff is working with various groups developing sites located in the CBDA to incentivize community amenity spaces: 52-92 E Hastings; 501 Powell Street; 420 Hawks; 58 W Hastings). Retail space secured at 95 W Hastings for 15 years below market rate for community serving non-profit or social enterprise as part of the rezoning negotiations 	In progress	
30	Use City-owned properties, affordable leases, and revitalisation tax supports to provide affordable goods and services to the area.	Q S	<ul style="list-style-type: none"> • Staff continues to explore the inclusion of vacant City-owned spaces in the CIRES (Community Impact Real Estate Society) portfolio. CIRES has tenanted several priority community serving retail concepts either offering affordable goods and services, low-barrier employment, or community services, and has a vacancy rate below its operational target of 10% (Sep 2019). 	Ongoing	
31	Facilitate social and green enterprise practices, innovative business methods to achieve Social Impact objectives and Greenest City Action Plan objectives	S	<ul style="list-style-type: none"> • The City has supported the Bidders Project in the last 4 years to employ approximately 300 bidders. Recently they completed a Pilot project to design purpose-built cart/trailer that aims to improve bidders' efficiency in recycling 	In progress	

			<p>materials, earning potential and safety on the job. The Binner's Project is about to implement a universal shared cart system with two docking stations in the DTES.</p> <ul style="list-style-type: none"> • In 2018, the City supported Hives for Humanity with a Greenest City Grant to launch a two-year therapeutic apiary and beekeeping mentorship program in the DTES. • In 2017, a Greenest City Grant was awarded to the Downtown Eastside Women's Centre Association to help support the Women's Street Market. The funding directly supported 133 women, including 40 trained and employed as peer workers, and 43 vendors who sold locally-produced arts and crafts as well as donated materials that were repurposed or diverted from the landfill. A total of 4,998 training hours were offered to women and over 4,000kg of donations were diverted from the landfill. 		
32	Identify, secure and maximize economic/business assets that serve the low-income community (particularly in the CBDA)	S	<ul style="list-style-type: none"> • The Chinatown Transformation Team is working with the Legacy Stewardship Group in Chinatown to explore opportunities to support local serving businesses that make up part of the community's tangible and intangible assets. • DTES Capital funding to support Mission Possible work program expansion; Simpson Community Development Clean Start social enterprise; EastVan Roaster space and chocolate manufacturing expansion; Potluck cafe operation expansion; EMBERS to renovate the Lux space (Exchange Inner City); DTES Street market to purchase 	In progress	
				Completed	

			tent for their rental business and Hives for Humanity bee space workshop.		
33	Investigate regulatory changes and building code modifications to accelerate small conversions and renovations of business premises to allow business owners who wish to make physical improvements.	Q S	<ul style="list-style-type: none"> The Small Business Commercial Renovation Centre (CRC) offers assistance to small business owners in navigating the City's regulations, permits and procedures. 	Completed	
34	Ensure the regulatory environment and City infrastructure maximizes opportunities for industrial lands	S	<ul style="list-style-type: none"> Import substitution study completed. Refer to action 32 - <i>Activate DTES and The Flats</i>. 	Completed	
35	Support a permanent location for the DTES Street Market for safer survival vending, and opportunities for sale of locally-produced arts and crafts.	Q S	<ul style="list-style-type: none"> The Market currently operates at 62 E Hastings (Mon-Fri) and 58 W Hastings (Sat-Sun). These sites are scheduled to be redeveloped in 2020 and the City is exploring site(s) for temporary relocation until it can move to its permanent home at 501 Powell Street (which is currently being used for Temporary Modular Housing until at least 2022). 	Completed	
36	Undertake a study of vending alternatives and the establishment of neighbourhood market-selling facilities.	Q S	<ul style="list-style-type: none"> Unpermitted Street Vending Study conducted in 2019 with input from street vendors, community organisations, other government institutions and staff from different departments to understand local context of unpermitted street vending and lessons learned on how to better manage unpermitted vending. Staff is exploring opportunities to implement the recommendations. 	Completed	
37	Work with the four Business Improvement Associations to create a neighbourhood-wide business characteristics survey.	Q S	<ul style="list-style-type: none"> The survey was completed in 2015. Staff completed the most recent DTES Economic Profile, which includes an analysis of economic and social data by sub-area that describes the economic and social changes in the neighbourhood in the last 8 years. 	Completed	
38	Work with Vancouver Economic Commission and Business Improvement	Q S	<ul style="list-style-type: none"> Pilot program with VEC (Activate the DTES and the Flats) to provide affordable 	In progress	




	Associations to attract suitable new enterprises with retail strategies		spaces to social enterprises, small local-serving organisations, artists, etc. on vacant or under-utilized sites.		
39	Establish new neighbourhood retail centres (e.g. focus areas of Powell Street (Paueru Gai), Hastings Crossing, Main Street and Hastings East) to serve local needs	M / L	<ul style="list-style-type: none"> Working with community partners and other City departments to explore public realm improvements on Powell Street. DTES staff continues working with community to revitalise retail centres with high vacancy by allowing similar uses in vacant spaces for a limited time. 	In progress	
40	Innovate and support opportunities for market-selling, small business and micro-enterprise opportunities for DTES residents to build the survival economy.	M / L	<ul style="list-style-type: none"> Embers Eastside Works opened in April 2018 as the first low barrier and income generating hub in Vancouver for residents with barriers to connect to training or employment opportunities. City staff and Embers continue engaging with the provincial government to secure more funding for operations. DTES \$20,000 Capital funding to support 3H Craftworks Society to scale their operations to provide more opportunities to participants who have disabilities/ barriers to work. 	Completed	
41	Promote a social procurement policy for the DTES in partnership with key stakeholders.	M / L	<ul style="list-style-type: none"> Through Exchange Inner City and in partnership with Buy Social Canada a regular Social Procurement Community of Practice formed in 2017 resulting in the Binners Project, Mission Possible, and other social enterprises gaining contracts from large institutional and private sector partners. Community partnerships and relationships around social procurement continue to develop and strengthen. The Community Benefits Agreement Policy (adopted by Council in 2018) provides an enabling policy to support DTES procurement. 	Ongoing	
				Completed	



42	Create a business directory for the DTES to enhance business-to-business networking	Q S	<ul style="list-style-type: none"> No update 	Not yet started	
43	Support emerging enterprise clusters and hubs (for example, recycling, building deconstruction, digital and creative industries)	Q S	<ul style="list-style-type: none"> The Zoning and Development By-law was amended to create a new I-4 (Historic Industrial) District, which added a new Creative Products Manufacturing use in the DTES. This zoning district enables the innovation economy while preserving the industrial lands. 	Completed	
44	Attract suitable retail enterprises (e.g. green grocer and produce markets) to the eastern and western sections of Hastings Street	Q S	<ul style="list-style-type: none"> No update 	Not yet started	



IMPROVED TRANSPORTATION INFRASTRUCTURE AND SAFETY


#	ACTION	TIME FRAME	3 YEAR PROGRESS (2017 - 2019)	STATUS	
45	Upgrade streets and sidewalks to make walking more convenient and safe, especially for seniors and residents with mobility challenges.	M / L	<ul style="list-style-type: none"> Upgraded street lighting to LED, installed countdown timers and lengthened pedestrian crossing times at signals on various locations to improve pedestrian safety and comfort. Signals at Powell St. & McLean Dr., and Clark Dr. & Frances St. Initiated a pilot on Prior St to reduce vehicle volumes, vehicle speeds near Strathcona Park and improve walkability. Impacts to shortcutting on other streets, such as Hastings St are being monitored and results from the pilot will be used to inform future designs of the corridor. 	Completed	
				In progress	
46	Add walking and cycling routes and connections with improved comfort and safety.	M / L	<ul style="list-style-type: none"> Improved Union-Adanac St for walking and cycling by installing corner bulges on Union St between Dunlevy and Heatley Aves, installing a raised crosswalk at Princess and Union, completing safety improvements at Vernon Dr 	Completed	

			<p>and converting Union St between Gore and Dunlevy to one-way eastbound with painted separated bike lanes.</p> <ul style="list-style-type: none"> • Pedestrian improvements in Maple Tree Square • New protected bike lanes on Beatty and Cambie streets. • Improved the Alexander St. bikeway to create better cycling connections for all ages and abilities • • Launched public bike share in Jul 2016 with the initial launch area from Arbutus to Main and W 16th Av to the Downtown Peninsula including Stanley Park. Phase II expansion was in Apr 2018 with additional station installations to cover the rest of the DTES and into east Vancouver to Victoria Dr. 18 public bike share stations were installed in the DTES. • Created the Vancity Community Pass (VCP) in Jun 2018 to reduce common barriers to access bike share. This highly successful program has seen over 700 member signups since launch with the majority of VCP members living in the Downtown Eastside and Strathcona neighbourhoods • Improved the Richards St bike lane (completion expected in mid-2020) • Added Admiral Seymour Elementary School to the School Active Travel Program and continuing to implement the action plan • Work on exploring Vancouver's first pedestrian priority area in Gastown as part of the Gastown Streets and Spaces project 	<p>Ongoing</p> <p>In Progress</p>	 
47	Prioritize transit and transit amenities for bus passengers.	M / L	<ul style="list-style-type: none"> • Support TransLink in implemented the R5 Rapid bus (formerly 95 B-Line) on Hastings Street, which improved transit capacity, reliability and connectivity to the region and locally. 	Completed	


			<ul style="list-style-type: none"> Worked with TransLink to reduce transit travel times and improve transit reliability by extending bus lane hours on Hastings St. Improved bus stop waiting areas by working with TransLink to install real-time information displays at Rapid bus stops along the Hastings corridor and upgrading bus stop passenger landing areas in the DTES to be wheelchair accessible. 		
48	Support the local economy through more efficient goods movement and loading facilities.	M / L	<ul style="list-style-type: none"> Working with project partners to provide grade-separation along the BI Line Rail corridor and to upgrade rail crossings and improve safety at these crossings Supporting truck route detours to the Port during the Centerm construction to minimize impacts to the community 	Ongoing	
49	Pursue public access to the former CPR right-of-way to enhance walkability and public amenity.	M	<ul style="list-style-type: none"> No updates 	Not yet started	



IMPROVED SAFE AND ACCESSIBLE PARKS AND OPEN SPACE





#	ACTION	TIME FRAME	3 YEAR PROGRESS (2017 - 2019)	STATUS	
50	Improve existing and new opportunities for community access and programming in plazas and gathering spaces, and encourage community stewardship.	S	<ul style="list-style-type: none"> Activation Pilot - Andy Livingstone and Thornton Parks: Programmed 8 pop up intergenerational dance events - with 58 different music and dance artists; over 200 people joined in the dancing and another 200 watched and interacted with staff. 21 days of children/family crafts, active games and sports in the Andy Livingstone Playground with 531 children and 325 adults participating. DTES Capital Grant for Strathcona Business Improvement Association (BIA) and Hastings Crossing BIA Hastings Urban Tree Nursery project including 4 creative benches. 	Completed	








51	Rehabilitate Blood Alley Square/Trounce Alley in conjunction with adjacent development.	S	<ul style="list-style-type: none"> Public engagement on a draft final design for Blood Alley Square anticipated in early 2020. 	In progress	...
52	Enhance the public realm to improve walkability, and reinforce the distinct identity of historic areas.	Q S	<ul style="list-style-type: none"> The redesign for Blood Alley Square will conserve its heritage characteristics and 1970s character look. Gastown Streets and Spaces project is currently looking to develop a vision for an updated transport and public space network for Gastown with a pedestrian priority Water Street, including the integration of both Indigenous and post-colonial heritage. 	In progress	...
53	Convert over-paved or under-used areas into mini-parks or plazas where possible.	Q S	<ul style="list-style-type: none"> DTES Capital funding to support Langara Student's project to address heat island/ safe resting places from heat. 	In progress	...
54	Make existing parks more useable by adding new features.	Q S	<ul style="list-style-type: none"> Trillium Park revitalisation and playground resurfacing provided Andy Livingstone: Enhanced physical activity/community play - painted game lines on outdoor basketball court. MacLean Park: Enhanced park engagement and participation by purchasing outdoor play equipment. 	Completed	✓
55	Fill gaps and replace ailing trees, and plant new trees in areas with few or no existing street trees.	Q S / S	<ul style="list-style-type: none"> An initiative to double the number of street trees by 2030 will include trees for areas in the DTES that are hard to plant. 	In progress	...
56	Explore opportunities to improve access to CRAB Park.	M	<ul style="list-style-type: none"> Built and installed new benches. Installed a temporary drinking fountain to support safety for children's summer programming in the park. Enhanced children's programming through a partnership with Carnegie Community Centre - Elders/children workshops. 	In progress	...
57	Create new gathering spaces by reallocating road/laneway space and as part of new development.	M / L	<ul style="list-style-type: none"> Gastown Streets and Spaces project is currently looking to develop a vision for an updated transport and public space network for Gastown, including areas of 	In progress	...

			opportunities for increased gathering spaces with pedestrian priority Water Street.		
58	Ensure gathering spaces have infrastructure, (e.g. water, power, lighting, etc.) to support programming.	M / L	<ul style="list-style-type: none"> DTES Capital strategic funds 	In progress	



CELEBRATION OF HERITAGE

#	ACTION	TIME FRAME	3 YEAR PROGRESS (2017 - 2019)	STATUS	
59	Support community efforts to recognise Aboriginal heritage and the Salish Sea Civilization concept.	Q S	<ul style="list-style-type: none"> New Vancouver Heritage Program approved. 	In progress	
60	Create a framework and business plan for a Chinatown Society Building Grants Program.	Q S	<ul style="list-style-type: none"> No updates 	Completed	
61	Implement the Council approved “Chinatown Neighbourhood Plan and Economic Revitalization Strategy” in the context of heritage.	Q S	<ul style="list-style-type: none"> The Chinatown Transformation project started in September 2019. The goal of the project is to work with the community to sustain Chinatown’s culture and heritage, with the long-term goal of applying to UNESCO as a World Heritage Site. Staff continues to support 5 Societies in the Chinatown Society Legacy Buildings Program to undertake detailed design as a step towards rehabilitation of these heritage buildings. Vancouver Heritage Program and Heritage Incentive Program in place for support. 	In progress	
62	Support community efforts to identify, conserve and celebrate tangible and intangible Aboriginal heritage.	S / M	<ul style="list-style-type: none"> Ongoing development of Statement of Significance (SOS) and Heritage Value Statement writing for places of Indigenous cultural meaning, developing community connections with the three Nations for an ongoing collaboration on making Indigenous culture physically present and reconnected with the land. 	Ongoing	





63	Support community initiatives raised and noted in the Historical and Cultural Review - Powell Street (Paueru Gai) document, i.e. raising the stature of the Japanese Canadian heritage, applying for designation of the Vancouver Japanese Language School and Hall site as a National Historic Site of Canada	Q S	<ul style="list-style-type: none"> Historic Powell Street Area: several DTES Capital Grants were approved to upgrade the Vancouver Japanese Buddhist Temple and Vancouver Japanese Language School and Hall. Japanese Language School and Hall received National Historic Site Status in 2019. Ongoing engagement with Japanese Canadian community to support visioning and public realm planning for the Powell Street Historic Area, as well as community initiatives for cultural redress. 	Completed Ongoing	 
64	Initiate the work on updating the Vancouver Heritage Register.	Q S	<ul style="list-style-type: none"> Regular, periodic updates to add or remove properties were completed annually. 	Completed	
65	Update the Vancouver Heritage Register to reflect broader heritage values	S / M	<ul style="list-style-type: none"> The Heritage Action Plan is completion status update was approved by Council in 2020. New Vancouver Heritage Program and Heritage Polices adopted by Council in 2020. The upgrade to the VHR is underway and final processing is planned for 2021/22, including heritage evaluation, new categories, new entries, recognition of intangible and cultural values, Indigenous cultural heritage, and overall, more comprehensive and balanced representation of diverse cultural community values. 	Completed In progress	 
66	Prepare a Statement of Significance for the Powell Street (Paueru Gai) area and its character buildings.	S / M	<ul style="list-style-type: none"> No updates 	In progress	
67	Review, extend and expand the Heritage Building Rehabilitation Program (HBRP) and Heritage Façade Rehabilitation Program (HFRP) to other parts of the DTES, i.e. Powell Street (Paueru Gai).	M / L	<ul style="list-style-type: none"> Council approved three grant programs (Mar 2019) to support heritage conservation which can include buildings in the DTES: Heritage Incentive Program, Heritage Façade Rehabilitation Program, and the Heritage House Conservation Program. 	Completed	






68	Enhance social housing proposals by applying heritage incentive programs to rehabilitate heritage buildings, in particular SROs and the Chinatown Society heritage buildings	M / L	<ul style="list-style-type: none"> No updates. 	Ongoing	
69	Identify, preserve and improve places with social and cultural meaning to the community.	M / L	<ul style="list-style-type: none"> The Chinatown Transformation project started in September 2019. 	In progress	
70	Support preservation and rehabilitation of the Chinatown Society heritage buildings as cultural anchors	M / L	<ul style="list-style-type: none"> Two buildings were awarded heritage façade grants to upgrade exteriors; 33 Chinese Society Buildings Matching Grants were provided for Society building improvements. In 2019, staff continues to support 5 Societies in the Chinatown Society Legacy Buildings Program to undertake detailed design as a step towards rehabilitation of these heritage buildings. 	Completed Ongoing	




ARTS AND CULTURE OPPORTUNITIES

#	ACTION	TIME FRAME	3 YEAR PROGRESS (2017 - 2019)	STATUS	
71	Encourage opportunities for public art to engage with and reflect the neighbourhood and wherever possible, involve neighbourhood-based artists.	S	<ul style="list-style-type: none"> <i>Favourite People Are Animals</i> was inaugurated in the new <i>néc'amat ct</i> Strathcona Branch Library. Several temporary murals were created in the community, including Shadae Johnson and Larissa Healy's <i>Bringing Light to Darkness</i> near Army and Navy, and <i>Healing Quilt</i> by Jerry Whitehead, Sharifah Marsden, and Corey Larocque at 20 West Hastings. DTES Capital funding to support Strathcona BIA and Hastings Crossing BIA Hastings Urban Tree Nursery project including the retaining of local artists to decorate the concrete planters, including Indigenous artists. In 2019, murals in Chinatown: <ul style="list-style-type: none"> 聚 <i>Gathering</i> by Dawn Lo 	Completed	

			<ul style="list-style-type: none"> at the Chinese Cultural Centre o <i>Celebrating Spring Festival in Chinatown</i> by Shu Ren Arthur Cheng at Chinatown Plaza o <i>The Eight Immortals Crossing the Sea (八仙過海)</i> by Bagua Artist Association at Liang You Book Store o <i>Everyday Things</i> by Paul Wong at the Dr. Sun Yat-Sen Classical Chinese Garden 		
72	Strengthen artists' entrepreneurial capacity and skills	S	<ul style="list-style-type: none"> • Over \$143K in grants awarded to various community groups through the Community Arts Grants to support the development of artistic and cultural skills and entrepreneurial capacity. 	Completed	
73	Explore enhanced opportunities for artists to sell their artwork on City and Park Board property	S	<ul style="list-style-type: none"> • Launched in 2016, the Street Vendors Collective is a peer-managed, independent collective of vendors and peers from the DTES. Based out of Carnegie Community Centre, the project provides vending opportunities to low-income artists, craftspeople and entrepreneurs with experience in the informal economy. This pilot program will wrap up in Dec 2019. 	Completed	
74	Stabilise key existing physical assets and secure ownership in public domain	M	<ul style="list-style-type: none"> • Total of \$602,000 Cultural Infrastructure Grants towards planning for and purchase of additional spaces and building upgrades since 2014, including Dr. Sun Yat-Sen (2019), Firehall Arts Centre (2018), Artspeak Gallery (2017), Vancouver Japanese Language School (2017), Federation of Russian Canadians of BC (2014, 2015), Association of United Ukrainian Canadians (2016). 	Completed	
75	Retain/create flexible multi-use neighbourhood spaces, such as studios, offices, rehearsal/production and indoor/outdoor space	M	<ul style="list-style-type: none"> • \$799,000 Cultural Infrastructure Grants awarded to plan, create, upgrade, and improve arts and cultural spaces in the DTES (2014-2019). • DTES Capital funding to support local artist groups 	Completed	

			like WePress Community Arts Space; 221A Artist Run Centre (224 E. Georgia and 236 E. Pender Streets); Creative Cultural Collaborations; Vancouver Moving Theatre and Powell Street Festival Societies.		
76	Pursue opportunities for co-location or shared cultural spaces, and for sharing resources and services	M / L	<ul style="list-style-type: none"> Total of \$441,000 distributed to organisations through the Cultural Infrastructure Grant for improvements to co-located admin offices and creation/production studios (2014-2019). DTES Capital funding to Creative Co-workers to upgrade an industrial co-working space. Working with VEC on a pilot program - "Activate the DTES and the Flats" - to provide affordable co-sharing spaces to non-profit organisations, including arts and culture groups, on vacant or under-utilized sites. 	Completed	
ENERGY AND CLIMATE CHANGE					
#	ACTION	TIME FRAME	3 YEAR PROGRESS (2017 - 2019)	STATUS	
77	Identify suitable potential locations for a neighbourhood energy centre or centres to serve the Downtown Eastside.	M	<ul style="list-style-type: none"> The City is no longer pursuing a neighbourhood energy system in the DTES. All new buildings will be compliant with the Zero Emissions Building Plan to ensure they are energy efficient with low emissions and energy costs. 	Cancelled	
78	Expand the existing neighbourhood energy services area to apply to all of the Downtown Eastside.	M		Cancelled	
79	Require designs of all new developments in the Downtown Eastside over 2000 square metres to use hydronic (hot water) heating systems, and required to connect to a neighbourhood energy system when one is in place.	S	<ul style="list-style-type: none"> All new buildings will be compliant with the Zero Emissions Building Plan to ensure they are energy efficient with low emissions and energy costs 	Completed	
UTILITIES					
#	ACTION	TIME FRAME	3 YEAR PROGRESS (2017 - 2019)	STATUS	
80	Pursue opportunities for	S	<ul style="list-style-type: none"> There are now 7 locations in 	Ongoing	

	additional drinking fountains or bottle filling stations, such as in parks, public spaces, plazas, along bikeways and greenways, and as part of new developments, when opportunities arise.		<p>the DTES with temporary drinking fountains and/or misting stations that include water bottle filling stations.</p> <ul style="list-style-type: none"> • As of 2019, expanded the duration that the temporary fountains are installed. They are now installed on the first day of summer and removed on the first day of fall, rather than just July/August. 		
81	Sanitary and Storm Sewer Renewal and/or upgrade to address population growth and climate change	L	<ul style="list-style-type: none"> • Storm main upgrades on Cambie St. - 118m. in 2014 • Storm & Sanitary main renewal along Hawks Ave. and Powell St - 1,063m. in 2014 • Storm & Sanitary Mains upgraded on Carrall St. -37m. in 2018 • Storm & Sanitary Main Extensions along Lane North Pender St. - 7m. in 2019 • Total Length: 1.225 km. 	Completed	

5.0 City-wide Initiatives

In addition to the Plan, various City of Vancouver departments and agencies are implementing more than 18 strategic initiatives and action plans city-wide and at the neighbourhood level, including the DTES. These include the following:

- Healthy City Strategy
- City of Reconciliation Framework
- Aboriginal Health, Healing and Wellness in the DTES study
- Equity Framework, Anti-Black Racism, Anti-Racism Policy
- Hastings Corridor Sex Worker Safety Plan
- Missing Women Commission of Inquiry on Sex Work and Sexual Exploitation
- Missing and Murdered Indigenous Women and Girls (MMIWG) Inquiry – Calls for Justice
- Housing Vancouver Strategy
- Winter Response Strategy
- Vancouver Heritage Program
- Culture|Shift: Blanketing the City: Vancouver Culture Plan
- Climate Change Adaptation Strategy
- Resilient Vancouver Strategy
- VanPlay and associated strategies

Planning Vancouver Together, an initiative to create a new city-wide plan (Vancouver Plan) is underway and will integrate and advance existing community plans and policies towards a just, sustainable, resilient and livable city. Appendix A provides more details on these city-wide initiatives.

These efforts have resulted in a number of important achievements detailed below, and represent successful collaboration between City departments and partners to work toward shared outcomes. However, these efforts have not been sufficient to achieve systems-level solutions to the acute challenges in the DTES. There remain acute gaps in people's ability to access basic needs, exacerbated by multiple crises that disproportionately affect people in this area.

Section 7.0 details emerging priorities for the next three years of the implementation of the Plan, but it is important to understand the broader challenges in the area need to be addressed by senior governments. Paradigmatic shifts in income supports, housing, drug policy and health services are needed to achieve the overall goal of the Plan and other city-wide strategies toward health and well-being for all.

6.0 Implementation Highlights

6.1 Social Capital Achievements

Neighbourhood level implementation

Residents of all neighbourhoods have generated remarkable social capital with many committed people, including: Indigenous Elders and community leaders, volunteers, non-profit agencies, community organisations, faith-based organisations, education and academic partners and private sector partners involved in supporting change and alleviating some of the social challenges and barriers to wellness. There is growing interest for new and varied models of neighbourhood civic and partnership-based governance and there are groups proposing to pilot such arrangements. Staff are also interested in including these conversations in the unfolding Vancouver Plan process.

Towards Racial and Cultural Redress

As a community of neighbourhoods, the Plan acknowledges the rich, diverse histories of the people that have lived and settled on these lands pre- and post-colonisation including the First Nations and numerous immigrant groups who were subsequently displaced from the area. The Plan contains several proposals designed to meet the priorities of a number of impacted communities including:

First Nations/Urban Indigenous Communities

- Reconciliation and redress also includes connection to land and the ability to access land to preserve the traditional way of life. One way the City has supported this is by largely not interfering when Indigenous Peoples in the DTES have held sacred fires, which are essential to Indigenous ceremonies and spirituality.
- The communities expressed disappointment that the proposal to establish a Healing and Wellness centre had not been achieved. The Aboriginal Health, Healing, and Wellness in the DTES Study was released in April 2017 - the study identified the critical role that access to traditional and culturally appropriate health care practices play in supporting the well-being of Indigenous Peoples. Work has been continuing to assess a diversity of needs for healing and wellness centres in the DTES.
- A recently approved proposal for an Indigenous-led mixed use development at the current Pigeon Park Savings Bank is promising. Through a partnership between the Aboriginal Land Trust, Lu'Ma Native Housing Society, Vancouver Native Health Society, Raincity Housing and BC Housing, the project will deliver a new Healing and Wellness Centre, community food services, and over 100 units of social housing for urban Indigenous families and Downtown Eastside residents with low incomes, including those currently living in SROs. The healing centre will be guided by a holistic approach to wellness, focused on the spiritual, emotional physical and mental elements of well-being that blend Indigenous and western medicine.

Chinese Canadians

- A multi-disciplinary and bi-lingual staff team is working collectively with community to support living cultural heritage and economy for a vibrant Chinatown. The team are working to develop a long-term Cultural Heritage Asset Management Plan (CHAMP), a key component of the overall process investigating a possible UNESCO World Heritage Site designation for Chinatown. This goal is supported by the Province, which is establishing a Provincial Chinese Canadian museum in Chinatown.

Japanese Canadians

- The Powell Street area (Paueru Gai/パウエル街) near Oppenheimer Park became known as the centre of Japanese Canadian community, including economic activity and property ownership throughout the late 19th Century until the uprooting and internment of Japanese Canadians during the Second World War. Members of the Japanese Canadian community have been exploring the establishment of a cultural community space in Paueru Gai as well as other initiatives that recognise the history of Japanese Canadians in the neighbourhood. Various community-led initiatives have taken place, including:
 - National Historic Site designation of the Vancouver Japanese Language School and Hall from Parks Canada (November 2019);
 - Support from the provincial government for extended community consultation coordinated through the National Association of Japanese Canadians, resulting in the report, Recommendations for Redressing Historical Wrongs Against Japanese Canadians in BC: Community Consultations Report (October 2019);
 - A recommendation for the BC government to reclaim use of historic community properties in the Powell Street area now owned by the Province of BC or the City of Vancouver, for the use of the Japanese Canadian and broader communities;
 - The Multiculturalism Branch, BC Ministry of Tourism, Arts and Culture, is investigating collaboration with the City to support the cultural redress initiative; and
 - Small Grants from Cultural Services to support community-led efforts to explore the feasibility of establishing a culturally safe space that is inclusive of the existing low-income and residents who face structural barriers.
- Staff continue to support community initiatives to achieve their work and where appropriate, bring their proposals forward for consideration by Council.

Black Canadians and Hogan's Alley (Viaducts land)

- The Plan originally included support for a mixed use neighbourhood in the area made available by the proposed replacement of the Georgia and Dunsmuir viaducts with a range of housing types, parks, and public amenities. In 2018, Council approved the Northeast False Creek (NEFC) Plan which called for the removal of the viaducts and contains future directions and overall policies for the two blocks straddling Main Street on Union and Prior. The NEFC Plan proposes “the future of these blocks is an inclusive,

diverse and equitable community including indoor and outdoor places to gather, a focus on local access to healthy food, and a diverse tenure including opportunities for family and affordable housing”. Hogan’s Alley, a historic Black community, was displaced by the City in the construction of the viaducts. The City is working to re-establish discussions on a Memorandum of Understanding (MOU) as part of cultural redress for the area, including a land trust.

6.2 Well-being

Indigenous Healing and Wellness Spaces

The City is working in partnership with a range of Indigenous community organisations and partners to increase access to culturally safe spaces to support Indigenous healing and wellness. An Indigenous healing and wellness centre will be part of the 52-92 E Hastings project, as part of the Aboriginal Land Trust. This involves an approved development permit for a new mixed-use project that would also include Indigenous social housing, food services, and SRO replacement accommodation. Saa’ust, a centre initially created to hold cultural and safe spaces for families during the MMIGW national inquiry, has become a thriving healing and wellness space and is currently working on planning for a transition to a more permanent location. Kilala Lelum, the new Urban Indigenous Health and Healing Cooperative established at 626 Powell St, provides culturally safe health care using a partnership model with Indigenous Elders and primary health care providers.

Overdose Response

The City is working in partnership with people with lived experience, urban Indigenous leaders, Vancouver Coastal Health (VCH), health professionals, and community organisations to innovate around responses to the overdose crisis. Co-chaired by the City and VCH, the Vancouver Community Action Team (CAT) has: contributed funding to several community overdose prevention initiatives, including Sister Space, an overdose prevention site for self-identified women, 2SLGBTQQIA people; provided input in a city-wide Safe Supply Statement; and created a number of peer-based working groups focused on peer wellness, safe supply, Indigenous peer advocacy and youth overdose prevention. The CAT was a key partner in the Mayor’s Overdose Emergency Task Force, created in October 2018, and that resulted in over 31 actions including non-profit community grants, an overdose washroom strategy, a Justice sector working group, and developing a business case for a drop-in and overdose prevention site in the Kingsway area for sex workers. COVID-19 dramatically impacted overdose rates, with many overdose prevention and other service access reduced due to closures/adapted hours and self-isolation. Next steps include focusing on expanding and sustaining options for safe supply developed during the COVID-19 response and implementing the federally-funded VCH SAFER program at Insite, supporting and sustaining the peer workforce as essential frontline workers, and decolonizing the City’s four pillars approach.

Safe Spaces for Women, 2SLGBTQQIA, gender diverse residents and sex workers

In addition to the drop-in for sex workers along Kingsway, mentioned above, a number of other initiatives have been undertaking to address gender- and race-based

violence. As part of the City's Emergency Operations Centre during COVID-19, a washroom strategy to provide safer and more accessible washrooms to women, trans, Two-Spirit and gender diverse people was implemented, particularly in organisations that serve sex workers. A strategy for aligning City initiatives with the Red Women Rising Report and the MMIGW Calls to Action is also underway.

Well-being Challenges and Opportunities

While a range of initiatives have been underway to address the numerous health issues across the city, Vancouver is now in the midst of two declared public health emergencies: an overdose crisis and the COVID-19 pandemic. Overdoses and deaths have increased across the province, and physical distancing has resulted in increased social isolation and people using alone. In addition, ongoing inequities persist due to structural violence, poverty, unemployment, mental health and substance use, gender and race-based violence, and many residents experience intersecting barriers to access what is needed to attain health and wellness. As we move into the next stages of planning, we will focus on addressing the overdose crisis, ongoing violence to Indigenous women and girls, and additional inequities in the context of COVID-19 and the impacts of the public health response. Considering the City's race-forward, intersectional and decolonizing lens, our approach is to include people with lived experience in all health and wellbeing initiatives, with a focus on people who experience the greatest inequities. The City will continue to work closely with community partners to identify and address gaps in health and wellbeing, including mental health needs for residents, peer/frontline workers and people with lived experience.

6.3 Housing

Social Housing delivery focus

The Downtown Eastside Oppenheimer District (DEOD) is a central neighbourhood for the low-income community with a concentration of SRO rooms that have traditionally served those with very-low incomes and those who were barred from other housing and communities due to systemic racism. Today the community continues to be home to those with very low-incomes and community assets for those who experience discrimination and structural barriers to health, housing and well-being. In line with the DEOD ODP, the plan prioritizes rental housing by maintaining a low base density (1.0 FSR), and incentivizing a higher proportion of social housing units and encouraging market rental development (60 per cent social housing and 40 per cent secured market rental) rather than strata-ownership housing (i.e. condos) in the area.

Since approval in 2014, the DEOD has seen approximately 640 new units of social housing and 200 secured market units rental added to the area (includes all approved projects between 2014 and 2019, some of which may not yet be constructed). In addition, approximately 170 social housing and 30 market rental units are under review for development approval. These numbers, while only five years in, indicate that the DEOD policies are helping in facilitating delivery of social and rental housing and that the plan could achieve its housing targets within the anticipated timelines. There has been a substantive amount of senior government funding made available that is crucial to making these projects succeed.

Policy Alignment

The minimum ceiling height standards (9'6") required by the Micro Dwelling Policies and Guidelines have resulted in some applications for developments to request building heights that exceed the limits set by the DEOD ODP. In addition the Housing Vancouver Strategy calls on community and area plans to allow modest increases in height and density to create opportunities for social and rental housing. Recognising the need to prioritise social housing, a review of DTES land use and zoning policies will be undertaken to facilitate alignment of policies. Adjustments to these guidelines and policies could optimize the viability and liveability of social housing (in particular micro dwelling units) and align the plan with the *Housing Vancouver Strategy*.

6.4 Local Economy

Local businesses are impacted by challenges such as: rising rents and property costs; the high cost of upgrading buildings; high vacancy rates in neighbourhoods and low vacancy rates in industrial districts; a shortage of skilled workers; and safety and security concerns. Consideration is being given to how this area could be assisted through a special enterprise program with supports for legacy businesses and social enterprises serving the community needs, including cultural organisations and artists.

Special projects to enhance the economy are being explored including:

- Activate DTES project in which staff has partnered with the VEC to investigate opportunities to activate affordable vacant industrial or commercial retail spaces. Over 55 non-profit organisations and small businesses are looking for affordable space to expand operations.
- The Community-serving Retail and Micro-enterprise project, led by Strathcona BIA, is an example of a vacant space activation initiative that contributes to local business retention with Chinese family clan and benevolent societies.
- Working with Arts, Culture, Community Services, the Community Stewardship Program in Chinatown (and more recently under the COVID-19 response) created new peer employment opportunities for residents to help address the safety, security and sanitation issues in certain areas. Partnerships with existing social enterprises, e.g. Community Impact Real Estate Society (CIRES), Embers and Mission Possible have been essential to the success of this program.

6.5 Parks and Open Spaces

Access to public space – both indoor and outdoor – is at a critical juncture in the DTES. COVID-19 demonstrated this profoundly, with no space for low-income residents go to adequately access basic needs, to find respite and rest, and to be safe and access with dignity. Flexibility and creative solutions are needed to address demands for public space. This includes efforts to enhance public realm in response to COVID-19 needs, for example reallocating street space to augment limited indoor spaces of community support organizations for uses such as: outdoor medical clinic waiting rooms, seating and eating where free meals are provided, areas of shade and respite where partnered with local non-profit organisations, etc.

Greenspace and tree canopy has many benefits to community, including the ability to cool the area. Heat mapping carried out in 2015 identified the DTES as one of the hottest areas in the city due to the high percentage of impermeable surfaces. Staff will continue to work with Vancouver Park Board to explore opportunities to increase tree canopy cover throughout the DTES. Efforts are focussed on supporting new street tree planting efforts in collaboration with Park Board and Engineering, as well as collaborating and supporting to increase park/green space. Staff will continue to support greenspace activation projects like those at Andy Livingstone and Thornton Parks (eight pop up intergenerational dance events) to help build community and expand community use of public space.

7.0 Emerging Three Year Priorities

With guidance from the forthcoming Equity Framework (led by ACCS), and supported by recently approved Culture|Shift plan and Vancouver Heritage Program, staff will continue to elevate and apply an equity lens to all aspects of work and implementation. The focus of implementation over the next three years will include the priorities outlined in Table 5, as identified in the various engagements with communities, groups and organisations:

Table 5: Emerging Three Year Priorities (2020-2022)

Focus Area	Three Year Priorities
Cultural Redress & Community-led Reconciliation	<ul style="list-style-type: none"> • Support the Japanese Canadian community and Paueru Gai (Powell Street District) place making efforts in recognising the historic area and cultural redress initiatives. • Possible preparation of UNESCO World Heritage Site application. • Undertake the Memorial Square redesign and construction. • Support NEFC Plan team and ACCS on cultural redress for Black Canadian and Chinatown communities on the two City-owned blocks on Main, Union, and Prior Streets • Invest in community stewardship/peer-led programs that create low-barrier employment for residents, and support residents in feeling belonging and well-being. • Investigate opportunities for innovative community-led neighbourhood management models. • Completion of the Cultural Heritage Assets Management Plan for Chinatown (CHAMP) and plan implementation. • Continued participation in the Chinese Canadian Museum non-profit organisation with the goal of establishing a permanent museum site in Chinatown. • Engage with communities towards implementing culturally safe and meaningful alternatives to the Gassy Jack statue. • Focus priorities on meeting the various needs of Musqueam, Squamish, Tsleil-Waututh and urban Indigenous communities.
Housing & Homelessness	<ul style="list-style-type: none"> • Continue to advocate for senior government investment in social and supportive housing delivery and work with BC Housing, CMHC and non-profit partners to expedite the delivery of their projects, and seek continued process improvements (e.g. SHORT) to prioritize and expedite the delivery of social housing projects. • Identify opportunities through the work of the Vancouver Affordable Housing Agency and the Vancouver Affordable Housing Endowment Fund (a direction of Housing Vancouver) to use City-owned land to partner with senior levels of government and non-profits to increase the delivery of social housing, supportive housing and critical shelter rate housing units city-wide and in the DTES. • Undertake strategic planning with BC Housing and other partners for the future relocation of existing Temporary Modular Housing buildings and new opportunities to utilize modular construction techniques to expedite housing delivery to address homelessness in the DTES and city-wide.

Focus Area	Three Year Priorities
Housing & Homelessness	<ul style="list-style-type: none"> • Continue the expropriation process of the Regent and Balmoral Hotels for social housing delivery and continue to explore partnership with BC Housing and potential to meet broad community needs through these two future sites on the 100 block East Hastings. • Continue the implementation of the SRO Revitalization Action Plan, including a strategic acquisition fund for private SROs and investment in renovation or replacement to self-contained units across the stock. • Undertake a review of DTES land use and zoning policies in consideration of the need to prioritise social housing delivery and SRO replacement, particularly given persistent homelessness and on-going housing demands and the urgency identified by COVID-19. These include consideration of ceiling height requirements within the Micro Dwelling Policy and Guidelines, clarification of modest increases in height and density in the DEOD ODP and DTES Rezoning Policy, and exploring heritage policies in the context of housing delivery.
Local Economy	<ul style="list-style-type: none"> • Investigate designating a DTES Special Enterprise program pilot comprising business supports for legacy businesses and social enterprises, affordable work spaces, including supports for local serving retail, and arts and cultural spaces. • Investigate retail continuity requirements along main commercial retail streets and explore ways to increase use of vacant spaces with local serving mixed uses. • Support a community stewardship program in Chinatown and DTES. • Finalize functional programming for a Community Economic Hub (CEH) at 501/525 Powell, including options for interim and permanent site programming for the DTES Street Market.
Transportation	<ul style="list-style-type: none"> • Improve the safety, comfort and accessibility walking, cycling and transit. • Develop a plan for the streets and spaces of Gastown that supports an expansion of public space and enhances walking and cycling connections. • Upgrade safety at rail crossings along the BI Line and work with project partners to explore opportunities and mitigate concerns related to future Port and rail expansion plans. • Monitor the impacts of the pilot project on Prior Street and use the results to inform the future design of the Prior/Venables underpass and transportation and public realm improvements along the corridor and in the surrounding neighbourhood. • Explore additional safety and transit travel time and reliability improvements along Main St and Hastings St. • Continue to implement the School Active Travel Planning Action Plan with Admiral Seymour Elementary School. • Continue to expand bike share service to the DTES, including bringing curb side power for e-mobility. Further growth of the Vancity Community Pass is expected, which will enable more individuals to access bike share.

Focus Area	Three Year Priorities
Public Realm	<ul style="list-style-type: none"> • Explore opportunities to foster healthy/ inclusive and improved public spaces with amenities and basic infrastructure through ongoing community and stakeholder partnerships • Support the community in stewardship and inclusive community programming of public spaces. • Advance public realm improvements and interventions to build in resiliency by considering flexibility and adaptability for future uses. Consideration to be given to allow for variety of uses at different times of day, days of the week, and under a variety of circumstances. • Explore temporary or tactical interventions to address community needs and to explore stewardship opportunities (i.e. temporary installations, street closures and slow streets).
Parks	<ul style="list-style-type: none"> • Work with Vancouver Park Board to continue to look for opportunities to increase tree canopy cover, increase park or open space, improve in-park amenities (e.g. public washrooms and environmental restoration at CRAB Park, Ray-Cam Community Centre Playground Renewal and support park activation activities in DTES.
Arts and Culture	<ul style="list-style-type: none"> • Explore tools, such as commercial linkage fees, density bonusing, cultural districts, and reduce barriers, to secure arts and culture spaces including studios and production space in commercial and industrial spaces. • Support no net loss of cultural space with tools, such as heritage incentives and update to Heritage Registry, and policy to support preservation of arts and cultural spaces. • Explore amendments to facilitate artist studios and production spaces in industrial zones.

8.0 DTES Plan Funding

8.1 Implementation Funding

The DTES Planning group operates a unique, dedicated neighbourhood fund that supports projects that help implement the Plan's vision and strategic directions. The aim is to encourage partnerships with grant recipients sourcing at least half of their funding from other organisations or through their work. Additional funding is also secured from City of Vancouver Social, Cultural, and Infrastructure grants and partnerships with various foundations including Central City Foundation, Vancity Community Fund, and Vancouver Foundation.

Since its initiation in 2014, the DTES Capital fund program has invested over \$6.8 million in various Council approved strategic and matching grants on more than 170 projects that support the following four eligible streams:

- Community Asset Management
- Community Economic Development
- Neighbourhood Improvement
- Strategic Projects

The original intent of the DTES Capital Matching Grant was focussed on capital needs in the area, primarily through an annual program asking for proposals from non-profit groups and societies. Recently it has become clear that greater funding flexibility is needed to meet the changing priorities of the community and implement the plan. The 2019 community engagement and online survey provided insight into this trend (Appendix B) and more attention to basic infrastructure, amenities, working space, peer based employment opportunities, access to services and environmental cleanliness are among the funding categories requested. Given COVID-19, the lack of access to basic human needs has continued to put neighbourhood residents at considerable vulnerability and risk. Accordingly, this grant fund is undergoing review towards offering more flexible funding opportunities to meet changing priorities under a proposed new name - DTES Plan Implementation Fund.

The annual matching grant request for applications from organisations, groups and societies will continue to meet needs in community asset management, community economic development and neighbourhood improvements. Recommended allocations of grants and funding are typically brought for Council consideration annually.

8.2 Public Benefits Strategy Implementation

During Plan development, a number of priorities for public benefits were identified through public consultation and reviewing community needs. The public benefit strategy ensures that the public amenities and services continue to meet the community's needs as the area grows and evolves. The timing and delivery of public benefits is partially dependent on development, including private, non-profits, and other levels of government. Since Plan approval, the area has seen approximately 1,300 units completed and 1,370 units under approved or under construction comprised of roughly 60% social housing, 30% secured rental, and 10% strata. Of the applications currently in review (1,680 units), a significantly higher proportion are strata units (51%), with the remaining 47% social housing and 2% secured rental.

Some noteworthy public benefits achieved include: 37 childcare spaces; completion of the new náca?mat ct Strathcona Library Branch with supportive units above; raising of the Survivors' Pigeon Park Totem Pole; renewal of the Dr. Sun Yat-Sen Garden pond; revitalisation of Trillium Park and MacLean Park play equipment; rehabilitation of Chinese Society Buildings through matching grants; renewals of the Chinatown dragon street lights; Cambie and Beatty Streets separated bike lanes; spot improvements to Union and Adanac bikeway; Maple Tree Square pedestrian improvements; intersection upgrades for pedestrians and cyclists; and Pender Street watermain upgrades. Refer to Figure 2 for more details on public benefit strategy implementation.

As the DTES has the highest social and supportive housing need of any community in Vancouver, the approved public benefit strategy prepared through the Plan is prioritized towards the provision of affordable housing (4,400 units within, and 3,350 units outside of the DTES). As noted, much of this is to be provided through partnership contributions from other levels of government and non-profits, as well as developer contributions through density bonusing and as Community Amenity Contribution (CAC) equivalents achieved through rezoning.

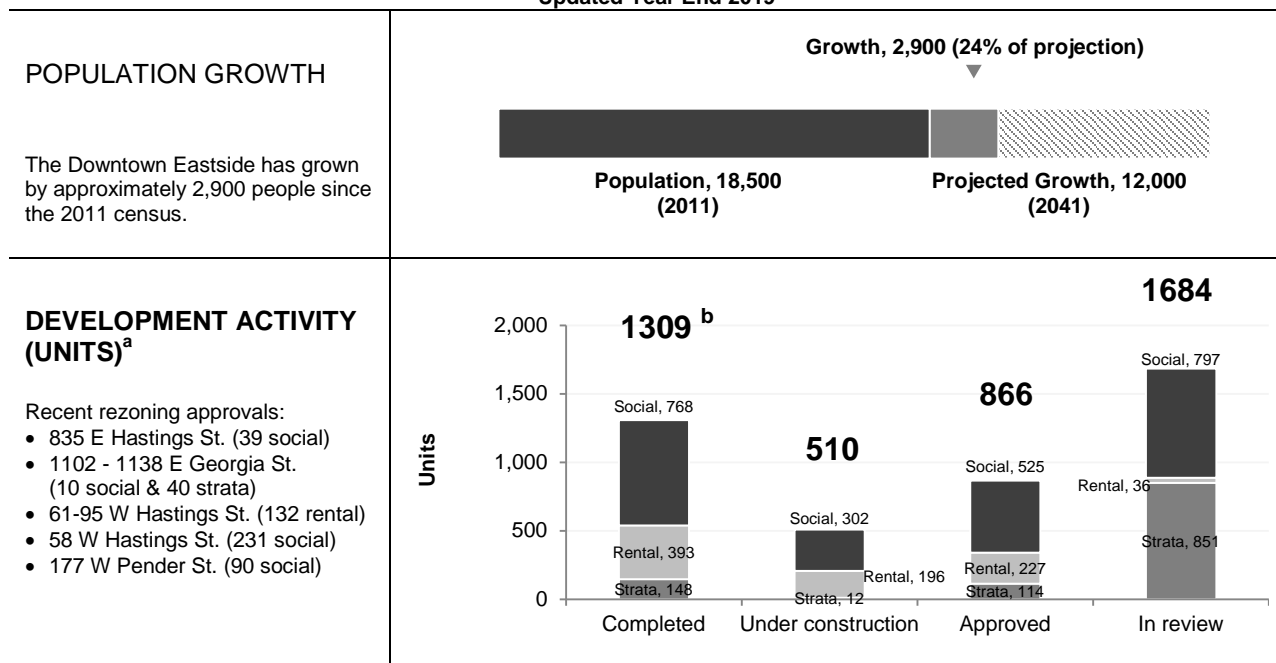
This approach, while necessary to prioritise social housing, impacts the ability to gain other much needed amenities, such as childcare, parks and open spaces, safe spaces for women, 2SLGBTQQIA and gender diverse people, Indigenous healing and wellness centres, arts and cultural spaces, and amenities for seniors and youth. Implementation of the Plan, and continued growth trends, may result in a potential population of approximately 28,000 to 30,000 by 2041. The need for non-housing public benefits only intensifies as more housing is delivered and population grows. Capital will need to be sourced from outside DTES to meet these priorities.

[New CAC policies](#), adopted by Council in January 2020, now allow the City to consider the allocation of CACs to address needs beyond the immediate neighbourhood where a rezoning occurs provided there will be a demonstrable benefit to the community in which the rezoning takes place. Staff will continue to explore opportunities for innovative funding models and partnerships, including the revised CAC policies that lead to the provision of community amenities in addition to affordable housing for the DTES.

Figure 2: Downtown Eastside Plan Public Benefits Implementation Tracking (2014-2019)

PUBLIC BENEFITS IMPLEMENTATION TRACKING

Updated Year End 2019



PUBLIC BENEFITS ACHIEVED SINCE 2014

Category	Anticipated Public Benefits by 2044(+) ^c	Completed (•) since 2014 or In Progress (◦)	% ^d
Housing ^a	+ 4,400 additional social housing units + 3,000 secured market rental units + 3,300 upgraded government-owned or non-profit operated SROs	<ul style="list-style-type: none"> • 768 social housing units • An additional 130 social housing units at 3 temporary modular housing sites • 393 secured market rental housing units • 1,112 upgraded government-owned or non-profit operated SROs <ul style="list-style-type: none"> ◦ 302 social housing units ◦ 196 secured market rental units 	20%
Childcare	+ Approx. 148 spaces for children 0-4 + Approx. 144 spaces for children 5-12	<ul style="list-style-type: none"> • 37 spaces for children 0-4 ◦ 74 spaces for children 0-4 	15%
Transportation/ Public Realm	+ Safety improvements for all users + Bikeway improvements and new bikeways + Renew current roads as required	<ul style="list-style-type: none"> • Intersection upgrades for pedestrians/cyclists • Union St. and Adanac St. corridor spot improvements • Chinatown dragon streetlights • Maple Tree Square pedestrian improvements • Cambie St. & Beatty St. separated bike lanes <ul style="list-style-type: none"> ◦ Street trees between Carrall St. & Clark Dr. ◦ Blood Alley Square and Trounce Alley ◦ Richard St. separated bike lanes ◦ Gastown Streets and Spaces project 	15%
Culture	+ Preserve and stabilize cultural assets + Retain/create multi-use neighbourhood creative spaces + Public art	<ul style="list-style-type: none"> • Survivors' Pigeon Park Totem Pole 	10%
Civic/Community	+ Ray-Cam Co-op Centre and Strathcona Community Centre replacement + Library with supportive housing units	<ul style="list-style-type: none"> • náca?mat ct Strathcona Library Branch with supportive housing units 	20%
Heritage	+ Extension and expansion of <i>Heritage Façade Rehabilitation</i> and <i>Heritage Building Rehabilitation Programs</i>	<ul style="list-style-type: none"> • Chinese Society Buildings matching grants 	N/A
Social Facilities	+ Renew Carnegie Community Centre and Evelyne Saller Centre	<ul style="list-style-type: none"> ◦ Evelyne Saller Centre (planning & design) 	0%
Parks	+ Park upgrades + Mini parks and urban plazas	<ul style="list-style-type: none"> • Pond renewal at Dr. Sun Yat-Sen Garden • Trillium Park revitalisation • Andy Livingstone park enhancement • MacLean park play equipment 	10%

EXPLANATORY NOTES

The Public Benefits Implementation Tracker assists in monitoring progress toward the delivery of public benefits anticipated from the community plans. Data in this tracker reflects activity within the plan boundaries since Plan approval.

Population Growth

Base population is determined by the latest census year available when the Plan was approved. Projected growth numbers are determined by the numbers quoted in the Plan (if available). Growth is calculated by taking the difference between the latest census year and the base population and adding an estimate based on floor area completed between the latest census and the present quarter.

Development Activity

The Development Activity Chart tracks projects with 3 or more housing units and includes Development Permits, Building Permits, rezoning applications and enquiries:

- “Completed” projects have achieved Building Permit completion.
- “Under Construction” projects have achieved Building Permit issuance, but have yet to be completed.
- “Approved” projects include rezoning applications approved by Council and Development Permits that have been approved by the City. Any rezoning applications approved by Council that advance into the Development Permit stage are still counted as “Approved” projects until it achieves Building Permit issuance.
- “In review” projects include any rezoning applications, enquiries, or Development Permits that are under review by the City.
-

Recent rezoning approvals listed in this section reflect the last five rezonings (excluding minor text amendments) approved by Council within the last five years in the plan area.

Public Benefits Achieved

Public benefits projects that have either been completed or are under construction are included in this section. This tracker also includes information about the progression of larger projects in the scoping/planning/design phase, and City programs.

Other Notes

^a Gross numbers of units reported. In some instances, existing units may be demolished and replaced with new units. These numbers represent units that have been replaced and any additional units included as a part of new developments.

^b Social housing units (more than 400) that were in progress at the time of the Downtown Eastside Plan development were recently (in 2020) added to this dashboard’s completed unit totals, as they count towards the Downtown Eastside Plan targets. This change does not reflect an increase in actual units constructed in the time period since the last dashboard update in mid-2019.

^c See chapter 17 of the [Downtown Eastside Plan](#) for detailed information about the City’s commitments to deliver public benefits in the Downtown Eastside.

^d Percentages reflect estimated progress toward overall Public Benefits Strategy targets outlined in chapter 17 of the [Downtown Eastside Plan](#).

Appendix A

City of Vancouver Initiatives

In addition to the Plan, the City is undertaking several noteworthy initiatives, policies, and strategies to address civic priorities that also set the framework for the ongoing implementation of the plan. These efforts have resulted in a number of important achievements detailed below, and represent successful collaboration between City departments and partners to work toward shared outcomes. However, these efforts have not been sufficient to achieve systems-level solutions to the acute challenges in the DTES. There remain acute gaps in people's ability to access basic needs, exacerbated by multiple crises that disproportionately affect people in this area.

Healthy City Strategy (2014)

The City's social sustainability plan sets goals and targets to enable health and well-being for all Vancouver residents by addressing systemic inequities in the social determinants of health.

City of Reconciliation Framework (2014)

The City's commitment to strengthening relations with the three local First Nations - Musqueam, Squamish, and Tsleil-Waututh - and urban Indigenous Peoples, promoting Indigenous Peoples arts, culture, awareness and understanding, and incorporating First Nations and urban Indigenous perspectives for effective City services.

Aboriginal Health, Healing and Wellness in the DTES Study (2017)

The study identified the critical role played by traditional and cultural health practices in the well-being of Indigenous Peoples.

Equity Framework (underway)

Anchored in the Healthy City Strategy and amplifying the City of Reconciliation Framework, the Equity Framework responds to community partners calls for the City to address equity in its internal processes. The Indigenous-centered, racial equity, intersectional framework seeks to identify how systemic inequities manifest in City processes, policies and practices and develop strategies to address them. To achieve these goals, it will provide a unified vision, commitment statements, definitions, targets, accountability measures and shared implementation plan and tools to embed equity across city business units.

Equity has been identified as the goal, and Indigenous-centred, racial equity and intersectionality approaches are the lenses that will guide us to realize equitable life outcomes for communities. Recognizing the inter-connected experiences of community members in terms of public systems, the City has reached out to other public entities to establish a joint Public Partner and Community Anti-racism Working Group with representatives of Indigenous and racialized community organizations in Vancouver to develop and implement specific anti-racist and equity actions. Suggested initial topics for working group consideration are based on priorities that have already been raised by community leaders and representatives and include:

racialized data, culturally safe reporting, and supports for targeted/victimized individuals.

City of Vancouver Task Force on Sex Work and Sexual Exploitation (2011)

The task force was formed to carry out actions from the report "Preventing Sexual Exploitation and Protecting Vulnerable Adults and Neighbourhoods Affected by Sex Work: A Comprehensive Approach and Action Plan".

Hastings Corridor Sex Worker Safety Plan (underway)

Work will be supported by an elder and inform internal-and community-facing plans and projects regarding sex worker safety needs and sex work-affected community members, and is inclusive of Indigenous trans and two spirit sex workers. Funding was provided for peer-led community consultation groups affected by area rezoning and development to assess needs and forward recommendations to increase area sex worker safety and support the prevention and awareness of exploitation. Core themes included addressing institutional racism and violence affecting Indigenous, Black and People of Colour in the sex work and sex work affected community; recognition as a valuable part of community, requests for housing, economic opportunities, and access to public services.

Missing Women Commission of Inquiry and City Task Force on Sex Work and Sexual Exploitation (2013)

The report responded to three recommendations directed to the City in the 2012 report *Forsaken: the Report of the Missing Women Commission of Inquiry* including retaining an Indigenous focus to the work; continuing to commit to the priority actions identified in the *Living in Community Action Plan* around staff training to reduce stigma and increase knowledge of equity issues faced within the sex work community; and through the hiring of two City social planners to implement these actions. *Missing and Murdered Indigenous Women and Girls (MMIWG) Calls for Justice, Reclaiming Power and Place: The Final Report of the National Inquiry into Missing and Murdered Indigenous Women and Girls (2019)* and *Downtown Eastside Women's Centre's Red Women Rising: Indigenous Women Survivors in Vancouver's Downtown Eastside (2019)* recommendations.

Gendered and colonial violence impacting Indigenous women, girls, 2SLGBTQQIA and gender diverse residents continues to cause harmful and generational community impacts for DTES residents. At the request of Indigenous families and leaders, the City opened 'Sau'ust' during the Inquiry process to provide access to healing and wellness for families and community members, and continues to support the ongoing need for access to culture, healing and wellness. The *Calls for Justice* and *Red Women Rising* report recommendations are currently being reviewed for City response and actions. An Indigenous planner has been hired and is dedicated to this work in consultation with the urban Indigenous and Musqueam, Squamish and Tsleil-Waututh Nations.

Mayor's Overdose Emergency Task Force (formed Nov 2018)

Recognising that the overdose response must include people most impacted, DTES residents who use drugs are engaged in the Vancouver Community Action Team (CAT). The group includes representatives from over 25 organisations to address the overdose crisis on multiple levels, including a focus on safe supply, peer wellness and Indigenous peer advocacy, and youth overdose prevention. The Task Force addresses

issues affecting people who use drugs, including supporting temporary wellness cultural spaces in SROs, and implementing an overdose washroom strategy in City-owned washrooms. The City also supports an Urban Indigenous Opioid Task Force led by MVAEC that focuses on identifying and addressing priorities for Indigenous people in the context of the overdose crisis.

[Housing Vancouver Strategy \(2017\)](#)

The strategy addresses Vancouver's housing crisis, targeting 72,000 new homes over 10 years (2018-2027) including 12,000 units of social and supportive housing. The strategy seeks to enable the 'right supply' of housing for people who live and work in Vancouver, which includes housing options that are affordable to local incomes and a shift to more social, supportive, and rental housing. Included in the Housing Vancouver target for 12,000 units of social and supportive housing are approximately 5200 homes intended for homeless individuals and SRO tenants currently living in inadequate housing and requiring supports. Housing Vancouver also includes actions to advance commitments as a City of Reconciliation to address short- and long-term housing and wellness needs of urban Indigenous residents.

[Single Room Occupancy Revitalization Action Plan \(2017\)](#)

Connected to Housing Vancouver, the SRO Revitalization Action Plan affirmed the need for interventions and shared responsibility between all levels of government and building owners and operators to improve and extend the life of this existing stock while protecting low-income tenants' health, safety and wellbeing. The 30-year goal is for all SRO tenants to live in safe, secure, dignified, and affordable housing, with their own private bathrooms and kitchens, and that ultimately all of the outdated 7,200 SRA-designated rooms will be replaced with self-contained social or supportive affordable housing units for low-income tenants, either in existing buildings through rehabilitation and conversion to self-contained social housing units, or with new social housing developed on or off site.

[Winter Response Strategy \(seasonal\)](#)

The City's Homelessness Winter Response Strategy is a multi-pronged approach with five main components:

- Permanent shelters – There are roughly 980 permanent shelter beds in Vancouver. They serve a range of community members and offer a range of services. Harm reduction best practices are followed, based on Vancouver Coastal Health's guidance.
- Temporary shelters – Since 2009, temporary shelters are opened annually through a partnership with the City of Vancouver and BC Housing to provide additional shelter capacity to keep those experiencing homelessness safe and warm during the winter months. These shelters typically open November through March and also follow a harm reduction model. In the 2019-2020 winter season, a total of 329 temporary shelter beds were made available, including 238 beds that remained open since last season and will continue till March 2021.
- Emergency Weather Response (EWR) shelters – EWR shelters are funded through BC Housing and delivered through partnerships with community-based service providers and faith-based organisations to provide additional temporary emergency shelter spaces during periods of extreme winter weather which threaten the health and safety of individuals experiencing

homelessness. They are activated during periods of excessive rain and/or zero or feels like zero degrees Celsius.

- Warming centres – Warming centres are funded by the City of Vancouver and are activated in DTES and throughout the city when the temp reaches (or feels like) -5 degrees Celsius. By providing additional capacity for people to come inside, warming centres address the serious health and life safety risks associated with extreme winter weather.
- Extended hours at City-owned community centres – Often times during periods of extreme cold weather, the two city-owned community centres in DTES and Downtown Core (Evelyne Saller and Gathering Place) extend their operating hours to provide vital services, such as hot meals and showers, and ensure there is somewhere warm to be inside when shelters, EWR beds, and warming centres close during the daytime.

Vancouver Plan 2050 (underway)

In November 2019 the City with the Musqueam, Squamish and Tsleil-Waututh Nations, embarked on a three-year program to develop a strategic long-range city-wide plan (Vancouver Plan) for the future of Vancouver looking out to 2050 and beyond. The Vancouver Plan will integrate and advance existing community plans and policies towards a just, sustainable, resilient and livable city. The intent is not to revisit policy directions covered under existing community and area plans, like the DTES plan; however, there will be opportunity for policy alignment to improve direction towards the overall vision for the city, or respond to urgent issues and opportunities.

Places for People Downtown (2020)

Everyone in Vancouver has the right to easily accessible public spaces. Work is currently underway to develop the City's public space strategy to create and improve spaces like plazas, squares, streets, laneways, pathways, and waterfront. This work will inform public realm planning in the DTES, such as the Gastown Streets and Spaces project that explores pedestrian approaches to enhance walking and cycling and access to public space.

Gastown Streets and Spaces Project (underway)

A cross-department team has formed to advance the Gastown Streets and Spaces project. In collaboration with the community, staff will explore how to improve public space in Gastown, in conjunction with the needed rehabilitation of the streets. The project will ask the public to help assess a range of pedestrian priority concepts for the streets

Vancouver Heritage Program (2020)

Reconfirming heritage values and assets as essential for the well-being of present and future generations, the VHP adopts the HUL planning model with principles of heritage resource management that embraces both tangible and intangible heritage values, including Musqueam, Squamish and Tsleil-Waututh Nations', and Urban Indigenous peoples' self-expressed histories, and cultural redress of systemically excluded ethno cultural communities. The VHP enables a policy framework, and various support tools for respectful stewardship of heritage resources, embedding it within community planning and urban development processes city-wide.

Culture|Shift (2019)

This 10 year framework aligns and increases support for arts and culture, embedded within is *Making Space for Arts and Culture*. It lays out the City's long-term vision and commitment to address acute space challenges including: a 10-year target of 800,000 square feet of new, repurposed or expanded affordable cultural space; policies and tools to support no net loss of space; goals to increase community ownership, prioritise and protect arts and cultural heritage, equity and accessibility, and support self-determined Musqueam, Squamish, Tsleil-Waututh and Urban Indigenous cultural spaces; support the Japanese Canadian community, Chinatown asset mapping and preservation, advance community stewardship of Hogan's Alley, and explore tools to facilitate and support artist spaces in industrial zones.

Climate Change Adaptation Strategy (2012)

As the climate changes, impacts will be felt disproportionately by communities who experience poverty, lack adequate housing, have mental and/or physical health issues, and/or are socially isolated seniors or children. Adaptation actions to mitigate the risk of heat- and wildfire smoke-related illness focus on improving canopy cover in the DTES, availability of water and cool spaces with clean air.

Resilient Vancouver Strategy (2019)

Vancouver is at daily risk of an earthquake. Like climate change impacts, earthquake impacts are also felt disproportionately by community members who lack adequate housing and experience chronic poverty or health issues. Seismic risk reduction actions focus on improving the safety of our buildings and infrastructure, and building the capacity of our communities to recover from earthquakes.

Vancouver Park Board Initiatives

VanPlay: Vancouver's Parks and Recreation Services Master Plan (2018)

VanPlay makes a commitment to equitable delivery of excellent parks and recreation opportunities in a connected, efficient manner which celebrates history of the land, place, and culture. It is a visionary document that sets the values and goals for current and future parks and facilities.

Urban Forest Strategy (2014, 2018)

This strategy enhances the urban forest on private lands, streets, and parks. Economic Access Policy (2016) - to ensure that all residents of Vancouver have access to basic programs and services provided by the Board of Parks and Recreation.

Biodiversity Strategy (2016)

This strategy increases the amount and ecological quality of Vancouver's natural areas to support biodiversity and enhance access to nature.

Building a Path to Parks and Recreation for All (2014)

Outlines 77 recommendations to reduce barriers for trans and gender diverse community members. The steering committee recommends staff implementation of the report's mid- and long-term recommendations

Appendix B



DOWNTOWN EASTSIDE

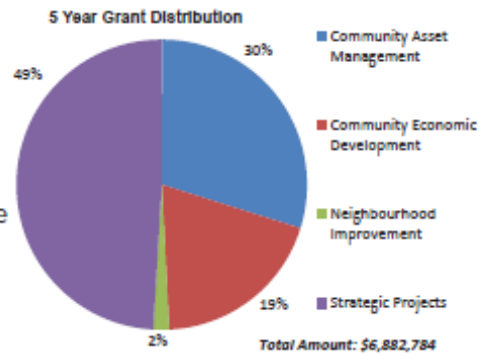
**SIX YEAR REVIEW
CAPITAL GRANT SUMMARY
APRIL 2020**



Capital Grant Summary

The Planning Department operates a unique dedicated neighbourhood grant fund which supports projects that help implement the DTES Plan. The aim is to encourage partnerships with grant recipients sourcing at least 50% of their funding from other organisations or through their own work. The grants supplied \$6.8 Million Across 172 grants provided over 5 years to the following:

- Registered non-profit societies
- Business improvement associations
- Community service co-ops
- Charities registered with Canada Revenue Agency (CRA)
- Social enterprises wholly owned by a non-profit society
- Faith-based organizations




The project must be located in the Downtown Eastside and contribute to the implementation of the DTES Plan, focus on improving the lives of vulnerable low-income residents and/or meet other priorities in the plan. Typical grant supports would achieve the following examples:

- Provide improvements to building assets, upgrades to premises and/or facades that lead to community economic development and enhancing social connections etc.;
- Involve feasibility studies, investigations, skills development, project management etc. and can build capacity resulting in building improvements or job creation;
- Include movable assets such as machinery, tools, equipment, appliances, furniture;
- Involve strategic projects that connect with the DTES Plan.



Space renovations to Co-op Radio



Strathcona BIA - Hastings Urban Tree Nursery Project

Capital Grant Summary

To date the grants have been intended to help achieve the following Plan priorities:
Supporting strategic community-based initiatives (e.g.: micro enterprise establishment, youth outreach, child care and co-op projects etc.),

- Fostering community economic development (CED) (e.g.: retail space improvements, façade upgrades, job creation, etc.)
- Protecting community assets (e.g.: upgrades to space occupied by social or cultural service providers, social enterprise premises and support to the SRO upgrading program etc.),
- Improving the walkability and safety of the neighbourhood (e.g.: street improvements, furniture, lighting, signage and information boards etc.).

Grant Guidelines:

The grants are intended to help achieve the following Plan priorities:

- Supporting strategic community-based initiatives (for example; micro enterprise establishment, youth outreach, child care and co-op projects etc.),
- Fostering community economic development (CED) (e.g.: retail space improvements, façade upgrades, etc.)
- Protecting community assets (e.g.: upgrades to space occupied by social or cultural service providers, social enterprise premises and support to the SRO upgrading program etc.),
- Improving the walkability and safety of the neighbourhood (e.g.: street improvements, furniture, lighting, signage and information boards etc.).



Downtown Eastside Women's Street Market



East Van Roaster space renovations



Mission Possible for washer equipment



Sole Food Farms plant containers

What We Heard

The following are just a few of the many stories of DTES Grants helping to offer opportunities to improve the lives of residents of the DTES:

DTES Market Event Rental Business

"The most powerful and meaningful result of this grant is that the DTES Market Rental Business was able to garner new business relationships and employ those who otherwise are considered "unemployable" due to disabilities, addiction and homelessness. We had moms that were able to feed and clothe their children, people with disabilities that were limited but able to set up chairs and organize tables, many had not had employment for years and after a few events became more confident, healthier and in the end became regular rental staff."

Mission Possible

"In the past 6 years, Mission Possible Enterprises has provided transitional employment for individuals facing barriers to employment in Vancouver's DTES. Of those who have completed the 6 months of employment in the last year, over 70% have successfully transitioned into employment.

Hives for Humanity -Common Hastings Folk Garden

"In this homelessness and drug policy crisis, where alarming numbers of people are dying in our community, the gardens, plants and bees, and the culture that surrounds them, provide a rich substrate for growth and connection. This garden is an important gathering space for many, for learning, celebration, healing and memorial. It includes a ceremonial space for traditional sweat lodge ceremony. It is also a place where many memorials have been held for members lost."



Hives for Humanity Bee Space



Hastings Folk Garden



Mission Possible



Mission Possible employment

Appendix C



DTES PLAN

Three-year Progress Review (2017-2019)



Consultation Summary
April 2020

TABLE OF CONTENTS

1.0 Consultation Overview	3
1.1 Introduction.....	3
1.2 Community Comments	4
1.3 Engagement Activities	6
1.4 Outreach Methods	7
2.0 What We Heard	8
2.1 Housing	8
2.2 Community Well-being	9
2.3 Local Economy.....	10
2.4 Services & Amenities.....	10
2.5 Transportation.....	10
2.6 Capital Grants.....	10
2.7 DTES Business Improvement Associations.....	11
2.8 DTES Plan Consultation Survey Results.....	12
3.0 Detailed Consultation Meeting Notes	14
3.1 Drug Policy and Poverty Reduction Advisor.....	14
3.2 DTES Plan Former LAPP Committee: Implementation Overview	15
3.3 DTES Women’s Centre Acting Director	19
3.4 DTES Plan Implementation & Priorities Seniors Workshop.....	20
3.5 DTES Plan Former LAPP Committee: Housing Discussion.....	23
3.6 DTES Plan Implementation Review: Our Place	24
3.7 Recommendations from Carnegie Community Action Project (CCAP)	27
3.8 Message from: Carnegie Community Centre Association.....	27
3.9 Acknowledgements.....	28
4.0 DTES BIAs Breakfast	29
5.0 DTES Plan Community Fair	42

1.0 CONSULTATION OVERVIEW

1.1 Introduction



“What keeps me here is the people and the strength of those people.”

Approved in 2014, the Downtown Eastside Plan is a 30-year vision for the neighbourhood that strives to maintain the uniqueness of the Downtown Eastside while revitalising the area without displacing residents. The DTES Plan was prepared over a two year period in collaboration with community groups, low and middle income residents, Indigenous groups, as well as businesses, non-profit housing and social service organizations.

In 2019 we went back to the community and shared a progress update on the plan’s implementation, and sought public feedback on plan priorities for the next five years, and how they can be achieved.

This summary reflects the concerns and thoughtful pieces of feedback community members submitted during the engagement.

The DTES is located on the unceded traditional lands of the Musqueam, Tsleil-Waututh and Squamish Nations.

1.2 Community Comments

COMMUNITY COMMENTS

"The addition of Crosstown childcare is not enough to meet childcare needs. We live Strathcona and do not fall into any of the VSOC priority neighbourhoods and therefore have not been able to secure full time childcare for our now 3 years old."

"You have to decolonize your thinking..."

"What keeps me here is the people and the strength of those people."

"An initiative that keeps spaces clean (incl public washrooms)...To create a healthier/safer place but being mindful of not displacing anyone."

"We can't only talk about economic development. Need to talk about human connection first. Arts, culture, connections—Money second."

"Culture is what works. It connects people, to each other, to the land; that is most effective for community members."

COMMUNITY COMMENTS

“People don't realize what a community the DTES is with all the gentrification and the condo people moving in and people getting displaced. It is hard to get shut out of our own neighbourhood.”

“We need sustainable local jobs throughout the DTES. We need proper mental and drug addicted outreach on the streets. We need more healing and rehab facilities.”

“For the DTES to be successful as a whole, the lives and voices of the vulnerable and marginalized must be at the forefront in the discussion and planning stages. For this to be a healthy area of the city, Vancouver must address the issues of physical safety, addiction, housing, racism, and affordable and healthy food (ie food desert) around Oppenheimer Park and Hastings.”

“Boost shelters and modular housing.”

“Focus on educational ...activities directed to growth and independence of young girls and women.”

1.3 Engagement Activities

The DTES Planning group reached out to community groups in January 2019 to January 2020 for their input on the implementation of the DTES Plan for the past 5 years since 2014.

Over 300 residents, businesses, social service providers, and local organizations attended in person engagement meetings listed below:

- February 2, 2019 - Our Place meeting (15 attendees)
- February 28, 2019 - Community Fair stakeholder meeting (18 attendees)
- March 3, 2019 - Our Place meeting (6 attendees)
- March 4, 2019 - Former LAPP committee meeting (5 attendees)
- March 17, 2019 - Community Fair stakeholder meeting (12 attendees)
- June 19, 2019: DTES Plan Community Fair, a public engagement event sharing the plan to date on information boards with themed discussions and space for DTES groups to showcase their work (208 attendees including 31 community different group exhibitors).
- October 28, 2019: an initial meeting with former Local Area Plan Process (LAPP) Committee members (11 attendees)
- November 6, 2019: a meeting with DTES Women's Centre (1 attendee)
- November 21, 2019: a workshop with seniors at the Carnegie Community Centre (55 attendees)
- November 28, 2019: a focused discussion with former LAPP Committee members on Housing (12 attendees)
- December 3, 2019: a meeting with Our Place at Ray Cam Community Centre (12 attendees)
- January 22, 2020: a meeting with Community Building Society (7 attendees)
- January 28, 2020: a workshop with Business Improvement Associations to discuss DTES economy (18 attendees)



1.4 Outreach Methods

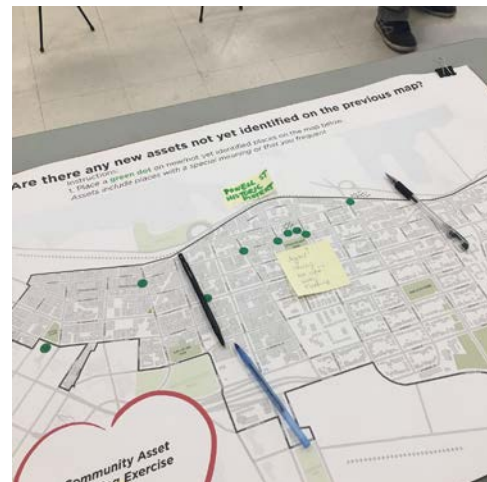
Different methods of consultation were used to reach out to the community:

- 8 in person meetings with interested community members and organizations
- 206 responses to a six-week questionnaire available on-line and in paper
- 4 DTES BIA Directors gave in depth questionnaire responses on local economy issues
- Digital updates including social media, DTES web page and City of Vancouver's web page
- 535 members received email notifications
- 1,500 Talk Vancouver members received email notifications
- Open house for the general public (the DTES Plan Community Fair)
- Radio broadcast interviews for Co-Op Radio
- Video interviews from DTES Plan Community Fair attendees that highlight plan gaps and priority projects (watch the video on the DTES web-page)



Attendees at the DTES Community Fair were able to engage with the Plan material in different ways:

- Information boards on plan implementation with staff from multiple City departments to answer questions. (see vancouver.ca/dtes for the boards);
- Community exhibition space for non-profit groups, local artists, and vendors to showcase their work and achievements;
- Themed discussion sessions to engage in dialogue on topics such as housing and homeless, local economy, grant funding priorities in the DTES, and healing and wellness;
- Printed and digital materials with progress updates on DTES Plan implementation, e.g. web-page, community newsletter, and infographics.



Throughout the engagement process we made available honorariums for local residents to participate because we value people's time and recognize their lived experience and expertise.



2.0 WHAT WE HEARD

Many individuals and community groups took their time to share their thoughts on the needs and priorities of the DTES that have grown in the past five years since Plan implementation.

Here is a summary of the input and recommendations we heard, divided by theme:

2.1 Housing

- Causes of homelessness need to be addressed, such as mental health issues and disabilities, and gaps for newcomers
- Single Room Occupancy (SRO) concerns: consider allowing for non-traditional/more flexible living arrangements
- Implement vacancy control to preserve stock
- Raise welfare shelter rate housing levels to meet growing homelessness needs
- Replace shelter rate units one for one
- Increase social housing requirements to include Chinatown
- Gather more housing funding from the Province
- Address challenges of building social housing in heritage buildings
- Increase social housing targets or continue current social housing targets as is
- Ensure sex worker safety in social housing
- Expand inclusionary zoning (60/40) to other areas
- Find new strategies for achieve housing not just province / federal
- Find permanent housing solutions
- Build modular housing for families
- Build more housing for women, trans and non-binary people

2.2 Community Well-Being

A need for Indigenous framework to:

- Address Indigenous homelessness
- Build Indigenous women's spaces
- Build Indigenous healing and wellness spaces
- Employ Indigenous youth and offer training

Overdose Crisis

- Call for immediate actions to address urgent, rapidly escalating issues of the mental health and opioid crisis
- Offer more services for addictions including healing and wellness that are culturally appropriate in all areas of the city including the DTES

Women & Children

- Build a bigger space for a women's centre
- Ensure more women's safety on the streets
- Build more childcare
- Build an Indigenous women's centre

Seniors in Chinatown

- Ensure more affordable and culturally appropriate grocery stores
- Build more affordable housing
- Offer social housing with better oversight
- Address a need for better pedestrian safety
- Address a desire for better security for vulnerable senior's
- Address concerns about racism
- Address a desire for more amenity spaces and senior's recreational programming
- Offer more language programs in the community



2.3 Local Economy

- Ensure more transit for local employees
- Calm street disorder to improve business
- Recognize the informal economy and ensure informal economy data collection
- Educate youth who are in low skill positions
- Offer more co-sharing space
- Ensure more affordable spaces
- Protect small businesses
- Offer more pop up short term leases
- Update the empty storefront policy with an equity lens
- Ensure transit access for local employees
- Explore a vacant business tax
- Protect small businesses such as artist studios and craft businesses
- Offer employment services to help DTES residents gain skills

2.4 Services & Amenities

- Build more bus shelters with bigger benches
- Offer more public bathrooms, showering facilities, water fountains, and Wifi
- Add more garbage bins across the DTES
- Offer more recreational amenities (e.g. basketball hoops in the lanes)
- Operate shelters or community centres as hubs/resource centres for services such as phone charging, Wifi, laundry facilities, bathrooms, showers, etc.
- Explore the use of community centres as 'community hubs' giving access to spaces for different uses
- Improve food security for vulnerable residents

2.5 Transportation

- Calm traffic for vulnerable pedestrians such as seniors
- Address pedestrian safety around major intersections in the DTES with traffic calming measure, such as speed bumps, and improved lighting



2.6 Capital Grants

- Coordinate and simplify the grant processes for applicants
- Increase scope of grants to cover operational funding etc.

2.7 DTES Business Improvement Associations

Safety & Security

- Address safety and high security costs for businesses in the DTES.
- Expand innovative pilots such as the 'community stewardship' to the rest of the DTES.
- Activation of vacant spaces can be one of the solutions to safety and security issues.
- Advocate for support from other levels of government.
- Support skills training or income opportunities for local residents.



Partnership Opportunities

- Share a universal waste management system, a shuttle system, and community stewardship programs amongst the four BIAs.
- BIAs can meet, share and learn from their best practices.
- Work with the Vancouver Economic Commission (VEC) and City to fill vacant spaces.
- Curation of vacant spaces (e.g. community-serving retail project).
- Work with Community Impact Real Estate Society (CIRES) to secure affordable spaces for businesses, social enterprises and non-profits.
- Expand way-finding throughout the DTES.



Transit & Parking

- Improve engagement with TransLink to improve transit in the neighbourhood.
- Expand parking in the neighbourhood to ease parking challenges.
- Explore more parking requirements for new buildings in areas such as Railtown, an area with many jobs but almost no parking or transit access

Affordability

- Address employee retention by introducing incentives for businesses to train employees and provide other needed supports.
- Ease tax burdens for business in Downtown Eastside Oppenheimer District (DEOD) who hire locally.
- Encourage business retention by easing tax burdens on tenants
- Address the need of affordable leases for small businesses
- Advocate with the Province for a change in the BC Assessment practices

Policy & Regulations

- Ease restrictive policies for public realm improvements, building upgrades, etc.
- Develop a funding strategy to incentivize businesses and property owners
- Address the 'change of use' challenges causing long waits to fill vacant spaces and triggering building code changes.
- Re-examine the DEOD housing policy and the retail continuity policy



2.8 DTES Plan Consultation Survey Results

We invited members of the public to complete a questionnaire to share their thoughts and feedback on plan priorities for the next five years, and plan implementation to date.

- About 50% thought implementation on transportation, heritage, and arts and culture in the DTES were mostly or somewhat on-track
- Desire for more support for public art, and artist spaces, as well as support for retaining heritage buildings.
- Over 60% feel community well-being and housing should be priority focus
- Areas of concern: homelessness; addiction and mental health; safety, security and crime; sanitation and public disorder
- Over 60% ranked community economic development as the most important priority for capital grants

We heard from individuals, community groups and organizations from a variety of backgrounds with different concerns, many of which participated in the Community Fair.

We reached out to at least 90 community groups, some of the groups included: Indigenous organizations, women's organizations, sex worker advocates, Chinese seniors, Japanese Canadian culture community members, former LAPP members, drug use harm reduction advocates, business improvement associations, poverty reduction advocates, social enterprises, heritage foundation, as well as housing advocates and providers, and other groups.

3.0 DETAILED CONSULTATION MEETING NOTES

3.1 Drug Policy and Poverty Reduction Advisor

August 6, 2019

DTES Plan Implementation Ideas

Matters and ideas raised:

- DEOD needs garbage cans, benches and bus shelters.
- There are no facilities for youth and nowhere for them to go for recreation. Could they have access to basketball hoops in the alley ways (for example)
- Blood Alley Square could be much better if there are charging stations installed to charge phones, electric bikes, wheel chairs etc.
- VCH has introduced new washroom guidelines.
- The DTES market should be changed to operate for 3 days. Seven days is too long.
- There needs to be electronic noticeboards so the community can be notified of important information.
- The Regent and Balmoral need to be replaced with mixed income housing and harm reduction support services.
- 58 West Hastings has been approved and needs to have community economic development component to provide additional income for the operation of the building.
- The inhalation facility gets extremely hot inside and needs a cooling fan to reduce the temperature, or maybe a pop up tent?
- The expected redevelopment of 52 - 92 East Hastings could take place in a year to eighteen months. Is it possible to have benches placed in the alley behind the OPS?
- There is need for people to have access to bathrooms (some people are barred from access).
- Need garbage cans in the street in front of OPS.
- DTES Market - whenever they visit there is no manager present.
- Need a bike repair co-op space to create jobs with bike repairs, wheel chairs and walker repairs.
- There needs to be Wifi in social housing to give people access to the internet.

3.2 DTES Plan Former LAPP : Implementation Overview

October 28, 2019

Document and information requests:

- Housing & Homelessness staff to follow-up with:
 - Addresses for the 20 City-owned sites in the Downtown Eastside
 - 2019 Homeless count report
 - Active projects in DEOD 60/40 sites (operators, rents, status)
 - List of social housing with expiring operating agreements
 - 2019 social housing numbers in DTES via email
- Staff to explore capacity to update the 2012 data “DTES Key Housing Facts”

Meeting requests:

- Propose sub-meeting between interested FLAPP members and Director of Homelessness Services to discuss homelessness trends and strategies
- Proposed sub-meeting with interested FLAPP members on housing numbers and existing need, and revising housing targets & strategies
- Proposed sub-meeting with Social Policy staff and Vancouver Coastal Health to discuss impacts of consolidated health care

Actions/Next Steps

1. Subsequent to the information above, FLAPP members request to relook at DTES Plan housing targets
2. Participants to send comments on DTES Action Items Progress Summary

Summary of Discussion:

Reconciliation

- Currently no Indigenous or reconciliation framework
- Currently no recognition of work being done by non-Indigenous groups, Park Board and School Board for the Indigenous community

Housing

- As a disproportionately high number of the homeless population are Indigenous, special consideration should be given to ensure equitable opportunities for housing, e.g. temporary modular housing
- Desire for the creation of a DTES Plan Implementation Committee
- What Federal and Provincial housing initiatives are underway?
 - The City does meet with the Province regularly every couple of weeks; relationship is positive and stronger now
 - City is receiving more housing funding and seeing more partnerships with both Indigenous and non-Indigenous partners
 - Recognition that things are not happening fast enough
 - The issue of heritage buildings is sometimes challenging for the provision of social housing in the DTES
 - Makes it difficult to find viable site

- City's heritage definitions/documents are colonial
- Heritage and history are different things
- Disagreement with the housing targets in the DTES Plan
- Desire to increase targets to achieve additional social housing units (now, in March 2020 with report to Council)
- Although on-track to meet targets, does not seem like there is progress addressing housing crisis
- Current targets don't reflect the need and cannot achieve goal of 'a healthy community for all'
- Is there a correlation between existing population and housing targets?
- During DTES Plan, targets set and LAPP not allowed to be increased--targets not high enough
 - Shelter rate target already been met, need to increase & achieve more
- Even though housing units are being created, how many of those units are affordable and within reach?
- Isolated conversations not effective and integration needed between different plans and policies, e.g. DTES Plan, Housing Vancouver, BC Housing, provincial and federal governments
- Health of people living in SROs are important, and there is a different perception from housing providers, e.g. non-traditional living arrangements need to be considered
- Discussion needed with higher-levels of government on criminalised activities in housing and the safety of sex workers, e.g. sex work is a livelihood and if ticketed, all wages go towards paying fine
- DTES Plan's 60/40 inclusionary zoning policy is working in that there are fewer condos being built. At the time of Plan development, we didn't realize we could get this many social housing units. Policy must remain
- Expansion of 60/40 in other areas?
- Concern inflation makes it difficult to achieve social housing development
- Need to be cautious in creating social housing through private development, e.g. although developers build the housing, providers still need to buy the units
- Need to understand federal and provincial housing targets
- We need to develop new strategies to achieve housing and can't rely on federal and provincial funding
- What is happening with the Regent and Balmoral?
 - There is a dedicated staff team working on this
 - Council report ready soon. Staff will inform when the report is public
- City's Gaps/challenges:
 - Finding permanent housing solutions (re: temporary modular housing)
 - Modular housing solutions for families, housing for trans people
- The majority of Empty Homes Tax dollars has gone into housing
- City will continue to take learnings from experience setting up Nora Hendrix house to other levels of government
- City is noticing uptick in SRO purchases and replacement/restoration. SRA Bylaw requires 1:1 replacement. City negotiates replacement at shelter rate. Social housing projects where the developer undertakes SRO replacements result in a net gain of shelter rate units.

Health and Well-being

- What's the update on Aboriginal Healing and Wellness?
 - The City is currently exploring multiple sites inside and outside the DTES (e.g. 52-92 E. Hastings, NEFC gathering space)
- Concerns about the consolidation of health care services
 - 2nd generation strategy not working cycle of crisis with funding cuts and consolidation of services
 - Consolidated health care service model works for some, but not all, and more diverse models needed to meet the unique needs of the community. For example, if you're banned from one, in the consolidated model, you're banned from all of them
- Consider pilot project bringing together different community groups under funding sharing model, e.g. Sunny Hill Health Centre of Children
- Disconnect between the situation on the ground and the in understanding of higher levels of government, e.g. policies and programs implemented over 5 years, but reality needs urgent solution
- Youth and families need support at the local level
- City initiatives include:
 - Vancouver Community Action Team, which addresses
 - Overdose crisis, safe supply, peer wellness, people's lived experience, access to prescription opioids, culture as medicine, access to meaningful work (Embers)
 - Mayor's Overdose Task Force. Highlights include efforts to improve response to people overdosing in washrooms
 - Women's Legacy Project
 - Will involve decision-making matriarchs from local nations
 - Will prioritize Indigenous and 2SLGBTQQIA and gender diverse people, and women-led families
 - Prioritizing principles of reciprocity
 - Hiring a social planner to focus on Calls to Justice from Reclaiming Power and Place
 - Community consultation and engagement with trans, gender-diverse, and two-spirit sex workers
- Policing and seizure of substances and property a serious concern

Local Economy

- City initiatives
 - Survival economy and DTES market management/relocation
 - Unpermitted Vending Study
 - Embers low-barrier employment hub
 - Exploration of co-sharing as an affordability tactic. City is currently working Vancouver Economic Commission and Development, Building and Licensing Department
 - Community Benefit Agreement = a significant signal from the City to the development industry regarding the cost/value of doing business
 - DTES Local Economic Profile
- Challenges include data collection on the informal economy, loss of affordable

commercial space

- Highlights include greater recognition and acknowledgement of the informal economy at the City; CED team and staff
- CoV employment strategy should include recruitment for local hires such as Indigenous youth, like the VPD, Park Board
- Would be useful to meet with BIAs to discuss local procurement and hiring
- Concern that youth are being pigeonholed into low-skill positions with little opportunity to advance, e.g. construction
- Value of property has increased, but many storefronts are still empty. Equity lens needs to be applied to update empty storefront policy and other ways to use empty commercial spaces besides retail
- Businesses have a different experience and concerns:
 - Safety, e.g. female staff won't stay until closing for fear of walking alone in neighbourhood
 - Need to clean up graffiti and street disorder
 - Stigma remains but businesses are individually empathic, but more challenging as a group. Creating one-on-one connection is important to change perception, e.g. Eastside works
 - Property taxation system is challenging with property taxed at highest use regardless of use, e.g. property taxed at maximum allowed under zoning, but business is only single storey
 - (Theo to share BIA report on assessment)
 - Lack of transit for employees
 - Cross communication between groups useful, e.g. residents and businesses meet together
- The illicit and informal market exists but no one reports on or monitors that livelihood

Other

- Oppenheimer Park
 - Situation is dire. Feels very unsafe, particularly for seniors
 - Lots of new people coming in
 - "The locals don't like it and the City has to deal with it"

3.3 DTES Women's Centre Acting Director

November 6, 2019

Conversation on DTES Plan implementation to date & priorities moving forward

Priorities

- Biggest priority need for DTES Women's Centre, that could have significant impact on women's lives in the community is having a bigger space for the centre. Estimate they would need approximately three times their current space or approximately 10,000 sf.
- Women's safety
- Shelter/centre/services for Indigenous women only
- Services outside of housing

Issues

- They currently lack adequate staff space (e.g. offices, meeting rooms) and need private space for women to speak to outreach workers and victims services
- Admin staff moved to 398 Powell
- Shelter is located at 412 E Cordova
- Lack of privacy a very big concern
- Currently only 1 meeting room
- Lounge/activity space on the ground floor is also very small/inadequate. They currently do run a variety of programs, but the centre could do offer so much more with more space.
- Programs include
 - Yoga, counselling and support, beading, haircuts, writing groups, talking circles, and more
- They provide food three times a day - their space includes a commercial kitchen
 - Food program serves up to 450 women, particularly for lunch meal
 - A future space could involve sharing a commercial kitchen with another organization that also provides food programs
- The lack of space creates friction amongst the women and there is lateral violence
- Indigenous women want their own centre
- There's currently no indigenous women's shelter either
- Strong concern that VCH seems to be sitting on the Buddhist Temple site
- The community has gotten much worse in the past 5 years: more violence
- What's happening at Oppenheimer Park puts big pressure on their shelter and services
- The plan doesn't focus enough on women's safety. Nothing has been fruitful for women over these past five years

3.4 DTES Plan Implementation & Priorities Seniors Workshop

November 21, 2019

DTES Plan Implementation & Priorities Senior's Workshop

Carnegie Community Centre – Ground Floor Theatre
Attendees: 55

Meeting Notes

Main themes

- Concerns about increase in open drug dealing, street disorder and homelessness along E Hastings and Oppenheimer Park, e.g. substance abuse, gambling, dumping of garbage, violence, etc.
- Significant personal safety and security concerns in public on the sidewalk (e.g. aggressive panhandling, muggings, gang violence, physical assault, bullying, and racism) and at home through open windows (e.g. theft, harassment, rowdiness and noise). Areas of particular concern identified along Hastings St, Hastings and Main, and Oppenheimer Park. Seniors feel especially vulnerable at bus stops.
- Improve bus shelters, e.g. deter drug dealing, repair damage/ vandalized seating and shelters more quickly, larger shelters, better weather protection, and more/larger benches. Need for more shelter and seating at bus stops around Carnegie were highlighted.
- More frequent cleaning of sidewalks and alleys, particularly around Carnegie Centre, e.g. public defecation and urination, discarded needles, garbage, etc. Areas of particular concern identified in alleys beside Carnegie, Oppenheimer Park, Gore Ave, Powell, Cordova and Jackson St.
- Frustration with lack of response when calling the police (911) about violence, City and Parks (311) about maintenance and cleanliness.
- Social isolation and lack of indoor and outdoor recreation/social space, e.g. loss of Oppenheimer Park as a public space for walking and socializing for fear of violence. Not enough Chinese-language programs and support services for seniors, including medical, greater difficulty for Mandarin-speaking seniors.
- Lack of affordable housing (particularly for Chinese seniors in Chinatown), and need for more care within existing affordable housing for seniors, e.g. building and equipment in disrepair, thefts, residents passing away and going unnoticed by building management.
- Chinatown valued as familiar, easily accessible neighbourhood for seniors: affordable culturally-appropriate groceries, fish, and meats; restaurants and services; space to socialize and exercise. Challenging as stores and services close as much new retail is inaccessible, e.g. expensive, caters to westerners, lack Chinese signage, and some only open evenings.
- Public realm improvements and routine maintenance needed, e.g. wider curb letdowns, sidewalk in disrepair and not cleared of snow/ ice, trim trees, better weather protection, more seating, lighting, bathrooms, and public art needed. The need for more bathrooms in Carnegie was highlighted.
- Difficult to cross the street, e.g. Hastings and Main identified as most concerning: cars have priority, pedestrian crossing times not long enough for seniors, cars and

trucks turn left late and don't yield, large trucks drive/turn too closely, and speeding despite speed limit reduction. Streets and intersections of particular concerns in Chinatown identified include Powell, Keefer, Main, Hastings, Pender, and Georgia.

TABLE 1 -- Language: Cantonese | Attendees: 10

Transportation:

- Street lights not bright enough, posing danger to seniors
- Wheelchair ramps at sidewalks should be widened to cover the whole corner to make it easier for seniors
- Portion of sidewalks occupied by goods put out by stores, not convenient for pedestrians

Safety and Security:

- Back alley behind Carnegie full of people doing drugs, not usable for seniors

Public Funding:

- Society buildings as well as store awnings are privately owned and should not receive City grant for renovation, which is not a priority
- Any money available should be spent first on improvement Chinatown's environment such as lighting and cleanliness as well as to help people quit drugs.

TABLE 2 -- Language: Cantonese | Attendees: 10

Main and Hastings Intersection:

- Pedestrian timing at Main & Hastings not long enough, and cars have priority to go first – should be at the same time.
- Commotion/violence outside of Carnegie on the very busy sidewalk, sometimes impedes entry.
- Some illegal dealing and gambling taking place.
- Could fund security cameras?

Bus Shelters:

- Provide funding for more/bigger benches at bus shelters.
- The bus shelters also need better weather protection both from the rain and the sun.
- Glass keeps getting vandalized/broken, could use a different material.

Public Realm in Chinatown:

- Would like to see more seating and benches for people to rest
- Want to see more public art, including sculptures, not just paintings.
- Need more bathrooms. (Carnegie's washrooms are always full.)
- Sidewalk is in disrepair, can be difficult for seniors with walkers when the sidewalk isn't flat.
- Need to clean up Chinatown. Too much garbage - smells dirty. Perhaps more cleaning staff (but may be ineffective)?

Safety and Security:

- Scared to go out at night.
- Shon Yee building has had break-ins.
- Experience people pushing seniors.
- Experience racism; people saying slurs and picking on Chinese seniors.
- Frustrated that reporting violence doesn't seem to have an effect.
- There can be barriers to calling 911; lots of questions of the caller without the police responding.

3.5 DTES Plan Implementation Review: Following up Housing Discussion with Former Local Area Plan (LAPP) Committee

November 28, 2019

Homelessness

- The results of the 2019 count were discussed. It was noted 62 % of those counted were in DTES. This indicates deepening of poverty and PIVOT Legal is estimating an undercount of around 2.5 to 10.2 percent.
- Housing and Homelessness staff offered to share more detailed data (ACTION: CP).
- Suggestions were made for shelters to be operated more as resource centres with a range of services, access to supports, phone charging, meals laundry facilities, showers etc.

SRO'S

- Staff were asked if the 1 for 1 policy could be re-introduced in DTES. This policy is still in place and requires ongoing multi-government funding and support to achieve good outcomes.
- It was suggested Wendy could offer an awareness workshop to interested staff in early 2020 (ACTION: WP)

Social Housing

- Discussions focused on the data and definitions of social housing affecting how each group understands the progress achieved to date. It was emphasised that the welfare shelter rate needed to be raised by the BC Government. The discussion went into health issues and maintenance of building challenges.
- It was agreed to recalculate the delivery numbers from March 2014 (date of DTES Plan approval) so everyone is using the same base data – ACTION CP)
- Concern was expressed about operating agreements coming to an end in the foreseeable future (29% or 39 housing agreements between 2020 and 2029). It was agreed this needs to be monitored more closely and we could check on when to give an update to Council (ACTION AD).

Shelter Rate Housing

- The meeting discussed the monitoring methods and it was suggested data needs to be collected on replacement of units and not just new units. It was confirmed this is what is being done so as to take into account those units lost due to new unit construction.
- The meeting ended after discussing the costs of deferred maintenance.

3.6 DTES Plan Implementation Review: Meeting with Our Place at Ray Cam Community Centre

December 3RD, 2019

Staff from the DTES Neighbourhoods Planning Group were invited to attend a meeting of Our Place at the Ray Cam Centre to provide input on the implementation process and recommend priorities for consideration of Council. The following input and observations were provided:

- Concern was expressed about the absence of alignment of systems and services, particularly between Community Centres, City departments and Parks Board, which doesn't serve the most vulnerable, especially with regard to women safety.
- Lack of trust in the VPD and lack of knowledge of the Vancouver Police Department Strategic Plan is challenging; there have been a number of incidents whereby the Survivors Totem Pole at Pidgeon Park has been defaced. It is important to raise these challenges and note that the women are starting to rise up, forming the "Her Place" movement to make their voices heard.
- People are getting more violent here and situations like Oppenheimer Park increase chaos, disorder and violence attracting more predators and violence which spill over and increased risk of the more vulnerable e.g. women elderly, children. E.g. DTES Women's Centre - the women there are at the highest risk. More must be done.
- Oppenheimer Park - Some incidents are reported. Others are not. There is a loss of park use for the community and the role of women in this community gets lost-there must be more efforts to bring back value of women and ensure they are safe and able to thrive and are supported by City to mobilize and for associations for common purposes.
- Transit - chaotic for transit drivers
- Parks Board is not inclusive - predominantly fee-for-service. Intimidating for those without income. There needs to be new and inclusive approaches that support participation
- Child care services in the Strathcona area have diminished. In the past five years, we have lost 70 childcare places for kids. How do we replace them?
- The DTES Plan can't be isolated from the rest of the city.
- Food security is a matter receiving attention at community level, due to the high number of vulnerable residents and children.
- There aren't places for people to get treatment. We need a Centre in every neighborhood, so that people can stay there and recover there and avoid a concentration of service in one area that may result in a substantial increase in population of at-risk adults who are also a risk to the kids and other vulnerable residents.
- The community groups were not consulted during the transit chaos.
- Young people are our best hope for the future and it is a struggle to bring them into the community centre - improved amenities, programming and facilities would help. Parks and Recreation are not inclusive and there is a need for basic things for kids.
- Seeing continual movement of youth into street [life] due to the lack of amenities

- There is a need for a wellness centre which would include cultural learnings.
- The DTES Plan cannot be isolated from all that is happening in the neighbourhoods (example of proposed development of the Detox Centre and housing at 1st and Clark)
- There is a need for Procurement Policies to enable communities building their own capacity. This should be achieved by providing strategic funding to help communities.
- There are issues with lateral violence taking place at some meetings.
- The DTES Plan did not relate to the whole community since families and seniors (including immigrants) were missed and not included.
- The Parks Board Capital Plan needs to assist community centres become Community Hubs with wrap around services and more rooms, showers and supports.
- Concern was expressed about the use of the Catholic Church Hall and the possibility of opportunists being involved there.
- Our Place wishes to advance a pilot neighbourhood governance model and would work with the city wide plan in this.
- There needs to be enhanced training for Community Centre frontline staff and community policing personnel on community supports with homelessness kits.
- Community policing in DTES should include more peers.
- Witnessing racism from staff
- Priorities in the area should relate to health, wellbeing, food security and quality.
- Housing providers need to be evaluated. The City should get rid of the approved social housing providers list (as some of the social housing is a 'nightmare' but they keep getting contracted) and instead use a model with a variety of housing providers. Three tiered housing is not affordable.
- How initiatives land in the neighbourhood is a concern, particularly major developments or new industry that do not involve community (e.g. Amazon, other tech industry).
- Pace of development in the area was raised with St. Pauls' hospital development as an example. Concern was expressed about protecting Strathcona from pressure on the housing.
- Disappointment was expressed about the delay in preparing the Hastings and Kiwassa Urban Design Guidelines, due to a lack of resources.
- The City should protect small business, particularly those off street enterprises, cottage industries, artist studios and craft business.
- Transportation needs to look more at traffic calming measures (e.g speed bumps) on Prior, Campbell, Glen and Adanac bike route. Lighting needs to be improved.
- Trains operating on the BI line are still a problem and CN is planning to twin the line and build walls along the reserve.
- How will the DTES Plan connect with the Vancouver Plan and the tendency to do spot rezoning (which is a concern)? The Plan is a community agreement.
- Lots of little projects hit the edges and help youth, women and artists.
- Refugees are victims of violence and have nowhere to go except for Crabtree. Atira is opening a day care space. Women are not feeling safe anywhere.
- The neighbourhood needs area-based planning with a funding strategy that supports community groups. Then City should fund the strategy that comes out of this planning work. This could also change the way Community Centres work.

- We need solutions that fit the populations and the neighborhoods, are connected to city wide initiatives and policies in relevant ways to improve conditions for local residents-particularly the vulnerable.
- Need for new procurement model at both city and provincial levels – There is a need for backbone funding for community as part of governance and planning at the neighborhood level-funding that is not based on RFPs.
- Participants expressed need for training on how to use voice as local community residents and organizations, in order to ensure Rights and a formal way to be heard when major issues or changes are impacting them.
- There are a lot of vacant [non-residential] spaces. Discussion around ideas of an ‘empty business tax’ and temporary/pop-up conditional leases.
- There is a need for storage facilities for food. Vacant premises should be secured for a hub for food preparation in a commissary kitchen for “emergency preparedness”.
- Air quality is affected by the Port, rail operations, trucks along Clark and Prior. This issue still has to be addressed.
- Some progress in implementing the DTES Plan is good, such as the Temporary Modular housing (which works well), new Implementation Team in Planning department, work of the resilient neighbourhood project.
- There is a need to take a look with Vancouver School Board at vacant spaces in the schools.
- Take a look at the example of Seattle community centres which operate more like community hubs. They manage space usage, provide storage spaces, offer sponsored programs and community access programs.
- Take a look at the resilient neighbourhood project.

3.7 Recommendations from Carnegie Community Action Project (CCAP)

December 19, 2019

- Re-visit the principles around “mixed-income” as a philosophy and principle for the DTES. This was opposed by low-income groups at the time of the planning, but appears as an underlying principle throughout the plan.
- Provide protections for the 100-block of East Hastings, reflecting the 100-Block vision document prepared by the SRO-Collaborative and Carnegie Community Action Project in collaboration with other groups and residents
- Increase the requirement and targets for shelter-rate housing in the DTES to meet the current and growing needs of homeless and under-housed populations
- Increase the ratio of social and shelter-rate housing e.g. 65-35% rather than 60-40% in the DEOD
- Extend the social housing requirement into the Chinatown district
- Support municipal and provincial measures for vacancy control in SROs, to preserve this essential dwindling low-income housing stock, including through supporting calls to the provincial government to tie rent increases to rooms not tenancy in SRO-designated properties and using business licences and/or amendments to the SRA bylaw
- Re-implement the 1 for 1 rate of change policy that was in the 2005 LAP and not the 2014 LAP

I also want to caution the calculation of net loss/increase calculate the net total of target housing. In your information, you stated that the Roddan Lodge has no net loss of affordable units, but in fact it will go from 156 shelter-rate (or less) units to 140 shelter rate units.

3.8 Message from: Carnegie Community Centre Association

January 25, 2020

Regarding: Increasing percentage for shelter housing

We are concerned that re-opening the discussion about the percentage rate for shelter housing could result in losses for Downtown Eastside Residents if developers push back.

3.9 Acknowledgements

The DTES Planning Team would like to thank the following organizations for their valuable input and participation during the DTES Implementation engagement process:	
Aboriginal Front Door	Metro Vancouver Aboriginal Executive Council
ACCESS	Mission Possible
bc211	Our Place
BCPRC Community Action Network	PACE
Carnegie Community Centre Association	Pacific Association of First Nations Women
Carnegie Community Action Project	PHS Community Services Society
Chinatown Business Improvement Association	Powell Street Festival Society
Chinatown seniors	RayCam Renew
Chinatown Transformation	Saa-ust Centre
CleanStart BC	Strathcona Artisan Market
Creative Coworkers	Strathcona Business Improvement Association
Downtown Eastside Neighbourhood House	Strathcona Community Centre Association
Drug Policy and Poverty Advisor	The Bloom Group Community Services Society
DTES Literacy Roundtable	The Salvation Army Harbour Light
DTES Women's Centre	Vancouver Coastal Health
EMBERS	Vancouver Community Coalition Against Prohibition and Overdose
EMBERS Eastside Works and Staffing Solutions	Vancouver Co-op Radio
Gastown Business Improvement Association	Vancouver Heritage Foundation
Hastings Crossing Business Improvement Association	Vancouver Japanese Language School and Hall
Heritage Vancouver Society	WePress
John Howard Society of the Lower Mainland	WISH Drop-In Centre Society
Lookout Housing and Healthy Society	
Former Local Area Plan Planning Committee Members (by name):	
Albert Lam, Vancouver Chinatown Revitalisation Committee	Phoenix Winter, Carnegie Community Action Project
Emiko Morita, Powell Street Festival Society	Scott Clark, Aboriginal Life in Vancouver Enhancement Society
Fiona York, Carnegie Community Action Project	Theodora Lamb, Strathcona Business Improvement Association
Ian Chang, Building Community Society	Victoria Rose-Bull, Strathcona Community Centre Association
Karen Ward, Drug policy and poverty reduction advisor	Wendy Pederson, SRO Collaborative
Kathy Shimizu, WePress & Powell Street Festival	

4.0 DOWNTOWN EASTSIDE BIA BREAKFAST



BUSINESS IMPROVEMENT ASSOCIATION BREAKFAST

Event Summary

January 28, 2020

TABLE OF CONTENTS

1.0 Summary of Event	3
2.0 Key Outcomes	4
3.0 Group Discussions	5
3.1 Key Engagement Survey	5
3.2 Table Discussions	6
Appendix 1 - Agenda	
Appendix 2 -BIA Survey	

1.0 SUMMARY OF EVENT

The BIA Breakfast was held in the Alma Van Dusen Room at the Vancouver Public Library on January 28th, 2020 from 8:00 am to 10:00 am. The BIA Breakfast gave an opportunity to representatives of the four DTES Business Improvement Associations (BIAs) – Gastown, Hastings Crossing, Chinatown, Strathcona - to talk about the Plan's impact on the local economy in the last five years since the Plan implementation. Staff provided an update on the implementation, facilitated table discussions to identify the gaps in the Plan that may be impacting the economic revitalization of the neighborhood, and discussed potential strategic priorities moving forward (see Appendix 1).

The event included display boards outlining the progress of the plan implementation in areas such as housing, community well-being, the local economy, transportation, parks, heritage, arts & culture, the environment, etc. The five-year implementation plan and other relevant documents were sent out to the BIAs prior to the event in order to prepare the participants for the discussions. In collaboration with the Executive Directors of the four BIAs, staff developed a survey to help BIAs identify where they align with the Plan's actions relevant to the local economy and which areas they would like the City to focus on in the next five years. The results of the survey were used to frame the group discussions.

Staff delivered a presentation that included an introduction to the Plan, the conditions before the Plan implementation, the achievements to date and examples of initiatives being implemented in partnerships with BIAs and other groups. Staff also shared the results of the survey and introduced the potential strategic directions (see Appendix 2). There were facilitated group discussions following the presentation and then each group reported back on their key discussion outcomes. The table discussions were recorded by note takers and the plenary discussion was recorded using a graphic recorder (Figure 1 – Graphic Recording)

Approximately 17 participants (property owners, business owners, non-profit organizations) attended the event representing each of the DTES BIAs. The executive directors or representatives introduced their members and shared some of their current initiatives and priorities.



Figure 1. Challenges and priorities identified by Downtown Eastside BIAs (graphic recording by Tanya Fink)

2.0 KEY OUTCOMES

Shared challenges and themes emerged from the table discussions, formulating a common thread for the DTES local economy. Here is a summary of the key outcomes:

Safety and security

- Address safety and high security costs for businesses in the DTES.
- Expand innovative pilots such as the 'community stewardship' to the rest of the DTES.
- Activation of vacant spaces can be one of the solutions to safety and security issues.
- Advocate for support from other levels of government.
- Support skills training or income opportunities for local residents.

Partnership opportunities

- Share a universal waste management system, a shuttle system, and community stewardship programs amongst the four BIAs.
- BIAs can meet, share and learn from their best practices.
- Work with the Vancouver Economic Commission (VEC) and CoV to fill vacant spaces.
- Curation of vacant spaces (e.g. SBIA-community serving retail project).
- Work with Community Impact Real Estate Society (CIRES) to secure affordable spaces for businesses, social enterprises and non-profits.
- Expand wayfinding throughout the DTES.
-

Transit and parking

- Improve engagement with Translink to improve transit in the neighbourhood.
- Expand parking in the neighbourhood to ease parking challenges.
- Explore more parking requirements for new buildings in areas such as Railtown, an area with many jobs but almost no parking or transit access.

Affordability

- Address employee retention by introducing incentives for businesses to train employees and provide other needed supports.
- Ease tax burdens for business in DEOD who hire locally.
- Encourage business retention by easing tax burdens on tenants
- Address the need of affordable leases for small businesses
- Advocate with the Province for a change in the BC Assessment practices

Policy and regulations

- Ease restrictive policies for public realm improvements, building upgrades, etc.
- Develop a funding strategy to incentivize businesses and property owners
- Address the 'change of use' challenges causing long waits to fill vacant spaces and triggering building code changes.
- Re-examine the DEOD housing policy and the retail continuity policy

3.0 GROUP DISCUSSIONS

3.1 Key Engagement Survey

The BIA Breakfast was organized in collaboration with the BIAs. Staff engaged in | conversations with the Executive Directors and developed a survey to identify where the BIAs align with the DTES Plan and the strategic priorities moving forward. The Executive Directors were invited to complete the survey divided in two parts:

- a) Chose the top five actions in the Local Economy chapter that connect with the BIA mandates. The BIAs selected the following actions:

Actions	Votes
Use City-owned properties, affordable leases, and revitalization tax supports to provide affordable goods and services in the area	3
Work with developers to allocate affordable space for important community assets and social enterprises (especially in Community-based Development Area).	2
Promote a social procurement policy for the DTES in partnership with key stakeholders.	2
Ensure the regulatory environment and city infrastructure maximises opportunities for industrial lands.	2
Facilitate social and green enterprise practices, innovative business methods to achieve Social Impact objectives and Greenest City Action Plan objectives	1

- b) Share the strategic directions or actions for the local economy that are missing, including the areas of interest they would like to discuss at the event. The BIAs shared the following potential strategic directions:



The results of the survey helped frame the table discussions. Each table was asked to answer and discuss the three questions below, and report their findings to the entire group:

1. What are the 3 most important strategic directions?
2. What are the strategic projects and funding priorities you would like the City to consider in the next 5 years?
3. Do you see any partnership opportunities (e.g. BIA-to-BIA or BIA-City) for the implementation of these strategic projects?

Based on the table discussions, the top strategic directions for the BIAs overall were:

- Safety and security (16 votes)
- Lease rates & property taxes (9 votes)
- Vacant spaces (8 votes)
- Policy & regulations (8 votes)

3.2 Table discussions

This section summarizes the main themes and comments shared at each of the table discussions.

Table 1

Staff: Dear Bhokanandh (facilitator) and Paul Siggers (note taker)

Participants: Theo Lam (Strathcona); David Walker (Chinatown); Adam Hayasi (Hastings Crossing); Emma Carscadden (Strathcona); Henning Knoetzele (Gastown)

Top strategic directions:

- a. Safety & Security (6)
- b. Vacant space / policy regulations (3)
- c. Transit / Lease rates / Property taxes/ Partnerships (1) - noted that this is a multi-government issue
- d. Importance of engaging with residents (new direction)
- e. Partnerships with residents & community groups (new direction)

Main themes:

- *Policy and regulations*
 - o It is good that the strategic directions are less prescriptive than sixteen actions in original plan;
 - o Want to see a less prescriptive plan moving forward, just strategic "buckets"
 - o Taxes are killing our businesses
 - o Façade program not taken up because of how onerous it was (reporting, requirements)
 - Awnings in disrepair, nobody wants to rent a space
- *Downtown Eastside/Oppenheimer District (DEOD) policy*
 - o No housing sales in Strathcona BIA in DEOD in five years.

- The DEOD is frozen in terms of development with high vacancy rates
- There's a need to talk about how to activate, incentivize, and rethink the DEOD policy
- The DTES team needs to hear that the DEOD policy is not working for businesses
- The DTES team needs to see some of the more established business and that are not part of the survival economy
- There is a concern about the concentration of social challenges and services in the DEOD
- BIAs are making a difference through procurement because businesses are always being asked about creating job opportunities (e.g. hiring local residents for security support). This is a way to address multiple issues at once
 - Hope that Van Plan can help redistribute services more
- *Transportation*
 - Gastown's experience of working with City somewhat incoherent
- *Safety / security*
 - It is getting worse, but it feels like a problem beyond the city and its planning methods
 - There's not much that can be done without support from other levels of government
 - This has impacts in other areas such as vacant space, legacy businesses, etc.
- *Other*
 - Ranking the strategic directions reduces complex causal relationships between priorities]
 - The City needs to treat the strategic directions as a "complex whole", prioritization doesn't work, for example safety and security is at the top of the list, but vacant spaces, legacy businesses could improve it
 - It is important to rethink how we approach this complex challenge
 - Sense that traditional planning is not working
 - How do you prioritize interlinked issues?

Table 2

Staff: Peter Vaisboard (facilitator) and Wesley Joe (note taker)

Participants: Chris Chan (Chinatown); Anu Kainth (Strathcona); Peeroj Thakre (Gastown); Steve Johnson (Hastings Crossing)

Top strategic directions:

1. Lease Rate & property taxes (3)
2. Policy & Regulation (3)
3. Safety & Security (3)

Main themes:

- *Strategic Projects*
 - We need a plan to support businesses when there are potential lease increases

- o Find ways to make leases to be more affordable
- o Review BC Assessment practice of valuing properties at 'best use' and not actual use.
- o Vancouver needs to be a more affordable place to retain and hire employees
- o Explore how to lower taxes for businesses in the DEOD area to reduce business's costs in order to support hiring more inclusively and locally.
- o Improve the public realm.
 - Vibrancy will bring more people into the area.
 - Consider beyond patio spaces and look at activating laneways
 - Review retail continuity policy.
 - Consider allowing other uses like social services, office, even for a time limited period.
- o Consider allowing retail use floor area to be less than currently required (of 50%)
- o Help businesses to train employees by offering reduced leases to business owners. This will help with hiring and to support for example immigrant workers that don't have time to train, in order to learn English, provide tax exemptions
- *Partnerships*
 - o Maximize budget with the 4 BIAs working together to retain and attract new businesses.
 - o Add 'Public Realm' as an strategic direction
 - o VEC and City to work together to help with vacant spaces
 - o CIRES can provide affordable spaces
 - o Hastings Crossing BIA - all four BIA to meet together to share concerns and to learn best practices about the streets in their area
 - Security - join together to reduce cost by using one company.
 - Improve services to tourism, i.e. shuttle service for tourists among the 4 BIAs
 - Combine services to reduce costs
 - o Partner with City to address vacant spaces
 - o Partner with senior government as social issues are beyond the capacity of the City and BIAs.
- *Local serving*
 - o Answer the question: who is considered local and who should be served? Consider other groups like non-profits and social services.
- *Affordability*
 - o Property values are increasing too high and affecting the viability of businesses.
- *Policy and regulations*
 - o Need to review policy to facilitate ease of opening a business and getting permits.
- *Safety and security*
 - o Safety for tourists and especially for the workers during late hours needs to be improved.
 - o Support for stewardship program to reduce or provide alternative to calling VPD.

Table 3

Staff: Colleen Hamilton (Facilitator) and Sean Martinez (note taker)

Participants: Jordan Eng (Chinatown); Tom Wakaruk (Gastown); Tammy Tsang (Strathcona); Jordan Stewart (Gastown).

Top strategic directions:

- a. Safety and security (3)
- b. Policy and regulations (2)
- c. Vacant spaces (2)
- d. Lease rates and property taxes (1)
- e. Transit (1)

Main themes:

- *Security*
 - Staff feels unsafe working in the neighbourhood
 - Security burden is too high on BIAs
 - Half of VCBIA budget spent on security
 - Daytime thefts during operating hours
 - Night time break-ins
 - No parking for workers in the area
 - Upstream solutions
 - Need to promote more local procurement
 - Chinatown sandwiched between geographic pressures of Gastown and DTES
 - Some current policies keeping status quo
 - Better integration would be helpful
- *Transit and parking*
 - No parking for community employees
 - Issues for worker retention
 - No direct transit to the area (Strathcona), staff needs to walk
 - Ignorance, fear
 - Job growth stifled
 - Only one parking space per unit employing hundreds
 - Lack of transit was linked to safety
 - Action idea: more parking requirements for new buildings
 - Specific issues in Raintown, an area with many jobs but almost no parking or transit access.
- *Policy and regulations*
 - Vacant spaces & space availability
 - It takes 15 months for change of use
 - Causes vacant spaces
 - Change of use triggers building code changes
 - Regulation & policy need to be rethought
 - Vacant spaces are symptom
 - Very selective tenanting by property owners leaving spaces unused

- Delays in licensing & signage
- Solutions needed to alleviate time and effort required in licensing and approvals
- Develop funding strategy similar to a heritage plan
- People “stuck” in the DTES due to lack of options
- DEOD policy
 - Need to critically examine if ‘funneling’ people and services into the DTES (especially DEOD) is evidence based (does it work in terms of recovery, social mobility?). Anecdotal stories of people ‘stuck’ in DTES – not because it’s their chosen community but because they have no other options
 - Social housing concentration very high – need more dispersing
 - Need for accountability does not exist due to concentration
- Issues with gentrification, need to balance with economic development of community
 - Seek balance (like in Gastown)
 - Do not close off neighbourhoods to economic development
 - Police no longer able to enforce any consequences for repeat offenders
 - Action idea: Remediation and rehabilitation such as skills training or income opportunities for those stealing for livelihoods
- *Partnership opportunities*
 - BIAs can curate vacant spaces
 - Program wherein tenant and BIA can split costs of code related upgrades with COV
 - BIA can possibly share /match cost to getting vacant spaces opened up

Table 4:

Staff: Tom Wanklin (facilitator) and Camilla Lade (note taker)

Participants: Stefanie Schulz (Gastown); Walley Wargolet (Gastown); Peter Joe (Strathcona); Johanna Vortel (Strathcona)

Top strategic directions:

- a. Legacy businesses (4)
- b. Safety & security (4)
- c. High taxes (4)
- d. Transit

Main Themes:

- *Partnership opportunities*
 - BIAs connect with Translink with COV help.
 - Strengthen social enterprise opportunities
 - Wayfinding improvements and continuation should be addressed with partnership with COV
 - Create a wayfinding corridor between Gastown and Chinatown to improve tourism

- Community safety or “patrol team” / “community steward” - safety patrols synergies between BIAs (exchange & share)
- Waste hauling for DTES - use one company
 - Targeted specifically for area
 - Targeted contract
 - Below market
- *Policy and regulations*
 - Current limitations on liquor licenses or patio licenses are impacting businesses negatively
 - Restrictive requirements for tree light installation, painting clean globes and replacing/fixing light poles 5 or more years old and other public realm issues
 - DEOD policy
 - No housing purchases occurring and no social housing being built either
 - Zero sales of property in the DEOD
 - Restriction on housing moratoriums have to stop
- *Successful DTES models*
 - A “Made in Strathcona” branding is possible
 - Activation of a Restaurant Café in Railtown “Giving back to the community”
 - A social enterprise example - a cleaning campaign by ‘United We Can’ who hired local residents
 - Gastown Patrol Team are respected, they act like social workers, providing support and guidance to residents. It’s tough to replace this amazing model.
- *Transit and parking*
 - More engagement with Translink.
 - Gastown would like to work with EasyPark on parking lot expansion.
 - Lack of long term parking to commuters, parking and transit to Railtown
- *Legacy business*
 - Gastown concerned with losing business and losing character to chains/corporations

Appendix I: Agenda

Time	Activity
8:00-8:15 (15 mins)	Participants arrive and mingle
8:15-8:35 (20 mins)	<ul style="list-style-type: none">• Welcome and land acknowledgement• Purpose of the meeting, agenda and expected outcomes• Ice-breaker: your name, your BIA, one BIA initiative you are most proud of.• Executive Directors/Representative introduces their members and BIA projects/priorities
8:35-8:50 (15 mins)	<ul style="list-style-type: none">• Staff presentation• Update on Plan implementation
8:50-9:50 (60 mins)	<ul style="list-style-type: none">• Groups discussions• Facilitators report back
9:50-10:00 (10 mins)	<ul style="list-style-type: none">• Next steps - draft an event summary with key messages. Summary will be shared with participants and included in the Council report

Appendix II: Survey

Top action items identified by the BIA Executive Directors that connect with their BIA mandates		
#	LOCAL ECONOMY STRATEGIC DIRECTIONS & ACTION ITEMS	Count
24	Use City-owned properties, affordable leases, and revitalisation tax supports to provide affordable goods and services to the area.	3
23	Work with developers to allocate affordable space for important community assets and social enterprises (especially in Community-based Development Area).	2
35	Promote a social procurement policy for the DTES in partnership with key stakeholders.	2
28	Ensure the regulatory environment and city infrastructure maximises opportunities for industrial lands.	2
25	Facilitate social and green enterprise practices, innovative business methods to achieve Social Impact objectives and Greenest City Action Plan objectives.	1
26	Identify, secure and maximize economic/business assets that serve the low-income community (particularly in the Community-based Development Area).	1
27	Investigate regulatory changes and building code modifications to accelerate small conversions and renovations of business premises to allow business owners who wish to make physical improvements.	1
29	Support a permanent location for the DTES Street Market for safer survival vending, and opportunities for sale of locally-produced arts and crafts.	1
31	Work with the four business improvement associations to create a neighbourhood-wide business characteristics survey.	1
33	Establish new neighbourhood retail centres, e.g. focus areas of Paueru Gai/Powell Street, Hastings Crossing, Main Street and Hastings East, to serve local needs.	1
30	Undertake a study of vending alternatives and the establishment of neighbourhood market-selling facilities.	0
32	Work with the Vancouver Economic Commission and business improvement associations to attract suitable new enterprises with retail strategies.	0
34	Innovate and support opportunities for market-selling, small business and micro-enterprise opportunities for DTES residents to build the survival economy.	0

Suggested strategic directions or action items for the Local Economy

Legacy businesses

- Programming/policy that supports local businesses/culturally-aligned tenants/businesses to have opportunities to be part of new developments/builds.
- Strategies that directly speak to and activate the arts community in support of economic revitalization.

Vacant spaces

- A clear call to activate vacant space, whether it is city-owned or privately owned (policy, programs and incentives that would encourage property owners to revitalize their space, even on a temporary basis.)

Lease rates & property tax

- Mitigation/ support strategies that support property owners/tenants face the rising cost of commercial tax and rents across Strathcona.

Safety & Security

- Support to pilot new safety and security models throughout the DTES.
- To encourage and promote business in the Business Improvement Area with a reduction of crime rates, cleaning of alleys and graffiti removal.

By-laws

- Examining city policies that may be a headwind for businesses ie. practice of fining businesses for illegal dumping outside of their control, graffiti fines.
- A formal review/audit of the DEOD zoning impacts on property and business.

DTES area business review

- A DTES Business Climate Study could be helpful to get a clearer picture of main concerns/challenges of businesses/social enterprises/orgs. A partnership between the BIAs and COV could make this happen.

Transit

- Transit strategy/advocacy support for Railtown.

Specific questions or areas of interest to discuss

- The Strathcona Business Improvement Association would like to engage the DTES Planning team on the impacts the DEOD zoning has had on property and business owners and further explore how we might work together to support thriving retail in this district.

5.0 DTES PLAN COMMUNITY FAIR CONSULTATION SUMMARY



DTES PLAN Community Fair



Consultation Summary
August 2019

TABLE OF CONTENTS

1.0 Highlights of Key Findings	3
1.1 Questionnaire Key Findings.....	3
1.2 Demographics.....	3
2.0 Consultation Overview	5
2.1 Background.....	5
2.2 Public Engagement.....	5
3.0 Discussion Session Summary	6
3.1 DTES Plan Implementation - Housing & Homelessness	6
3.2 Healing & Wellness in the DTES.....	7
3.3 DTES Capital Grant Priorities.....	9
3.4 Local Economy.....	10
4.0 DTES Plan Implementation Information Boards	11
4.1 DTES Plan Community Fair Idea Boards	11
4.2 What we heard	12
5.0 Questionnaire Results	13
5.1 Implementation Progress Check-in	14
5.2 Downtown Eastside Capital Grant Priorities.....	15
5.3 Downtown Eastside Capital Grant Allocations	18
5.4 Downtown Eastside Plan Focus Areas.....	19
5.5 Community Outreach & Engagement.....	22
5.6 Other Comments	26
5.7 Demographics.....	28
Appendix 1 - Outreach and Engagement	
Appendix 2 - DTES Plan Community Fair programme and venue map	

1.0 HIGHLIGHTS OF KEY FINDINGS

The Downtown Eastside (DTES) Plan Community Fair was held at the Japanese Language School and Japanese Hall on June 20, 2019 from 10:00 am to 5:30 pm. The fair gave the City of Vancouver and the DTES community a chance to take stock of the Plan's impact to date and have conversations about priorities moving forward.

The fair included display boards outlining the progress of Plan implementation, space for DTES groups to showcase their work, themed discussion sessions, and a questionnaire that was made available online for over a month. The questionnaire sought feedback on the Plan implementation to date, funding priorities for the next five years, and how they can be achieved to help inform future grants, initiatives, and projects.

This document summarises the findings of the questionnaire and feedback heard during the DTES Plan Community Fair, and will be shared with City Council as part of the next DTES Plan progress update in 2020.



Laura Saimoto of the Japanese Language School and Japanese Hall welcomes the community to the DTES Plan Community Fair.

QUICK STATS:

- 208 DTES Plan Community Fair attendees
- 31 community exhibitors (non-profit groups, local artists, and vendors)
- 4 discussion sessions
- 90 discussion session attendees
- 206 completed questionnaires

1.1 Questionnaire Key Findings

The following are the key findings from the questionnaire. See 5.0 Questionnaire Results for more details.

Completed Questionnaires: 206

The majority (90 percent) of the 206 questionnaire respondents did not attend the DTES Plan Community Fair. Many DTES Plan Community Fair attendees shared their feedback during the discussion sessions (see 3.0 Discussion Session Summary), through the idea boards, mapping exercises, and by speaking with staff (see 4.0 DTES Plan Implementation Information Boards).

Demographics – Questionnaire respondents:

- Less than half of respondents lived in the DTES.
- The majority of respondents spoke English as their mother tongue.
- Twice as many respondents were homeowners, compared to those who rent.
- Nearly half of respondents had household income of \$80,000 or more.
- Less than a fifth of respondents had a household income of \$40,000 or less.

DTES Vision:

- Over 25% thought process on the DTES vision was mostly or somewhat on-track, while about 50% thought it was mostly or somewhat off-track.

DTES Plan Focus Areas:

- About 50% thought transportation, heritage, and arts and culture were mostly or somewhat on-track.
- Desire for more support for public art, and artist spaces, as well as support for retaining heritage buildings.
- Over 60% feel community well-being and housing were mostly or somewhat off-track
- Areas of concern: homelessness; addiction and mental health; safety, security and crime; sanitation and public disorder.
- Over 60% thought housing and community well-being should be priority focus areas for the next 5 years.

DTES Capital Grants:

- Over 60% ranked community economic development or community asset management as the most important priority for capital grants.
- 50% feel the priority areas should be adjusted.
 - Call for immediate actions to address urgent issues of the mental health and opioid crisis, homelessness, street disorder, crime, and sanitation.
 - Some respondents wanted more funding for social housing and support services in the DTES, while others expressed concerns about the existing concentration, and called for these to be located in other neighbourhoods.
- Capital grant ideas:
 - A significant number of comments included ideas to increase affordable housing and accessible housing to address homelessness.
 - Support for education, training, and job creation for residents, particularly women and those with high barriers to employment.
 - Initiatives to improve mental health, well-being, and sense of community.
 - Projects to address addictions and substance use.
 - Improve public cleanliness and amenities, e.g. public toilets, wifi, bus shelters, benches, garbage cans, electric charging stations, electronic notice boards.
 - Suggestions to improve policing, safety, and security.



Local DTES non-profits organisations, artists, and vendors at information display tables in the community exhibition space at the DTES Plan Community Fair.

2.0 CONSULTATION OVERVIEW

2.1 Background

Approved in 2014, the Downtown Eastside (DTES) Plan is a 30-year vision for the area prepared over a two-year period in collaboration with community groups, low and middle income residents, Indigenous groups, as well as businesses, non-profit housing and social service organisations. The Plan strives to ensure that the uniqueness of the Downtown Eastside is recognised, and strives to maintain the existing neighbourhood character, while revitalising the area without displacing residents.

2.2 Public Engagement

Co-creating with Community

Implementing the policies and actions of plan continues to be a collective effort between residents, local non-profit organisations, other levels of government, and City departments. Engaging the community on implementation progress is part of ongoing monitoring and evaluation of the DTES Plan. The DTES Plan Community Fair was developed collaboratively with the community. Local organisations were invited to complete an online questionnaire to gauge their interest (22 responses), followed by two stakeholder workshops with DTES non-profits and residents were held to shape the event format, and identified key themes and topics for discussion (25 participants).

DTES Plan Community Fair

The fair was well attended, attracting 31 community exhibitors, over 200 fair attendees, including approximately 90 who participated in the themed discussion sessions. The fair included:

- Information boards on plan implementation with staff from multiple City departments to answer questions. (see vancouver.ca/dtes for the boards);
- Community exhibition space for non-profit groups, local artists, and vendors to showcase their work and achievements;
- Themed discussion sessions to engage in dialogue on topics such as housing and homeless, local economy, grant funding priorities in the DTES, and healing and wellness. See 3.0 - Discussion Session Summary for more details; and
- Printed and digital materials with progress updates on DTES Plan implementation, e.g. webpage, community newsletter, and infographics.

See Appendix 2 for more full programme and venue map.

Outreach and Engagement

The fair was broadly promoted through postering in the neighbourhood by a local non-profit social enterprise and social media, e.g. City of Vancouver website, e-mail list-serv and channels. A questionnaire (available for a six week period) invited the public to share their thoughts and feedback on plan priorities for the next five year, and plan implementation to date. The questionnaire was available for a six week period between June 20 and July 31, 2019. See Appendix 1 for more details.

3.0 DISCUSSION SESSION SUMMARY

3.1 DTES PLAN IMPLEMENTATION: HOUSING & HOMELESSNESS



Participants at the DTES Plan Community Fair Housing and Homelessness small group discussion circles.

Staff from the City's Homelessness Services & Affordable Housing Programs team presented an update of DTES Plan implementation items with respect to housing and homelessness, as well as some of the challenges and opportunities moving forward. Session attendees were invited to share their thoughts of the actions to date – what's working and what's not –and thoughts on priorities and opportunities for the next 5 years of plan implementation. See Appendix 2 for more details.

Session attendees: 22

Main themes discussed

- Causes of homelessness that need to be addressed:
 - Social stigma may pose a barrier to housing, e.g. towards those with trauma, mental health issues, substance addictions, from the corrections system, etc.
 - Challenges for immigrants and newcomers, e.g. lack of translation, discrimination, local work experience, etc.
 - Lack of accessible housing for those with disabilities
- Prioritise: temporary modular housing (TMH), particularly for seniors, those with health issues, and disabilities; shelter rate housing; affordable single room occupancy (SROs) hotels; and year-round temporary shelters.
- Concern that the lack of affordable housing and addiction has caused a rapid and dramatic increase in those camping in Oppenheimer Park.
- People come from other areas (lack of local supports, housing, better climate, etc.) unprepared for high costs and end up homeless in DTES.
- Concerns about affordability of SROs, safety and physical state of buildings.
- More coordination between levels of government needed to provide housing.

Visit vancouver.ca/dtes to view the [DTES Plan Implementation - Housing and Homeless presentation](#).

Sample comments

- We demand people to behave in a certain way in order to access housing, not everyone has the tools to behave in normative ways
- Housing is healthcare
- It's fiscally prudent to house people
- Many seniors living on the street
- Needs bravery, Make legislation that is more effective
- Systemic exclusions in shelter rules, such as operating hours, entrance cut off times difficult for sex trade workers who cannot access afterhours.
- Shelter animals are treated with more care and compassion than a lot of people in our city
- Due to language barriers, discrimination, people need translation to have access
- We often try to change the tent city, but that is a symptom of lack of housing and unaffordability, we are not dealing with the root causes of the problem
- Unsuccessful transitions, people coming out of correctional system have some support in halfway house, then released into community and it's difficult to cope
- Having better inspections in SROs to make sure it is safe and all SROs should have a non-profit management. We need better bylaw enforcement
- Outlook is promising, see recent things are moving in the right direction
- 600 new units in one year was hugely transformative

3.2 HEALING & WELLNESS IN THE DTES

The Downtown Eastside neighbourhood is home to many organizations, individuals, and groups dedicated to help individuals and community heal and strive for wellness in many forms. This panel session highlighted the aspects of healing and wellness in the DTES that the City of Vancouver has been able to support through the invaluable partnerships with local organisations, including: Indigenous self-determination, sex worker safety, and mental health, substance use and drug poisoning. It is important to note the discussion panel was comprised entirely of Indigenous speakers. See Appendix 2 for more details.

Session attendees: 30



Vancouver Coastal Health staff demonstrating how to use a Naloxone kit in the community exhibition space at the DTES Plan Community Fair.

Main themes discussed

- Deeply personal and emotional stories, histories, and experiences on healing, wellness, and growth were shared in a circle conversation by DTES residents and those with a strong connection to the area.
- Common themes revolved around the widespread trauma and inter-generational suffering and struggle caused by colonization, including: systemic racism, sexism, and discrimination; physical and cultural genocide; wellness and mental health; addiction; gentrification and displacement; and the enduring ramifications of the residential school system.
- Other common threads included the DTES is also a strong inter-connected community to be celebrated with a rich history, culture and identity, and members that care for each other.

Sample comments

- It's hard walking down the streets and comparing it to what it was like before; there is lots of suffering.
- People don't realize what a community the DTES is with all the gentrification and the condo people moving in and people getting displaced. It is hard to get shut out of our own neighbourhood.
- Trauma is everywhere and at the roots of drugs, alcohol, inter-personal trauma.
- Culture is what works. It connects people, to each other, to the land; that is most effective for community members.
- I need to remember there were a lot of negative experiences to turn into positives.... my mom went to residential school, there was a lot of alcohol in her household and I am a product of that too. But amazing people came to me and showed me there was a kinder way to be, more nurturing to my children.
- We're a matriarchy, work is done by our aunties. Time and time again it was just the aunties who were showing up, even when there wasn't space for it... Indigenize – do land base facilitation with Indigenous youth. When I think of wellness I think of inclusion for Indigqueer identities, aunties, and for my uncles.
- We don't want to come into these conversations thinking we need to fix a broken thing. We aren't broken, we have been injured and we need to heal...Part of story sharing that we are brought here to do is to look at the gaps. We need to look at that and bring that forward.
- What keeps me here is the people and the strength of those people.



Community members sharing a meal prepared by local caterers and restaurants located in the Oppenheimer District, Chinatown, and Strathcona.

3.3 DTES CAPITAL GRANT PRIORITIES

City staff presented an overview of grant funding programs in the DTES highlighting how the grants have been allocated in the past five years. Panelists from non-profit groups that previously received grants talked about their experiences applying for the grant, benefits gained and lessons learned. Session attendees were invited to share their views about the DTES grant program, and possible funding priority areas for the next five years. See Appendix 2 for more details.

Session attendees: 13

Main themes

- Better coordination needed to integrate grant processes for non-profits applying for multiple grants from different City groups/departments.
- Desire to simplify application process, budgeting and reporting of how grant funds spent.
- Designated staff vital to help guide applicants through the grant process, answer questions, and create connections to other funding sources.
- Modest interest in participatory budgeting with concerns over amount of time, work, and emotional commitment needed, engagement and outreach challenges, small vocal groups lobbying for projects.
- Desire for broader scope of grants, e.g. operational funding, depreciation reports.

Sample comments

- On the ground level asking for funding from different sources, for those of us with cross section of projects, it is challenging to go to all of the different sources. For example, capital project, but need to go to Heritage - combined heritage, capital and social funding. Public realm area - talking to engineering, public heritage. It is a lot of work. Different departments have different drivers.
- It is clear cut if your project is simple. When you have a larger project across departments, you have to work with all the different departments. Would be better if a larger project to have a cross team approach to look at projects
- [participatory budgeting]...takes a lot of time and volunteers.



Participants at the DTES Plan Community Fair DTES Capital Grants panel discussion workshop.

3.4 LOCAL ECONOMY

The DTES Plan has guided policy interventions intended to improve the local economy, especially in under-served areas. The panelists and moderator shared their experience working in the DTES implementing programs and initiatives that help revitalize the economy while responding to community needs. See Appendix 2 for more details.

Session attendees: 25

The following is an overview of what we heard

Main themes

- Concern about loss of local-serving retail, e.g. grocers, laundromats, etc.
- Lack of affordable commercial retail space.
- Stigma faced by marginalised community members in the survival and informal economy (e.g. binning – collecting redeemable containers and other materials, the DTES street market) is slowly diminishing, but still remains.
- Need for employment services to help DTES residents to gain skills and confidence to transition back to work and mainstream employment.
- Need for public realm improvements, including public washrooms, waste bins, and seating.

Sample comments

- Community storage is needed by community members. This is important for workers. Especially if someone takes away all of your belongings. You feel worthless. This can have a multigenerational effect.
- We can't only talk about economic development. Need to talk about human connection first. Arts, culture, connections— Money second. City needs to allow for music, more events. This will help reduce the stigma as well.
- You have to decolonize your thinking. You have to think about the federal government too...not just the City. Ongoing ghosting of large urban indigenous population. They deserve to have community space, resources to organize themselves and assurance that everything is coming back to benefit indigenous people. Why is government not showcasing what real reconciliation is? If committed to reconciliation should be not segregating. Should be redressing and correcting issues. Who's in charge when businesses come in? Its First Nations and urban indigenous people under pre-existing laws.



Participants at the DTES Plan Community Fair Local Economy panel discussion.

4.0 DTES PLAN IMPLEMENTATION INFORMATION BOARDS

4.1 DTES PLAN COMMUNITY FAIR IDEA BOARDS

The following is an overview of the feedback received through sticky note and mapping activities in the Downtown Eastside Plan Information Boards space during the DTES Plan Community Fair, and feedback staff heard through conversations.

Capital Grants Priorities ideas board

Examples of areas of importance, and or neighbourhood project idea:

- Peer employment options, job training, e.g. Foodsafe, WHMIS, First aid
- Public washrooms and showers
- Public realm improvements, e.g. drinking fountains, repave sidewalks, more green space, trees, waste bins, respite areas
- Reliable, consistent, free Wifi
- Harm reduction, e.g. frontline workers' support, safe supply of clean drugs
- Literacy funding
- DTES Emergency Preparedness PLAN!
- Authentic dialogues with community members who have a place at the table
- Low barrier housing
- Childcare

Community asset mapping exercise #1

Examples of community assets not previously identified:

- 7 Digital Literacy Tech cafes
- 58 and 95 W Hastings Street
- Battle for Ballantyne site
- Gather - Community Arts Council
- Ming Sung Benevolent Society
- Plaza at Mclean Park
- Powell Street Historic District
- Unnamed sites (Powell Street at Dunlevy, and Jackson Avenue, e.g. heritage buildings, etc.)
- Vancouver Japanese Language School and Japanese Hall
- Wayne Grocery (Campbell and Keefer Streets)
- WorkBC



Green dots and stickie notes identifying community assets in the Downtown Eastside.

Community asset mapping exercise #2

Examples of community assets that no longer available in the DTES:

- 'Access denied \$orry No money'
(Gastown, W Cordova & W Hastings Streets)
- Balmoral & Regent hotels
- Chinese groceries and restaurants in Chinatown
- Oppenheimer Park as a park



Community members at the Powell Street Festival Society's information table in the community demonstration space.

'What is special to you in the DTES' Ideas Board

Examples of special tangible and intangible places, people, things, etc.:

- Artists, art (murals)
- Chinatown
- Community supporting each other through trauma and colonization
- Forgiveness and patience
- Fluidity, community and accessibility of the neighbourhood
- Relationships and connections and its residents
- Resilient, active neighbours

4.2 WHAT WE HEARD

Examples of what we heard from community members on priorities for the DTES:

- DEOD needs garbage cans, benches and bus shelters.
- There are no facilities for youth and nowhere for them to go for recreation, e.g. could they have access to basketball hoops in the alleyways?
- Blood Alley Square could be much better if there are charging stations installed to charge phones, electric bikes, wheel chairs, etc.
- VCH has introduced new washroom guidelines.
- The DTES market should be changed to operate for 3 days (7 days is too long).
- There needs to be electronic noticeboards so the community can be notified of important information.
- The Regent and Balmoral need to be replaced with mixed income housing and harm reduction support services.
- 58 West Hastings has been approved and needs to have community economic development component to provide additional income for building operation.
- The inhalation facility gets extremely hot inside and needs a cooling fan to reduce the temperature, or maybe a pop up tent?
- The expected redevelopment of 52 - 92 E Hastings could take place in 1 year - 18 months. Is it possible to have benches placed in the alley behind the over dose prevention site, and garbage cans in the street in front.
- Need access to public bathrooms (some people are barred from access).
- DTES Market - whenever they visit there is no manager present.
- Need a bike repair co-op space to create jobs with bike repairs, wheel chairs and walker repairs.
- There needs to be Wifi in social housing to give people access to the internet.

5.0 QUESTIONNAIRE RESULTS

Methodology

Attendees and participants of the DTES Plan Community Fair were encouraged to complete the questionnaire, which was available in hard copy at the event as well as online for a six week period between June 20 and July 31, 2019. The questionnaire was also promoted through the City of Vancouver's webpage and social media accounts, as well as shared to the Talk Vancouver panel and to those signed up for electronic updates on the DTES Plan. See Appendix 1 for more details. A total of 206 completed questionnaires were received.

Gaps and Limitations

Quantitative data sources, such as questionnaires, are important tools for building knowledge and understanding through numerical descriptions. However, they do not provide a detailed narrative and generally less elaborate accounts of human perceptions. As respondents to the DTES Plan Community Fair questionnaire were self-selected and may not all live in or have a direct connection with the DTES, the results are an indication of general sentiments of those who responded, rather than a precise indicator of how the 30-year DTES Plan has progressed over the past five years.

Ensuring cultural appropriateness and safety in questionnaires is a work in progress. Although the City of Vancouver ensures confidentiality of responses, the DTES Planning team still represents an agency of the municipal government asking detailed questions about the breadth and scope of an in depth community plan. Respondents were not required to provide a response to all questions; as a result, the number of responses may vary by question. The responses to the quantitative questions are summarised below as percentages, charts, and graphs. The responses to open-ended questions were grouped into the main themes that emerged, and samples of direct quotes (without corrections for misspellings or grammatically idiosyncrasies) are provided to illustrate the range of feedback.

To help overcome quantitative data limitations, the results of the questionnaire are supplemented with feedback collected through other qualitative means, such as during the discussion sessions and through individual conversations. Readers are encouraged to value the knowledge of people whose identities and lived experiences can offer a more complete picture than a quantitative understanding.

5.1 Implementation Progress Check-in

Question 1 - Since the Downtown Eastside Plan was approved in 2014, the City alongside community groups have been implementing the Plan's 30-year vision by carrying out various policies, projects, and actions.

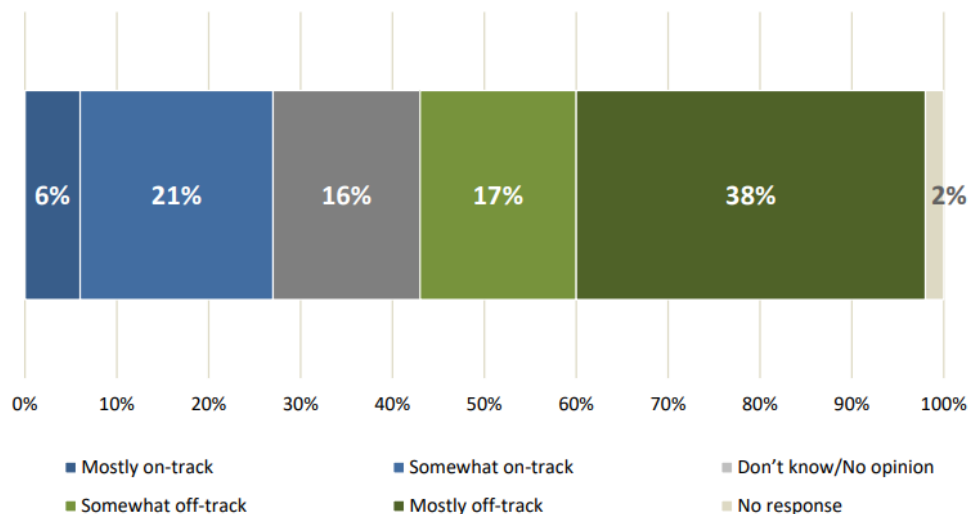
How successful has the Plan been in making progress towards the 30-year vision for the Downtown Eastside?

Snapshot

- Over half (55 percent) of respondents thought progress on the DTES vision was mostly or somewhat off-track.
- Over a quarter (27 percent) of respondents thought progress on the DTES vision was mostly or somewhat on-track.

Results

Total respondents (202 responses)



5.2 Downtown Eastside Capital Grant Priorities

Question 2a - The Planning Department operates a unique dedicated neighbourhood grant fund known as DTES Capital Grants, which supports projects that help implement the DTES Plan. The aim is to encourage partnerships with grant recipients sourcing at least 50% of their funding from other organization or through their own work. Examples of past projects include establishing micro-enterprises, heritage buildings, and non-profit space upgrades.

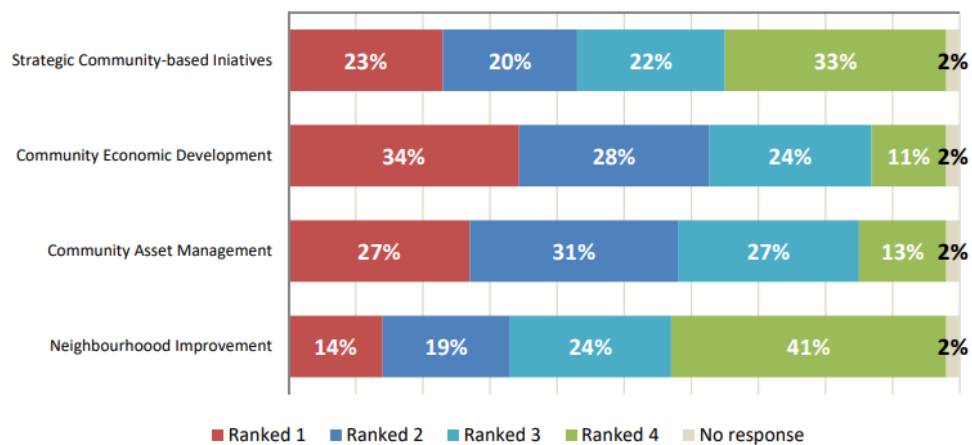
The following have been used as DTES Key Priority Areas for Capital Grants for the past five years. Rank these in order of importance to you.

Snapshot

- Nearly two-thirds of respondents ranked Community Economic Development (62 percent) or Community Asset Management (58 percent) as the first or second most important key priority area for Capital Grants.
- Over a third of respondents ranked Neighbourhood Improvement (41 percent) or Strategic Community-based Initiatives (33 percent) as the lowest importance.

Results

Total respondents (201 responses)



Note: Due to rounding, totals may not equal 100%

5.2 Downtown Eastside Capital Grant Priorities

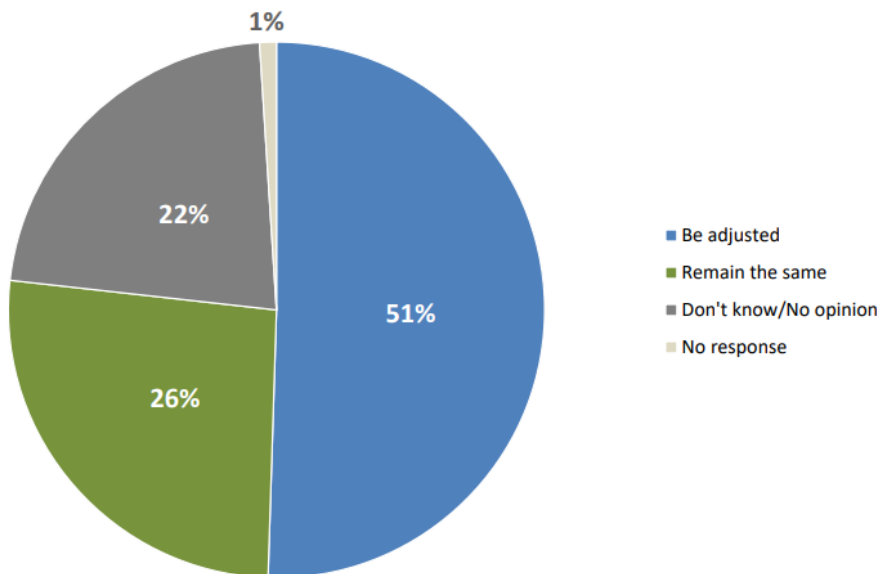
Question 2b - Thinking ahead to the next five years, do you think these priority areas should remain the same, be adjusted, or don't know/no opinion.

Snapshot

- Half (50 percent) of respondents think DTES Capital Grant priority areas should be adjusted.
- Over a quarter (26 percent) of respondents think the DTES Capital Grant priority areas should remain the same.
- Nearly a quarter (22 percent) of respondents did not know or have an opinion on whether the DTES Capital Grant priority areas should be changed.

Results

Total respondents (203 responses)



5.2 Downtown Eastside Capital Grant Priorities

Question 2c - Please share how and why you think the priority areas should be adjusted. For example, new priority areas, keep some, change others, etc.

Main themes

Total respondents (24 responses)

- Support for adjusting priorities areas based on changing needs.
- Call for immediate actions to address urgent, rapidly escalating issues of the mental health and opioid crisis, homelessness (particularly Oppenheimer park), street disorder, crime, and sanitation.
- Mixed responses to social housing and support services. Some respondents wanted more funding for these in the DTES, while others expressed concerns about the existing concentration, and called for social housing and support services to be located in other neighbourhoods across the city.
- Other priority areas suggested include Indigenous healing centre, gentrification, public realm, arts & culture, heritage, trees and greenery.

Sample comments

- "Keeps some of the strategies that work . Evaluate and change priorities as needed."
- "The current priority areas do not seem (on the surface) to be improving the safety of the community."
- "I think more attention needs to be paid to the social situation in the downtown Eastside and providing more direct social, economic and housing assistance to disadvantaged people living in this area."
- "We need sustainable local jobs throughout the DTES. We need proper mental and drug addicted outreach on the streets. We need more healing and rehab facilities. We need to remove the drug pushers."
- "When it started there was a call for an indigenous healing centre at crab park years later this message is gone... There is still a call from the community to have water born cultural activities to reconnect people with first nations..."
- "People need compassionate, sustainable housing. You cannot help others or take care of yourself if you don't have a safe place to live."
- "STOP putting social housing here -- put it somewhere else in the city. It is a public health risk of epidemic proportions what has been allowed to take place. Why are you not putting ARTIST production spaces as a priority? This should be done before we loose them all (to be left with a BLACK HOLE)"
- "Focus on stopping petty crime (trending toward serious /violent crime), overall cleanliness (more facilities), open drug use and general disorder. The DTES has gone down hill severely in the past 5 years, and drastic change needs to happen in the priorities."
- "Stronger focus on saving heritage buildings, and improving the public realm."

5.3 Downtown Eastside Capital Grant Allocations

Question 3 - Imagine you could choose how \$100,000 in grants were spent in the Downtown Eastside.

Describe a project or program you think could significantly help achieve the Plan's vision to improve the lives of Downtown Eastside residents.

Main themes

Total respondents (45 responses)

- A significant number of comments included ideas to increase affordable housing and accessible housing to address homelessness.
- Support for education, training, and job creation for residents, particularly women and those with high barriers to employment.
- Initiatives to improve mental health, overall well-being, and sense of community.
- Projects to address addictions and substance use.
- Improve public cleanliness and amenities, including public toilets, bus shelters, benches, garbage cans, electric charging stations, electronic notice boards, wifi.
- Increase access to green space and nature, as well as recreational opportunities.
- Suggestions to improve policing, safety, and security

Sample comments

- "Boost shelters and modular housing."
- "A recycling centre that makes profitable items and pays a living wage."
- "Permanent large trees along Hastings Street."
- "-community gathering spaces that are culturally-sensitive"
- "More counseling and support for people living on the street"
- "Employment is the focus. Self employment comes with skills and basic business training. Provide access to use of equipment necessary for self employment enterprises for all ages, men and women."
- "...the 100 block of East Hastings alone, it needs accessible toilets for starters so that people have somewhere to relieve themselves ..."
- "...expanding the street market areas...so that vendors don't block the struggling businesses in the area."
- "Educational and healthy recreational programs for young girls."
- "The back alleys are very sad and dirty places where often people down on their luck hang out. An initiative that keeps those spaces clean (incl public washrooms)...To create a healthier/safer place but being mindful of not displacing anyone."
- There needs to be electronic noticeboards so the community can be notified of important information.

5.4 Downtown Eastside Plan Focus Area

Question 4a - The Downtown Eastside Plan has nine focus areas; each includes strategic directions and action items to be implemented over the 30 year period.

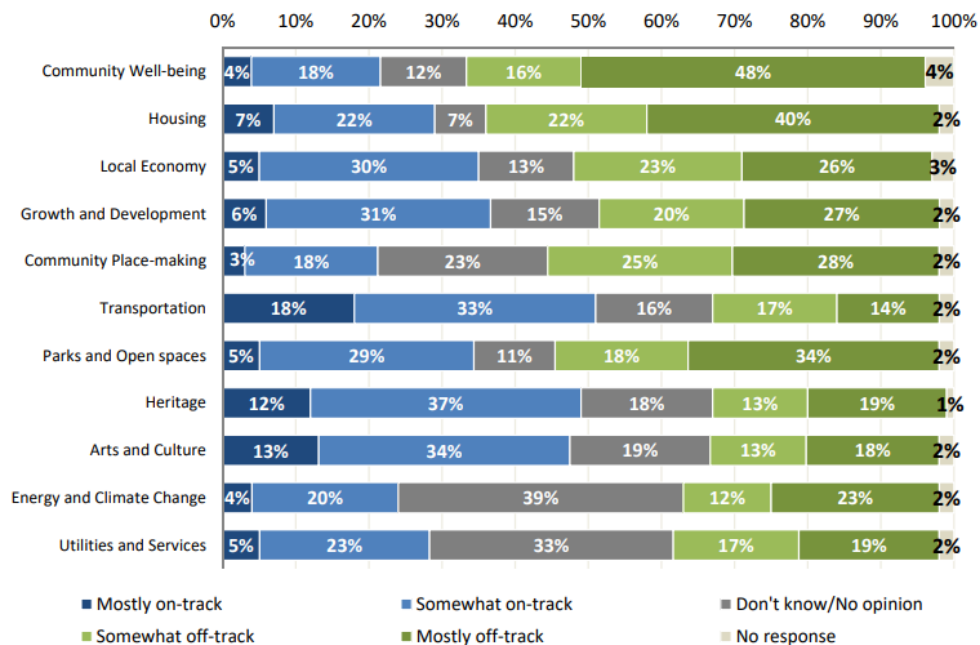
What do you think of how each focus area has been carried out so far?

Snapshot

- Nearly two-thirds of respondents identified community well-being (64 percent) and housing (62 percent) DTES Plan focus areas as mostly or somewhat off-track.
- Approximately half of respondents identified transportation (51 percent), heritage (49 percent) and arts and culture (47 percent) as mostly or somewhat on-track.

Results

Total respondents (204 responses)



5.4 Downtown Eastside Plan Focus Area

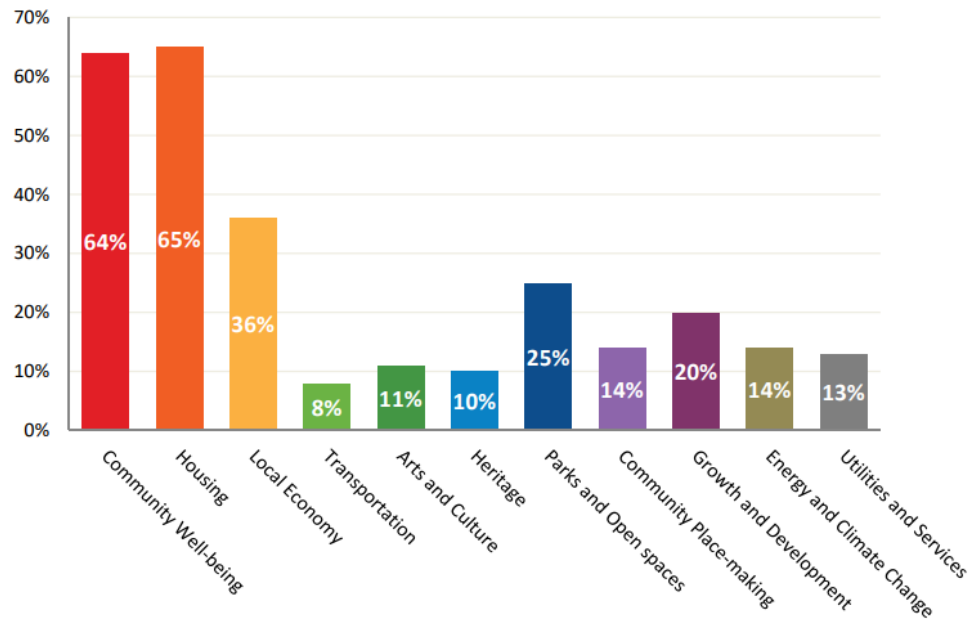
Question 4b - Which focus area should be the priority for the next five years?

Snapshot

- Community well-being (64 percent) and housing (65 percent) were identified by nearly two-thirds of respondents as a priority focus areas for the next five years.
- Local economy was the next highest priority with over a third (36 percent) of respondents identified it as a priority focus area, followed by a quarter (25 percent) of respondents who identified parks and open spaces.

Results

Total respondents (206 responses)



Note: Respondents were asked to choose their top three responses, thus percentages do not total 100.

5.4 Downtown Eastside Plan Focus Area

Question 4c - Please share any focus areas you think are missing.

Main themes

Total respondents (29 responses)

- The majority of responses identified specific topics within existing focus areas, such as homelessness, affordable housing, addictions, economic development, mental health, well-being, community centres, public spaces, sanitation, etc.
- Other areas for focus included safety, security, police, and fire and rescue services.

Sample comments

- "Community organizing and housing advocacy"
- "Until we solve the housing issue, nothing will change"
- "How to treat drug addicts"
- "REMOVAL OF DRUG PUSHERS!!!"
- "Realistic, person focused healthcare. Low barrier skills training and education for skills that are viable in the modern economy."
- "Community center being attractive"
- "Cleaner and safer areas for all"
- "Focus on educational and capacitational activities directed to growth and independence of young girls and women."
- "Crime prevention. ByLaw Enforcement."
- "Health and safety"
- "Education"
- "Police resources."

5.5 Community Outreach & Engagement

Question 5a - Engaging the community on the progress of the Plan is part of the ongoing monitoring and evaluation of the DTES Plan. The key objectives of Downtown Eastside Plan Community Fair on June 20, 2019 were:

- Share progress updates on the implementation of the Plan;
- Ask for your feedback on the Plan funding priorities for the next five years;
- Provide an opportunity for local groups to showcase their work and achievements.

The Fair also included four discussion sessions on topics related to housing and homelessness, community well-being, local economy, and the DTES Capital Grants.

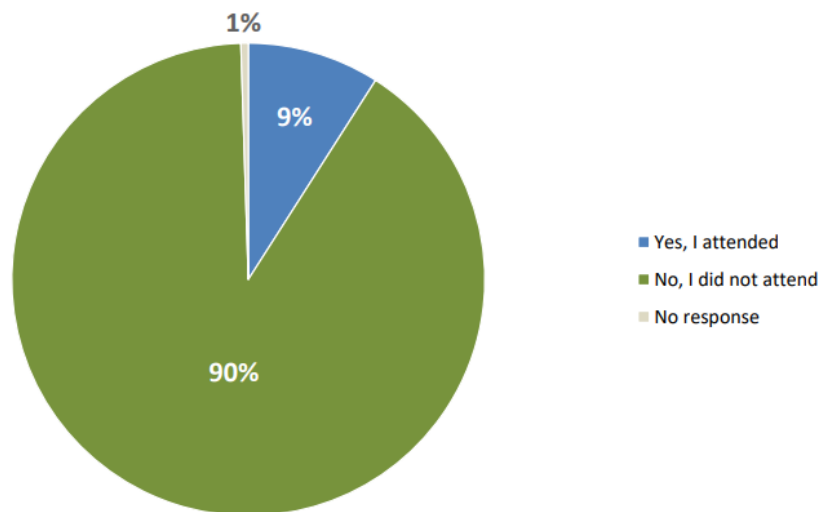
Did you attend the DTES Plan: Community Fair?

Snapshot

- The majority of respondents (90 percent) did not attend the DTES Plan Community Fair.

Results

Total respondents (205 responses)



5.5 Community Outreach & Engagement

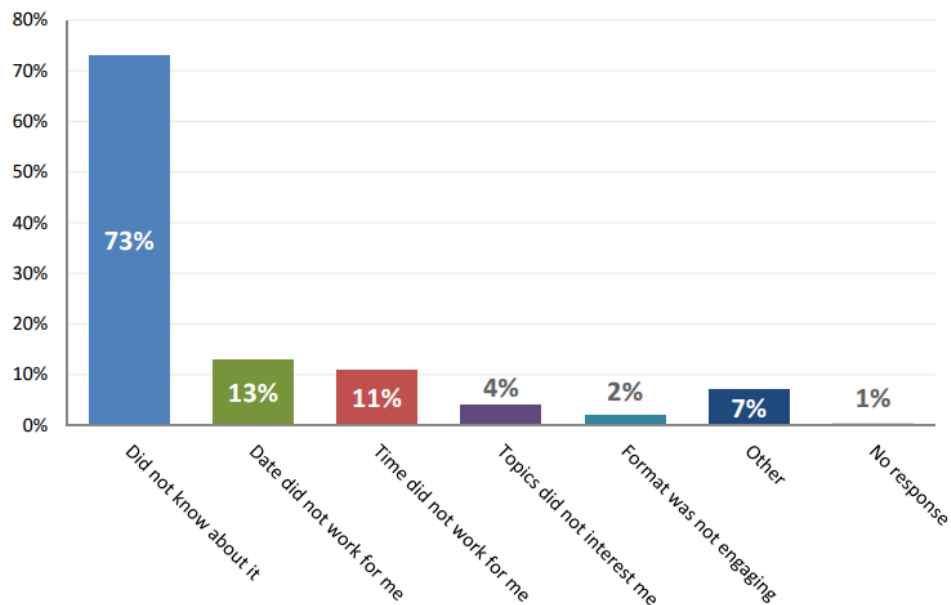
Question 5b - If no, why did you not attend the Downtown Eastside Plan Community Fair?

Snapshot

- Nearly three-quarters (73 percent) of respondents noted one of the reason they did not attend the DTES Plan Community was 'did not know about it'.
- For a modest number of respondents, the 'event date did not work' (13 percent) and/or the 'event time did not work' (11 percent).

Results

Total respondents (188 responses)



Note: Respondents were asked to choose all responses that applied, thus percentages do not total 100.

5.5 Community Outreach & Engagement

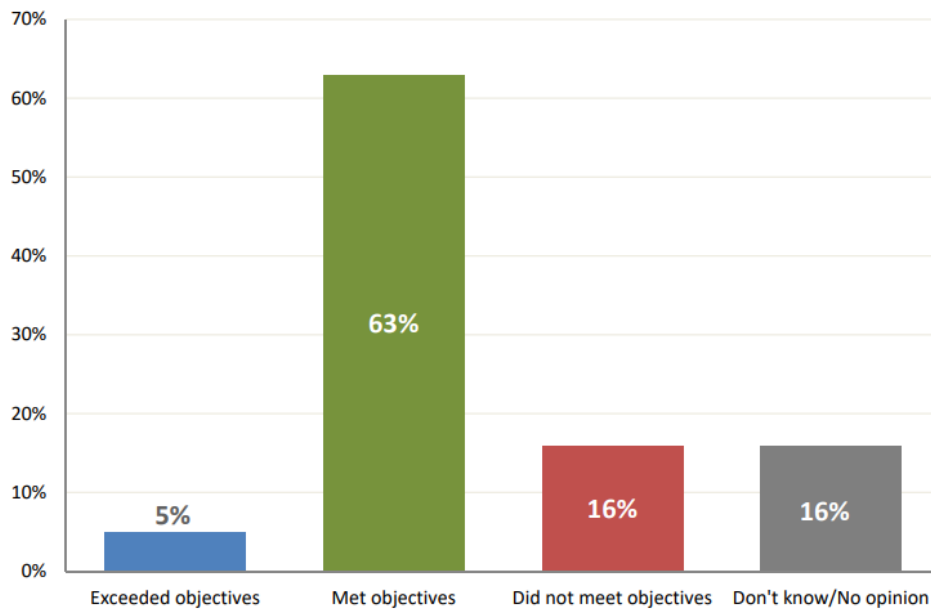
Question 5c - If yes, how do you think the DTES Plan: Community Fair met the event's objectives?

Snapshot

- Nearly two-thirds (63 percent) of respondents noted the DTES Plan Community Fair met the event's objectives
- A modest number (16 percent) of respondents noted the event did not meet its objectives

Results

Total respondents (19 responses)



5.5 Community Outreach & Engagement

Question 5d - What did you think about this community engagement format?

Main themes

Total respondents (46 responses)

- Generally positive response to the fair's format as a way to share information and engage with the community, particularly the: community discussion sessions, specifically as a safe space for dialogue and share differing views; and exhibition space to meet and chat with DTES groups, local artists and vendors.
- Desire for the event to be held on a weekend to encourage wider attendance.
- Suggestions for more extensive promotion and community engagement.
- Uncertainty expressed about outcome of the event.

Sample comments

- "I live in the area but work full time. Event should be held on a Saturday during the day."
- "People felt engaged, this activities are positive."
- "You will only hear from a few voices who have signed up for Talk Vancouver. Unfortunately, this is a small sample and does not represent the majority of stakeholders"
- "I like that its got a variety of twp taking place under one location. Set up workshops so people can correct contradict and learn from each other."
- "The proof will be in the pudding. too often the "average" taxpaying community voice is unheard."
- "Loved it! It is so good to connect with people and hear about work challenges and the visions people have for the community. This is also such an important way to perceive way to perceive culture and history as well."
- "It was great to connect with city staff and community groups. Has this happened in other neighbourhoods ? I think it's a great model."
- "It needs to be better publicized. I live and work in the area and didn't know about it."
- "More community members should be around less or equal service providers but there is a lack of people"
- "I thought it was successful"
- "Dumb"
- "Community fairs are good for the ego of those creating them and little else on a general basis. Better off to have one big barbbque per month for everyone for free"

5.6 Other Comments

Question 6 - Please share anything else you would like to tell us.

Main themes

Total respondents (98 responses)

- Frustration expressed that the challenges of the Downtown Eastside are growing and intensifying greatly in recent years, particularly along East Hastings Street and in Oppenheimer Park.
- Significant concern over homelessness and lack of affordable rental housing, as well as the urgent need to address mental health and addiction issues, particularly the opioid crisis.
- Unease and fear expressed about safety, security, and crime in the Downtown Eastside, and desire for more neighbourhood policing.
- More street cleaning and public realm improvements, including: safe, accessible public washrooms; garbage cans, benches, and bus shelters.
- Concern expressed over neighbourhood gentrification, displacement of residents, local businesses, production spaces for artists, and loss of community.
- Mixed responses on locating more community mental health and addiction services, and social housing in the Downtown Eastside. Support expressed for adding more social support services and social housing, as well as concern over concentration of the same within the Downtown Eastside with desire for mixed-income housing.
- Desire for more effective government policies and programs, and greater coordination between different levels of government and between departments.
- More capacity-building programs, e.g. job training and support.
- Need for recreational and educational opportunities for youth and young women.

Sample comments

- “Address the social housing problem. While also understanding that not all homeless people want housing, so give it to those that do.”
- “I cannot stress enough that mental health and addiction services need to take the most prominent of places in any plan for the DTES. It must permeate every aspect of the plan and be top of mind in all approaches.”
- “For the DTES to be successful as a whole, the lives and voices of the vulnerable and marginalized must be at the forefront in the discussion and planning stages. For this to be a healthy area of the city, Vancouver must address the issues of physical safety, addiction, housing, racism, and affordable and healthy food (ie food desert) around Oppenheimer Park and Hastings.”

- “Vancouver was a beautiful city with a distinct and unique culture. The uncontrolled development combined with the drug issues and resulting homelessness (not all due to the drugs, I realize) have destroyed the soul of the city. The developers get away with constructing crap buildings and not contributing to the community at all (other than endless congestion caused by construction). The DTES is where everyone who has an issue gets herded and abandoned. The resources all seem to be earmarked for the “upscale” neighbourhoods - I don't see any temporary housing going up in Kits or Kerrisdale.”
- “I have lived near/in the DTES for 4 years and the quality of public spaces has gotten worse. This affects all ages, income levels and cultures. It looks and smells like a garbage heap and a bathroom. Also- people struggle to get off drugs because all of the services are located in the same places. The modular housing is awesome- we need more here and around the city and metropolitan areas. We need more employment programs and we need more green spaces.”
- “I have lived in the area on Hastings for 20 years. I love living here. For the last 2 years it has got worse. I don't want to leave Hastings street. I just wished I got more support from Police & the City”
- “The addition of Crosstown childcare is not enough to meet childcare needs. We live strathcona and do not fall into any of the VSOC priority neighbourhoods and therefore have not been able to secure full time childcare for our now 3 years old and have had to travel 30 min a day, one way, to burnaby for child care.”
- “...Sex Work is part of the DTES and pushing it deeper in to back alleys only leads to more risk to all involved. Having housing options that allow for sex work would provide a safe place for workers to bring Johns, it could create a protective community and much more well being. This isn't a brothel or sex hotel, this is just a stigma free zone...The DTES isn't a problem of one area, but of the whole city. I regularly see youth end up here, at first able bodied and capable of much more, but at some point a few bad breaks and a lack of affordable housing anywhere in the city pushes them deeper in to the DTES where quickly harder drugs take effect and leave them in a much worse situation than where they began. More needs to be done to address the housing crisis in this city as a whole, but dedicated rental housing, city wide, and dedicated low income housing in the DTES is a must. Finally, spreading out shelters around the city does have benefits, but at the end of the day the DTES is a community, and its residents need that community and its supports to function.”
- “There needs to be more regulation and planning with regards to ethical development...purchase of multiple buildings, many of which are now sitting empty and / or will only serve wealthy people who may not be part of the neighbourhood. He has displaced artists and important spaces that were an integral part of the community...”
- “It's so very hard to see the suffering in this area and I wish there was more that local residents and all levels of government could do to address this.”

5.7 Demographics

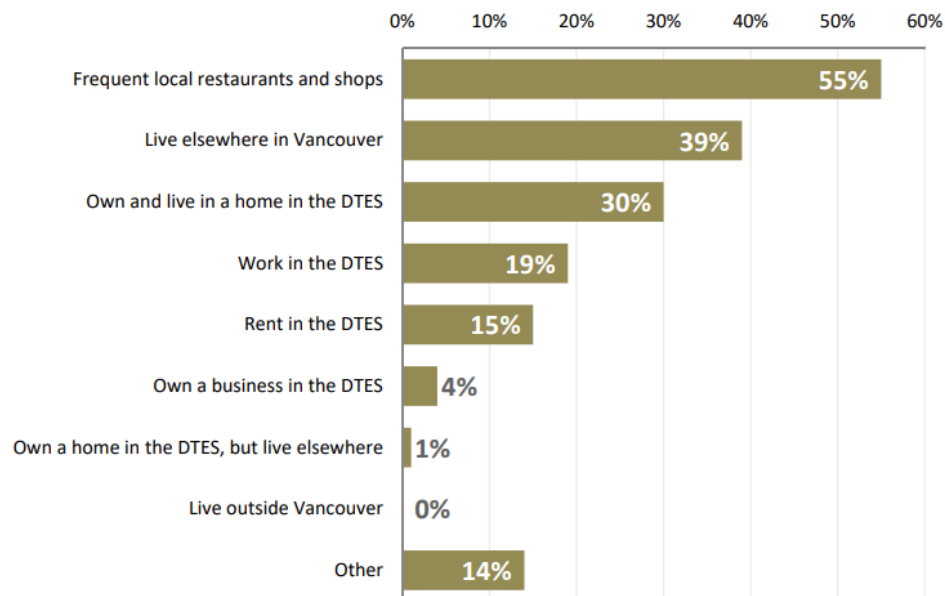
What is your connection to the Downtown Eastside?

Snapshot

- Over half (55 percent) of respondents frequented local restaurants and shops
- Less than half (45 percent) of respondents lived in the DTES.
- Nearly a quarter (23 percent) of respondents worked in, or owned a business in the DTES.
- Twice as many homeowners responded (30 percent), compared to those who rent their home in the DTES (15 percent).
- 14 percent provided other responses, including lived in a housing co-op (in and outside of the DTES), volunteered in the DTES, worked and/or lived in adjacent neighbourhoods, commuting through the DTES.

Results

Total respondents (206 responses)



Note: Respondents were asked to choose all responses that applied, thus percentages do not total 100.

5.7 Demographics

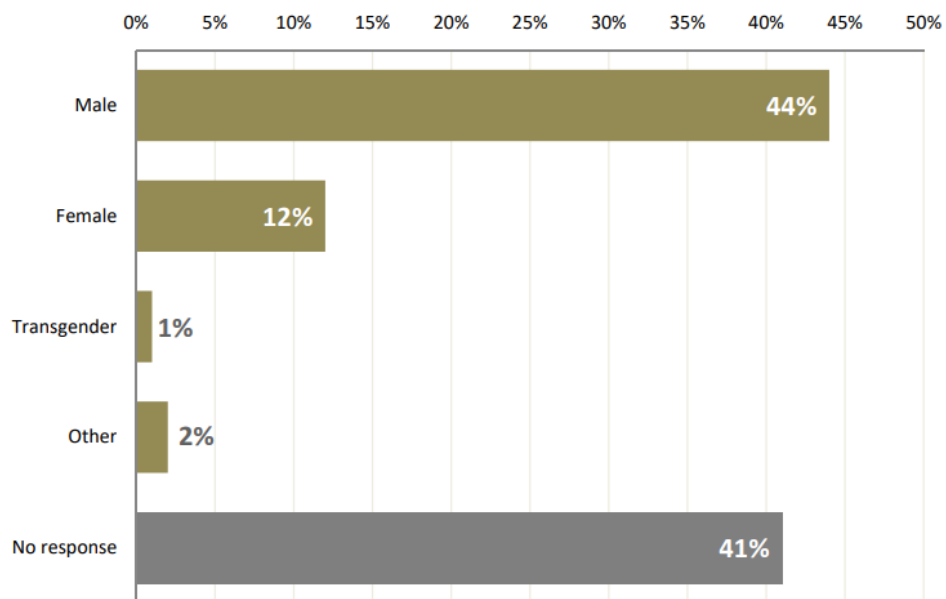
Do you primarily identify as...?

Snapshot

- Nearly half (44 percent) of respondents identified as male.

Results

Total respondents (138 responses)



5.7 Demographics

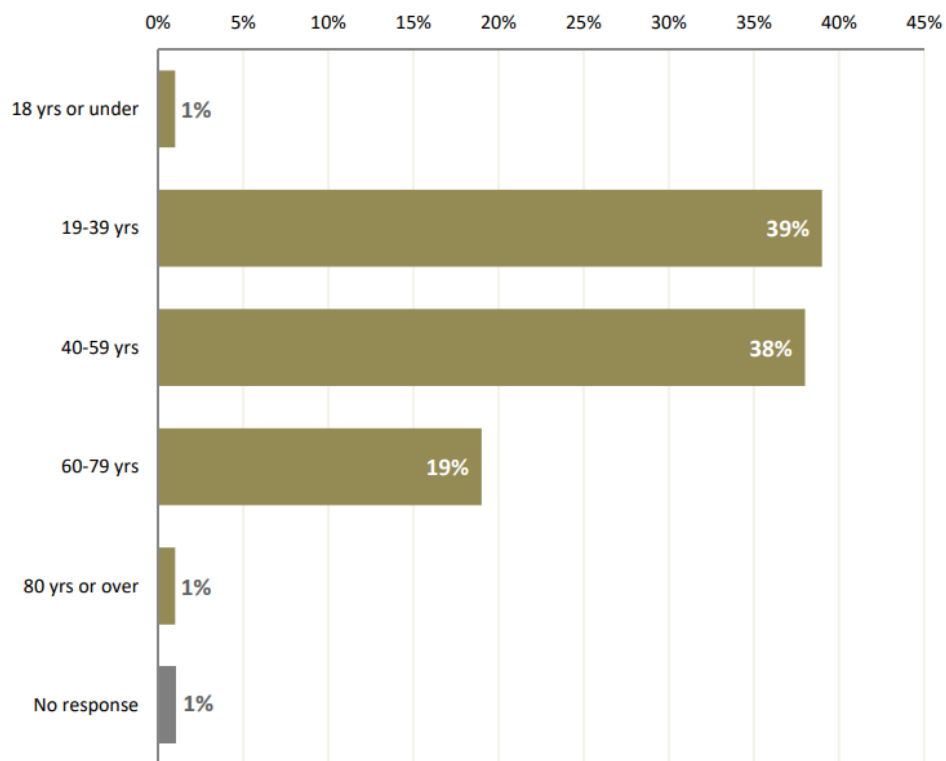
How old are you?

Snapshot

- Over three-quarter (77 percent) of respondents were between the ages of 19 and 59 years of age.
- A fifth (20 percent) of respondents were 60 years or older.

Results

Total respondents (206 responses)



5.7 Demographics

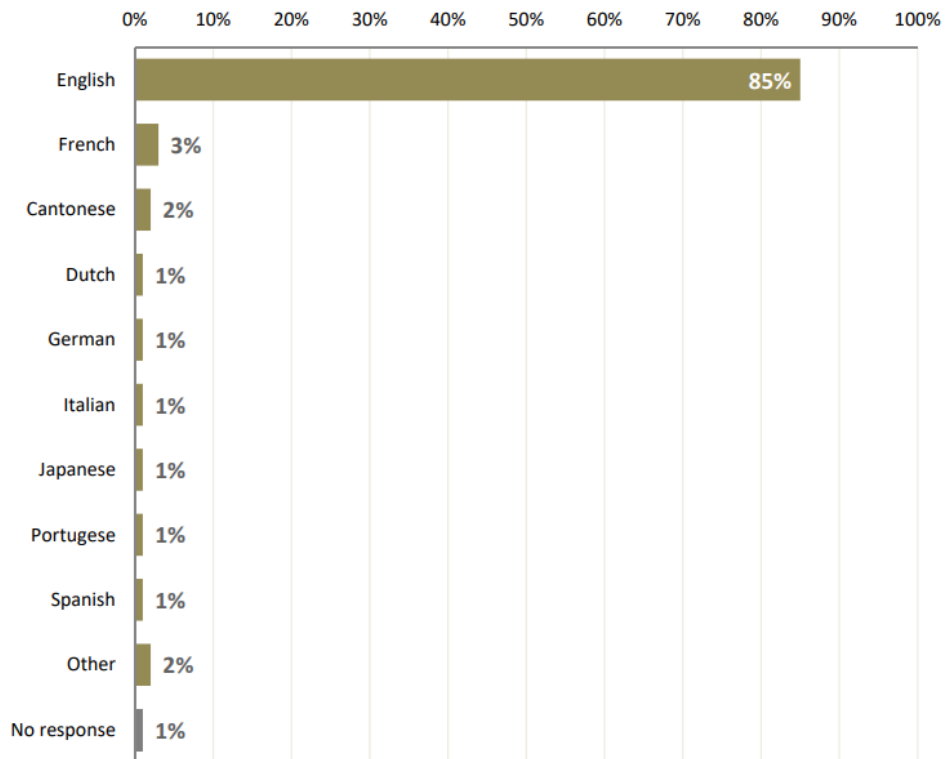
What language did you first learn as a child and still understand today?

Snapshot

- The mother tongue for the majority (85 percent) of respondents was English, and French for a modest number (3 percent) of respondents.
- Of the other reported mother tongues, a slightly higher number (2 percent) spoke Cantonese as their mother tongue.

Results

Total respondents (203 responses)



5.7 Demographics

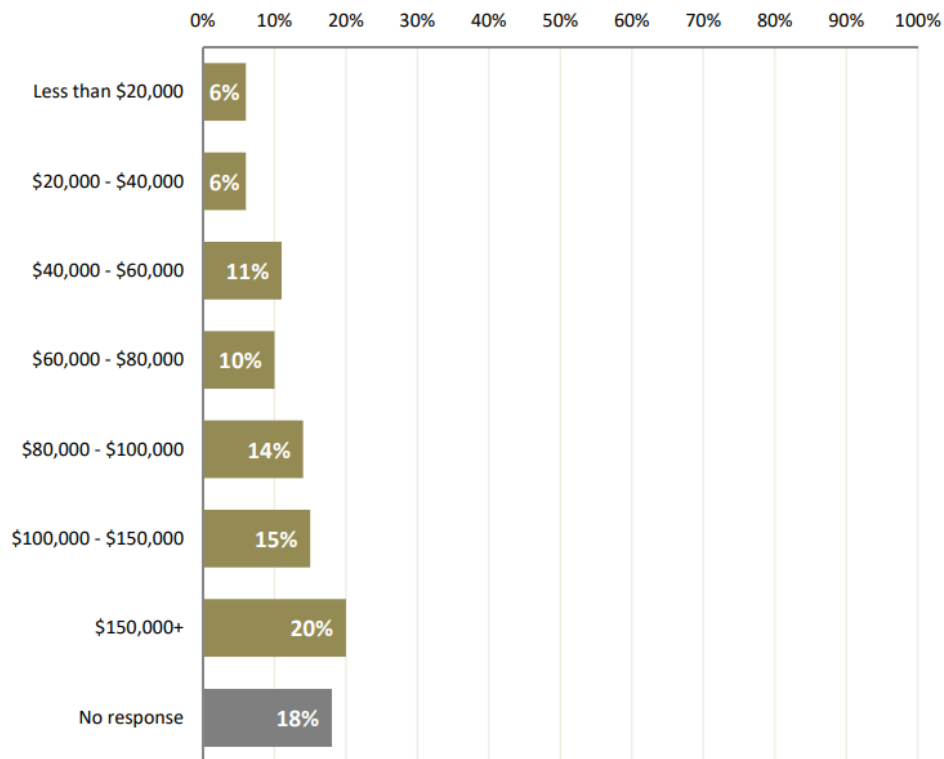
Which category best describes your total household income (before taxes)?

Snapshot

- Nearly half (49 percent) of respondents had a pre-tax household income of \$80,000 or more.
- A modest number (18 percent) of respondents reported a pre-tax household income of \$40,000 or less.

Results

Total respondents (169 responses)



Appendix 1

Outreach and Engagement

The fair was broadly promoted through postering in the neighbourhood, and social media, e.g. City of Vancouver website, e-mail list-serv and channels. Posters advertising the fair were displayed throughout the DTES in local community centres and libraries. A local non-profit social enterprise was also employed to provide posters to all single occupancy hotels and neighbourhood bulletin boards in the DTES. The social media campaign was robust and included 16 facebook, instagram, and twitter posts that were viewed over 60,500 times. E-mail invitations and electronic posters were also sent to the 535 member DTES list-serve, including the four DTES business improvement associations to distribute to their members.

We invited members of the public to complete a questionnaire to share their thoughts and feedback on plan priorities for the next five year, and plan implementation to date. The questionnaire was available for a six week period between June 20 and July 31, 2019:

The questionnaire was widely distributed:

1. Physical copies:
 - DTES Plan: Community Fair (June 2019)
 - DTES planning team office
2. Electronic version:
 - E-mailed to the DTES list-serv (535 member e-mail distribution list of those who have signed up for DTES Plan updates)
 - E-mailed to the Talk Vancouver online community panel (1,500 members in the DTES and directly adjacent areas);
 - Shared on the DTES webpage (vancouver.ca/dtes)
 - Shared on the City of Vancouver's Share your views webpage (vancouver.ca/share-your-views.aspx)
 - Shared on social media (facebook, twitter, instagram)

Appendix 2

PROGRAMME
DISCUSSION SESSIONS

SESSION 1 | LARGE CLASSROOM - 4TH FLOOR

DTES PLAN IMPLEMENTATION — HOUSING & HOMELESSNESS

Staff from the City's Homelessness Services & Affordable Housing Program team will present an update of the DTES Plan implementation, as well as some of the challenges and opportunities moving forward. Come share your experience of the actions to date – what's working and what's not – and thoughts on priorities and opportunities for the next 5 years of plan implementation. The session will be informal and depending on turnout, participants should expect to participate in small group discussions.

SPEAKERS
 Alison Dummet, Policy Planner, Homelessness Services & Affordable Housing, City of Vancouver
 Coline Mauboules, Director, Homelessness Services & Affordable Housing, City of Vancouver

CONCURRENT SESSION 2A | LARGE CLASSROOM - 4TH FLOOR

LOCAL ECONOMY

The DTES Plan has guided policy interventions intended to improve the local economy, especially in under-served areas. The 6 panelists and moderator will share their experience working in the DTES implementing programs and initiatives that help revitalize the economy while responding to community needs.

SPEAKERS
 John Li, Member, Eastern Voices and Embors Ventures
 Mark DeFrenas, DTES resident, member Binners' Project & DTES market
 Meg O'Shea, Program Manager, Thinking Vancouver & Small to Medium Enterprises, Vancouver Economic Commission

CONCURRENT SESSION 2B | TATAMI ROOM - 5TH FLOOR

DTES CAPITAL GRANT PRIORITIES

Come to hear about City's grant funding in the DTES: Find out where and how the grants are allocated. Hear from Matthew Smedley - Executive Director & CEO of Mission Possible and Anna Godefroy - Co-founder & Director of Binners' Project of their experiences applying for the grants and lessons learned. Providing us with common concerns around the DTES grant program: Where can we improve? How do you wish to be involved?

SPEAKERS
 Anna Godefroy, Co-founder & Director, The Binners' Project, City of Vancouver
 Eric Kowalski, Social Planner, City of Vancouver
 Matthew Smedley, Executive Director & CEO, Mission Possible
 Wesley Joe, Policy Planner, City of Vancouver

DTES PLAN: COMMUNITY FAIR
SCHEDULE

JAPANESE LANGUAGE SCHOOL & HALL
THURSDAY, 20 JUNE, 2019

THE DTES PLAN TURNS FIVE!

Approved in 2014, the Downtown Eastside Plan is a 30-year vision for the neighbourhood that strives to maintain the uniqueness of the Downtown Eastside while revitalising the area without displacing residents. Implementation of the actions and directions of the Plan continues to be a collective effort between various community groups, non-profit organisations, other levels of government, and City departments. Today's DTES Plan Community Fair gives us a chance to take stock of the Plan's impact to date and have a conversation about our priorities moving forward.

TIME	MAIN HALL Ground Floor	LARGE CLASS ROOM 4th Floor	TATAMI ROOM 5th Floor
10:00 - 11:00 am	Welcome & Acknowledgement		
11:00 am - 12:30 pm		Discussion Session 1: Housing & Homelessness	
12:30 - 1:45 pm	Community Exhibition, Activity, & Demonstration Space	Lunch	
1:45 - 3:15 pm		Discussion Session 2A: Local Economy	Discussion Session 2B: DTES Capital Grant Priorities
3:15 - 3:30 pm		Break	
3:30 - 5:00 pm		Discussion Session 3: Healing & Wellness in the DTES	
5:00 - 5:30 pm	Closing Remarks		

Note: A wellness space/quiet room is located on the 3rd floor adjacent to the stairwell

SHARE YOUR THOUGHTS

There are a variety of ways for you to let us know what you think. Please take a look at the information boards, chat with staff, a join discussion session, fill out a questionnaire, or provide your comments on sticky notes on one of our information boards in the main Hall.

Your feedback today will be used to:

- Report back to Council in 2020 on Plan implementation progress;
- Help us prioritise Downtown Eastside grant funding for the next five years;
- Understand the impact of the Plan's strategies to date, and consider any improvements moving forward.

VISIT VANCOUVER.CA/DTES FOR MORE INFORMATION AND TO JOIN OUR MAILING LIST

