



QUEEN ELIZABETH II PARK OBSERVATION TOWER

HENRIQUEZ • PARTNERS Architects Urban Designers



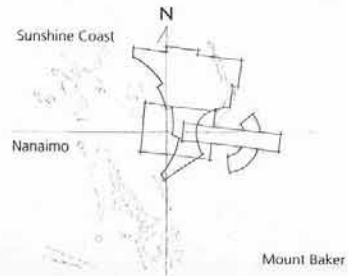
SOUTH ELEVATION: Summer Configuration




VIEWS: North Shore Mountains

HENRIQUEZ • PARTNERS
Architects
Urban Designers

CONTEXT PHOTO



LOCATION PLAN



SITE PLAN