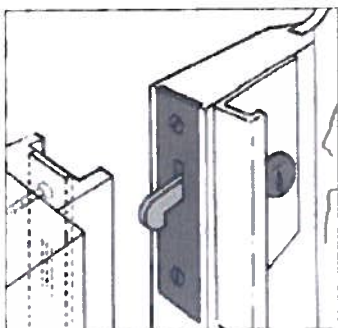


# Secondary security devices for your patio door

CRIME PREVENTION TEAM, NWPS



► **It is important to ensure** that all areas of your home, including patio doors, are secured properly. Many patio doors are located in areas of your home that are not highly visible from the street or by watchful neighbours. Combine this with improperly secured patio doors and this could provide burglars with an easy means into your home. So, having a secondary security device on your patio doors is valuable in preventing break-ins to help keep your home and family safe.



A simple latching system is used on patio doors as the primary locking mechanism. This type of latching system can be defeated easily by either simply using a tool to pry open the lock, a hacksaw to cut the lock or jiggling the door until the lock unhooks. With continued use of your patio door, the latching system will only further weaken and degrade, making access into your home by a burglar that much easier.

Beside ineffective patio door locks being defeated, there are other ways an intruder can use these doors to enter your home. Below is the list of ways

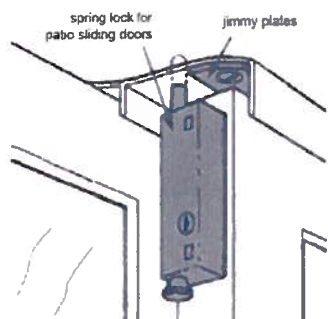


patio door can be defeated by a burglar other than breaking the patio door lock.


- Patio doors, especially ones that have the sliding panel on the outside, can be easily lifted out and off of the tracks.
- Stationary panels of your patio doors are often held in its place by retaining brackets, which are fastened to the jamb (one of a pair of vertical posts or pieces that together form the sides of a patio door frame) with screws. These screws can sometimes be exposed to the outside and all an intruder has to do is remove the screws to open the door.
- Many patio doors, especially ones made from aluminum and vinyl, can be easily forced apart at the location where the closed doors overlap without the glass breaking. This will allow a burglar to simply reach in and unlock the door.

There are different types of secondary security devices available that will assist in securing your door. Below are some of the option for you to consider.


- Anti-lift or Jimmy Plates and Spring Locks prevent your patio door from being lifted.




With continued use of your patio door, the latching system will only further weaken and degrade, making access into your home by a burglar that much easier.




- Installing a self-tapping screw in the top track above the door will eliminate the space that can be found between the top of the sliding door and track. If you decide to add a self-tapping screw, ensure enough of the screw's head is protruding out as this will allow the door to open and close but will eliminate the chance your door will be removed off the tracks from the outside.



- Safety or Charlie Bars can prevent the door from being pried open. Take the time to research the different bars available.
- Auxiliary Locks are used alongside your existing patio door lock. Again take the time to research the different locks available.



- Wooden doweling is an inexpensive and easy option to secure a patio door that slides on the inside. You simply need to place the doweling inside at the bottom of the track. Ensure that the wooden dowel runs the whole length of the track so that it prevents or limits movement of your patio door.



When using any type of patio door security, please keep in mind that your safety is very important. When picking a secondary security device, ensure that it does not prevent you and your family from exiting your home quickly in case of an emergency. Devices that have keys may be difficult to use when under pressure to exit your home, so take this into consideration when picking a secondary locking device for your patio door. Also, ensure that each member of your household knows how to properly use the locks on your patio doors and practice how to use them. Make this part of your home evacuation plan.

Do not hide that your patio door is securely locked. Making it visible that your patio door is securely locked is important, as it will discourage any break-ins or attempted break-ins by burglars.

An additional tip to remember about your patio doors. Always lock them at night and when not using them or being in the vicinity of that door. Burglars can simply sneak in and out of your home using an unlocked patio door without your knowledge.

In addition, simply having secondary locks and not using them defeat the purpose of them being on your doors. Ensure all your patio door locks are being used.

It is important to eliminate the opportunity that encourages burglars to target your home. Taking proper steps to secure your home will help prevent this.